



CLERK'S OFFICE

511 Washington St, Ste 201 • The Dalles, OR 97058  
p: [541] 506-2530 • f: [541] 506-2531 • www.co.wasco.or.us

*Pioneering pathways to prosperity.*

June 9, 2022

Secretary of State  
Elections Division  
Public Service Building Suite 501  
255 Capitol St. NE  
Salem, OR 97310

RE: MAY 17, 2022 PRIMARY ELECTION ABSTRACTS

I, Lisa Gambee, Wasco County Clerk, do hereby certify that the attached Abstract of Votes is the complete and final Abstract of the election results for the Primary Election held May 17, 2022 in Wasco County.

*Lisa Gambee*  
Lisa Gambee, Wasco County Clerk



# BALLOT COUNT REPORT

SEL 904

rev 06/22

ORS 254.074(3) & OAR 165-007-0550 (7)

**!** This information must be submitted for **each** election.  
Terms used can be found in OAR 165-007-0550

**⌚** **DUE** | At the time of certification please submit a record of the following items to the Elections Division.

Wasco

COUNTY

5/17/2022


ELECTION DATE

1	Number of ballot envelopes received	7095
2	Number of ballot envelopes accepted	6981
	2a Number of ballot envelopes accepted after Election Day Deadline with present and legible postmarks	325
	2b Number of ballot envelopes accepted after Election Day Deadline without present and legible postmarks	7
3	Number of ballot envelopes not accepted	114
4	Number of ballot envelopes rejected	0
	4a Number of ballot envelopes rejected after Election Day Deadline because of an untimely postmark	17
5	Total number of tallied ballots	6981

Signed

*Lisa Gambell*

County Elections Official



6/9/2022

Date

**Wasco County, OR\_Wasco\_May17-2022\_Primary, May 17, 2022**  
**Write-in Candidates by Contest Report**

Jun 9, 2022  
1:50:22 PM

Candidates	All Assignments	Voted Assignments
State Representative, 57th District (DEM)		
Dan Sanders	1	1
Darcy Long	1	1
David Rogers	1	1
Greg Smith	6	6
Invalid	0	0
Jeff Helfrich	1	1
Jeffery S. Wilson	1	1
Jon Snow	1	1
Lynn Ihringer	1	1
Meral Keys	1	1
Michael Jordan	1	1
Michael T. Cronin	1	1
Phillip Spor	1	1
Sam Cobb	1	1
Tina Kotek	1	1
Vikki Breese-Iverson	1	1
Vlade Divac	1	1



I, Lisa Gambee, Wasco County Clerk, do hereby certify that the votes recorded on this report correctly summarize the tally of votes cast at the May 17, 2022 General Election.

Dated this 9<sup>th</sup> day of June 2022.

*Lisa Gambee*

Lisa Gambee  
Wasco County Clerk

Statement of Votes Cast - Official Certified Abstract, State Contests  
Wasco County, OR, May 17, 2022 Primary Election

All Precincts, All Districts, All Counter Groups, All ScanStations, Commissioner of the Bureau of Labor and Industries, Governor (DEM), Governor (REP), Judge of the Circuit Court, 7th District, Position 2, Judge of the Circuit Court, 7th District, Position 4, Judge of the Court of Appeals, Position 3, Judge of the Court of Appeals, Position 5, Judge of the Court of Appeals, Position 8, Judge of the Supreme Court, Position 6, State Representative, 52nd District (DEM), State Representative, 52nd District (REP), State Representative, 57th District (DEM), State Representative, 57th District (REP), State Senator, 26th District (DEM), State Senator, 26th District (REP), US Representative, 2nd District (DEM), US Representative, 2nd District (REP), US Senator (DEM), US Senator (REP), All Boxes  
Total Ballots Cast: 6981, Registered Voters: 18389, Overall Turnout: 37.96%  
12 precincts reported out of 12 total

Choice	Votes	Vote %
--------	-------	--------

**All Precincts**

**US Senator (DEM) (Vote for 1)**

**2587 ballots (0 over voted ballots, 0 overvotes, 72 undervotes), 5140 registered voters, turnout 50.33%**

Ron Wyden	2149	85.45%
Brent Thompson	130	5.17%
William E Barlow III	208	8.27%
Write-in	28	1.11%
<b>Total</b>	<b>2515</b>	<b>100.00%</b>
Overvotes	0	
Undervotes	72	

**US Senator (REP) (Vote for 1)**

**2924 ballots (2 over voted ballots, 2 overvotes, 340 undervotes), 5057 registered voters, turnout 57.82%**

Darin Harbick	721	27.92%
Sam Palmer	334	12.94%
Jo Rae Perkins	874	33.85%
Christopher C Christensen	180	6.97%
Ibra A Taher	41	1.59%
Robert M Fleming	87	3.37%
Jason Beebe	320	12.39%
Write-in	25	0.97%
<b>Total</b>	<b>2582</b>	<b>100.00%</b>
Overvotes	2	
Undervotes	340	

**US Representative, 2nd District (DEM) (Vote for 1)**

**2587 ballots (0 over voted ballots, 0 overvotes, 656 undervotes), 5140 registered voters, turnout 50.33%**

Adam Prine	626	32.42%
Joe Yetter	1269	65.72%
Write-in	36	1.86%
<b>Total</b>	<b>1931</b>	<b>100.00%</b>
Overvotes	0	
Undervotes	656	

**US Representative, 2nd District (REP) (Vote for 1)**


**2924 ballots (1 over voted ballots, 1 overvotes, 272 undervotes), 5057 registered voters, turnout 57.82%**

Mark Cavener	472	17.80%
Katherine M Gallant	152	5.73%
Cliff S Bentz	2007	75.71%
Write-in	20	0.75%
<b>Total</b>	<b>2651</b>	<b>100.00%</b>
Overvotes	1	
Undervotes	272	

**Governor (DEM) (Vote for 1)**

**2587 ballots (0 over voted ballots, 0 overvotes, 134 undervotes), 5140 registered voters, turnout 50.33%**

Tobias Read	961	39.18%
John Sweeney	37	1.51%
Patrick E Starnes	57	2.32%
Dave W Stauffer	33	1.35%
Peter W Hall	4	0.16%
Genevieve Wilson H	11	0.45%
Keisha Lanell Merchant	4	0.16%



I, Lisa Gambée, Wasco County Clerk, do hereby certify that the votes recorded on this report correctly summarize the tally of votes cast at the May 17, 2022 General Election.

Dated this 9<sup>th</sup> day of June 2022.

*Lisa Gambée*

Lisa Gambée  
Wasco County Clerk

## Statement of Votes Cast - Official Certified Abstract, State Contests

Page: 2 of 4

Wasco County, OR, May 17, 2022 Primary Election

2022-06-09

13:48:39

All Precincts, All Districts, All Counter Groups, All ScanStations, Commissioner of the Bureau of Labor and Industries, Governor (DEM), Governor (REP), Judge of the Circuit Court, 7th District, Position 2, Judge of the Circuit Court, 7th District, Position 4, Judge of the Court of Appeals, Position 3, Judge of the Court of Appeals, Position 5, Judge of the Court of Appeals, Position 8, Judge of the Supreme Court, Position 6, State Representative, 52nd District (DEM), State Representative, 52nd District (REP), State Representative, 57th District (DEM), State Representative, 57th District (REP), State Senator, 26th District (DEM), State Senator, 26th District (REP), US Representative, 2nd District (DEM), US Representative, 2nd District (REP), US Senator (DEM), US Senator (REP), All Boxes

Total Ballots Cast: 6981, Registered Voters: 18389, Overall Turnout: 37.96%

12 precincts reported out of 12 total

Choice	Votes	Vote %
Michael Cross	12	0.49%
George L Carrillo	63	2.57%
Tina Kotek	1064	43.38%
Michael Trimble	19	0.77%
Ifeanyichukwu C Diru	12	0.49%
Wilson R Bright	12	0.49%
Julian Bell	22	0.90%
David Beem	13	0.53%
Write-in	129	5.26%
Total	2453	100.00%
Overvotes	0	
Undervotes	134	

**Governor (REP) (Vote for 1)**

**2924 ballots (2 over voted ballots, 2 overvotes, 103 undervotes), 5057 registered voters, turnout 57.82%**

Amber R Richardson	22	0.78%
Bill Sizemore	147	5.21%
Stefan G Strek (Stregoi)	7	0.25%
Nick Hess	49	1.74%
John G Presco	3	0.11%
Bud Pierce	129	4.58%
Stan Pulliam	377	13.37%
Kerry McQuisten	235	8.34%
Tim McCloud	27	0.96%
Brandon C Merritt	26	0.92%
Reed Christensen	20	0.71%
Jessica Gomez	66	2.34%
Marc Thielman	268	9.51%
Bob Tiernan	458	16.25%
Christine Drazan	558	19.79%
Court Boice	16	0.57%
Bridget Barton	338	11.99%
Raymond Baldwin	3	0.11%
David A Burch	6	0.21%
Write-in	64	2.27%
Total	2819	100.00%
Overvotes	2	
Undervotes	103	

**State Senator, 26th District (DEM) (Vote for 1)**

**2075 ballots (0 over voted ballots, 0 overvotes, 538 undervotes), 4142 registered voters, turnout 50.10%**

Raz Mason	1509	98.18%
Write-in	28	1.82%
Total	1537	100.00%
Overvotes	0	
Undervotes	538	

**State Senator, 26th District (REP) (Vote for 1)**

**2013 ballots (1 over voted ballots, 1 overvotes, 88 undervotes), 3495 registered voters, turnout 57.60%**

Michael J Nugent	118	6.13%
Daniel G Bonham	1649	85.71%
Steve Bates	150	7.80%
Write-in	7	0.36%

Statement of Votes Cast - Official Certified Abstract, State Contests  
Wasco County, OR, May 17, 2022 Primary Election

Page: 3 of 4  
2022-06-09  
13:48:39

All Precincts, All Districts, All Counter Groups, All ScanStations, Commissioner of the Bureau of Labor and Industries, Governor (DEM), Governor (REP), Judge of the Circuit Court, 7th District, Position 2, Judge of the Circuit Court, 7th District, Position 4, Judge of the Court of Appeals, Position 3, Judge of the Court of Appeals, Position 5, Judge of the Court of Appeals, Position 8, Judge of the Supreme Court, Position 6, State Representative, 52nd District (DEM), State Representative, 52nd District (REP), State Representative, 57th District (DEM), State Representative, 57th District (REP), State Senator, 26th District (DEM), State Senator, 26th District (REP), US Representative, 2nd District (DEM), US Representative, 2nd District (REP), US Senator (DEM), US Senator (REP), All Boxes  
Total Ballots Cast: 6981, Registered Voters: 18389, Overall Turnout: 37.96%  
12 precincts reported out of 12 total

Choice	Votes	Vote %
Total	1924	100.00%
Overvotes	1	
Undervotes	88	

**State Representative, 52nd District (DEM) (Vote for 1)**

**2075 ballots (0 over voted ballots, 0 overvotes, 435 undervotes), 4142 registered voters, turnout 50.10%**

Darcy Long	1604	97.80%
Write-in	36	2.20%
Total	1640	100.00%
Overvotes	0	
Undervotes	435	

**State Representative, 52nd District (REP) (Vote for 1)**

**2013 ballots (1 over voted ballots, 1 overvotes, 154 undervotes), 3495 registered voters, turnout 57.60%**

Britt Storkson	79	4.25%
Jeff Helfrich	1615	86.92%
James Born	154	8.29%
Write-in	10	0.54%
Total	1858	100.00%
Overvotes	1	
Undervotes	154	

**State Representative, 57th District (DEM) (Vote for 1)**

**512 ballots (0 over voted ballots, 0 overvotes, 491 undervotes), 998 registered voters, turnout 51.30%**

Write-in	21	100.00%
Total	21	100.00%
Overvotes	0	
Undervotes	491	

**State Representative, 57th District (REP) (Vote for 1)**

**911 ballots (0 over voted ballots, 0 overvotes, 234 undervotes), 1562 registered voters, turnout 58.32%**

Greg Smith	669	98.82%
Write-in	8	1.18%
Total	677	100.00%
Overvotes	0	
Undervotes	234	

**Commissioner of the Bureau of Labor and Industries (Vote for 1)**

**6981 ballots (2 over voted ballots, 2 overvotes, 1503 undervotes), 18389 registered voters, turnout 37.96%**

Christina E Stephenson	2003	36.58%
Cheri Helt	1247	22.77%
Chris Henry	171	3.12%
Robert Neuman	345	6.30%
Casey M Kulla	761	13.90%
Brent T Barker	779	14.23%
Aaron R Baca	137	2.50%
Write-in	33	0.60%
Total	5476	100.00%
Overvotes	2	
Undervotes	1503	

Statement of Votes Cast - Official Certified Abstract, State Contests  
Wasco County, OR, May 17, 2022 Primary Election

Page: 4 of 4  
2022-06-09  
13:48:39

All Precincts, All Districts, All Counter Groups, All ScanStations, Commissioner of the Bureau of Labor and Industries, Governor (DEM), Governor (REP), Judge of the Circuit Court, 7th District, Position 2, Judge of the Circuit Court, 7th District, Position 4, Judge of the Court of Appeals, Position 3, Judge of the Court of Appeals, Position 5, Judge of the Court of Appeals, Position 8, Judge of the Supreme Court, Position 6, State Representative, 52nd District (DEM), State Representative, 52nd District (REP), State Representative, 57th District (DEM), State Representative, 57th District (REP), State Senator, 26th District (DEM), State Senator, 26th District (REP), US Representative, 2nd District (DEM), US Representative, 2nd District (REP), US Senator (DEM), US Senator (REP), All Boxes  
Total Ballots Cast: 6981, Registered Voters: 18389, Overall Turnout: 37.96%  
12 precincts reported out of 12 total

Choice	Votes	Vote %
<b>Judge of the Supreme Court, Position 6 (Vote for 1)</b>		
<b>6981 ballots (0 over voted ballots, 0 overvotes, 2974 undervotes), 18389 registered voters, turnout 37.96%</b>		
Roger J DeHoog	3914	97.68%
Write-in	93	2.32%
Total	4007	100.00%
Overvotes	0	
Undervotes	2974	
<b>Judge of the Court of Appeals, Position 3 (Vote for 1)</b>		
<b>6981 ballots (3 over voted ballots, 3 overvotes, 1305 undervotes), 18389 registered voters, turnout 37.96%</b>		
Darleen Ortega	3144	55.42%
Vance Day	2515	44.33%
Write-in	14	0.25%
Total	5673	100.00%
Overvotes	3	
Undervotes	1305	
<b>Judge of the Court of Appeals, Position 5 (Vote for 1)</b>		
<b>6981 ballots (0 over voted ballots, 0 overvotes, 3021 undervotes), 18389 registered voters, turnout 37.96%</b>		
Scott A Shorr	3881	98.01%
Write-in	79	1.99%
Total	3960	100.00%
Overvotes	0	
Undervotes	3021	
<b>Judge of the Court of Appeals, Position 8 (Vote for 1)</b>		
<b>6981 ballots (0 over voted ballots, 0 overvotes, 3100 undervotes), 18389 registered voters, turnout 37.96%</b>		
Ramón A Pagán	3780	97.40%
Write-in	101	2.60%
Total	3881	100.00%
Overvotes	0	
Undervotes	3100	
<b>Judge of the Circuit Court, 7th District, Position 4 (Vote for 1)</b>		
<b>6981 ballots (0 over voted ballots, 0 overvotes, 779 undervotes), 18389 registered voters, turnout 37.96%</b>		
John A Wolf	3229	52.06%
Caleb M Berthelsen	2954	47.63%
Write-in	19	0.31%
Total	6202	100.00%
Overvotes	0	
Undervotes	779	
<b>Judge of the Circuit Court, 7th District, Position 2 (Vote for 1)</b>		
<b>6981 ballots (0 over voted ballots, 0 overvotes, 2941 undervotes), 18389 registered voters, turnout 37.96%</b>		
Marion T Weatherford	3967	98.19%
Write-in	73	1.81%
Total	4040	100.00%
Overvotes	0	
Undervotes	2941	

Statement of Votes Cast - Official Certified Abstract, Precinct Level  
 Wasco County, OR, May 17, 2022, Primary Election  
 All Precincts, All Districts, All Counter Groups, All ScanStations, All Contests, All Boxes  
 Total Ballots Cast: 6981, Registered Voters: 18389, Overall Turnout: 37.96%  
 12 precincts reported out of 12 total

Choice	Votes	Vote %
--------	-------	--------

**Precinct 01**

**US Senator (DEM) (Vote for 1)**

**342 ballots (0 over voted ballots, 0 overvotes, 8 undervotes), 812 registered voters, turnout 42.12%**

Ron Wyden	276	82.63%
Brent Thompson	30	8.98%
William E Barlow III	25	7.49%
Write-in	3	0.90%
<b>Total</b>	<b>334</b>	<b>100.00%</b>
Overvotes	0	
Undervotes	8	

**US Senator (REP) (Vote for 1)**

**363 ballots (1 over voted ballots, 1 overvotes, 35 undervotes), 656 registered voters, turnout 55.34%**

Darin Harbick	78	23.85%
Sam Palmer	36	11.01%
Jo Rae Perkins	107	32.72%
Christopher C Christensen	32	9.79%
Ibra A Taher	5	1.53%
Robert M Fleming	16	4.89%
Jason Beebe	51	15.60%
Write-in	2	0.61%
<b>Total</b>	<b>327</b>	<b>100.00%</b>
Overvotes	1	
Undervotes	35	

**US Representative, 2nd District (DEM) (Vote for 1)**

**342 ballots (0 over voted ballots, 0 overvotes, 90 undervotes), 812 registered voters, turnout 42.12%**

Adam Prine	116	46.03%
Joe Yetter	132	52.38%
Write-in	4	1.59%
<b>Total</b>	<b>252</b>	<b>100.00%</b>
Overvotes	0	
Undervotes	90	

**US Representative, 2nd District (REP) (Vote for 1)**


**363 ballots (0 over voted ballots, 0 overvotes, 28 undervotes), 656 registered voters, turnout 55.34%**

Mark Caverer	70	20.90%
Katherine M Gallant	24	7.16%
Cliff S Bentz	239	71.34%
Write-in	2	0.60%
<b>Total</b>	<b>335</b>	<b>100.00%</b>
Overvotes	0	
Undervotes	28	

**Governor (DEM) (Vote for 1)**

**342 ballots (0 over voted ballots, 0 overvotes, 14 undervotes), 812 registered voters, turnout 42.12%**

Tobias Read	129	39.33%
John Sweeney	10	3.05%
Patrick E Starnes	8	2.44%
Dave W Stauffer	4	1.22%
Peter W Hall	1	0.30%
Genevieve Wilson H	3	0.91%
Keisha Lanell Merchant	2	0.61%
Michael Cross	4	1.22%
George L Carrillo	14	4.27%
Tina Kotek	121	36.89%
Michael Trimble	2	0.61%
Ifeanyichukwu C Diru	2	0.61%
Wilson R Bright	2	0.61%
Julian Bell	4	1.22%
David Beem	3	0.91%
Write-in	19	5.79%



I, Lisa Gambee, Wasco County Clerk, do hereby certify that the votes recorded on this report correctly summarize the tally of votes cast at the May 17, 2022 General Election.

Dated this 9<sup>th</sup> day of June 2022.

*Lisa Gambee*

Lisa Gambee  
 Wasco County Clerk



Statement of Votes Cast - Official Certified Abstract, Precinct Level  
 Wasco County, OR, May 17, 2022, Primary Election  
 All Precincts, All Districts, All Counter Groups, All ScanStations, All Contests, All Boxes  
 Total Ballots Cast: 6981, Registered Voters: 18389, Overall Turnout: 37.96%  
 12 precincts reported out of 12 total

Choice	Votes	Vote %
Total	328	100.00%
Overvotes	0	
Undervotes	14	

**Governor (REP) (Vote for 1)**

**363 ballots (0 over voted ballots, 0 overvotes, 13 undervotes), 656 registered voters, turnout 55.34%**

Amber R Richardson	3	0.86%
Bill Sizemore	24	6.86%
Stefan G Streck (Stregoi)	0	0.00%
Nick Hess	8	2.29%
John G Presco	1	0.29%
Bud Pierce	17	4.86%
Stan Pulliam	50	14.29%
Kerry McQuisten	24	6.86%
Tim McCloud	8	2.29%
Brandon C Merritt	5	1.43%
Reed Christensen	1	0.29%
Jessica Gomez	8	2.29%
Marc Thielman	29	8.29%
Bob Tiernan	56	16.00%
Christine Drazan	69	19.71%
Court Boice	1	0.29%
Bridget Barton	41	11.71%
Raymond Baldwin	0	0.00%
David A Burch	1	0.29%
Write-in	4	1.14%
Total	350	100.00%
Overvotes	0	
Undervotes	13	

**State Senator, 26th District (DEM) (Vote for 1)**

**342 ballots (0 over voted ballots, 0 overvotes, 88 undervotes), 812 registered voters, turnout 42.12%**

Raz Mason	249	98.03%
Write-in	5	1.97%
Total	254	100.00%
Overvotes	0	
Undervotes	88	

**State Senator, 26th District (REP) (Vote for 1)**

**363 ballots (0 over voted ballots, 0 overvotes, 11 undervotes), 656 registered voters, turnout 55.34%**

Michael J Nugent	31	8.81%
Daniel G Bonham	293	83.24%
Steve Bates	25	7.10%
Write-in	3	0.85%
Total	352	100.00%
Overvotes	0	
Undervotes	11	

**State Representative, 52nd District (DEM) (Vote for 1)**

**342 ballots (0 over voted ballots, 0 overvotes, 71 undervotes), 812 registered voters, turnout 42.12%**

Darcy Long	268	98.89%
Write-in	3	1.11%
Total	271	100.00%
Overvotes	0	
Undervotes	71	

**State Representative, 52nd District (REP) (Vote for 1)**

**363 ballots (0 over voted ballots, 0 overvotes, 25 undervotes), 656 registered voters, turnout 55.34%**

Britt Storkson	23	6.80%
Jeff Helfrich	282	83.43%
James Born	30	8.88%
Write-in	3	0.89%



Statement of Votes Cast - Official Certified Abstract, Precinct Level  
 Wasco County, OR, May 17, 2022, Primary Election  
 All Precincts, All Districts, All Counter Groups, All ScanStations, All Contests, All Boxes  
 Total Ballots Cast: 6981, Registered Voters: 18389, Overall Turnout: 37.96%  
 12 precincts reported out of 12 total

Choice	Votes	Vote %
Total	563	100.00%
Overvotes	0	
Undervotes	325	

**Judge of the Court of Appeals, Position 3 (Vote for 1)**

**888 ballots (0 over voted ballots, 0 overvotes, 159 undervotes), 2905 registered voters, turnout 30.57%**

Darleen Ortega	400	54.87%
Vance Day	327	44.86%
Write-in	2	0.27%
Total	729	100.00%
Overvotes	0	
Undervotes	159	

**Judge of the Court of Appeals, Position 5 (Vote for 1)**

**888 ballots (0 over voted ballots, 0 overvotes, 336 undervotes), 2905 registered voters, turnout 30.57%**

Scott A Shorr	544	98.55%
Write-in	8	1.45%
Total	552	100.00%
Overvotes	0	
Undervotes	336	

**Judge of the Court of Appeals, Position 8 (Vote for 1)**

**888 ballots (0 over voted ballots, 0 overvotes, 347 undervotes), 2905 registered voters, turnout 30.57%**

Ramón A Pagán	529	97.78%
Write-in	12	2.22%
Total	541	100.00%
Overvotes	0	
Undervotes	347	

**Judge of the Circuit Court, 7th District, Position 4 (Vote for 1)**

**888 ballots (0 over voted ballots, 0 overvotes, 81 undervotes), 2905 registered voters, turnout 30.57%**

John A Wolf	439	54.40%
Caleb M Berthelsen	364	45.11%
Write-in	4	0.50%
Total	807	100.00%
Overvotes	0	
Undervotes	81	

**Judge of the Circuit Court, 7th District, Position 2 (Vote for 1)**

**888 ballots (0 over voted ballots, 0 overvotes, 325 undervotes), 2905 registered voters, turnout 30.57%**

Marion T Weatherford	555	98.58%
Write-in	8	1.42%
Total	563	100.00%
Overvotes	0	
Undervotes	325	

**Commissioner, Position 1 (Vote for 1)**

**888 ballots (0 over voted ballots, 0 overvotes, 143 undervotes), 2905 registered voters, turnout 30.57%**

Scott Hege	498	66.85%
Cynthia Bearss	244	32.75%
Write-in	3	0.40%
Total	745	100.00%
Overvotes	0	
Undervotes	143	

**Commissioner, Position 3 (Vote for 1)**

**888 ballots (0 over voted ballots, 0 overvotes, 44 undervotes), 2905 registered voters, turnout 30.57%**

Rod Runyon	407	48.22%
Phil Brady	433	51.30%
Write-in	4	0.47%

Statement of Votes Cast - Official Certified Abstract, Precinct Level  
 Wasco County, OR, May 17, 2022, Primary Election  
 All Precincts, All Districts, All Counter Groups, All ScanStations, All Contests, All Boxes  
 Total Ballots Cast: 6981, Registered Voters: 18389, Overall Turnout: 37.96%  
 12 precincts reported out of 12 total

Choice	Votes	Vote %
Total	844	100.00%
Overvotes	0	
Undervotes	44	

**Precinct 02**

**US Senator (DEM) (Vote for 1)**

**471 ballots (0 over voted ballots, 0 overvotes, 13 undervotes), 858 registered voters, turnout 54.90%**

Ron Wyden	388	84.72%
Brent Thompson	23	5.02%
William E Barlow III	44	9.61%
Write-in	3	0.66%
Total	458	100.00%
Overvotes	0	
Undervotes	13	

**US Senator (REP) (Vote for 1)**

**358 ballots (0 over voted ballots, 0 overvotes, 53 undervotes), 676 registered voters, turnout 52.96%**

Darin Harbick	102	33.44%
Sam Palmer	28	9.18%
Jo Rae Perkins	100	32.79%
Christopher C Christensen	21	6.89%
Ibra A Taher	9	2.95%
Robert M Fleming	6	1.97%
Jason Beebe	35	11.48%
Write-in	4	1.31%
Total	305	100.00%
Overvotes	0	
Undervotes	53	

**US Representative, 2nd District (DEM) (Vote for 1)**

**471 ballots (0 over voted ballots, 0 overvotes, 110 undervotes), 858 registered voters, turnout 54.90%**

Adam Prine	110	30.47%
Joe Yetter	248	68.70%
Write-in	3	0.83%
Total	361	100.00%
Overvotes	0	
Undervotes	110	

**US Representative, 2nd District (REP) (Vote for 1)**

**358 ballots (0 over voted ballots, 0 overvotes, 39 undervotes), 676 registered voters, turnout 52.96%**

Mark Cavener	59	18.50%
Katherine M Gallant	23	7.21%
Cliff S Bentz	236	73.98%
Write-in	1	0.31%
Total	319	100.00%
Overvotes	0	
Undervotes	39	

**Governor (DEM) (Vote for 1)**

**471 ballots (0 over voted ballots, 0 overvotes, 25 undervotes), 858 registered voters, turnout 54.90%**

Tobias Read	158	35.43%
John Sweeney	6	1.35%
Patrick E Starnes	12	2.69%
Dave W Stauffer	1	0.22%
Peter W Hall	0	0.00%
Genevieve Wilson H	3	0.67%
Keisha Lanell Merchant	0	0.00%
Michael Cross	3	0.67%
George L Carrillo	11	2.47%
Tina Kotek	229	51.35%
Michael Trimble	3	0.67%
Ifeanyichukwu C Diru	1	0.22%

Statement of Votes Cast - Official Certified Abstract, Precinct Level  
 Wasco County, OR, May 17, 2022, Primary Election  
 All Precincts, All Districts, All Counter Groups, All ScanStations, All Contests, All Boxes  
 Total Ballots Cast: 6981, Registered Voters: 18389, Overall Turnout: 37.96%  
 12 precincts reported out of 12 total

Choice	Votes	Vote %
Wilson R Bright	2	0.45%
Julian Bell	2	0.45%
David Beem	2	0.45%
Write-in	13	2.91%
Total	446	100.00%
Overvotes	0	
Undervotes	25	

**Governor (REP) (Vote for 1)**

**358 ballots (0 over voted ballots, 0 overvotes, 16 undervotes), 676 registered voters, turnout 52.96%**

Amber R Richardson	5	1.46%
Bill Sizemore	18	5.26%
Stefan G Strek (Stregoi)	2	0.58%
Nick Hess	7	2.05%
John G Presco	0	0.00%
Bud Pierce	13	3.80%
Stan Pulliam	35	10.23%
Kerry McQuisten	28	8.19%
Tim McCloud	3	0.88%
Brandon C Merritt	3	0.88%
Reed Christensen	5	1.46%
Jessica Gomez	13	3.80%
Marc Thielman	44	12.87%
Bob Tiernan	59	17.25%
Christine Drazan	66	19.30%
Court Boice	1	0.29%
Bridget Barton	29	8.48%
Raymond Baldwin	0	0.00%
David A Burch	0	0.00%
Write-in	11	3.22%
Total	342	100.00%
Overvotes	0	
Undervotes	16	

**State Senator, 26th District (DEM) (Vote for 1)**

**471 ballots (0 over voted ballots, 0 overvotes, 123 undervotes), 858 registered voters, turnout 54.90%**

Raz Mason	345	99.14%
Write-in	3	0.86%
Total	348	100.00%
Overvotes	0	
Undervotes	123	

**State Senator, 26th District (REP) (Vote for 1)**

**358 ballots (0 over voted ballots, 0 overvotes, 18 undervotes), 676 registered voters, turnout 52.96%**

Michael J Nugent	22	6.47%
Daniel G Bonham	287	84.41%
Steve Bates	30	8.82%
Write-in	1	0.29%
Total	340	100.00%
Overvotes	0	
Undervotes	18	

**State Representative, 52nd District (DEM) (Vote for 1)**

**471 ballots (0 over voted ballots, 0 overvotes, 93 undervotes), 858 registered voters, turnout 54.90%**

Darcy Long	373	98.68%
Write-in	5	1.32%
Total	378	100.00%
Overvotes	0	
Undervotes	93	

Statement of Votes Cast - Official Certified Abstract, Precinct Level  
 Wasco County, OR, May 17, 2022, Primary Election  
 All Precincts, All Districts, All Counter Groups, All ScanStations, All Contests, All Boxes  
 Total Ballots Cast: 6981, Registered Voters: 18389, Overall Turnout: 37.96%  
 12 precincts reported out of 12 total

Choice	Votes	Vote %
--------	-------	--------

**State Representative, 52nd District (REP) (Vote for 1)**

**358 ballots (0 over voted ballots, 0 overvotes, 27 undervotes), 676 registered voters, turnout 52.96%**

Britt Storkson	14	4.23%
Jeff Helfrich	298	90.03%
James Born	18	5.44%
Write-in	1	0.30%
<b>Total</b>	<b>331</b>	<b>100.00%</b>
Overvotes	0	
Undervotes	27	

**PCP - Precinct 02, Democrat (DEM) (Vote for 12)**

**471 ballots (1 over voted ballots, 12 overvotes, 4301 undervotes), 858 registered voters, turnout 54.90%**

Darcy Long	305	22.78%
Dean Myerson	222	16.58%
John T Nelson	235	17.55%
Debi Ferrer	261	19.49%
Mike Ballinger	268	20.01%
Write-in	27	2.02%
Write-in	8	0.60%
Write-in	4	0.30%
Write-in	3	0.22%
Write-in	3	0.22%
Write-in	1	0.07%
Write-in	1	0.07%
Write-in	1	0.07%
Write-in	0	0.00%
Write-in	0	0.00%
Write-in	0	0.00%
Write-in	0	0.00%
<b>Total</b>	<b>1339</b>	<b>100.00%</b>
Overvotes	12	
Undervotes	4301	

**PCP - Precinct 02, Republican (REP) (Vote for 12)**

**358 ballots (0 over voted ballots, 0 overvotes, 2482 undervotes), 676 registered voters, turnout 52.96%**

Rod Runyon	251	13.84%
Jeffry A Stiles	177	9.76%
Lori J Stiles	178	9.81%
Ryan M LeBreton	208	11.47%
Lindsay LeBreton	203	11.19%
Cindy McLean	185	10.20%
Lori McGaughey	189	10.42%
David McGaughey	189	10.42%
Nicole Chaisson	171	9.43%
Write-in	24	1.32%
Write-in	13	0.72%
Write-in	10	0.55%
Write-in	4	0.22%
Write-in	3	0.17%
Write-in	2	0.11%
Write-in	2	0.11%
Write-in	2	0.11%
Write-in	2	0.11%
Write-in	1	0.06%
Write-in	0	0.00%
Write-in	0	0.00%
<b>Total</b>	<b>1814</b>	<b>100.00%</b>
Overvotes	0	
Undervotes	2482	

**Commissioner of the Bureau of Labor and Industries (Vote for 1)**

**1083 ballots (0 over voted ballots, 0 overvotes, 242 undervotes), 2813 registered voters, turnout 38.50%**

Christina E Stephenson	381	45.30%
------------------------	-----	--------

Statement of Votes Cast - Official Certified Abstract, Precinct Level  
 Wasco County, OR, May 17, 2022, Primary Election  
 All Precincts, All Districts, All Counter Groups, All ScanStations, All Contests, All Boxes  
 Total Ballots Cast: 6981, Registered Voters: 18389, Overall Turnout: 37.96%  
 12 precincts reported out of 12 total

Choice	Votes	Vote %
Cheri Helt	185	22.00%
Chris Henry	24	2.85%
Robert Neuman	38	4.52%
Casey M Kulla	89	10.58%
Brent T Barker	104	12.37%
Aaron R Baca	13	1.55%
Write-in	7	0.83%
Total	841	100.00%
Overvotes	0	
Undervotes	242	

**Judge of the Supreme Court, Position 6 (Vote for 1)**

**1083 ballots (0 over voted ballots, 0 overvotes, 455 undervotes), 2813 registered voters, turnout 38.50%**

Roger J DeHoog	614	97.77%
Write-in	14	2.23%
Total	628	100.00%
Overvotes	0	
Undervotes	455	

**Judge of the Court of Appeals, Position 3 (Vote for 1)**

**1083 ballots (0 over voted ballots, 0 overvotes, 203 undervotes), 2813 registered voters, turnout 38.50%**

Darleen Ortega	582	66.14%
Vance Day	296	33.64%
Write-in	2	0.23%
Total	880	100.00%
Overvotes	0	
Undervotes	203	

**Judge of the Court of Appeals, Position 5 (Vote for 1)**

**1083 ballots (0 over voted ballots, 0 overvotes, 473 undervotes), 2813 registered voters, turnout 38.50%**

Scott A Shorr	601	98.52%
Write-in	9	1.48%
Total	610	100.00%
Overvotes	0	
Undervotes	473	

**Judge of the Court of Appeals, Position 8 (Vote for 1)**

**1083 ballots (0 over voted ballots, 0 overvotes, 479 undervotes), 2813 registered voters, turnout 38.50%**

Ramón A Pagán	592	98.01%
Write-in	12	1.99%
Total	604	100.00%
Overvotes	0	
Undervotes	479	

**Judge of the Circuit Court, 7th District, Position 4 (Vote for 1)**

**1083 ballots (0 over voted ballots, 0 overvotes, 85 undervotes), 2813 registered voters, turnout 38.50%**

John A Wolf	538	53.91%
Caleb M Berthelsen	456	45.69%
Write-in	4	0.40%
Total	998	100.00%
Overvotes	0	
Undervotes	85	

**Judge of the Circuit Court, 7th District, Position 2 (Vote for 1)**

**1083 ballots (0 over voted ballots, 0 overvotes, 460 undervotes), 2813 registered voters, turnout 38.50%**

Marion T Weatherford	610	97.91%
Write-in	13	2.09%
Total	623	100.00%
Overvotes	0	
Undervotes	460	

Statement of Votes Cast - Official Certified Abstract, Precinct Level  
 Wasco County, OR, May 17, 2022, Primary Election  
 All Precincts, All Districts, All Counter Groups, All ScanStations, All Contests, All Boxes  
 Total Ballots Cast: 6981, Registered Voters: 18389, Overall Turnout: 37.96%  
 12 precincts reported out of 12 total

Choice	Votes	Vote %
--------	-------	--------

**Commissioner, Position 1 (Vote for 1)**

**1083 ballots (0 over voted ballots, 0 overvotes, 153 undervotes), 2813 registered voters, turnout 38.50%**

Scott Hege	630	67.74%
Cynthia Bearss	294	31.61%
Write-in	6	0.65%
<b>Total</b>	<b>930</b>	<b>100.00%</b>
Overvotes	0	
Undervotes	153	

**Commissioner, Position 3 (Vote for 1)**

**1083 ballots (0 over voted ballots, 0 overvotes, 38 undervotes), 2813 registered voters, turnout 38.50%**

Rod Runyon	407	38.95%
Phil Brady	633	60.57%
Write-in	5	0.48%
<b>Total</b>	<b>1045</b>	<b>100.00%</b>
Overvotes	0	
Undervotes	38	

**Precinct 03**

**US Senator (DEM) (Vote for 1)**

**400 ballots (0 over voted ballots, 0 overvotes, 12 undervotes), 816 registered voters, turnout 49.02%**

Ron Wyden	315	81.19%
Brent Thompson	20	5.15%
William E Barlow III	45	11.60%
Write-in	8	2.06%
<b>Total</b>	<b>388</b>	<b>100.00%</b>
Overvotes	0	
Undervotes	12	

**US Senator (REP) (Vote for 1)**

**340 ballots (1 over voted ballots, 1 overvotes, 37 undervotes), 591 registered voters, turnout 57.53%**

Darin Harbick	86	28.48%
Sam Palmer	27	8.94%
Jo Rae Perkins	110	36.42%
Christopher C Christensen	24	7.95%
Ibra A Taher	8	2.65%
Robert M Fleming	12	3.97%
Jason Beebe	33	10.93%
Write-in	2	0.66%
<b>Total</b>	<b>302</b>	<b>100.00%</b>
Overvotes	1	
Undervotes	37	

**US Representative, 2nd District (DEM) (Vote for 1)**

**400 ballots (0 over voted ballots, 0 overvotes, 99 undervotes), 816 registered voters, turnout 49.02%**

Adam Prine	103	34.22%
Joe Yetter	188	62.46%
Write-in	10	3.32%
<b>Total</b>	<b>301</b>	<b>100.00%</b>
Overvotes	0	
Undervotes	99	

**US Representative, 2nd District (REP) (Vote for 1)**

**340 ballots (1 over voted ballots, 1 overvotes, 35 undervotes), 591 registered voters, turnout 57.53%**

Mark Cavener	50	16.45%
Katherine M Gallant	19	6.25%
Cliff S Bentz	234	76.97%
Write-in	1	0.33%



Statement of Votes Cast - Official Certified Abstract, Precinct Level  
 Wasco County, OR, May 17, 2022, Primary Election  
 All Precincts, All Districts, All Counter Groups, All ScanStations, All Contests, All Boxes  
 Total Ballots Cast: 6981, Registered Voters: 18389, Overall Turnout: 37.96%  
 12 precincts reported out of 12 total

Choice	Votes	Vote %
Total	304	100.00%
Overvotes	1	
Undervotes	35	

**Governor (DEM) (Vote for 1)**

**400 ballots (0 over voted ballots, 0 overvotes, 26 undervotes), 816 registered voters, turnout 49.02%**

Tobias Read	144	38.50%
John Sweeney	2	0.53%
Patrick E Starnes	11	2.94%
Dave W Stauffer	1	0.27%
Peter W Hall	2	0.53%
Genevieve Wilson H	1	0.27%
Keisha Lanell Merchant	0	0.00%
Michael Cross	0	0.00%
George L Carrillo	9	2.41%
Tina Kotek	165	44.12%
Michael Trimble	7	1.87%
Ifeanyichukwu C Diru	5	1.34%
Wilson R Bright	0	0.00%
Julian Bell	4	1.07%
David Beem	1	0.27%
Write-in	22	5.88%
Total	374	100.00%
Overvotes	0	
Undervotes	26	

**Governor (REP) (Vote for 1)**

**340 ballots (1 over voted ballots, 1 overvotes, 14 undervotes), 591 registered voters, turnout 57.53%**

Amber R Richardson	2	0.62%
Bill Sizemore	16	4.92%
Stefan G Strek (Stregoi)	0	0.00%
Nick Hess	6	1.85%
John G Presco	0	0.00%
Bud Pierce	8	2.46%
Stan Pulliam	38	11.69%
Kerry McQuisten	25	7.69%
Tim McCloud	3	0.92%
Brandon C Merritt	2	0.62%
Reed Christensen	3	0.92%
Jessica Gomez	6	1.85%
Marc Thielman	41	12.62%
Bob Tiernan	58	17.85%
Christine Drazan	76	23.38%
Court Boice	1	0.31%
Bridget Barton	36	11.08%
Raymond Baldwin	0	0.00%
David A Burch	0	0.00%
Write-in	4	1.23%
Total	325	100.00%
Overvotes	1	
Undervotes	14	

**State Senator, 26th District (DEM) (Vote for 1)**

**400 ballots (0 over voted ballots, 0 overvotes, 101 undervotes), 816 registered voters, turnout 49.02%**

Raz Mason	293	97.99%
Write-in	6	2.01%
Total	299	100.00%
Overvotes	0	
Undervotes	101	

**State Senator, 26th District (REP) (Vote for 1)**

**340 ballots (1 over voted ballots, 1 overvotes, 12 undervotes), 591 registered voters, turnout 57.53%**

Michael J Nugent	18	5.50%
------------------	----	-------

Statement of Votes Cast - Official Certified Abstract, Precinct Level  
 Wasco County, OR, May 17, 2022, Primary Election  
 All Precincts, All Districts, All Counter Groups, All ScanStations, All Contests, All Boxes  
 Total Ballots Cast: 6981, Registered Voters: 18389, Overall Turnout: 37.96%  
 12 precincts reported out of 12 total

Choice	Votes	Vote %
Daniel G Bonham	282	86.24%
Steve Bates	27	8.26%
Write-in	0	0.00%
Total	327	100.00%
Overvotes	1	
Undervotes	12	

**State Representative, 52nd District (DEM) (Vote for 1)**

**400 ballots (0 over voted ballots, 0 overvotes, 74 undervotes), 816 registered voters, turnout 49.02%**

Darcy Long	317	97.24%
Write-in	9	2.76%
Total	326	100.00%
Overvotes	0	
Undervotes	74	

**State Representative, 52nd District (REP) (Vote for 1)**

**340 ballots (1 over voted ballots, 1 overvotes, 24 undervotes), 591 registered voters, turnout 57.53%**

Britt Storkson	16	5.08%
Jeff Helfrich	269	85.40%
James Born	30	9.52%
Write-in	0	0.00%
Total	315	100.00%
Overvotes	1	
Undervotes	24	

**PCP - Precinct 03, Democrat (DEM) (Vote for 11)**

**400 ballots (1 over voted ballots, 11 overvotes, 3703 undervotes), 816 registered voters, turnout 49.02%**

Serena Smith	218	31.78%
Bill Lennox	224	32.65%
Robert McNary	197	28.72%
Write-in	20	2.92%
Write-in	6	0.87%
Write-in	4	0.58%
Write-in	4	0.58%
Write-in	4	0.58%
Write-in	2	0.29%
Write-in	2	0.29%
Write-in	2	0.29%
Write-in	1	0.15%
Write-in	1	0.15%
Write-in	1	0.15%
Total	686	100.00%
Overvotes	11	
Undervotes	3703	

**PCP - Precinct 03, Republican (REP) (Vote for 11)**

**340 ballots (1 over voted ballots, 11 overvotes, 1649 undervotes), 591 registered voters, turnout 57.53%**

Vicki Rosenberg	168	8.08%
LaMont E Jones	175	8.41%
Cheryl A Jones	173	8.32%
Robyn R McLean	182	8.75%
Mike Courtney	197	9.47%
John A Grant IV	178	8.56%
Jennifer R Gunter	180	8.65%
Mark Gunter	180	8.65%
Gary Dunning	193	9.28%
Delores Dunning	193	9.28%
Daniel Bonham	236	11.35%
Write-in	14	0.67%
Write-in	2	0.10%
Write-in	1	0.05%
Write-in	1	0.05%
Write-in	1	0.05%

Statement of Votes Cast - Official Certified Abstract, Precinct Level  
 Wasco County, OR, May 17, 2022, Primary Election  
 All Precincts, All Districts, All Counter Groups, All ScanStations, All Contests, All Boxes  
 Total Ballots Cast: 6981, Registered Voters: 18389, Overall Turnout: 37.96%  
 12 precincts reported out of 12 total

Choice	Votes	Vote %
Write-in	1	0.05%
Write-in	1	0.05%
Write-in	1	0.05%
Write-in	1	0.05%
Write-in	1	0.05%
Write-in	1	0.05%
Total	2080	100.00%
Overvotes	11	
Undervotes	1649	

**Commissioner of the Bureau of Labor and Industries (Vote for 1)**

**977 ballots (1 over voted ballots, 1 overvotes, 198 undervotes), 2626 registered voters, turnout 37.20%**

Christina E Stephenson	324	41.65%
Cheri Helt	175	22.49%
Chris Henry	25	3.21%
Robert Neuman	43	5.53%
Casey M Kulla	90	11.57%
Brent T Barker	90	11.57%
Aaron R Baca	24	3.08%
Write-in	7	0.90%
Total	778	100.00%
Overvotes	1	
Undervotes	198	

**Judge of the Supreme Court, Position 6 (Vote for 1)**

**977 ballots (0 over voted ballots, 0 overvotes, 408 undervotes), 2626 registered voters, turnout 37.20%**

Roger J DeHoog	551	96.84%
Write-in	18	3.16%
Total	569	100.00%
Overvotes	0	
Undervotes	408	

**Judge of the Court of Appeals, Position 3 (Vote for 1)**

**977 ballots (0 over voted ballots, 0 overvotes, 162 undervotes), 2626 registered voters, turnout 37.20%**

Darleen Ortega	465	57.06%
Vance Day	348	42.70%
Write-in	2	0.25%
Total	815	100.00%
Overvotes	0	
Undervotes	162	

**Judge of the Court of Appeals, Position 5 (Vote for 1)**

**977 ballots (0 over voted ballots, 0 overvotes, 414 undervotes), 2626 registered voters, turnout 37.20%**

Scott A Shorr	551	97.87%
Write-in	12	2.13%
Total	563	100.00%
Overvotes	0	
Undervotes	414	

**Judge of the Court of Appeals, Position 8 (Vote for 1)**

**977 ballots (0 over voted ballots, 0 overvotes, 425 undervotes), 2626 registered voters, turnout 37.20%**

Ramón A Pagán	537	97.28%
Write-in	15	2.72%
Total	552	100.00%
Overvotes	0	
Undervotes	425	

**Judge of the Circuit Court, 7th District, Position 4 (Vote for 1)**

**977 ballots (0 over voted ballots, 0 overvotes, 103 undervotes), 2626 registered voters, turnout 37.20%**

John A Wolf	453	51.83%
Caleb M Berthelsen	417	47.71%

Statement of Votes Cast - Official Certified Abstract, Precinct Level  
 Wasco County, OR, May 17, 2022, Primary Election  
 All Precincts, All Districts, All Counter Groups, All ScanStations, All Contests, All Boxes  
 Total Ballots Cast: 6981, Registered Voters: 18389, Overall Turnout: 37.96%  
 12 precincts reported out of 12 total

Choice	Votes	Vote %
Write-in	4	0.46%
Total	874	100.00%
Overvotes	0	
Undervotes	103	

**Judge of the Circuit Court, 7th District, Position 2 (Vote for 1)**

**977 ballots (0 over voted ballots, 0 overvotes, 388 undervotes), 2626 registered voters, turnout 37.20%**

Marion T Weatherford	579	98.30%
Write-in	10	1.70%
Total	589	100.00%
Overvotes	0	
Undervotes	388	

**Commissioner, Position 1 (Vote for 1)**

**977 ballots (0 over voted ballots, 0 overvotes, 128 undervotes), 2626 registered voters, turnout 37.20%**

Scott Hege	585	68.90%
Cynthia Bearss	262	30.86%
Write-in	2	0.24%
Total	849	100.00%
Overvotes	0	
Undervotes	128	

**Commissioner, Position 3 (Vote for 1)**

**977 ballots (1 over voted ballots, 1 overvotes, 35 undervotes), 2626 registered voters, turnout 37.20%**

Rod Runyon	418	44.42%
Phil Brady	520	55.26%
Write-in	3	0.32%
Total	941	100.00%
Overvotes	1	
Undervotes	35	

**Precinct 04**

**US Senator (DEM) (Vote for 1)**

**323 ballots (0 over voted ballots, 0 overvotes, 9 undervotes), 582 registered voters, turnout 55.50%**

Ron Wyden	272	86.62%
Brent Thompson	10	3.18%
William E Barlow III	29	9.24%
Write-in	3	0.96%
Total	314	100.00%
Overvotes	0	
Undervotes	9	

**US Senator (REP) (Vote for 1)**

**401 ballots (0 over voted ballots, 0 overvotes, 55 undervotes), 664 registered voters, turnout 60.39%**

Darin Harbick	102	29.48%
Sam Palmer	43	12.43%
Jo Rae Perkins	122	35.26%
Christopher C Christensen	19	5.49%
Ibra A Taher	3	0.87%
Robert M Fleming	16	4.62%
Jason Beebe	39	11.27%
Write-in	2	0.58%
Total	346	100.00%
Overvotes	0	
Undervotes	55	

**US Representative, 2nd District (DEM) (Vote for 1)**

**323 ballots (0 over voted ballots, 0 overvotes, 71 undervotes), 582 registered voters, turnout 55.50%**

Adam Prine	80	31.75%
Joe Yetter	168	66.67%
Write-in	4	1.59%

Statement of Votes Cast - Official Certified Abstract, Precinct Level  
 Wasco County, OR, May 17, 2022, Primary Election  
 All Precincts, All Districts, All Counter Groups, All ScanStations, All Contests, All Boxes  
 Total Ballots Cast: 6981, Registered Voters: 18389, Overall Turnout: 37.96%  
 12 precincts reported out of 12 total

Page: 14 of 46  
 2022-06-08  
 15:16:26

Choice	Votes	Vote %
Total	252	100.00%
Overvotes	0	
Undervotes	71	

**US Representative, 2nd District (REP) (Vote for 1)**

**401 ballots (0 over voted ballots, 0 overvotes, 42 undervotes), 664 registered voters, turnout 60.39%**

Mark Cavener	58	16.16%
Katherine M Gallant	14	3.90%
Cliff S Bentz	284	79.11%
Write-in	3	0.84%
Total	359	100.00%
Overvotes	0	
Undervotes	42	

**Governor (DEM) (Vote for 1)**

**323 ballots (0 over voted ballots, 0 overvotes, 16 undervotes), 582 registered voters, turnout 55.50%**

Tobias Read	130	42.35%
John Sweeney	2	0.65%
Patrick E Starnes	5	1.63%
Dave W Stauffer	7	2.28%
Peter W Hall	0	0.00%
Genevieve Wilson H	1	0.33%
Keisha Lanell Merchant	0	0.00%
Michael Cross	1	0.33%
George L Carrillo	4	1.30%
Tina Kotek	128	41.69%
Michael Trimble	2	0.65%
Ifeanyichukwu C Diru	2	0.65%
Wilson R Bright	1	0.33%
Julian Bell	3	0.98%
David Beem	1	0.33%
Write-in	20	6.51%
Total	307	100.00%
Overvotes	0	
Undervotes	16	

**Governor (REP) (Vote for 1)**

**401 ballots (0 over voted ballots, 0 overvotes, 22 undervotes), 664 registered voters, turnout 60.39%**

Amber R Richardson	2	0.53%
Bill Sizemore	22	5.80%
Stefan G Streck (Stregoi)	1	0.26%
Nick Hess	3	0.79%
John G Presco	0	0.00%
Bud Pierce	21	5.54%
Stan Pulliam	53	13.98%
Kerry McQuisten	20	5.28%
Tim McCloud	3	0.79%
Brandon C Merritt	2	0.53%
Reed Christensen	4	1.06%
Jessica Gomez	8	2.11%
Marc Thielman	35	9.23%
Bob Tiernan	54	14.25%
Christine Drazan	79	20.84%
Court Boice	1	0.26%
Bridget Barton	55	14.51%
Raymond Baldwin	0	0.00%
David A Burch	3	0.79%
Write-in	13	3.43%
Total	379	100.00%
Overvotes	0	
Undervotes	22	

Statement of Votes Cast - Official Certified Abstract, Precinct Level  
 Wasco County, OR, May 17, 2022, Primary Election  
 All Precincts, All Districts, All Counter Groups, All ScanStations, All Contests, All Boxes  
 Total Ballots Cast: 6981, Registered Voters: 18389, Overall Turnout: 37.96%  
 12 precincts reported out of 12 total

Choice	Votes	Vote %
--------	-------	--------

**State Senator, 26th District (DEM) (Vote for 1)**

**323 ballots (0 over voted ballots, 0 overvotes, 68 undervotes), 582 registered voters, turnout 55.50%**

Raz Mason	246	96.47%
Write-in	9	3.53%
<b>Total</b>	<b>255</b>	<b>100.00%</b>
Overvotes	0	
Undervotes	68	

**State Senator, 26th District (REP) (Vote for 1)**

**401 ballots (0 over voted ballots, 0 overvotes, 18 undervotes), 664 registered voters, turnout 60.39%**

Michael J Nugent	16	4.18%
Daniel G Bonham	340	88.77%
Steve Bates	25	6.53%
Write-in	2	0.52%
<b>Total</b>	<b>383</b>	<b>100.00%</b>
Overvotes	0	
Undervotes	18	

**State Representative, 52nd District (DEM) (Vote for 1)**

**323 ballots (0 over voted ballots, 0 overvotes, 57 undervotes), 582 registered voters, turnout 55.50%**

Darcy Long	259	97.37%
Write-in	7	2.63%
<b>Total</b>	<b>266</b>	<b>100.00%</b>
Overvotes	0	
Undervotes	57	

**State Representative, 52nd District (REP) (Vote for 1)**

**401 ballots (0 over voted ballots, 0 overvotes, 37 undervotes), 664 registered voters, turnout 60.39%**

Britt Storkson	9	2.47%
Jeff Helfrich	315	86.54%
James Born	37	10.16%
Write-in	3	0.82%
<b>Total</b>	<b>364</b>	<b>100.00%</b>
Overvotes	0	
Undervotes	37	

**PCP - Precinct 04, Democrat (DEM) (Vote for 8)**

**323 ballots (0 over voted ballots, 0 overvotes, 2346 undervotes), 582 registered voters, turnout 55.50%**

Gene Parker	227	95.38%
Write-in	10	4.20%
Write-in	1	0.42%
Write-in	0	0.00%
Write-in	0	0.00%
Write-in	0	0.00%
Write-in	0	0.00%
Write-in	0	0.00%
Write-in	0	0.00%
<b>Total</b>	<b>238</b>	<b>100.00%</b>
Overvotes	0	
Undervotes	2346	

**PCP - Precinct 04, Republican (REP) (Vote for 8)**

**401 ballots (0 over voted ballots, 0 overvotes, 1650 undervotes), 664 registered voters, turnout 60.39%**

Dale A Rollins	206	13.22%
Bonnie D Jones	186	11.94%
Matthew Seckora	215	13.80%
Linda R Holcomb	192	12.32%
Frank J Pyles	195	12.52%
Marilyn Gladwell	186	11.94%
Bob Kampert	195	12.52%
James Paul Youtsey	174	11.17%
Write-in	7	0.45%

Statement of Votes Cast - Official Certified Abstract, Precinct Level  
 Wasco County, OR, May 17, 2022, Primary Election  
 All Precincts, All Districts, All Counter Groups, All ScanStations, All Contests, All Boxes  
 Total Ballots Cast: 6981, Registered Voters: 18389, Overall Turnout: 37.96%  
 12 precincts reported out of 12 total

Choice	Votes	Vote %
Write-in	1	0.06%
Write-in	1	0.06%
Write-in	0	0.00%
Write-in	0	0.00%
Write-in	0	0.00%
Write-in	0	0.00%
Write-in	0	0.00%
Total	1558	100.00%
Overvotes	0	
Undervotes	1650	

**Commissioner of the Bureau of Labor and Industries (Vote for 1)**

**904 ballots (0 over voted ballots, 0 overvotes, 176 undervotes), 2092 registered voters, turnout 43.21%**

Christina E Stephenson	263	36.13%
Cheri Helt	183	25.14%
Chris Henry	15	2.06%
Robert Neuman	63	8.65%
Casey M Kulla	79	10.85%
Brent T Barker	99	13.60%
Aaron R Baca	21	2.88%
Write-in	5	0.69%
Total	728	100.00%
Overvotes	0	
Undervotes	176	

**Judge of the Supreme Court, Position 6 (Vote for 1)**

**904 ballots (0 over voted ballots, 0 overvotes, 354 undervotes), 2092 registered voters, turnout 43.21%**

Roger J DeHoog	541	98.36%
Write-in	9	1.64%
Total	550	100.00%
Overvotes	0	
Undervotes	354	

**Judge of the Court of Appeals, Position 3 (Vote for 1)**

**904 ballots (1 over voted ballots, 1 overvotes, 168 undervotes), 2092 registered voters, turnout 43.21%**

Darleen Ortega	407	55.37%
Vance Day	325	44.22%
Write-in	3	0.41%
Total	735	100.00%
Overvotes	1	
Undervotes	168	

**Judge of the Court of Appeals, Position 5 (Vote for 1)**

**904 ballots (0 over voted ballots, 0 overvotes, 355 undervotes), 2092 registered voters, turnout 43.21%**

Scott A Shorr	539	98.18%
Write-in	10	1.82%
Total	549	100.00%
Overvotes	0	
Undervotes	355	

**Judge of the Court of Appeals, Position 8 (Vote for 1)**

**904 ballots (0 over voted ballots, 0 overvotes, 361 undervotes), 2092 registered voters, turnout 43.21%**

Ramón A Pagán	529	97.42%
Write-in	14	2.58%
Total	543	100.00%
Overvotes	0	
Undervotes	361	

**Judge of the Circuit Court, 7th District, Position 4 (Vote for 1)**

**904 ballots (0 over voted ballots, 0 overvotes, 90 undervotes), 2092 registered voters, turnout 43.21%**

John A Wolf	451	55.41%
-------------	-----	--------

Statement of Votes Cast - Official Certified Abstract, Precinct Level  
 Wasco County, OR, May 17, 2022, Primary Election  
 All Precincts, All Districts, All Counter Groups, All ScanStations, All Contests, All Boxes  
 Total Ballots Cast: 6981, Registered Voters: 18389, Overall Turnout: 37.96%  
 12 precincts reported out of 12 total

Page: 17 of 46  
 2022-06-08  
 15:16:26

Choice	Votes	Vote %
Caleb M Berthelsen	361	44.35%
Write-in	2	0.25%
Total	814	100.00%
Overvotes	0	
Undervotes	90	

**Judge of the Circuit Court, 7th District, Position 2 (Vote for 1)**

**904 ballots (0 over voted ballots, 0 overvotes, 350 undervotes), 2092 registered voters, turnout 43.21%**

Marion T Weatherford	545	98.38%
Write-in	9	1.62%
Total	554	100.00%
Overvotes	0	
Undervotes	350	

**Commissioner, Position 1 (Vote for 1)**

**904 ballots (0 over voted ballots, 0 overvotes, 156 undervotes), 2092 registered voters, turnout 43.21%**

Scott Hege	590	78.88%
Cynthia Bearss	158	21.12%
Write-in	0	0.00%
Total	748	100.00%
Overvotes	0	
Undervotes	156	

**Commissioner, Position 3 (Vote for 1)**

**904 ballots (0 over voted ballots, 0 overvotes, 45 undervotes), 2092 registered voters, turnout 43.21%**

Rod Runyon	426	49.59%
Phil Brady	432	50.29%
Write-in	1	0.12%
Total	859	100.00%
Overvotes	0	
Undervotes	45	

**Precinct 05**

**US Senator (DEM) (Vote for 1)**

**374 ballots (0 over voted ballots, 0 overvotes, 7 undervotes), 736 registered voters, turnout 50.82%**

Ron Wyden	328	89.37%
Brent Thompson	14	3.81%
William E Barlow III	24	6.54%
Write-in	1	0.27%
Total	367	100.00%
Overvotes	0	
Undervotes	7	

**US Senator (REP) (Vote for 1)**

**253 ballots (0 over voted ballots, 0 overvotes, 26 undervotes), 436 registered voters, turnout 58.03%**

Darin Harbick	55	24.23%
Sam Palmer	37	16.30%
Jo Rae Perkins	81	35.68%
Christopher C Christensen	22	9.69%
Ibra A Taher	5	2.20%
Robert M Fleming	7	3.08%
Jason Beebe	17	7.49%
Write-in	3	1.32%
Total	227	100.00%
Overvotes	0	
Undervotes	26	

**US Representative, 2nd District (DEM) (Vote for 1)**

**374 ballots (0 over voted ballots, 0 overvotes, 77 undervotes), 736 registered voters, turnout 50.82%**

Adam Prine	93	31.31%
Joe Yetter	202	68.01%



Statement of Votes Cast - Official Certified Abstract, Precinct Level  
 Wasco County, OR, May 17, 2022, Primary Election  
 All Precincts, All Districts, All Counter Groups, All ScanStations, All Contests, All Boxes  
 Total Ballots Cast: 6981, Registered Voters: 18389, Overall Turnout: 37.96%  
 12 precincts reported out of 12 total

Page: 18 of 46  
 2022-06-08  
 15:16:26

Choice	Votes	Vote %
Write-in	2	0.67%
Total	297	100.00%
Overvotes	0	
Undervotes	77	

**US Representative, 2nd District (REP) (Vote for 1)**

**253 ballots (0 over voted ballots, 0 overvotes, 27 undervotes), 436 registered voters, turnout 58.03%**

Mark Cavener	41	18.14%
Katherine M Gallant	15	6.64%
Cliff S Bentz	166	73.45%
Write-in	4	1.77%
Total	226	100.00%
Overvotes	0	
Undervotes	27	

**Governor (DEM) (Vote for 1)**

**374 ballots (0 over voted ballots, 0 overvotes, 12 undervotes), 736 registered voters, turnout 50.82%**

Tobias Read	122	33.70%
John Sweeney	2	0.55%
Patrick E Starnes	6	1.66%
Dave W Stauffer	8	2.21%
Peter W Hall	0	0.00%
Genevieve Wilson H	1	0.28%
Keisha Lanell Merchant	0	0.00%
Michael Cross	0	0.00%
George L Carrillo	8	2.21%
Tina Kotek	196	54.14%
Michael Trimble	4	1.10%
Ifeanyichukwu C Diru	2	0.55%
Wilson R Bright	4	1.10%
Julian Bell	3	0.83%
David Beem	2	0.55%
Write-in	4	1.10%
Total	362	100.00%
Overvotes	0	
Undervotes	12	

**Governor (REP) (Vote for 1)**

**253 ballots (0 over voted ballots, 0 overvotes, 5 undervotes), 436 registered voters, turnout 58.03%**

Amber R Richardson	2	0.81%
Bill Sizemore	9	3.63%
Stefan G Streck (Stregoi)	1	0.40%
Nick Hess	3	1.21%
John G Presco	0	0.00%
Bud Pierce	13	5.24%
Stan Pulliam	22	8.87%
Kerry McQuisten	27	10.89%
Tim McCloud	2	0.81%
Brandon C Merritt	1	0.40%
Reed Christensen	3	1.21%
Jessica Gomez	12	4.84%
Marc Thielman	16	6.45%
Bob Tiernan	57	22.98%
Christine Drazan	32	12.90%
Court Boice	1	0.40%
Bridget Barton	43	17.34%
Raymond Baldwin	1	0.40%
David A Burch	0	0.00%
Write-in	3	1.21%
Total	248	100.00%
Overvotes	0	
Undervotes	5	

Statement of Votes Cast - Official Certified Abstract, Precinct Level  
 Wasco County, OR, May 17, 2022, Primary Election  
 All Precincts, All Districts, All Counter Groups, All ScanStations, All Contests, All Boxes  
 Total Ballots Cast: 6981, Registered Voters: 18389, Overall Turnout: 37.96%  
 12 precincts reported out of 12 total

Choice	Votes	Vote %
--------	-------	--------

**State Senator, 26th District (DEM) (Vote for 1)**

**374 ballots (0 over voted ballots, 0 overvotes, 95 undervotes), 736 registered voters, turnout 50.82%**

Raz Mason	275	98.57%
Write-in	4	1.43%
<b>Total</b>	<b>279</b>	<b>100.00%</b>
Overvotes	0	
Undervotes	95	

**State Senator, 26th District (REP) (Vote for 1)**

**253 ballots (0 over voted ballots, 0 overvotes, 19 undervotes), 436 registered voters, turnout 58.03%**

Michael J Nugent	17	7.26%
Daniel G Bonham	203	86.75%
Steve Bates	13	5.56%
Write-in	1	0.43%
<b>Total</b>	<b>234</b>	<b>100.00%</b>
Overvotes	0	
Undervotes	19	

**State Representative, 52nd District (DEM) (Vote for 1)**

**374 ballots (0 over voted ballots, 0 overvotes, 88 undervotes), 736 registered voters, turnout 50.82%**

Darcy Long	277	96.85%
Write-in	9	3.15%
<b>Total</b>	<b>286</b>	<b>100.00%</b>
Overvotes	0	
Undervotes	88	

**State Representative, 52nd District (REP) (Vote for 1)**

**253 ballots (0 over voted ballots, 0 overvotes, 25 undervotes), 436 registered voters, turnout 58.03%**

Britt Storkson	10	4.39%
Jeff Helfrich	195	85.53%
James Born	20	8.77%
Write-in	3	1.32%
<b>Total</b>	<b>228</b>	<b>100.00%</b>
Overvotes	0	
Undervotes	25	

**PCP - Precinct 05, Democrat (DEM) (Vote for 9)**

**374 ballots (0 over voted ballots, 0 overvotes, 3357 undervotes), 736 registered voters, turnout 50.82%**

Write-in	9	100.00%
Write-in	0	0.00%
Write-in	0	0.00%
Write-in	0	0.00%
Write-in	0	0.00%
Write-in	0	0.00%
Write-in	0	0.00%
Write-in	0	0.00%
Write-in	0	0.00%
<b>Total</b>	<b>9</b>	<b>100.00%</b>
Overvotes	0	
Undervotes	3357	

**PCP - Precinct 05, Republican (REP) (Vote for 9)**

**253 ballots (1 over voted ballots, 9 overvotes, 1468 undervotes), 436 registered voters, turnout 58.03%**

Scott C Hege	131	16.38%
Betsy Hege	113	14.12%
George C Clark	122	15.25%
Paulann Knight	97	12.12%
Sharon Tessier	98	12.25%
Elizabeth Tenold	102	12.75%
Jessica DeVlaeminck	98	12.25%
Write-in	19	2.38%
Write-in	13	1.62%

Statement of Votes Cast - Official Certified Abstract, Precinct Level  
 Wasco County, OR, May 17, 2022, Primary Election  
 All Precincts, All Districts, All Counter Groups, All ScanStations, All Contests, All Boxes  
 Total Ballots Cast: 6981, Registered Voters: 18389, Overall Turnout: 37.96%  
 12 precincts reported out of 12 total

Page: 20 of 46  
 2022-06-08  
 15:16:26

Choice	Votes	Vote %
Write-in	1	0.12%
Write-in	1	0.12%
Write-in	1	0.12%
Write-in	1	0.12%
Write-in	1	0.12%
Write-in	1	0.12%
Write-in	1	0.12%
Total	800	100.00%
Overvotes	9	
Undervotes	1468	

**Commissioner of the Bureau of Labor and Industries (Vote for 1)**

**807 ballots (0 over voted ballots, 0 overvotes, 157 undervotes), 2139 registered voters, turnout 37.73%**

Christina E Stephenson	299	46.00%
Cheri Helt	122	18.77%
Chris Henry	25	3.85%
Robert Neuman	31	4.77%
Casey M Kulla	89	13.69%
Brent T Barker	76	11.69%
Aaron R Baca	6	0.92%
Write-in	2	0.31%
Total	650	100.00%
Overvotes	0	
Undervotes	157	

**Judge of the Supreme Court, Position 6 (Vote for 1)**

**807 ballots (0 over voted ballots, 0 overvotes, 376 undervotes), 2139 registered voters, turnout 37.73%**

Roger J DeHoog	427	99.07%
Write-in	4	0.93%
Total	431	100.00%
Overvotes	0	
Undervotes	376	

**Judge of the Court of Appeals, Position 3 (Vote for 1)**

**807 ballots (0 over voted ballots, 0 overvotes, 141 undervotes), 2139 registered voters, turnout 37.73%**

Darleen Ortega	407	61.11%
Vance Day	259	38.89%
Write-in	0	0.00%
Total	666	100.00%
Overvotes	0	
Undervotes	141	

**Judge of the Court of Appeals, Position 5 (Vote for 1)**

**807 ballots (0 over voted ballots, 0 overvotes, 390 undervotes), 2139 registered voters, turnout 37.73%**

Scott A Shorr	415	99.52%
Write-in	2	0.48%
Total	417	100.00%
Overvotes	0	
Undervotes	390	

**Judge of the Court of Appeals, Position 8 (Vote for 1)**

**807 ballots (0 over voted ballots, 0 overvotes, 393 undervotes), 2139 registered voters, turnout 37.73%**

Ramón A Pagán	409	98.79%
Write-in	5	1.21%
Total	414	100.00%
Overvotes	0	
Undervotes	393	

**Judge of the Circuit Court, 7th District, Position 4 (Vote for 1)**

**807 ballots (0 over voted ballots, 0 overvotes, 129 undervotes), 2139 registered voters, turnout 37.73%**

John A Wolf	308	45.43%
-------------	-----	--------

Statement of Votes Cast - Official Certified Abstract, Precinct Level  
 Wasco County, OR, May 17, 2022, Primary Election  
 All Precincts, All Districts, All Counter Groups, All ScanStations, All Contests, All Boxes  
 Total Ballots Cast: 6981, Registered Voters: 18389, Overall Turnout: 37.96%  
 12 precincts reported out of 12 total

Page: 21 of 46  
 2022-06-08  
 15:16:26

Choice	Votes	Vote %
Caleb M Berthelsen	369	54.42%
Write-in	1	0.15%
Total	678	100.00%
Overvotes	0	
Undervotes	129	

**Judge of the Circuit Court, 7th District, Position 2 (Vote for 1)**

**807 ballots (0 over voted ballots, 0 overvotes, 393 undervotes), 2139 registered voters, turnout 37.73%**

Marion T Weatherford	411	99.28%
Write-in	3	0.72%
Total	414	100.00%
Overvotes	0	
Undervotes	393	

**Commissioner, Position 1 (Vote for 1)**

**807 ballots (0 over voted ballots, 0 overvotes, 157 undervotes), 2139 registered voters, turnout 37.73%**

Scott Hege	442	68.00%
Cynthia Bearss	206	31.69%
Write-in	2	0.31%
Total	650	100.00%
Overvotes	0	
Undervotes	157	

**Commissioner, Position 3 (Vote for 1)**

**807 ballots (0 over voted ballots, 0 overvotes, 69 undervotes), 2139 registered voters, turnout 37.73%**

Rod Runyon	284	38.48%
Phil Brady	454	61.52%
Write-in	0	0.00%
Total	738	100.00%
Overvotes	0	
Undervotes	69	

**Precinct 06**

**US Senator (DEM) (Vote for 1)**

**165 ballots (0 over voted ballots, 0 overvotes, 3 undervotes), 338 registered voters, turnout 48.82%**

Ron Wyden	146	90.12%
Brent Thompson	8	4.94%
William E Barlow III	7	4.32%
Write-in	1	0.62%
Total	162	100.00%
Overvotes	0	
Undervotes	3	

**US Senator (REP) (Vote for 1)**

**298 ballots (0 over voted ballots, 0 overvotes, 19 undervotes), 472 registered voters, turnout 63.14%**

Darin Harbick	85	30.47%
Sam Palmer	42	15.05%
Jo Rae Perkins	95	34.05%
Christopher C Christensen	22	7.89%
Ibra A Taher	2	0.72%
Robert M Fleming	7	2.51%
Jason Beebe	23	8.24%
Write-in	3	1.08%
Total	279	100.00%
Overvotes	0	
Undervotes	19	

**US Representative, 2nd District (DEM) (Vote for 1)**

**165 ballots (0 over voted ballots, 0 overvotes, 56 undervotes), 338 registered voters, turnout 48.82%**

Adam Prine	26	23.85%
Joe Yetter	81	74.31%

Statement of Votes Cast - Official Certified Abstract, Precinct Level  
 Wasco County, OR, May 17, 2022, Primary Election  
 All Precincts, All Districts, All Counter Groups, All ScanStations, All Contests, All Boxes  
 Total Ballots Cast: 6981, Registered Voters: 18389, Overall Turnout: 37.96%  
 12 precincts reported out of 12 total

Choice	Votes	Vote %
Write-in	2	1.83%
Total	109	100.00%
Overvotes	0	
Undervotes	56	

**US Representative, 2nd District (REP) (Vote for 1)**

**298 ballots (0 over voted ballots, 0 overvotes, 20 undervotes), 472 registered voters, turnout 63.14%**

Mark Cavener	55	19.78%
Katherine M Gallant	15	5.40%
Cliff S Bentz	206	74.10%
Write-in	2	0.72%
Total	278	100.00%
Overvotes	0	
Undervotes	20	

**Governor (DEM) (Vote for 1)**

**165 ballots (0 over voted ballots, 0 overvotes, 11 undervotes), 338 registered voters, turnout 48.82%**

Tobias Read	67	43.51%
John Sweeney	5	3.25%
Patrick E Starnes	3	1.95%
Dave W Stauffer	1	0.65%
Peter W Hall	1	0.65%
Genevieve Wilson H	0	0.00%
Keisha Lanell Merchant	0	0.00%
Michael Cross	1	0.65%
George L Carrillo	2	1.30%
Tina Kotek	59	38.31%
Michael Trimble	0	0.00%
Ifeanyichukwu C Diru	0	0.00%
Wilson R Bright	1	0.65%
Julian Bell	3	1.95%
David Beem	2	1.30%
Write-in	9	5.84%
Total	154	100.00%
Overvotes	0	
Undervotes	11	

**Governor (REP) (Vote for 1)**

**298 ballots (0 over voted ballots, 0 overvotes, 5 undervotes), 472 registered voters, turnout 63.14%**

Amber R Richardson	2	0.68%
Bill Sizemore	10	3.41%
Stefan G Streck (Stregoi)	0	0.00%
Nick Hess	4	1.37%
John G Presco	0	0.00%
Bud Pierce	12	4.10%
Stan Pulliam	42	14.33%
Kerry McQuisten	21	7.17%
Tim McCloud	3	1.02%
Brandon C Merritt	4	1.37%
Reed Christensen	1	0.34%
Jessica Gomez	4	1.37%
Marc Thielman	40	13.65%
Bob Tiernan	37	12.63%
Christine Drazan	78	26.62%
Court Boice	0	0.00%
Bridget Barton	29	9.90%
Raymond Baldwin	0	0.00%
David A Burch	0	0.00%
Write-in	6	2.05%
Total	293	100.00%
Overvotes	0	
Undervotes	5	

Statement of Votes Cast - Official Certified Abstract, Precinct Level  
 Wasco County, OR, May 17, 2022, Primary Election  
 All Precincts, All Districts, All Counter Groups, All ScanStations, All Contests, All Boxes  
 Total Ballots Cast: 6981, Registered Voters: 18389, Overall Turnout: 37.96%  
 12 precincts reported out of 12 total

Choice	Votes	Vote %
--------	-------	--------

**State Senator, 26th District (DEM) (Vote for 1)**

**165 ballots (0 over voted ballots, 0 overvotes, 63 undervotes), 338 registered voters, turnout 48.82%**

Raz Mason	101	99.02%
Write-in	1	0.98%
<b>Total</b>	<b>102</b>	<b>100.00%</b>
Overvotes	0	
Undervotes	63	

**State Senator, 26th District (REP) (Vote for 1)**

**298 ballots (0 over voted ballots, 0 overvotes, 10 undervotes), 472 registered voters, turnout 63.14%**

Michael J Nugent	14	4.86%
Daniel G Bonham	244	84.72%
Steve Bates	30	10.42%
Write-in	0	0.00%
<b>Total</b>	<b>288</b>	<b>100.00%</b>
Overvotes	0	
Undervotes	10	

**State Representative, 52nd District (DEM) (Vote for 1)**

**165 ballots (0 over voted ballots, 0 overvotes, 52 undervotes), 338 registered voters, turnout 48.82%**

Darcy Long	110	97.35%
Write-in	3	2.65%
<b>Total</b>	<b>113</b>	<b>100.00%</b>
Overvotes	0	
Undervotes	52	

**State Representative, 52nd District (REP) (Vote for 1)**

**298 ballots (0 over voted ballots, 0 overvotes, 16 undervotes), 472 registered voters, turnout 63.14%**

Britt Storkson	7	2.48%
Jeff Helfrich	256	90.78%
James Born	19	6.74%
Write-in	0	0.00%
<b>Total</b>	<b>282</b>	<b>100.00%</b>
Overvotes	0	
Undervotes	16	

**PCP - Precinct 06, Democrat (DEM) (Vote for 6)**

**165 ballots (0 over voted ballots, 0 overvotes, 747 undervotes), 338 registered voters, turnout 48.82%**

Bruce Lumper	83	34.16%
Carolyn Wright	81	33.33%
Marolyn Wilks	76	31.28%
Write-in	3	1.23%
Write-in	0	0.00%
Write-in	0	0.00%
Write-in	0	0.00%
Write-in	0	0.00%
Write-in	0	0.00%
<b>Total</b>	<b>243</b>	<b>100.00%</b>
Overvotes	0	
Undervotes	747	

**PCP - Precinct 06, Republican (REP) (Vote for 6)**

**298 ballots (2 over voted ballots, 12 overvotes, 757 undervotes), 472 registered voters, turnout 63.14%**

Annadale Rooper	136	13.35%
Donna Rae Anderson	141	13.84%
Robert Jay Schwartz	166	16.29%
Richard A Leatherbury	162	15.90%
Ann M Leatherbury	148	14.52%
Erika Miller	130	12.76%
David Martin Carney	131	12.86%
Write-in	4	0.39%
Write-in	1	0.10%

Statement of Votes Cast - Official Certified Abstract, Precinct Level  
 Wasco County, OR, May 17, 2022, Primary Election  
 All Precincts, All Districts, All Counter Groups, All ScanStations, All Contests, All Boxes  
 Total Ballots Cast: 6981, Registered Voters: 18389, Overall Turnout: 37.96%  
 12 precincts reported out of 12 total

Page: 24 of 46  
 2022-06-08  
 15:16:26

Choice	Votes	Vote %
Write-in	0	0.00%
Write-in	0	0.00%
Write-in	0	0.00%
Write-in	0	0.00%
Total	1019	100.00%
Overvotes	12	
Undervotes	757	

**Commissioner of the Bureau of Labor and Industries (Vote for 1)**

**559 ballots (0 over voted ballots, 0 overvotes, 144 undervotes), 1461 registered voters, turnout 38.26%**

Christina E Stephenson	108	26.02%
Cheri Helt	105	25.30%
Chris Henry	6	1.45%
Robert Neuman	23	5.54%
Casey M Kulla	78	18.80%
Brent T Barker	81	19.52%
Aaron R Baca	12	2.89%
Write-in	2	0.48%
Total	415	100.00%
Overvotes	0	
Undervotes	144	

**Judge of the Supreme Court, Position 6 (Vote for 1)**

**559 ballots (0 over voted ballots, 0 overvotes, 257 undervotes), 1461 registered voters, turnout 38.26%**

Roger J DeHoog	291	96.36%
Write-in	11	3.64%
Total	302	100.00%
Overvotes	0	
Undervotes	257	

**Judge of the Court of Appeals, Position 3 (Vote for 1)**

**559 ballots (0 over voted ballots, 0 overvotes, 119 undervotes), 1461 registered voters, turnout 38.26%**

Darleen Ortega	193	43.86%
Vance Day	245	55.68%
Write-in	2	0.45%
Total	440	100.00%
Overvotes	0	
Undervotes	119	

**Judge of the Court of Appeals, Position 5 (Vote for 1)**

**559 ballots (0 over voted ballots, 0 overvotes, 264 undervotes), 1461 registered voters, turnout 38.26%**

Scott A Shorr	285	96.61%
Write-in	10	3.39%
Total	295	100.00%
Overvotes	0	
Undervotes	264	

**Judge of the Court of Appeals, Position 8 (Vote for 1)**

**559 ballots (0 over voted ballots, 0 overvotes, 273 undervotes), 1461 registered voters, turnout 38.26%**

Ramón A Pagán	275	96.15%
Write-in	11	3.85%
Total	286	100.00%
Overvotes	0	
Undervotes	273	

**Judge of the Circuit Court, 7th District, Position 4 (Vote for 1)**

**559 ballots (0 over voted ballots, 0 overvotes, 65 undervotes), 1461 registered voters, turnout 38.26%**

John A Wolf	257	52.02%
Caleb M Berthelsen	237	47.98%
Write-in	0	0.00%

Statement of Votes Cast - Official Certified Abstract, Precinct Level  
 Wasco County, OR, May 17, 2022, Primary Election  
 All Precincts, All Districts, All Counter Groups, All ScanStations, All Contests, All Boxes  
 Total Ballots Cast: 6981, Registered Voters: 18389, Overall Turnout: 37.96%  
 12 precincts reported out of 12 total

Page: 25 of 46  
 2022-06-08  
 15:16:26

Choice	Votes	Vote %
Total	494	100.00%
Overvotes	0	
Undervotes	65	

**Judge of the Circuit Court, 7th District, Position 2 (Vote for 1)**  
**559 ballots (0 over voted ballots, 0 overvotes, 254 undervotes), 1461 registered voters, turnout 38.26%**

Marion T Weatherford	293	96.07%
Write-in	12	3.93%
Total	305	100.00%
Overvotes	0	
Undervotes	254	

**Commissioner, Position 1 (Vote for 1)**  
**559 ballots (0 over voted ballots, 0 overvotes, 96 undervotes), 1461 registered voters, turnout 38.26%**

Scott Hege	357	77.11%
Cynthia Bearss	105	22.68%
Write-in	1	0.22%
Total	463	100.00%
Overvotes	0	
Undervotes	96	

**Commissioner, Position 3 (Vote for 1)**  
**559 ballots (0 over voted ballots, 0 overvotes, 24 undervotes), 1461 registered voters, turnout 38.26%**

Rod Runyon	302	56.45%
Phil Brady	231	43.18%
Write-in	2	0.37%
Total	535	100.00%
Overvotes	0	
Undervotes	24	

**Precinct 07**

**US Senator (DEM) (Vote for 1)**  
**103 ballots (0 over voted ballots, 0 overvotes, 6 undervotes), 167 registered voters, turnout 61.68%**

Ron Wyden	86	88.66%
Brent Thompson	5	5.15%
William E Barlow III	5	5.15%
Write-in	1	1.03%
Total	97	100.00%
Overvotes	0	
Undervotes	6	

**US Senator (REP) (Vote for 1)**  
**153 ballots (0 over voted ballots, 0 overvotes, 22 undervotes), 245 registered voters, turnout 62.45%**

Darin Harbick	25	19.08%
Sam Palmer	16	12.21%
Jo Rae Perkins	55	41.98%
Christopher C Christensen	7	5.34%
Ibra A Taher	3	2.29%
Robert M Fleming	1	0.76%
Jason Beebe	22	16.79%
Write-in	2	1.53%
Total	131	100.00%
Overvotes	0	
Undervotes	22	

**US Representative, 2nd District (DEM) (Vote for 1)**  
**103 ballots (0 over voted ballots, 0 overvotes, 34 undervotes), 167 registered voters, turnout 61.68%**

Adam Prine	16	23.19%
Joe Yetter	52	75.36%
Write-in	1	1.45%



Statement of Votes Cast - Official Certified Abstract, Precinct Level  
 Wasco County, OR, May 17, 2022, Primary Election  
 All Precincts, All Districts, All Counter Groups, All ScanStations, All Contests, All Boxes  
 Total Ballots Cast: 6981, Registered Voters: 18389, Overall Turnout: 37.96%  
 12 precincts reported out of 12 total

Choice	Votes	Vote %
Total	69	100.00%
Overvotes	0	
Undervotes	34	

**US Representative, 2nd District (REP) (Vote for 1)**

**153 ballots (0 over voted ballots, 0 overvotes, 15 undervotes), 245 registered voters, turnout 62.45%**

Mark Cavener	27	19.57%
Katherine M Gallant	6	4.35%
Cliff S Bentz	105	76.09%
Write-in	0	0.00%
Total	138	100.00%
Overvotes	0	
Undervotes	15	

**Governor (DEM) (Vote for 1)**

**103 ballots (0 over voted ballots, 0 overvotes, 6 undervotes), 167 registered voters, turnout 61.68%**

Tobias Read	45	46.39%
John Sweeney	1	1.03%
Patrick E Starnes	1	1.03%
Dave W Stauffer	6	6.19%
Peter W Hall	0	0.00%
Genevieve Wilson H	0	0.00%
Keisha Lanell Merchant	0	0.00%
Michael Cross	1	1.03%
George L Carrillo	2	2.06%
Tina Kotek	36	37.11%
Michael Trimble	0	0.00%
Ifeanyichukwu C Diru	0	0.00%
Wilson R Bright	0	0.00%
Julian Bell	0	0.00%
David Beem	1	1.03%
Write-in	4	4.12%
Total	97	100.00%
Overvotes	0	
Undervotes	6	

**Governor (REP) (Vote for 1)**

**153 ballots (1 over voted ballots, 1 overvotes, 5 undervotes), 245 registered voters, turnout 62.45%**

Amber R Richardson	0	0.00%
Bill Sizemore	6	4.08%
Stefan G Strek (Stregoi)	1	0.68%
Nick Hess	0	0.00%
John G Presco	0	0.00%
Bud Pierce	3	2.04%
Stan Pulliam	15	10.20%
Kerry McQuisten	12	8.16%
Tim McCloud	1	0.68%
Brandon C Merritt	0	0.00%
Reed Christensen	0	0.00%
Jessica Gomez	5	3.40%
Marc Thielman	18	12.24%
Bob Tiernan	13	8.84%
Christine Drazan	43	29.25%
Court Boice	2	1.36%
Bridget Barton	17	11.56%
Raymond Baldwin	1	0.68%
David A Burch	1	0.68%
Write-in	9	6.12%
Total	147	100.00%
Overvotes	1	
Undervotes	5	

Statement of Votes Cast - Official Certified Abstract, Precinct Level  
 Wasco County, OR, May 17, 2022, Primary Election  
 All Precincts, All Districts, All Counter Groups, All ScanStations, All Contests, All Boxes  
 Total Ballots Cast: 6981, Registered Voters: 18389, Overall Turnout: 37.96%  
 12 precincts reported out of 12 total

Choice	Votes	Vote %
--------	-------	--------

**State Representative, 57th District (DEM) (Vote for 1)**

**103 ballots (0 over voted ballots, 0 overvotes, 100 undervotes), 167 registered voters, turnout 61.68%**

Write-in	3	100.00%
Total	3	100.00%
Overvotes	0	
Undervotes	100	

**State Representative, 57th District (REP) (Vote for 1)**

**153 ballots (0 over voted ballots, 0 overvotes, 53 undervotes), 245 registered voters, turnout 62.45%**

Greg Smith	99	99.00%
Write-in	1	1.00%
Total	100	100.00%
Overvotes	0	
Undervotes	53	

**PCP - Precinct 07, Democrat (DEM) (Vote for 3)**

**103 ballots (0 over voted ballots, 0 overvotes, 237 undervotes), 167 registered voters, turnout 61.68%**

Stacey Holeman	72	100.00%
Write-in	0	0.00%
Write-in	0	0.00%
Write-in	0	0.00%
Total	72	100.00%
Overvotes	0	
Undervotes	237	

**PCP - Precinct 07, Republican (REP) (Vote for 3)**

**153 ballots (0 over voted ballots, 0 overvotes, 224 undervotes), 245 registered voters, turnout 62.45%**

Greg Johnson	106	45.11%
Frank Polehn	53	22.55%
Donella Polehn	72	30.64%
Write-in	2	0.85%
Write-in	1	0.43%
Write-in	1	0.43%
Total	235	100.00%
Overvotes	0	
Undervotes	224	

**Commissioner of the Bureau of Labor and Industries (Vote for 1)**

**320 ballots (0 over voted ballots, 0 overvotes, 84 undervotes), 667 registered voters, turnout 47.98%**

Christina E Stephenson	84	35.59%
Cheri Helt	52	22.03%
Chris Henry	4	1.69%
Robert Neuman	10	4.24%
Casey M Kulla	42	17.80%
Brent T Barker	38	16.10%
Aaron R Baca	6	2.54%
Write-in	0	0.00%
Total	236	100.00%
Overvotes	0	
Undervotes	84	

**Judge of the Supreme Court, Position 6 (Vote for 1)**

**320 ballots (0 over voted ballots, 0 overvotes, 158 undervotes), 667 registered voters, turnout 47.98%**

Roger J DeHoog	158	97.53%
Write-in	4	2.47%
Total	162	100.00%
Overvotes	0	
Undervotes	158	

Statement of Votes Cast - Official Certified Abstract, Precinct Level  
 Wasco County, OR, May 17, 2022, Primary Election  
 All Precincts, All Districts, All Counter Groups, All ScanStations, All Contests, All Boxes  
 Total Ballots Cast: 6981, Registered Voters: 18389, Overall Turnout: 37.96%  
 12 precincts reported out of 12 total

Page: 28 of 46  
 2022-06-08  
 15:16:26

Choice	Votes	Vote %
--------	-------	--------

**Judge of the Court of Appeals, Position 3 (Vote for 1)**

**320 ballots (1 over voted ballots, 1 overvotes, 68 undervotes), 667 registered voters, turnout 47.98%**

Darleen Ortega	144	57.37%
Vance Day	107	42.63%
Write-in	0	0.00%
<b>Total</b>	<b>251</b>	<b>100.00%</b>
Overvotes	1	
Undervotes	68	

**Judge of the Court of Appeals, Position 5 (Vote for 1)**

**320 ballots (0 over voted ballots, 0 overvotes, 156 undervotes), 667 registered voters, turnout 47.98%**

Scott A Shorr	160	97.56%
Write-in	4	2.44%
<b>Total</b>	<b>164</b>	<b>100.00%</b>
Overvotes	0	
Undervotes	156	

**Judge of the Court of Appeals, Position 8 (Vote for 1)**

**320 ballots (0 over voted ballots, 0 overvotes, 164 undervotes), 667 registered voters, turnout 47.98%**

Ramón A Pagán	152	97.44%
Write-in	4	2.56%
<b>Total</b>	<b>156</b>	<b>100.00%</b>
Overvotes	0	
Undervotes	164	

**Judge of the Circuit Court, 7th District, Position 4 (Vote for 1)**

**320 ballots (0 over voted ballots, 0 overvotes, 23 undervotes), 667 registered voters, turnout 47.98%**

John A Wolf	166	55.89%
Caleb M Berthelsen	131	44.11%
Write-in	0	0.00%
<b>Total</b>	<b>297</b>	<b>100.00%</b>
Overvotes	0	
Undervotes	23	

**Judge of the Circuit Court, 7th District, Position 2 (Vote for 1)**

**320 ballots (0 over voted ballots, 0 overvotes, 150 undervotes), 667 registered voters, turnout 47.98%**

Marion T Weatherford	167	98.24%
Write-in	3	1.76%
<b>Total</b>	<b>170</b>	<b>100.00%</b>
Overvotes	0	
Undervotes	150	

**Commissioner, Position 1 (Vote for 1)**

**320 ballots (0 over voted ballots, 0 overvotes, 41 undervotes), 667 registered voters, turnout 47.98%**

Scott Hege	212	75.99%
Cynthia Bearss	67	24.01%
Write-in	0	0.00%
<b>Total</b>	<b>279</b>	<b>100.00%</b>
Overvotes	0	
Undervotes	41	

**Commissioner, Position 3 (Vote for 1)**

**320 ballots (0 over voted ballots, 0 overvotes, 12 undervotes), 667 registered voters, turnout 47.98%**

Rod Runyon	147	47.73%
Phil Brady	156	50.65%
Write-in	5	1.62%
<b>Total</b>	<b>308</b>	<b>100.00%</b>
Overvotes	0	
Undervotes	12	

Statement of Votes Cast - Official Certified Abstract, Precinct Level  
 Wasco County, OR, May 17, 2022, Primary Election  
 All Precincts, All Districts, All Counter Groups, All ScanStations, All Contests, All Boxes  
 Total Ballots Cast: 6981, Registered Voters: 18389, Overall Turnout: 37.96%  
 12 precincts reported out of 12 total

Choice	Votes	Vote %
--------	-------	--------

**Precinct 08**

**US Senator (DEM) (Vote for 1)**

**122 ballots (0 over voted ballots, 0 overvotes, 4 undervotes), 205 registered voters, turnout 59.51%**

Ron Wyden	95	80.51%
Brent Thompson	9	7.63%
William E Barlow III	10	8.47%
Write-in	4	3.39%
Total	118	100.00%
Overvotes	0	
Undervotes	4	

**US Senator (REP) (Vote for 1)**

**274 ballots (0 over voted ballots, 0 overvotes, 38 undervotes), 443 registered voters, turnout 61.85%**

Darin Harbick	73	30.93%
Sam Palmer	42	17.80%
Jo Rae Perkins	70	29.66%
Christopher C Christensen	11	4.66%
Ibra A Taher	0	0.00%
Robert M Fleming	8	3.39%
Jason Beebe	30	12.71%
Write-in	2	0.85%
Total	236	100.00%
Overvotes	0	
Undervotes	38	

**US Representative, 2nd District (DEM) (Vote for 1)**

**122 ballots (0 over voted ballots, 0 overvotes, 34 undervotes), 205 registered voters, turnout 59.51%**

Adam Prine	25	28.41%
Joe Yetter	60	68.18%
Write-in	3	3.41%
Total	88	100.00%
Overvotes	0	
Undervotes	34	

**US Representative, 2nd District (REP) (Vote for 1)**

**274 ballots (0 over voted ballots, 0 overvotes, 24 undervotes), 443 registered voters, turnout 61.85%**

Mark Cavener	43	17.20%
Katherine M Gallant	13	5.20%
Cliff S Bentz	192	76.80%
Write-in	2	0.80%
Total	250	100.00%
Overvotes	0	
Undervotes	24	

**Governor (DEM) (Vote for 1)**

**122 ballots (0 over voted ballots, 0 overvotes, 7 undervotes), 205 registered voters, turnout 59.51%**

Tobias Read	53	46.09%
John Sweeney	3	2.61%
Patrick E Starnes	4	3.48%
Dave W Stauffer	2	1.74%
Peter W Hall	0	0.00%
Genevieve Wilson H	1	0.87%
Keisha Lanell Merchant	1	0.87%
Michael Cross	0	0.00%
George L Carrillo	7	6.09%
Tina Kotek	36	31.30%
Michael Trimble	0	0.00%
Ifeanyichukwu C Diru	0	0.00%
Wilson R Bright	0	0.00%
Julian Bell	0	0.00%
David Beem	0	0.00%
Write-in	8	6.96%

Statement of Votes Cast - Official Certified Abstract, Precinct Level  
 Wasco County, OR, May 17, 2022, Primary Election  
 All Precincts, All Districts, All Counter Groups, All ScanStations, All Contests, All Boxes  
 Total Ballots Cast: 6981, Registered Voters: 18389, Overall Turnout: 37.96%  
 12 precincts reported out of 12 total

Choice	Votes	Vote %
Total	115	100.00%
Overvotes	0	
Undervotes	7	

**Governor (REP) (Vote for 1)**

**274 ballots (0 over voted ballots, 0 overvotes, 12 undervotes), 443 registered voters, turnout 61.85%**

Amber R Richardson	2	0.76%
Bill Sizemore	20	7.63%
Stefan G Strek (Stregoi)	0	0.00%
Nick Hess	11	4.20%
John G Presco	1	0.38%
Bud Pierce	14	5.34%
Stan Pulliam	39	14.89%
Kerry McQuisten	32	12.21%
Tim McCloud	1	0.38%
Brandon C Merritt	5	1.91%
Reed Christensen	0	0.00%
Jessica Gomez	2	0.76%
Marc Thielman	13	4.96%
Bob Tiernan	37	14.12%
Christine Drazan	40	15.27%
Court Boice	3	1.15%
Bridget Barton	36	13.74%
Raymond Baldwin	0	0.00%
David A Burch	0	0.00%
Write-in	6	2.29%
Total	262	100.00%
Overvotes	0	
Undervotes	12	

**State Representative, 57th District (DEM) (Vote for 1)**

**122 ballots (0 over voted ballots, 0 overvotes, 114 undervotes), 205 registered voters, turnout 59.51%**

Write-in	8	100.00%
Total	8	100.00%
Overvotes	0	
Undervotes	114	

**State Representative, 57th District (REP) (Vote for 1)**

**274 ballots (0 over voted ballots, 0 overvotes, 66 undervotes), 443 registered voters, turnout 61.85%**

Greg Smith	206	99.04%
Write-in	2	0.96%
Total	208	100.00%
Overvotes	0	
Undervotes	66	

**PCP - Precinct 08, Democrat (DEM) (Vote for 4)**

**122 ballots (0 over voted ballots, 0 overvotes, 475 undervotes), 205 registered voters, turnout 59.51%**

Write-in	7	53.85%
Write-in	2	15.38%
Write-in	2	15.38%
Write-in	2	15.38%
Total	13	100.00%
Overvotes	0	
Undervotes	475	

**PCP - Precinct 08, Republican (REP) (Vote for 4)**

**274 ballots (0 over voted ballots, 0 overvotes, 393 undervotes), 443 registered voters, turnout 61.85%**

Annelie Cantrell	182	25.89%
Kathleen Cantrell	195	27.74%
Matthew Chaisson	162	23.04%
Carolyn M Davis	162	23.04%
Write-in	2	0.28%

Statement of Votes Cast - Official Certified Abstract, Precinct Level  
 Wasco County, OR, May 17, 2022, Primary Election  
 All Precincts, All Districts, All Counter Groups, All ScanStations, All Contests, All Boxes  
 Total Ballots Cast: 6981, Registered Voters: 18389, Overall Turnout: 37.96%  
 12 precincts reported out of 12 total

Choice	Votes	Vote %
Write-in	0	0.00%
Write-in	0	0.00%
Write-in	0	0.00%
Total	703	100.00%
Overvotes	0	
Undervotes	393	

**Commissioner of the Bureau of Labor and Industries (Vote for 1)**

**503 ballots (0 over voted ballots, 0 overvotes, 124 undervotes), 1028 registered voters, turnout 48.93%**

Christina E Stephenson	116	30.61%
Cheri Helt	77	20.32%
Chris Henry	15	3.96%
Robert Neuman	28	7.39%
Casey M Kulla	64	16.89%
Brent T Barker	71	18.73%
Aaron R Baca	6	1.58%
Write-in	2	0.53%
Total	379	100.00%
Overvotes	0	
Undervotes	124	

**Judge of the Supreme Court, Position 6 (Vote for 1)**

**503 ballots (0 over voted ballots, 0 overvotes, 229 undervotes), 1028 registered voters, turnout 48.93%**

Roger J DeHoog	262	95.62%
Write-in	12	4.38%
Total	274	100.00%
Overvotes	0	
Undervotes	229	

**Judge of the Court of Appeals, Position 3 (Vote for 1)**

**503 ballots (1 over voted ballots, 1 overvotes, 107 undervotes), 1028 registered voters, turnout 48.93%**

Darleen Ortega	174	44.05%
Vance Day	221	55.95%
Write-in	0	0.00%
Total	395	100.00%
Overvotes	1	
Undervotes	107	

**Judge of the Court of Appeals, Position 5 (Vote for 1)**

**503 ballots (0 over voted ballots, 0 overvotes, 233 undervotes), 1028 registered voters, turnout 48.93%**

Scott A Shorr	259	95.93%
Write-in	11	4.07%
Total	270	100.00%
Overvotes	0	
Undervotes	233	

**Judge of the Court of Appeals, Position 8 (Vote for 1)**

**503 ballots (0 over voted ballots, 0 overvotes, 249 undervotes), 1028 registered voters, turnout 48.93%**

Ramón A Pagán	241	94.88%
Write-in	13	5.12%
Total	254	100.00%
Overvotes	0	
Undervotes	249	

**Judge of the Circuit Court, 7th District, Position 4 (Vote for 1)**

**503 ballots (0 over voted ballots, 0 overvotes, 47 undervotes), 1028 registered voters, turnout 48.93%**

John A Wolf	214	46.93%
Caleb M Berthelsen	242	53.07%
Write-in	0	0.00%

Statement of Votes Cast - Official Certified Abstract, Precinct Level  
 Wasco County, OR, May 17, 2022, Primary Election  
 All Precincts, All Districts, All Counter Groups, All ScanStations, All Contests, All Boxes  
 Total Ballots Cast: 6981, Registered Voters: 18389, Overall Turnout: 37.96%  
 12 precincts reported out of 12 total

Choice	Votes	Vote %
Total	456	100.00%
Overvotes	0	
Undervotes	47	

**Judge of the Circuit Court, 7th District, Position 2 (Vote for 1)**  
**503 ballots (0 over voted ballots, 0 overvotes, 218 undervotes), 1028 registered voters, turnout 48.93%**

Marion T Weatherford	276	96.84%
Write-in	9	3.16%
Total	285	100.00%
Overvotes	0	
Undervotes	218	

**Commissioner, Position 1 (Vote for 1)**  
**503 ballots (0 over voted ballots, 0 overvotes, 84 undervotes), 1028 registered voters, turnout 48.93%**

Scott Hege	324	77.33%
Cynthia Bearss	94	22.43%
Write-in	1	0.24%
Total	419	100.00%
Overvotes	0	
Undervotes	84	

**Commissioner, Position 3 (Vote for 1)**  
**503 ballots (0 over voted ballots, 0 overvotes, 37 undervotes), 1028 registered voters, turnout 48.93%**

Rod Runyon	282	60.52%
Phil Brady	184	39.48%
Write-in	0	0.00%
Total	466	100.00%
Overvotes	0	
Undervotes	37	

**Measure 33-104 Dufur Recreation Levy (Vote for 1)**  
**450 ballots (0 over voted ballots, 0 overvotes, 21 undervotes), 928 registered voters, turnout 48.49%**

Yes	254	59.21%
No	175	40.79%
Total	429	100.00%
Overvotes	0	
Undervotes	21	

**Precinct 09**

**US Senator (DEM) (Vote for 1)**  
**118 ballots (0 over voted ballots, 0 overvotes, 0 undervotes), 249 registered voters, turnout 47.39%**

Ron Wyden	104	88.14%
Brent Thompson	4	3.39%
William E Barlow III	7	5.93%
Write-in	3	2.54%
Total	118	100.00%
Overvotes	0	
Undervotes	0	

**US Senator (REP) (Vote for 1)**  
**221 ballots (0 over voted ballots, 0 overvotes, 23 undervotes), 398 registered voters, turnout 55.53%**

Darin Harbick	59	29.80%
Sam Palmer	24	12.12%
Jo Rae Perkins	67	33.84%
Christopher C Christensen	8	4.04%
Ibra A Taher	3	1.52%
Robert M Fleming	7	3.54%
Jason Beebe	26	13.13%
Write-in	4	2.02%

Statement of Votes Cast - Official Certified Abstract, Precinct Level  
 Wasco County, OR, May 17, 2022, Primary Election  
 All Precincts, All Districts, All Counter Groups, All ScanStations, All Contests, All Boxes  
 Total Ballots Cast: 6981, Registered Voters: 18389, Overall Turnout: 37.96%  
 12 precincts reported out of 12 total

Choice	Votes	Vote %
Total	198	100.00%
Overvotes	0	
Undervotes	23	

**US Representative, 2nd District (DEM) (Vote for 1)**

**118 ballots (0 over voted ballots, 0 overvotes, 29 undervotes), 249 registered voters, turnout 47.39%**

Adam Prine	16	17.98%
Joe Yetter	70	78.65%
Write-in	3	3.37%
Total	89	100.00%
Overvotes	0	
Undervotes	29	

**US Representative, 2nd District (REP) (Vote for 1)**

**221 ballots (0 over voted ballots, 0 overvotes, 18 undervotes), 398 registered voters, turnout 55.53%**

Mark Cavener	28	13.79%
Katherine M Gallant	13	6.40%
Cliff S Bentz	158	77.83%
Write-in	4	1.97%
Total	203	100.00%
Overvotes	0	
Undervotes	18	

**Governor (DEM) (Vote for 1)**

**118 ballots (0 over voted ballots, 0 overvotes, 7 undervotes), 249 registered voters, turnout 47.39%**

Tobias Read	44	39.64%
John Sweeney	0	0.00%
Patrick E Starnes	3	2.70%
Dave W Stauffer	0	0.00%
Peter W Hall	0	0.00%
Genevieve Wilson H	0	0.00%
Keisha Lanell Merchant	1	0.90%
Michael Cross	1	0.90%
George L Carrillo	1	0.90%
Tina Kotek	43	38.74%
Michael Trimble	0	0.00%
Ifeanyichukwu C Diru	0	0.00%
Wilson R Bright	0	0.00%
Julian Bell	2	1.80%
David Beem	1	0.90%
Write-in	15	13.51%
Total	111	100.00%
Overvotes	0	
Undervotes	7	

**Governor (REP) (Vote for 1)**

**221 ballots (0 over voted ballots, 0 overvotes, 3 undervotes), 398 registered voters, turnout 55.53%**

Amber R Richardson	2	0.92%
Bill Sizemore	10	4.59%
Stefan G Streck (Stregoi)	0	0.00%
Nick Hess	4	1.83%
John G Presco	0	0.00%
Bud Pierce	13	5.96%
Stan Pulliam	39	17.89%
Kerry McQuisten	20	9.17%
Tim McCloud	1	0.46%
Brandon C Merritt	2	0.92%
Reed Christensen	0	0.00%
Jessica Gomez	1	0.46%
Marc Thielman	13	5.96%
Bob Tiernan	44	20.18%
Christine Drazan	36	16.51%
Court Boice	1	0.46%



Statement of Votes Cast - Official Certified Abstract, Precinct Level  
 Wasco County, OR, May 17, 2022, Primary Election  
 All Precincts, All Districts, All Counter Groups, All ScanStations, All Contests, All Boxes  
 Total Ballots Cast: 6981, Registered Voters: 18389, Overall Turnout: 37.96%  
 12 precincts reported out of 12 total

Page: 34 of 46  
 2022-06-08  
 15:16:26

Choice	Votes	Vote %
Bridget Barton	25	11.47%
Raymond Baldwin	0	0.00%
David A Burch	1	0.46%
Write-in	6	2.75%
Total	218	100.00%
Overvotes	0	
Undervotes	3	

**State Representative, 57th District (DEM) (Vote for 1)**

**118 ballots (0 over voted ballots, 0 overvotes, 109 undervotes), 249 registered voters, turnout 47.39%**

Write-in	9	100.00%
Total	9	100.00%
Overvotes	0	
Undervotes	109	

**State Representative, 57th District (REP) (Vote for 1)**

**221 ballots (0 over voted ballots, 0 overvotes, 49 undervotes), 398 registered voters, turnout 55.53%**

Greg Smith	171	99.42%
Write-in	1	0.58%
Total	172	100.00%
Overvotes	0	
Undervotes	49	

**PCP - Precinct 09, Democrat (DEM) (Vote for 4)**

**118 ballots (0 over voted ballots, 0 overvotes, 465 undervotes), 249 registered voters, turnout 47.39%**

Write-in	4	57.14%
Write-in	1	14.29%
Write-in	1	14.29%
Write-in	1	14.29%
Total	7	100.00%
Overvotes	0	
Undervotes	465	

**PCP - Precinct 09, Republican (REP) (Vote for 4)**

**221 ballots (0 over voted ballots, 0 overvotes, 748 undervotes), 398 registered voters, turnout 55.53%**

Bob Maness	135	99.26%
Write-in	0	0.00%
Write-in	0	0.00%
Write-in	0	0.00%
Write-in	1	0.74%
Total	136	100.00%
Overvotes	0	
Undervotes	748	

**Commissioner of the Bureau of Labor and Industries (Vote for 1)**

**413 ballots (0 over voted ballots, 0 overvotes, 74 undervotes), 1081 registered voters, turnout 38.21%**

Christina E Stephenson	91	26.84%
Cheri Helt	76	22.42%
Chris Henry	12	3.54%
Robert Neuman	19	5.60%
Casey M Kulla	58	17.11%
Brent T Barker	73	21.53%
Aaron R Baca	8	2.36%
Write-in	2	0.59%
Total	339	100.00%
Overvotes	0	
Undervotes	74	

**Judge of the Supreme Court, Position 6 (Vote for 1)**

**413 ballots (0 over voted ballots, 0 overvotes, 164 undervotes), 1081 registered voters, turnout 38.21%**

Roger J DeHoog	244	97.99%
----------------	-----	--------

Statement of Votes Cast - Official Certified Abstract, Precinct Level  
 Wasco County, OR, May 17, 2022, Primary Election  
 All Precincts, All Districts, All Counter Groups, All ScanStations, All Contests, All Boxes  
 Total Ballots Cast: 6981, Registered Voters: 18389, Overall Turnout: 37.96%  
 12 precincts reported out of 12 total

Page: 35 of 46  
 2022-06-08  
 15:16:26

Choice	Votes	Vote %
Write-in	5	2.01%
Total	249	100.00%
Overvotes	0	
Undervotes	164	

**Judge of the Court of Appeals, Position 3 (Vote for 1)**

**413 ballots (0 over voted ballots, 0 overvotes, 69 undervotes), 1081 registered voters, turnout 38.21%**

Darleen Ortega	156	45.35%
Vance Day	187	54.36%
Write-in	1	0.29%
Total	344	100.00%
Overvotes	0	
Undervotes	69	

**Judge of the Court of Appeals, Position 5 (Vote for 1)**

**413 ballots (0 over voted ballots, 0 overvotes, 158 undervotes), 1081 registered voters, turnout 38.21%**

Scott A Shorr	251	98.43%
Write-in	4	1.57%
Total	255	100.00%
Overvotes	0	
Undervotes	158	

**Judge of the Court of Appeals, Position 8 (Vote for 1)**

**413 ballots (0 over voted ballots, 0 overvotes, 168 undervotes), 1081 registered voters, turnout 38.21%**

Ramón A Pagán	240	97.96%
Write-in	5	2.04%
Total	245	100.00%
Overvotes	0	
Undervotes	168	

**Judge of the Circuit Court, 7th District, Position 4 (Vote for 1)**

**413 ballots (0 over voted ballots, 0 overvotes, 74 undervotes), 1081 registered voters, turnout 38.21%**

John A Wolf	163	48.08%
Caleb M Berthelsen	175	51.62%
Write-in	1	0.29%
Total	339	100.00%
Overvotes	0	
Undervotes	74	

**Judge of the Circuit Court, 7th District, Position 2 (Vote for 1)**

**413 ballots (0 over voted ballots, 0 overvotes, 164 undervotes), 1081 registered voters, turnout 38.21%**

Marion T Weatherford	246	98.80%
Write-in	3	1.20%
Total	249	100.00%
Overvotes	0	
Undervotes	164	

**Commissioner, Position 1 (Vote for 1)**

**413 ballots (0 over voted ballots, 0 overvotes, 115 undervotes), 1081 registered voters, turnout 38.21%**

Scott Hege	187	62.75%
Cynthia Bearss	108	36.24%
Write-in	3	1.01%
Total	298	100.00%
Overvotes	0	
Undervotes	115	

**Commissioner, Position 3 (Vote for 1)**

**413 ballots (0 over voted ballots, 0 overvotes, 47 undervotes), 1081 registered voters, turnout 38.21%**

Rod Runyon	235	64.21%
Phil Brady	130	35.52%
Write-in	1	0.27%

Statement of Votes Cast - Official Certified Abstract, Precinct Level  
 Wasco County, OR, May 17, 2022, Primary Election  
 All Precincts, All Districts, All Counter Groups, All ScanStations, All Contests, All Boxes  
 Total Ballots Cast: 6981, Registered Voters: 18389, Overall Turnout: 37.96%  
 12 precincts reported out of 12 total

Choice	Votes	Vote %
Total	366	100.00%
Overvotes	0	
Undervotes	47	

**Precinct 10**

**US Senator (DEM) (Vote for 1)**

**127 ballots (0 over voted ballots, 0 overvotes, 8 undervotes), 292 registered voters, turnout 43.49%**

Ron Wyden	106	89.08%
Brent Thompson	3	2.52%
William E Barlow III	9	7.56%
Write-in	1	0.84%
Total	119	100.00%
Overvotes	0	
Undervotes	8	

**US Senator (REP) (Vote for 1)**

**145 ballots (0 over voted ballots, 0 overvotes, 12 undervotes), 272 registered voters, turnout 53.31%**

Darin Harbick	32	24.06%
Sam Palmer	21	15.79%
Jo Rae Perkins	39	29.32%
Christopher C Christensen	6	4.51%
Ibra A Taher	3	2.26%
Robert M Fleming	7	5.26%
Jason Beebe	25	18.80%
Write-in	0	0.00%
Total	133	100.00%
Overvotes	0	
Undervotes	12	

**US Representative, 2nd District (DEM) (Vote for 1)**

**127 ballots (0 over voted ballots, 0 overvotes, 42 undervotes), 292 registered voters, turnout 43.49%**

Adam Prine	34	40.00%
Joe Yetter	49	57.65%
Write-in	2	2.35%
Total	85	100.00%
Overvotes	0	
Undervotes	42	

**US Representative, 2nd District (REP) (Vote for 1)**

**145 ballots (0 over voted ballots, 0 overvotes, 13 undervotes), 272 registered voters, turnout 53.31%**

Mark Cavener	27	20.45%
Katherine M Gallant	7	5.30%
Cliff S Bentz	97	73.48%
Write-in	1	0.76%
Total	132	100.00%
Overvotes	0	
Undervotes	13	

**Governor (DEM) (Vote for 1)**

**127 ballots (0 over voted ballots, 0 overvotes, 8 undervotes), 292 registered voters, turnout 43.49%**

Tobias Read	55	46.22%
John Sweeney	4	3.36%
Patrick E Starnes	3	2.52%
Dave W Stauffer	2	1.68%
Peter W Hall	0	0.00%
Genevieve Wilson H	1	0.84%
Keisha Lanell Merchant	0	0.00%
Michael Cross	1	0.84%
George L Carrillo	3	2.52%
Tina Kotek	38	31.93%
Michael Trimble	1	0.84%
Ifeanyichukwu C Diru	0	0.00%

Statement of Votes Cast - Official Certified Abstract, Precinct Level  
 Wasco County, OR, May 17, 2022, Primary Election  
 All Precincts, All Districts, All Counter Groups, All ScanStations, All Contests, All Boxes  
 Total Ballots Cast: 6981, Registered Voters: 18389, Overall Turnout: 37.96%  
 12 precincts reported out of 12 total

Choice	Votes	Vote %
Wilson R Bright	1	0.84%
Julian Bell	1	0.84%
David Beem	0	0.00%
Write-in	9	7.56%
Total	119	100.00%
Overvotes	0	
Undervotes	8	

**Governor (REP) (Vote for 1)**

**145 ballots (0 over voted ballots, 0 overvotes, 3 undervotes), 272 registered voters, turnout 53.31%**

Amber R Richardson	1	0.70%
Bill Sizemore	5	3.52%
Stefan G Strek (Stregoi)	0	0.00%
Nick Hess	1	0.70%
John G Presco	0	0.00%
Bud Pierce	10	7.04%
Stan Pulliam	30	21.13%
Kerry McQuisten	12	8.45%
Tim McCloud	2	1.41%
Brandon C Merritt	0	0.00%
Reed Christensen	1	0.70%
Jessica Gomez	3	2.11%
Marc Thielman	8	5.63%
Bob Tiernan	27	19.01%
Christine Drazan	17	11.97%
Court Boice	3	2.11%
Bridget Barton	20	14.08%
Raymond Baldwin	1	0.70%
David A Burch	0	0.00%
Write-in	1	0.70%
Total	142	100.00%
Overvotes	0	
Undervotes	3	

**State Representative, 57th District (DEM) (Vote for 1)**

**127 ballots (0 over voted ballots, 0 overvotes, 126 undervotes), 292 registered voters, turnout 43.49%**

Write-in	1	100.00%
Total	1	100.00%
Overvotes	0	
Undervotes	126	

**State Representative, 57th District (REP) (Vote for 1)**

**145 ballots (0 over voted ballots, 0 overvotes, 38 undervotes), 272 registered voters, turnout 53.31%**

Greg Smith	104	97.20%
Write-in	3	2.80%
Total	107	100.00%
Overvotes	0	
Undervotes	38	

**PCP - Precinct 10, Democrat (DEM) (Vote for 4)**

**127 ballots (0 over voted ballots, 0 overvotes, 508 undervotes), 292 registered voters, turnout 43.49%**

Write-in	0	0.00%
Write-in	0	0.00%
Write-in	0	0.00%
Write-in	0	0.00%
Total	0	0.00%
Overvotes	0	
Undervotes	508	

**PCP - Precinct 10, Republican (REP) (Vote for 4)**

**145 ballots (0 over voted ballots, 0 overvotes, 480 undervotes), 272 registered voters, turnout 53.31%**

Jeanne E Capps	98	98.00%
----------------	----	--------

Statement of Votes Cast - Official Certified Abstract, Precinct Level  
 Wasco County, OR, May 17, 2022, Primary Election  
 All Precincts, All Districts, All Counter Groups, All ScanStations, All Contests, All Boxes  
 Total Ballots Cast: 6981, Registered Voters: 18389, Overall Turnout: 37.96%  
 12 precincts reported out of 12 total

Page: 38 of 46  
 2022-06-08  
 15:16:26

Choice	Votes	Vote %
Write-in	2	2.00%
Write-in	0	0.00%
Write-in	0	0.00%
Write-in	0	0.00%
Total	100	100.00%
Overvotes	0	
Undervotes	480	

**Commissioner of the Bureau of Labor and Industries (Vote for 1)**

**328 ballots (1 over voted ballots, 1 overvotes, 70 undervotes), 1080 registered voters, turnout 30.37%**

Christina E Stephenson	75	29.18%
Cheri Helt	70	27.24%
Chris Henry	10	3.89%
Robert Neuman	21	8.17%
Casey M Kulla	37	14.40%
Brent T Barker	31	12.06%
Aaron R Baca	11	4.28%
Write-in	2	0.78%
Total	257	100.00%
Overvotes	1	
Undervotes	70	

**Judge of the Supreme Court, Position 6 (Vote for 1)**

**328 ballots (0 over voted ballots, 0 overvotes, 139 undervotes), 1080 registered voters, turnout 30.37%**

Roger J DeHoog	185	97.88%
Write-in	4	2.12%
Total	189	100.00%
Overvotes	0	
Undervotes	139	

**Judge of the Court of Appeals, Position 3 (Vote for 1)**

**328 ballots (0 over voted ballots, 0 overvotes, 66 undervotes), 1080 registered voters, turnout 30.37%**

Darleen Ortega	147	56.11%
Vance Day	114	43.51%
Write-in	1	0.38%
Total	262	100.00%
Overvotes	0	
Undervotes	66	

**Judge of the Court of Appeals, Position 5 (Vote for 1)**

**328 ballots (0 over voted ballots, 0 overvotes, 133 undervotes), 1080 registered voters, turnout 30.37%**

Scott A Shorr	191	97.95%
Write-in	4	2.05%
Total	195	100.00%
Overvotes	0	
Undervotes	133	

**Judge of the Court of Appeals, Position 8 (Vote for 1)**

**328 ballots (0 over voted ballots, 0 overvotes, 133 undervotes), 1080 registered voters, turnout 30.37%**

Ramón A Pagán	190	97.44%
Write-in	5	2.56%
Total	195	100.00%
Overvotes	0	
Undervotes	133	

**Judge of the Circuit Court, 7th District, Position 4 (Vote for 1)**

**328 ballots (0 over voted ballots, 0 overvotes, 61 undervotes), 1080 registered voters, turnout 30.37%**

John A Wolf	140	52.43%
Caleb M Berthelsen	126	47.19%
Write-in	1	0.37%

Statement of Votes Cast - Official Certified Abstract, Precinct Level  
 Wasco County, OR, May 17, 2022, Primary Election  
 All Precincts, All Districts, All Counter Groups, All ScanStations, All Contests, All Boxes  
 Total Ballots Cast: 6981, Registered Voters: 18389, Overall Turnout: 37.96%  
 12 precincts reported out of 12 total

Page: 39 of 46  
 2022-06-08  
 15:16:26

Choice	Votes	Vote %
Total	267	100.00%
Overvotes	0	
Undervotes	61	

**Judge of the Circuit Court, 7th District, Position 2 (Vote for 1)**  
**328 ballots (0 over voted ballots, 0 overvotes, 137 undervotes), 1080 registered voters, turnout 30.37%**

Marion T Weatherford	189	98.95%
Write-in	2	1.05%
Total	191	100.00%
Overvotes	0	
Undervotes	137	

**Commissioner, Position 1 (Vote for 1)**  
**328 ballots (0 over voted ballots, 0 overvotes, 78 undervotes), 1080 registered voters, turnout 30.37%**

Scott Hege	150	60.00%
Cynthia Bearss	98	39.20%
Write-in	2	0.80%
Total	250	100.00%
Overvotes	0	
Undervotes	78	

**Commissioner, Position 3 (Vote for 1)**  
**328 ballots (0 over voted ballots, 0 overvotes, 36 undervotes), 1080 registered voters, turnout 30.37%**

Rod Runyon	151	51.71%
Phil Brady	139	47.60%
Write-in	2	0.68%
Total	292	100.00%
Overvotes	0	
Undervotes	36	

**Precinct 11**

**US Senator (DEM) (Vote for 1)**  
**12 ballots (0 over voted ballots, 0 overvotes, 1 undervotes), 24 registered voters, turnout 50.00%**

Ron Wyden	8	72.73%
Brent Thompson	1	9.09%
William E Barlow III	2	18.18%
Write-in	0	0.00%
Total	11	100.00%
Overvotes	0	
Undervotes	1	

**US Senator (REP) (Vote for 1)**  
**44 ballots (0 over voted ballots, 0 overvotes, 5 undervotes), 83 registered voters, turnout 53.01%**

Darin Harbick	8	20.51%
Sam Palmer	7	17.95%
Jo Rae Perkins	9	23.08%
Christopher C Christensen	3	7.69%
Ibra A Taher	0	0.00%
Robert M Fleming	0	0.00%
Jason Beebe	11	28.21%
Write-in	1	2.56%
Total	39	100.00%
Overvotes	0	
Undervotes	5	

**US Representative, 2nd District (DEM) (Vote for 1)**  
**12 ballots (0 over voted ballots, 0 overvotes, 2 undervotes), 24 registered voters, turnout 50.00%**

Adam Prine	3	30.00%
Joe Yetter	5	50.00%
Write-in	2	20.00%

Statement of Votes Cast - Official Certified Abstract, Precinct Level  
 Wasco County, OR, May 17, 2022, Primary Election  
 All Precincts, All Districts, All Counter Groups, All ScanStations, All Contests, All Boxes  
 Total Ballots Cast: 6981, Registered Voters: 18389, Overall Turnout: 37.96%  
 12 precincts reported out of 12 total

Choice	Votes	Vote %
Total	10	100.00%
Overvotes	0	
Undervotes	2	

**US Representative, 2nd District (REP) (Vote for 1)**

**44 ballots (0 over voted ballots, 0 overvotes, 4 undervotes), 83 registered voters, turnout 53.01%**

Mark Cavener	10	25.00%
Katherine M Gallant	1	2.50%
Cliff S Bentz	29	72.50%
Write-in	0	0.00%
Total	40	100.00%
Overvotes	0	
Undervotes	4	

**Governor (DEM) (Vote for 1)**

**12 ballots (0 over voted ballots, 0 overvotes, 1 undervotes), 24 registered voters, turnout 50.00%**

Tobias Read	4	36.36%
John Sweeney	1	9.09%
Patrick E Starnes	0	0.00%
Dave W Stauffer	0	0.00%
Peter W Hall	0	0.00%
Genevieve Wilson H	0	0.00%
Keisha Lanell Merchant	0	0.00%
Michael Cross	0	0.00%
George L Carrillo	1	9.09%
Tina Kotek	3	27.27%
Michael Trimble	0	0.00%
Ifeanyichukwu C Diru	0	0.00%
Wilson R Bright	0	0.00%
Julian Bell	0	0.00%
David Beem	0	0.00%
Write-in	2	18.18%
Total	11	100.00%
Overvotes	0	
Undervotes	1	

**Governor (REP) (Vote for 1)**

**44 ballots (0 over voted ballots, 0 overvotes, 2 undervotes), 83 registered voters, turnout 53.01%**

Amber R Richardson	0	0.00%
Bill Sizemore	2	4.76%
Stefan G Strek (Stregoi)	0	0.00%
Nick Hess	1	2.38%
John G Presco	0	0.00%
Bud Pierce	1	2.38%
Stan Pulliam	2	4.76%
Kerry McQuisten	4	9.52%
Tim McCloud	0	0.00%
Brandon C Merritt	2	4.76%
Reed Christensen	0	0.00%
Jessica Gomez	2	4.76%
Marc Thielman	8	19.05%
Bob Tiernan	3	7.14%
Christine Drazan	14	33.33%
Court Boice	2	4.76%
Bridget Barton	0	0.00%
Raymond Baldwin	0	0.00%
David A Burch	0	0.00%
Write-in	1	2.38%
Total	42	100.00%
Overvotes	0	
Undervotes	2	

Statement of Votes Cast - Official Certified Abstract, Precinct Level  
 Wasco County, OR, May 17, 2022, Primary Election  
 All Precincts, All Districts, All Counter Groups, All ScanStations, All Contests, All Boxes  
 Total Ballots Cast: 6981, Registered Voters: 18389, Overall Turnout: 37.96%  
 12 precincts reported out of 12 total

Choice	Votes	Vote %
--------	-------	--------

**State Representative, 57th District (DEM) (Vote for 1)**

**12 ballots (0 over voted ballots, 0 overvotes, 12 undervotes), 24 registered voters, turnout 50.00%**

Write-in	0	0.00%
Total	0	0.00%
Overvotes	0	
Undervotes	12	

**State Representative, 57th District (REP) (Vote for 1)**

**44 ballots (0 over voted ballots, 0 overvotes, 10 undervotes), 83 registered voters, turnout 53.01%**

Greg Smith	33	97.06%
Write-in	1	2.94%
Total	34	100.00%
Overvotes	0	
Undervotes	10	

**PCP - Precinct 11, Democrat (DEM) (Vote for 2)**

**12 ballots (0 over voted ballots, 0 overvotes, 24 undervotes), 24 registered voters, turnout 50.00%**

Write-in	0	0.00%
Write-in	0	0.00%
Total	0	0.00%
Overvotes	0	
Undervotes	24	

**PCP - Precinct 11, Republican (REP) (Vote for 2)**

**44 ballots (0 over voted ballots, 0 overvotes, 49 undervotes), 83 registered voters, turnout 53.01%**

Lanny Metteer	34	87.18%
Write-in	4	10.26%
Write-in	1	2.56%
Total	39	100.00%
Overvotes	0	
Undervotes	49	

**Commissioner of the Bureau of Labor and Industries (Vote for 1)**

**72 ballots (0 over voted ballots, 0 overvotes, 14 undervotes), 214 registered voters, turnout 33.64%**

Christina E Stephenson	9	15.52%
Cheri Helt	22	37.93%
Chris Henry	1	1.72%
Robert Neuman	2	3.45%
Casey M Kulla	7	12.07%
Brent T Barker	14	24.14%
Aaron R Baca	3	5.17%
Write-in	0	0.00%
Total	58	100.00%
Overvotes	0	
Undervotes	14	

**Judge of the Supreme Court, Position 6 (Vote for 1)**

**72 ballots (0 over voted ballots, 0 overvotes, 32 undervotes), 214 registered voters, turnout 33.64%**

Roger J DeHoog	40	100.00%
Write-in	0	0.00%
Total	40	100.00%
Overvotes	0	
Undervotes	32	

**Judge of the Court of Appeals, Position 3 (Vote for 1)**

**72 ballots (0 over voted ballots, 0 overvotes, 7 undervotes), 214 registered voters, turnout 33.64%**

Darleen Ortega	22	33.85%
Vance Day	43	66.15%
Write-in	0	0.00%



Statement of Votes Cast - Official Certified Abstract, Precinct Level  
 Wasco County, OR, May 17, 2022, Primary Election  
 All Precincts, All Districts, All Counter Groups, All ScanStations, All Contests, All Boxes  
 Total Ballots Cast: 6981, Registered Voters: 18389, Overall Turnout: 37.96%  
 12 precincts reported out of 12 total

Choice	Votes	Vote %
Total	65	100.00%
Overvotes	0	
Undervotes	7	

**Judge of the Court of Appeals, Position 5 (Vote for 1)**

**72 ballots (0 over voted ballots, 0 overvotes, 32 undervotes), 214 registered voters, turnout 33.64%**

Scott A Shorr	40	100.00%
Write-in	0	0.00%
Total	40	100.00%
Overvotes	0	
Undervotes	32	

**Judge of the Court of Appeals, Position 8 (Vote for 1)**

**72 ballots (0 over voted ballots, 0 overvotes, 33 undervotes), 214 registered voters, turnout 33.64%**

Ramón A Pagán	39	100.00%
Write-in	0	0.00%
Total	39	100.00%
Overvotes	0	
Undervotes	33	

**Judge of the Circuit Court, 7th District, Position 4 (Vote for 1)**

**72 ballots (0 over voted ballots, 0 overvotes, 10 undervotes), 214 registered voters, turnout 33.64%**

John A Wolf	20	32.26%
Caleb M Berthelsen	40	64.52%
Write-in	2	3.23%
Total	62	100.00%
Overvotes	0	
Undervotes	10	

**Judge of the Circuit Court, 7th District, Position 2 (Vote for 1)**

**72 ballots (0 over voted ballots, 0 overvotes, 34 undervotes), 214 registered voters, turnout 33.64%**

Marion T Weatherford	38	100.00%
Write-in	0	0.00%
Total	38	100.00%
Overvotes	0	
Undervotes	34	

**Commissioner, Position 1 (Vote for 1)**

**72 ballots (0 over voted ballots, 0 overvotes, 14 undervotes), 214 registered voters, turnout 33.64%**

Scott Hege	39	67.24%
Cynthia Bearss	19	32.76%
Write-in	0	0.00%
Total	58	100.00%
Overvotes	0	
Undervotes	14	

**Commissioner, Position 3 (Vote for 1)**

**72 ballots (0 over voted ballots, 0 overvotes, 12 undervotes), 214 registered voters, turnout 33.64%**

Rod Runyon	30	50.00%
Phil Brady	30	50.00%
Write-in	0	0.00%
Total	60	100.00%
Overvotes	0	
Undervotes	12	

**Measure 33-105 Shaniko Recorder (Vote for 1)**

**12 ballots (0 over voted ballots, 0 overvotes, 0 undervotes), 32 registered voters, turnout 37.50%**

Yes	7	58.33%
No	5	41.67%

Statement of Votes Cast - Official Certified Abstract, Precinct Level  
 Wasco County, OR, May 17, 2022, Primary Election  
 All Precincts, All Districts, All Counter Groups, All ScanStations, All Contests, All Boxes  
 Total Ballots Cast: 6981, Registered Voters: 18389, Overall Turnout: 37.96%  
 12 precincts reported out of 12 total

Choice	Votes	Vote %
Total	12	100.00%
Overvotes	0	
Undervotes	0	

**Measure 33-106 Shaniko Fire Levy (Vote for 1)**

**12 ballots (0 over voted ballots, 0 overvotes, 0 undervotes), 32 registered voters, turnout 37.50%**

Yes	5	41.67%
No	7	58.33%
Total	12	100.00%
Overvotes	0	
Undervotes	0	

**Precinct 12**

**US Senator (DEM) (Vote for 1)**

**30 ballots (0 over voted ballots, 0 overvotes, 1 undervotes), 61 registered voters, turnout 49.18%**

Ron Wyden	25	86.21%
Brent Thompson	3	10.34%
William E Barlow III	1	3.45%
Write-in	0	0.00%
Total	29	100.00%
Overvotes	0	
Undervotes	1	

**US Senator (REP) (Vote for 1)**

**74 ballots (0 over voted ballots, 0 overvotes, 15 undervotes), 121 registered voters, turnout 61.16%**

Darin Harbick	16	27.12%
Sam Palmer	11	18.64%
Jo Rae Perkins	19	32.20%
Christopher C Christensen	5	8.47%
Ibra A Taher	0	0.00%
Robert M Fleming	0	0.00%
Jason Beebe	8	13.56%
Write-in	0	0.00%
Total	59	100.00%
Overvotes	0	
Undervotes	15	

**US Representative, 2nd District (DEM) (Vote for 1)**

**30 ballots (0 over voted ballots, 0 overvotes, 12 undervotes), 61 registered voters, turnout 49.18%**

Adam Prine	4	22.22%
Joe Yetter	14	77.78%
Write-in	0	0.00%
Total	18	100.00%
Overvotes	0	
Undervotes	12	

**US Representative, 2nd District (REP) (Vote for 1)**

**74 ballots (0 over voted ballots, 0 overvotes, 7 undervotes), 121 registered voters, turnout 61.16%**

Mark Cavener	4	5.97%
Katherine M Gallant	2	2.99%
Cliff S Bentz	61	91.04%
Write-in	0	0.00%
Total	67	100.00%
Overvotes	0	
Undervotes	7	

**Governor (DEM) (Vote for 1)**

**30 ballots (0 over voted ballots, 0 overvotes, 1 undervotes), 61 registered voters, turnout 49.18%**

Tobias Read	10	34.48%
John Sweeney	1	3.45%
Patrick E Starnes	1	3.45%

Statement of Votes Cast - Official Certified Abstract, Precinct Level  
 Wasco County, OR, May 17, 2022, Primary Election  
 All Precincts, All Districts, All Counter Groups, All ScanStations, All Contests, All Boxes  
 Total Ballots Cast: 6981, Registered Voters: 18389, Overall Turnout: 37.96%  
 12 precincts reported out of 12 total

Page: 44 of 46  
 2022-06-08  
 15:16:26

Choice	Votes	Vote %
Dave W Stauffer	1	3.45%
Peter W Hall	0	0.00%
Genevieve Wilson H	0	0.00%
Keisha Lanell Merchant	0	0.00%
Michael Cross	0	0.00%
George L Carrillo	1	3.45%
Tina Kotek	10	34.48%
Michael Trimble	0	0.00%
Ifeanyichukwu C Diru	0	0.00%
Wilson R Bright	1	3.45%
Julian Bell	0	0.00%
David Beem	0	0.00%
Write-in	4	13.79%
Total	29	100.00%
Overvotes	0	
Undervotes	1	

**Governor (REP) (Vote for 1)**

**74 ballots (0 over voted ballots, 0 overvotes, 3 undervotes), 121 registered voters, turnout 61.16%**

Amber R Richardson	1	1.41%
Bill Sizemore	5	7.04%
Stefan G Strek (Stregoi)	2	2.82%
Nick Hess	1	1.41%
John G Presco	1	1.41%
Bud Pierce	4	5.63%
Stan Pulliam	12	16.90%
Kerry McQuisten	10	14.08%
Tim McCloud	0	0.00%
Brandon C Merritt	0	0.00%
Reed Christensen	2	2.82%
Jessica Gomez	2	2.82%
Marc Thielman	3	4.23%
Bob Tiernan	13	18.31%
Christine Drazan	8	11.27%
Court Boice	0	0.00%
Bridget Barton	7	9.86%
Raymond Baldwin	0	0.00%
David A Burch	0	0.00%
Write-in	0	0.00%
Total	71	100.00%
Overvotes	0	
Undervotes	3	

**State Representative, 57th District (DEM) (Vote for 1)**

**30 ballots (0 over voted ballots, 0 overvotes, 30 undervotes), 61 registered voters, turnout 49.18%**

Write-in	0	0.00%
Total	0	0.00%
Overvotes	0	
Undervotes	30	

**State Representative, 57th District (REP) (Vote for 1)**

**74 ballots (0 over voted ballots, 0 overvotes, 18 undervotes), 121 registered voters, turnout 61.16%**

Greg Smith	56	100.00%
Write-in	0	0.00%
Total	56	100.00%
Overvotes	0	
Undervotes	18	

**PCP - Precinct 12, Democrat (DEM) (Vote for 2)**

**30 ballots (0 over voted ballots, 0 overvotes, 60 undervotes), 61 registered voters, turnout 49.18%**

Write-in	0	0.00%
Write-in	0	0.00%

Statement of Votes Cast - Official Certified Abstract, Precinct Level  
 Wasco County, OR, May 17, 2022, Primary Election  
 All Precincts, All Districts, All Counter Groups, All ScanStations, All Contests, All Boxes  
 Total Ballots Cast: 6981, Registered Voters: 18389, Overall Turnout: 37.96%  
 12 precincts reported out of 12 total

Choice	Votes	Vote %
Total	0	0.00%
Overvotes	0	
Undervotes	60	

**PCP - Precinct 12, Republican (REP) (Vote for 2)**

**74 ballots (0 over voted ballots, 0 overvotes, 92 undervotes), 121 registered voters, turnout 61.16%**

Darlien France	52	92.86%
Write-in	2	3.57%
Write-in	2	3.57%
Total	56	100.00%
Overvotes	0	
Undervotes	92	

**Commissioner of the Bureau of Labor and Industries (Vote for 1)**

**127 ballots (0 over voted ballots, 0 overvotes, 37 undervotes), 283 registered voters, turnout 44.88%**

Christina E Stephenson	20	22.22%
Cheri Helt	22	24.44%
Chris Henry	2	2.22%
Robert Neuman	2	2.22%
Casey M Kulla	23	25.56%
Brent T Barker	18	20.00%
Aaron R Baca	2	2.22%
Write-in	1	1.11%
Total	90	100.00%
Overvotes	0	
Undervotes	37	

**Judge of the Supreme Court, Position 6 (Vote for 1)**

**127 ballots (0 over voted ballots, 0 overvotes, 77 undervotes), 283 registered voters, turnout 44.88%**

Roger J DeHoog	47	94.00%
Write-in	3	6.00%
Total	50	100.00%
Overvotes	0	
Undervotes	77	

**Judge of the Court of Appeals, Position 3 (Vote for 1)**

**127 ballots (0 over voted ballots, 0 overvotes, 36 undervotes), 283 registered voters, turnout 44.88%**

Darleen Ortega	47	51.65%
Vance Day	43	47.25%
Write-in	1	1.10%
Total	91	100.00%
Overvotes	0	
Undervotes	36	

**Judge of the Court of Appeals, Position 5 (Vote for 1)**

**127 ballots (0 over voted ballots, 0 overvotes, 77 undervotes), 283 registered voters, turnout 44.88%**

Scott A Shorr	45	90.00%
Write-in	5	10.00%
Total	50	100.00%
Overvotes	0	
Undervotes	77	

**Judge of the Court of Appeals, Position 8 (Vote for 1)**

**127 ballots (0 over voted ballots, 0 overvotes, 75 undervotes), 283 registered voters, turnout 44.88%**

Ramón A Pagán	47	90.38%
Write-in	5	9.62%
Total	52	100.00%
Overvotes	0	
Undervotes	75	

Statement of Votes Cast - Official Certified Abstract, Precinct Level  
 Wasco County, OR, May 17, 2022, Primary Election  
 All Precincts, All Districts, All Counter Groups, All ScanStations, All Contests, All Boxes  
 Total Ballots Cast: 6981, Registered Voters: 18389, Overall Turnout: 37.96%  
 12 precincts reported out of 12 total

---

Choice	Votes	Vote %
--------	-------	--------

**Judge of the Circuit Court, 7th District, Position 4 (Vote for 1)**

**127 ballots (0 over voted ballots, 0 overvotes, 11 undervotes), 283 registered voters, turnout 44.88%**

John A Wolf	80	68.97%
Caleb M Berthelsen	36	31.03%
Write-in	0	0.00%
Total	116	100.00%
Overvotes	0	
Undervotes	11	

**Judge of the Circuit Court, 7th District, Position 2 (Vote for 1)**

**127 ballots (0 over voted ballots, 0 overvotes, 68 undervotes), 283 registered voters, turnout 44.88%**

Marion T Weatherford	58	98.31%
Write-in	1	1.69%
Total	59	100.00%
Overvotes	0	
Undervotes	68	

**Commissioner, Position 1 (Vote for 1)**

**127 ballots (0 over voted ballots, 0 overvotes, 14 undervotes), 283 registered voters, turnout 44.88%**

Scott Hege	85	75.22%
Cynthia Bearss	26	23.01%
Write-in	2	1.77%
Total	113	100.00%
Overvotes	0	
Undervotes	14	

**Commissioner, Position 3 (Vote for 1)**

**127 ballots (0 over voted ballots, 0 overvotes, 7 undervotes), 283 registered voters, turnout 44.88%**

Rod Runyon	62	51.67%
Phil Brady	56	46.67%
Write-in	2	1.67%
Total	120	100.00%
Overvotes	0	
Undervotes	7	

**Measure 33-104 Dufur Recreation Levy (Vote for 1)**

**10 ballots (0 over voted ballots, 0 overvotes, 0 undervotes), 14 registered voters, turnout 71.43%**

Yes	7	70.00%
No	3	30.00%
Total	10	100.00%
Overvotes	0	
Undervotes	0	