



# BALLOT COUNT REPORT

SEL 904

rev 01/14  
ORS 254.074(3)

 This information must be submitted for **each** election.

 **DUE** | At the time of certification please submit a record of the following items to the Elections Division.

Wasco

COUNTY

11/03/2020

ELECTION DATE

1 Number of ballot envelopes received

14358

2 Number of ballot envelopes accepted

14236

3 Number of ballot envelopes not accepted

122

4 Number of ballot envelopes rejected

3

5 Number of tallied ballots

14233

Signed

Lisa Gambree

County Elections Official



11/18/2020

Date

Statement of Votes Cast - Certified Results  
 Wasco County November 03, 2020 General Election  
 All Precincts, All Districts, All Counter Groups, All ScanStations, All Contests, All Boxes  
 Total Ballots Cast: 14233, Registered Voters: 18202, Overall Turnout: 78.19%  
 14 precincts reported out of 14 total

| Choice | Votes | Vote % | AB | ED | EV |
|--------|-------|--------|----|----|----|
|--------|-------|--------|----|----|----|

**All Precincts**

**President and Vice President (Vote for 1)**

**14233 ballots (9 over voted ballots, 9 overvotes, 94 undervotes), 18202 registered voters, turnout 78.19%**

|                                     |              |                |              |          |          |
|-------------------------------------|--------------|----------------|--------------|----------|----------|
| Donald J Trump / Michael R Pence    | 7035         | 49.79%         | 7035         | 0        | 0        |
| Joseph R Biden / Kamala D Harris    | 6604         | 46.74%         | 6604         | 0        | 0        |
| Jo Jorgensen / Jeremy (Spike) Cohen | 296          | 2.09%          | 296          | 0        | 0        |
| Howie Hawkins / Angela Walker       | 75           | 0.53%          | 75           | 0        | 0        |
| Dario Hunter / Dawn Neptune Adams   | 27           | 0.19%          | 27           | 0        | 0        |
| Write-in                            | 93           | 0.66%          | 93           | 0        | 0        |
| <b>Total</b>                        | <b>14130</b> | <b>100.00%</b> | <b>14130</b> | <b>0</b> | <b>0</b> |
| Overvotes                           | 9            |                |              |          |          |
| Undervotes                          | 94           |                |              |          |          |

**US Senator (Vote for 1)**

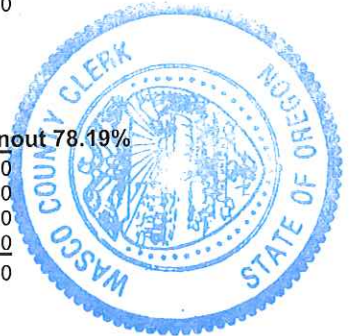
**14233 ballots (0 over voted ballots, 0 overvotes, 434 undervotes), 18202 registered voters, turnout 78.19%**

|                 |              |                |              |          |          |
|-----------------|--------------|----------------|--------------|----------|----------|
| Jo Rae Perkins  | 6572         | 47.63%         | 6572         | 0        | 0        |
| Jeff Merkley    | 6716         | 48.67%         | 6716         | 0        | 0        |
| Ibrahim A Taher | 208          | 1.51%          | 208          | 0        | 0        |
| Gary Dye        | 290          | 2.10%          | 290          | 0        | 0        |
| Write-in        | 13           | 0.09%          | 13           | 0        | 0        |
| <b>Total</b>    | <b>13799</b> | <b>100.00%</b> | <b>13799</b> | <b>0</b> | <b>0</b> |
| Overvotes       | 0            |                |              |          |          |
| Undervotes      | 434          |                |              |          |          |

**US Representative, 2nd District (Vote for 1)**

**14233 ballots (0 over voted ballots, 0 overvotes, 666 undervotes), 18202 registered voters, turnout 78.19%**

|              |              |                |              |          |          |
|--------------|--------------|----------------|--------------|----------|----------|
| Robert Werch | 456          | 3.36%          | 456          | 0        | 0        |
| Cliff Bentz  | 7426         | 54.74%         | 7426         | 0        | 0        |
| Alex Spenser | 5663         | 41.74%         | 5663         | 0        | 0        |
| Write-in     | 22           | 0.16%          | 22           | 0        | 0        |
| <b>Total</b> | <b>13567</b> | <b>100.00%</b> | <b>13567</b> | <b>0</b> | <b>0</b> |
| Overvotes    | 0            |                |              |          |          |
| Undervotes   | 666          |                |              |          |          |



**Secretary of State (Vote for 1)**

**14233 ballots (1 over voted ballots, 1 overvotes, 597 undervotes), 18202 registered voters, turnout 78.19%**

|                     |              |                |              |          |          |
|---------------------|--------------|----------------|--------------|----------|----------|
| Nathalie Paravicini | 388          | 2.85%          | 388          | 0        | 0        |
| Kyle Markley        | 444          | 3.26%          | 444          | 0        | 0        |
| Kim Thatcher        | 6832         | 50.11%         | 6832         | 0        | 0        |
| Shemia Fagan        | 5958         | 43.70%         | 5958         | 0        | 0        |
| Write-in            | 13           | 0.10%          | 13           | 0        | 0        |
| <b>Total</b>        | <b>13635</b> | <b>100.00%</b> | <b>13635</b> | <b>0</b> | <b>0</b> |
| Overvotes           | 1            |                |              |          |          |
| Undervotes          | 597          |                |              |          |          |

**State Treasurer (Vote for 1)**

**14233 ballots (2 over voted ballots, 2 overvotes, 733 undervotes), 18202 registered voters, turnout 78.19%**

|                 |              |                |              |          |          |
|-----------------|--------------|----------------|--------------|----------|----------|
| Michael P Marsh | 396          | 2.93%          | 396          | 0        | 0        |
| Tobias Read     | 5984         | 44.33%         | 5984         | 0        | 0        |
| Chris Henry     | 498          | 3.69%          | 498          | 0        | 0        |
| Jeff Gudman     | 6600         | 48.90%         | 6600         | 0        | 0        |
| Write-in        | 20           | 0.15%          | 20           | 0        | 0        |
| <b>Total</b>    | <b>13498</b> | <b>100.00%</b> | <b>13498</b> | <b>0</b> | <b>0</b> |
| Overvotes       | 2            |                |              |          |          |
| Undervotes      | 733          |                |              |          |          |

**Attorney General (Vote for 1)**

**14233 ballots (0 over voted ballots, 0 overvotes, 749 undervotes), 18202 registered voters, turnout 78.19%**

|                 |      |        |      |   |   |
|-----------------|------|--------|------|---|---|
| Ellen Rosenblum | 6316 | 46.84% | 6316 | 0 | 0 |
| Lars D H Hedbor | 355  | 2.63%  | 355  | 0 | 0 |
| Michael Cross   | 6771 | 50.22% | 6771 | 0 | 0 |

I, Lisa Gambee, Wasco County Clerk, do hereby certify that the votes recorded on this report correctly summarize the tally of votes cast at the November 3, 2020 General Election.

Dated this 18<sup>th</sup> day of November 2020.

*Lisa Gambee*

Lisa Gambee  
 Wasco County Clerk

Statement of Votes Cast - Certified Results  
 Wasco County November 03, 2020 General Election  
 All Precincts, All Districts, All Counter Groups, All ScanStations, All Contests, All Boxes  
 Total Ballots Cast: 14233, Registered Voters: 18202, Overall Turnout: 78.19%  
 14 precincts reported out of 14 total

| Choice     | Votes | Vote %  | AB    | ED | EV |
|------------|-------|---------|-------|----|----|
| Write-in   | 42    | 0.31%   | 42    | 0  | 0  |
| Total      | 13484 | 100.00% | 13484 | 0  | 0  |
| Overvotes  | 0     |         |       |    |    |
| Undervotes | 749   |         |       |    |    |

**State Senator, 29th District (Vote for 1)**

**1480 ballots (0 over voted ballots, 0 overvotes, 119 undervotes), 1766 registered voters, turnout 83.81%**

|                       |      |         |      |   |   |
|-----------------------|------|---------|------|---|---|
| Bill Hansell          | 996  | 73.18%  | 996  | 0 | 0 |
| Mildred A O'Callaghan | 360  | 26.45%  | 360  | 0 | 0 |
| Write-in              | 5    | 0.37%   | 5    | 0 | 0 |
| Total                 | 1361 | 100.00% | 1361 | 0 | 0 |
| Overvotes             | 0    |         |      |   |   |
| Undervotes            | 119  |         |      |   |   |

**State Senator, 30th District (Vote for 1)**

**12753 ballots (0 over voted ballots, 0 overvotes, 811 undervotes), 16436 registered voters, turnout 77.59%**

|                 |       |         |       |   |   |
|-----------------|-------|---------|-------|---|---|
| Carina M Miller | 5720  | 47.90%  | 5720  | 0 | 0 |
| Lynn P Findley  | 6197  | 51.89%  | 6197  | 0 | 0 |
| Write-in        | 25    | 0.21%   | 25    | 0 | 0 |
| Total           | 11942 | 100.00% | 11942 | 0 | 0 |
| Overvotes       | 0     |         |       |   |   |
| Undervotes      | 811   |         |       |   |   |

**State Representative, 57th District (Vote for 1)**

**1480 ballots (1 over voted ballots, 1 overvotes, 114 undervotes), 1766 registered voters, turnout 83.81%**

|             |      |         |      |   |   |
|-------------|------|---------|------|---|---|
| Roland Ruhe | 337  | 24.69%  | 337  | 0 | 0 |
| Greg Smith  | 1025 | 75.09%  | 1025 | 0 | 0 |
| Write-in    | 3    | 0.22%   | 3    | 0 | 0 |
| Total       | 1365 | 100.00% | 1365 | 0 | 0 |
| Overvotes   | 1    |         |      |   |   |
| Undervotes  | 114  |         |      |   |   |

**State Representative, 59th District (Vote for 1)**

**12753 ballots (0 over voted ballots, 0 overvotes, 632 undervotes), 16436 registered voters, turnout 77.59%**

|                 |       |         |       |   |   |
|-----------------|-------|---------|-------|---|---|
| Arlene C Burns  | 5491  | 45.30%  | 5491  | 0 | 0 |
| Daniel G Bonham | 6610  | 54.53%  | 6610  | 0 | 0 |
| Write-in        | 20    | 0.17%   | 20    | 0 | 0 |
| Total           | 12121 | 100.00% | 12121 | 0 | 0 |
| Overvotes       | 0     |         |       |   |   |
| Undervotes      | 632   |         |       |   |   |

**Judge of the Supreme Court, Position 4 (Vote for 1)**

**14233 ballots (1 over voted ballots, 1 overvotes, 5564 undervotes), 18202 registered voters, turnout 78.19%**

|                       |      |         |      |   |   |
|-----------------------|------|---------|------|---|---|
| Christopher L Garrett | 8440 | 97.37%  | 8440 | 0 | 0 |
| Write-in              | 228  | 2.63%   | 228  | 0 | 0 |
| Total                 | 8668 | 100.00% | 8668 | 0 | 0 |
| Overvotes             | 1    |         |      |   |   |
| Undervotes            | 5564 |         |      |   |   |

**Judge of the Court of Appeals, Position 9 (Vote for 1)**

**14233 ballots (0 over voted ballots, 0 overvotes, 5636 undervotes), 18202 registered voters, turnout 78.19%**

|                     |      |         |      |   |   |
|---------------------|------|---------|------|---|---|
| Jacqueline S Kamins | 8397 | 97.67%  | 8397 | 0 | 0 |
| Write-in            | 200  | 2.33%   | 200  | 0 | 0 |
| Total               | 8597 | 100.00% | 8597 | 0 | 0 |
| Overvotes           | 0    |         |      |   |   |
| Undervotes          | 5636 |         |      |   |   |

**County Clerk (Vote for 1)**

**14233 ballots (0 over voted ballots, 0 overvotes, 4963 undervotes), 18202 registered voters, turnout 78.19%**

|             |      |        |      |   |   |
|-------------|------|--------|------|---|---|
| Lisa Gambée | 9140 | 98.60% | 9140 | 0 | 0 |
| Write-in    | 130  | 1.40%  | 130  | 0 | 0 |

Statement of Votes Cast - Certified Results  
 Wasco County November 03, 2020 General Election  
 All Precincts, All Districts, All Counter Groups, All ScanStations, All Contests, All Boxes  
 Total Ballots Cast: 14233, Registered Voters: 18202, Overall Turnout: 78.19%  
 14 precincts reported out of 14 total

| Choice     | Votes | Vote %  | AB   | ED | EV |
|------------|-------|---------|------|----|----|
| Total      | 9270  | 100.00% | 9270 | 0  | 0  |
| Overvotes  | 0     |         |      |    |    |
| Undervotes | 4963  |         |      |    |    |

**Sheriff (Vote for 1)**

**14233 ballots (0 over voted ballots, 0 overvotes, 3891 undervotes), 18202 registered voters, turnout 78.19%**

|             |       |         |       |   |   |
|-------------|-------|---------|-------|---|---|
| Lane Magill | 10135 | 98.00%  | 10135 | 0 | 0 |
| Write-in    | 207   | 2.00%   | 207   | 0 | 0 |
| Total       | 10342 | 100.00% | 10342 | 0 | 0 |
| Overvotes   | 0     |         |       |   |   |
| Undervotes  | 3891  |         |       |   |   |

**County Treasurer (Vote for 1)**

**14233 ballots (0 over voted ballots, 0 overvotes, 5383 undervotes), 18202 registered voters, turnout 78.19%**

|                |      |         |      |   |   |
|----------------|------|---------|------|---|---|
| Elijah Preston | 8718 | 98.51%  | 8718 | 0 | 0 |
| Write-in       | 132  | 1.49%   | 132  | 0 | 0 |
| Total          | 8850 | 100.00% | 8850 | 0 | 0 |
| Overvotes      | 0    |         |      |   |   |
| Undervotes     | 5383 |         |      |   |   |

**Mayor of Antelope (Vote for 1)**

**29 ballots (0 over voted ballots, 0 overvotes, 1 undervotes), 42 registered voters, turnout 69.05%**

|                          |    |         |    |   |   |
|--------------------------|----|---------|----|---|---|
| Peggy Sue Tucker         | 23 | 82.14%  | 23 | 0 | 0 |
| John Silvertooth-Stewart | 5  | 17.86%  | 5  | 0 | 0 |
| Write-in                 | 0  | 0.00%   | 0  | 0 | 0 |
| Total                    | 28 | 100.00% | 28 | 0 | 0 |
| Overvotes                | 0  |         |    |   |   |
| Undervotes               | 1  |         |    |   |   |

**Antelope Council Seat #1 (Vote for 1)**

**29 ballots (0 over voted ballots, 0 overvotes, 8 undervotes), 42 registered voters, turnout 69.05%**

|               |    |         |    |   |   |
|---------------|----|---------|----|---|---|
| Jeannie Adams | 10 | 47.62%  | 10 | 0 | 0 |
| Write-in      | 11 | 52.38%  | 11 | 0 | 0 |
| Total         | 21 | 100.00% | 21 | 0 | 0 |
| Overvotes     | 0  |         |    |   |   |
| Undervotes    | 8  |         |    |   |   |

**Antelope Council Seat #2 (Vote for 1)**

**29 ballots (0 over voted ballots, 0 overvotes, 9 undervotes), 42 registered voters, turnout 69.05%**

|            |    |         |    |   |   |
|------------|----|---------|----|---|---|
| Write-in   | 20 | 100.00% | 20 | 0 | 0 |
| Total      | 20 | 100.00% | 20 | 0 | 0 |
| Overvotes  | 0  |         |    |   |   |
| Undervotes | 9  |         |    |   |   |

**Antelope Council Seat #3 (Vote for 1)**

**29 ballots (0 over voted ballots, 0 overvotes, 11 undervotes), 42 registered voters, turnout 69.05%**

|            |    |         |    |   |   |
|------------|----|---------|----|---|---|
| Write-in   | 18 | 100.00% | 18 | 0 | 0 |
| Total      | 18 | 100.00% | 18 | 0 | 0 |
| Overvotes  | 0  |         |    |   |   |
| Undervotes | 11 |         |    |   |   |

**Mayor of Dufur (Vote for 1)**

**432 ballots (0 over voted ballots, 0 overvotes, 112 undervotes), 492 registered voters, turnout 87.80%**

|            |     |         |     |   |   |
|------------|-----|---------|-----|---|---|
| Merle Keys | 278 | 86.88%  | 278 | 0 | 0 |
| Write-in   | 42  | 13.12%  | 42  | 0 | 0 |
| Total      | 320 | 100.00% | 320 | 0 | 0 |
| Overvotes  | 0   |         |     |   |   |
| Undervotes | 112 |         |     |   |   |

Statement of Votes Cast - Certified Results  
 Wasco County November 03, 2020 General Election  
 All Precincts, All Districts, All Counter Groups, All ScanStations, All Contests, All Boxes  
 Total Ballots Cast: 14233, Registered Voters: 18202, Overall Turnout: 78.19%  
 14 precincts reported out of 14 total

| Choice  | Votes | Vote %  | AB  | ED | EV |
|---|-------|---------|-----|----|----|
| <b>Dufur Council Seat #1 (Vote for 1)</b>   |       |         |     |    |    |
| <b>432 ballots (0 over voted ballots, 0 overvotes, 140 undervotes), 492 registered voters, turnout 87.80%</b> |       |         |     |    |    |
| Josiah Dean   | 264   | 90.41%  | 264 | 0  | 0  |
| Write-in  | 28    | 9.59%   | 28  | 0  | 0  |
| Total   | 292   | 100.00% | 292 | 0  | 0  |
| Overvotes   | 0     |         |     |    |    |
| Undervotes  | 140   |         |     |    |    |
| <b>Dufur Council Seat #3 (Vote for 1)</b>   |       |         |     |    |    |
| <b>432 ballots (0 over voted ballots, 0 overvotes, 122 undervotes), 492 registered voters, turnout 87.80%</b> |       |         |     |    |    |
| Steven Podvent  | 301   | 97.10%  | 301 | 0  | 0  |
| Write-in  | 9     | 2.90%   | 9   | 0  | 0  |
| Total   | 310   | 100.00% | 310 | 0  | 0  |
| Overvotes   | 0     |         |     |    |    |
| Undervotes  | 122   |         |     |    |    |
| <b>Dufur Council Seat #5 (Vote for 1)</b>   |       |         |     |    |    |
| <b>432 ballots (0 over voted ballots, 0 overvotes, 120 undervotes), 492 registered voters, turnout 87.80%</b> |       |         |     |    |    |
| William Parke   | 299   | 95.83%  | 299 | 0  | 0  |
| Write-in  | 13    | 4.17%   | 13  | 0  | 0  |
| Total   | 312   | 100.00% | 312 | 0  | 0  |
| Overvotes   | 0     |         |     |    |    |
| Undervotes  | 120   |         |     |    |    |
| <b>Mayor of Maupin (Vote for 1)</b>   |       |         |     |    |    |
| <b>303 ballots (0 over voted ballots, 0 overvotes, 68 undervotes), 344 registered voters, turnout 88.08%</b>  |       |         |     |    |    |
| Lynn Ewing  | 196   | 83.40%  | 196 | 0  | 0  |
| Write-in  | 39    | 16.60%  | 39  | 0  | 0  |
| Total   | 235   | 100.00% | 235 | 0  | 0  |
| Overvotes   | 0     |         |     |    |    |
| Undervotes  | 68    |         |     |    |    |
| <b>Maupin Councilor (Vote for 3)</b>  |       |         |     |    |    |
| <b>303 ballots (0 over voted ballots, 0 overvotes, 362 undervotes), 344 registered voters, turnout 88.08%</b> |       |         |     |    |    |
| Rob Miles   | 158   | 28.88%  | 158 | 0  | 0  |
| Tom Troutman  | 190   | 34.73%  | 190 | 0  | 0  |
| Write-in  | 173   | 31.63%  | 173 | 0  | 0  |
| Write-in  | 25    | 4.57%   | 25  | 0  | 0  |
| Write-in  | 1     | 0.18%   | 1   | 0  | 0  |
| Total   | 547   | 100.00% | 547 | 0  | 0  |
| Overvotes   | 0     |         |     |    |    |
| Undervotes  | 362   |         |     |    |    |
| <b>Mayor of Mosier (Vote for 1)</b>   |       |         |     |    |    |
| <b>269 ballots (0 over voted ballots, 0 overvotes, 69 undervotes), 324 registered voters, turnout 83.02%</b>  |       |         |     |    |    |
| Arlene Burns  | 176   | 88.00%  | 176 | 0  | 0  |
| Write-in  | 24    | 12.00%  | 24  | 0  | 0  |
| Total   | 200   | 100.00% | 200 | 0  | 0  |
| Overvotes   | 0     |         |     |    |    |
| Undervotes  | 69    |         |     |    |    |
| <b>Mosier Councilor Position #2 (Vote for 1)</b>  |       |         |     |    |    |
| <b>269 ballots (0 over voted ballots, 0 overvotes, 91 undervotes), 324 registered voters, turnout 83.02%</b>  |       |         |     |    |    |
| Acasia Berry  | 173   | 97.19%  | 173 | 0  | 0  |
| Write-in  | 5     | 2.81%   | 5   | 0  | 0  |
| Total   | 178   | 100.00% | 178 | 0  | 0  |
| Overvotes   | 0     |         |     |    |    |
| Undervotes  | 91    |         |     |    |    |

Statement of Votes Cast - Certified Results  
 Wasco County November 03, 2020 General Election  
 All Precincts, All Districts, All Counter Groups, All ScanStations, All Contests, All Boxes  
 Total Ballots Cast: 14233, Registered Voters: 18202, Overall Turnout: 78.19%  
 14 precincts reported out of 14 total

| Choice | Votes | Vote % | AB | ED | EV |
|--------|-------|--------|----|----|----|
|--------|-------|--------|----|----|----|

**Mosier Councilor Position #4 (Vote for 1)**

**269 ballots (0 over voted ballots, 0 overvotes, 98 undervotes), 324 registered voters, turnout 83.02%**

|            |     |         |     |   |   |
|------------|-----|---------|-----|---|---|
| Ron Wright | 169 | 98.83%  | 169 | 0 | 0 |
| Write-in   | 2   | 1.17%   | 2   | 0 | 0 |
| Total      | 171 | 100.00% | 171 | 0 | 0 |
| Overvotes  | 0   |         |     |   |   |
| Undervotes | 98  |         |     |   |   |

**Mosier Councilor Position #6 (Vote for 1)**

**269 ballots (0 over voted ballots, 0 overvotes, 210 undervotes), 324 registered voters, turnout 83.02%**

|            |     |         |    |   |   |
|------------|-----|---------|----|---|---|
| Write-in   | 59  | 100.00% | 59 | 0 | 0 |
| Total      | 59  | 100.00% | 59 | 0 | 0 |
| Overvotes  | 0   |         |    |   |   |
| Undervotes | 210 |         |    |   |   |

**Mayor of Shaniko (Vote for 1)**

**25 ballots (0 over voted ballots, 0 overvotes, 5 undervotes), 31 registered voters, turnout 80.65%**

|                |    |         |    |   |   |
|----------------|----|---------|----|---|---|
| Donald Treanor | 18 | 90.00%  | 18 | 0 | 0 |
| Write-in       | 2  | 10.00%  | 2  | 0 | 0 |
| Total          | 20 | 100.00% | 20 | 0 | 0 |
| Overvotes      | 0  |         |    |   |   |
| Undervotes     | 5  |         |    |   |   |

**Shaniko Councilor - 2 yr (Vote for 2)**

**25 ballots (0 over voted ballots, 0 overvotes, 9 undervotes), 31 registered voters, turnout 80.65%**

|                  |    |         |    |   |   |
|------------------|----|---------|----|---|---|
| Louie F McKenzie | 7  | 17.07%  | 7  | 0 | 0 |
| Joseph J Walter  | 12 | 29.27%  | 12 | 0 | 0 |
| Michael S Small  | 19 | 46.34%  | 19 | 0 | 0 |
| Write-in         | 3  | 7.32%   | 3  | 0 | 0 |
| Write-in         | 0  | 0.00%   | 0  | 0 | 0 |
| Total            | 41 | 100.00% | 41 | 0 | 0 |
| Overvotes        | 0  |         |    |   |   |
| Undervotes       | 9  |         |    |   |   |

**Shaniko Councilor (Vote for 2)**

**25 ballots (0 over voted ballots, 0 overvotes, 16 undervotes), 31 registered voters, turnout 80.65%**

|                |    |         |    |   |   |
|----------------|----|---------|----|---|---|
| Lyle H Johnson | 18 | 52.94%  | 18 | 0 | 0 |
| David Lisle    | 10 | 29.41%  | 10 | 0 | 0 |
| Write-in       | 4  | 11.76%  | 4  | 0 | 0 |
| Write-in       | 2  | 5.88%   | 2  | 0 | 0 |
| Total          | 34 | 100.00% | 34 | 0 | 0 |
| Overvotes      | 0  |         |    |   |   |
| Undervotes     | 16 |         |    |   |   |

**Shaniko Recorder (Vote for 1)**

**25 ballots (0 over voted ballots, 0 overvotes, 8 undervotes), 31 registered voters, turnout 80.65%**

|               |    |         |    |   |   |
|---------------|----|---------|----|---|---|
| Patty Johnson | 16 | 94.12%  | 16 | 0 | 0 |
| Write-in      | 1  | 5.88%   | 1  | 0 | 0 |
| Total         | 17 | 100.00% | 17 | 0 | 0 |
| Overvotes     | 0  |         |    |   |   |
| Undervotes    | 8  |         |    |   |   |

**Mayor of The Dalles (Vote for 1)**

**7975 ballots (1 over voted ballots, 1 overvotes, 1111 undervotes), 10373 registered voters, turnout 76.88%**

|                      |      |        |      |   |   |
|----------------------|------|--------|------|---|---|
| Rich Mays            | 4284 | 62.42% | 4284 | 0 | 0 |
| Jason Garrett Gibson | 703  | 10.24% | 703  | 0 | 0 |
| Solea Kabakov        | 1836 | 26.75% | 1836 | 0 | 0 |
| Write-in             | 40   | 0.58%  | 40   | 0 | 0 |

Statement of Votes Cast - Certified Results  
 Wasco County November 03, 2020 General Election  
 All Precincts, All Districts, All Counter Groups, All ScanStations, All Contests, All Boxes  
 Total Ballots Cast: 14233, Registered Voters: 18202, Overall Turnout: 78.19%  
 14 precincts reported out of 14 total

| Choice     | Votes | Vote %  | AB   | ED | EV |
|------------|-------|---------|------|----|----|
| Total      | 6863  | 100.00% | 6863 | 0  | 0  |
| Overvotes  | 1     |         |      |    |    |
| Undervotes | 1111  |         |      |    |    |

**The Dalles Councilor Position #2 (Vote for 1)**

**7975 ballots (1 over voted ballots, 1 overvotes, 1595 undervotes), 10373 registered voters, turnout 76.88%**

|                    |      |         |      |   |   |
|--------------------|------|---------|------|---|---|
| John Willer        | 3117 | 48.86%  | 3117 | 0 | 0 |
| Darcy Long-Curtiss | 3224 | 50.54%  | 3224 | 0 | 0 |
| Write-in           | 38   | 0.60%   | 38   | 0 | 0 |
| Total              | 6379 | 100.00% | 6379 | 0 | 0 |
| Overvotes          | 1    |         |      |   |   |
| Undervotes         | 1595 |         |      |   |   |

**The Dalles Councilor Position #4 (Vote for 1)**

**7975 ballots (1 over voted ballots, 1 overvotes, 2058 undervotes), 10373 registered voters, turnout 76.88%**

|                |      |         |      |   |   |
|----------------|------|---------|------|---|---|
| Dan Richardson | 3998 | 67.58%  | 3998 | 0 | 0 |
| John Grant IV  | 1271 | 21.48%  | 1271 | 0 | 0 |
| F John Ercole  | 603  | 10.19%  | 603  | 0 | 0 |
| Write-in       | 44   | 0.74%   | 44   | 0 | 0 |
| Total          | 5916 | 100.00% | 5916 | 0 | 0 |
| Overvotes      | 1    |         |      |   |   |
| Undervotes     | 2058 |         |      |   |   |

**The Dalles Councilor Position #5 (Vote for 1)**

**7975 ballots (0 over voted ballots, 0 overvotes, 1387 undervotes), 10373 registered voters, turnout 76.88%**

|                |      |         |      |   |   |
|----------------|------|---------|------|---|---|
| Tiffany Prince | 3220 | 48.88%  | 3220 | 0 | 0 |
| Rod Runyon     | 3330 | 50.55%  | 3330 | 0 | 0 |
| Write-in       | 38   | 0.58%   | 38   | 0 | 0 |
| Total          | 6588 | 100.00% | 6588 | 0 | 0 |
| Overvotes      | 0    |         |      |   |   |
| Undervotes     | 1387 |         |      |   |   |

**SWCD Director At Large #1 (Vote for 1)**

**14233 ballots (0 over voted ballots, 0 overvotes, 13484 undervotes), 18202 registered voters, turnout 78.19%**

|            |       |         |     |   |   |
|------------|-------|---------|-----|---|---|
| Write-in   | 749   | 100.00% | 749 | 0 | 0 |
| Total      | 749   | 100.00% | 749 | 0 | 0 |
| Overvotes  | 0     |         |     |   |   |
| Undervotes | 13484 |         |     |   |   |

**SWCD Director Zone #1 (Vote for 1)**

**14233 ballots (0 over voted ballots, 0 overvotes, 5555 undervotes), 18202 registered voters, turnout 78.19%**

|            |      |         |      |   |   |
|------------|------|---------|------|---|---|
| Ken Bailey | 8573 | 98.79%  | 8573 | 0 | 0 |
| Write-in   | 105  | 1.21%   | 105  | 0 | 0 |
| Total      | 8678 | 100.00% | 8678 | 0 | 0 |
| Overvotes  | 0    |         |      |   |   |
| Undervotes | 5555 |         |      |   |   |

**SWCD Director Zone #2 (Vote for 1)**

**14233 ballots (0 over voted ballots, 0 overvotes, 5834 undervotes), 18202 registered voters, turnout 78.19%**

|                |      |         |      |   |   |
|----------------|------|---------|------|---|---|
| Shawn Sorensen | 8286 | 98.65%  | 8286 | 0 | 0 |
| Write-in       | 113  | 1.35%   | 113  | 0 | 0 |
| Total          | 8399 | 100.00% | 8399 | 0 | 0 |
| Overvotes      | 0    |         |      |   |   |
| Undervotes     | 5834 |         |      |   |   |

**SWCD Director Zone #3 (Vote for 1)**

**14233 ballots (0 over voted ballots, 0 overvotes, 5537 undervotes), 18202 registered voters, turnout 78.19%**

|                  |      |        |      |   |   |
|------------------|------|--------|------|---|---|
| William E Hammel | 8608 | 98.99% | 8608 | 0 | 0 |
| Write-in         | 88   | 1.01%  | 88   | 0 | 0 |

Statement of Votes Cast - Certified Results  
 Wasco County November 03, 2020 General Election  
 All Precincts, All Districts, All Counter Groups, All ScanStations, All Contests, All Boxes  
 Total Ballots Cast: 14233, Registered Voters: 18202, Overall Turnout: 78.19%  
 14 precincts reported out of 14 total

| Choice     | Votes | Vote %  | AB   | ED | EV |
|------------|-------|---------|------|----|----|
| Total      | 8696  | 100.00% | 8696 | 0  | 0  |
| Overvotes  | 0     |         |      |    |    |
| Undervotes | 5537  |         |      |    |    |

**SWCD Director Zone #5 (Vote for 1)**

**14233 ballots (0 over voted ballots, 0 overvotes, 13646 undervotes), 18202 registered voters, turnout 78.19%**

|            |       |         |     |   |   |
|------------|-------|---------|-----|---|---|
| Write-in   | 587   | 100.00% | 587 | 0 | 0 |
| Total      | 587   | 100.00% | 587 | 0 | 0 |
| Overvotes  | 0     |         |     |   |   |
| Undervotes | 13646 |         |     |   |   |

**Chenowith Water Director, Subdivision #1 (Vote for 1)**

**520 ballots (0 over voted ballots, 0 overvotes, 198 undervotes), 684 registered voters, turnout 76.02%**

|              |     |         |     |   |   |
|--------------|-----|---------|-----|---|---|
| Marla Skroch | 316 | 98.14%  | 316 | 0 | 0 |
| Write-in     | 6   | 1.86%   | 6   | 0 | 0 |
| Total        | 322 | 100.00% | 322 | 0 | 0 |
| Overvotes    | 0   |         |     |   |   |
| Undervotes   | 198 |         |     |   |   |

**Chenowith Water Director, Subdivision #3 (Vote for 1)**

**267 ballots (0 over voted ballots, 0 overvotes, 95 undervotes), 342 registered voters, turnout 78.07%**

|                |     |         |     |   |   |
|----------------|-----|---------|-----|---|---|
| Ralph Browning | 170 | 98.84%  | 170 | 0 | 0 |
| Write-in       | 2   | 1.16%   | 2   | 0 | 0 |
| Total          | 172 | 100.00% | 172 | 0 | 0 |
| Overvotes      | 0   |         |     |   |   |
| Undervotes     | 95  |         |     |   |   |

**Chenowith Water Director, Subdivision #5 (Vote for 1)**

**547 ballots (0 over voted ballots, 0 overvotes, 205 undervotes), 798 registered voters, turnout 68.55%**

|               |     |         |     |   |   |
|---------------|-----|---------|-----|---|---|
| Wendy Shoptaw | 340 | 99.42%  | 340 | 0 | 0 |
| Write-in      | 2   | 0.58%   | 2   | 0 | 0 |
| Total         | 342 | 100.00% | 342 | 0 | 0 |
| Overvotes     | 0   |         |     |   |   |
| Undervotes    | 205 |         |     |   |   |

**NWC PUD Director, Subdivision #1 (Vote for 1)**

**2198 ballots (0 over voted ballots, 0 overvotes, 783 undervotes), 2893 registered voters, turnout 75.98%**

|            |      |         |      |   |   |
|------------|------|---------|------|---|---|
| Roger Howe | 1397 | 98.73%  | 1397 | 0 | 0 |
| Write-in   | 18   | 1.27%   | 18   | 0 | 0 |
| Total      | 1415 | 100.00% | 1415 | 0 | 0 |
| Overvotes  | 0    |         |      |   |   |
| Undervotes | 783  |         |      |   |   |

**NWC PUD Director, Subdivision #2 (Vote for 1)**

**2205 ballots (0 over voted ballots, 0 overvotes, 844 undervotes), 2769 registered voters, turnout 79.63%**

|              |      |         |      |   |   |
|--------------|------|---------|------|---|---|
| Greg Johnson | 1345 | 98.82%  | 1345 | 0 | 0 |
| Write-in     | 16   | 1.18%   | 16   | 0 | 0 |
| Total        | 1361 | 100.00% | 1361 | 0 | 0 |
| Overvotes    | 0    |         |      |   |   |
| Undervotes   | 844  |         |      |   |   |

**NWC PUD Director, Subdivision #3 (Vote for 1)**

**1478 ballots (0 over voted ballots, 0 overvotes, 440 undervotes), 2201 registered voters, turnout 67.15%**

|                |      |         |      |   |   |
|----------------|------|---------|------|---|---|
| John Amery     | 447  | 43.06%  | 447  | 0 | 0 |
| Wayne Jacobson | 585  | 56.36%  | 585  | 0 | 0 |
| Write-in       | 6    | 0.58%   | 6    | 0 | 0 |
| Total          | 1038 | 100.00% | 1038 | 0 | 0 |
| Overvotes      | 0    |         |      |   |   |
| Undervotes     | 440  |         |      |   |   |



Statement of Votes Cast - Certified Results  
 Wasco County November 03, 2020 General Election  
 All Precincts, All Districts, All Counter Groups, All ScanStations, All Contests, All Boxes  
 Total Ballots Cast: 14233, Registered Voters: 18202, Overall Turnout: 78.19%  
 14 precincts reported out of 14 total

| Choice  | Votes | Vote %  | AB    | ED | EV |
|---|-------|---------|-------|----|----|
| <b>Measure 107 (Vote for 1)</b>   |       |         |       |    |    |
| <b>14233 ballots (1 over voted ballots, 1 overvotes, 797 undervotes), 18202 registered voters, turnout 78.19%</b> |       |         |       |    |    |
| Yes   | 10226 | 76.11%  | 10226 | 0  | 0  |
| No  | 3209  | 23.89%  | 3209  | 0  | 0  |
| Total   | 13435 | 100.00% | 13435 | 0  | 0  |
| Overvotes   | 1     |         |       |    |    |
| Undervotes  | 797   |         |       |    |    |
| <b>Measure 108 (Vote for 1)</b>   |       |         |       |    |    |
| <b>14233 ballots (0 over voted ballots, 0 overvotes, 452 undervotes), 18202 registered voters, turnout 78.19%</b> |       |         |       |    |    |
| Yes   | 8399  | 60.95%  | 8399  | 0  | 0  |
| No  | 5382  | 39.05%  | 5382  | 0  | 0  |
| Total   | 13781 | 100.00% | 13781 | 0  | 0  |
| Overvotes   | 0     |         |       |    |    |
| Undervotes  | 452   |         |       |    |    |
| <b>Measure 109 (Vote for 1)</b>   |       |         |       |    |    |
| <b>14233 ballots (0 over voted ballots, 0 overvotes, 640 undervotes), 18202 registered voters, turnout 78.19%</b> |       |         |       |    |    |
| Yes   | 6880  | 50.61%  | 6880  | 0  | 0  |
| No  | 6713  | 49.39%  | 6713  | 0  | 0  |
| Total   | 13593 | 100.00% | 13593 | 0  | 0  |
| Overvotes   | 0     |         |       |    |    |
| Undervotes  | 640   |         |       |    |    |
| <b>Measure 110 (Vote for 1)</b>   |       |         |       |    |    |
| <b>14233 ballots (1 over voted ballots, 1 overvotes, 619 undervotes), 18202 registered voters, turnout 78.19%</b> |       |         |       |    |    |
| Yes   | 7384  | 54.24%  | 7384  | 0  | 0  |
| No  | 6229  | 45.76%  | 6229  | 0  | 0  |
| Total   | 13613 | 100.00% | 13613 | 0  | 0  |
| Overvotes   | 1     |         |       |    |    |
| Undervotes  | 619   |         |       |    |    |
| <b>Measure 33-102 Shaniko Fire Levy (Vote for 1)</b>  |       |         |       |    |    |
| <b>25 ballots (0 over voted ballots, 0 overvotes, 2 undervotes), 31 registered voters, turnout 80.65%</b>         |       |         |       |    |    |
| Yes   | 11    | 47.83%  | 11    | 0  | 0  |
| No  | 12    | 52.17%  | 12    | 0  | 0  |
| Total   | 23    | 100.00% | 23    | 0  | 0  |
| Overvotes   | 0     |         |       |    |    |
| Undervotes  | 2     |         |       |    |    |
| <b>Measure 33-103 South Wasco County School Bonds (Vote for 1)</b>  |       |         |       |    |    |
| <b>1439 ballots (0 over voted ballots, 0 overvotes, 64 undervotes), 1763 registered voters, turnout 81.62%</b>    |       |         |       |    |    |
| Yes   | 763   | 55.49%  | 763   | 0  | 0  |
| No  | 612   | 44.51%  | 612   | 0  | 0  |
| Total   | 1375  | 100.00% | 1375  | 0  | 0  |
| Overvotes   | 0     |         |       |    |    |
| Undervotes  | 64    |         |       |    |    |