



CLERK'S OFFICE

511 Washington St, Ste 201 • The Dalles, OR 97058
p: [541] 506-2530 • f: [541] 506-2531 • www.co.wasco.or.us

Pioneering pathways to prosperity.

June 4, 2021


Secretary of State
Elections Division
Public Service Building Suite 501
255 Capitol St. NE
Salem, OR 97310

RE: May 18, 2021 SPECIAL DISTRICT ELECTION ABSTRACTS

I, Lisa Gambée, Wasco County Clerk, do hereby certify that the attached Abstract of Votes is the complete and final Abstract of the election results for the Special District Election held May 18, 2021 in Wasco County.

Lisa Gambée


Lisa Gambée, Wasco County Clerk




BALLOT COUNT REPORT

SEL 904

rev 01/14
ORS 254.074(3)

 This information must be submitted for **each** election.

 **DUE** | At the time of certification please submit a record of the following items to the Elections Division.

Wasco

COUNTY

05/18/2021

ELECTION DATE

1 Number of ballot envelopes received

4872

2 Number of ballot envelopes accepted

4749

3 Number of ballot envelopes not accepted

123

4 Number of ballot envelopes rejected

0


5 Number of tallied ballots

4749

Signed

Lisa Gumbel

County Elections Official



06/04/2021

Date

County: WASCO
User Name : Zaugg, Chrissy

Ballots Received by Precinct

Date : 6/4/2021 10:27:17 AM
Report No. : BP-014

Elections : 05/18/2021 - Special District Election May 18, 2021

Precinct	Accepted	Unaccepted	Unprocessed	Undeliverable	Total Ballots Received
01	572	11	0	100	683
02	831	16	0	99	946
03	675	15	0	99	789
04	560	12	0	61	633
05	565	22	0	58	645
06	106	5	0	19	130
07	318	4	0	12	334
08	110	7	0	7	124
09	194	8	0	26	228
10	342	9	0	34	385
11	119	3	0	10	132
12	271	8	0	15	294
13	51	3	0	5	59
14	35	1	0	15	51
Grand Total :	4749	124	0	560	5433

Statement of Votes Cast - Final Official Results
 Wasco County, May 18, 2021 Special District Election
 All Precincts, All Districts, All ScanStations, All Contests, All Boxes
 Total Ballots Cast: 4749, Registered Voters: 18090, Overall Turnout: 26.25%
 14 precincts reported out of 14 total

Choice	Votes	Vote %
All Precincts		

Central Oregon Community College, Director, Zone 1 (Vote for 1)
142 ballots (0 over voted ballots, 0 overvotes, 26 undervotes), 369 registered voters, turnout 38.48%

Joe Krenowicz	112	96.55%
Write-in	4	3.45%
Total	116	100.00%
Overvotes	0	
Undervotes	26	

Columbia Gorge Community College, Director, Position 1 (Vote for 1)
4607 ballots (0 over voted ballots, 0 overvotes, 565 undervotes), 17721 registered voters, turnout 26.00%

Nathanael Stice	2780	68.78%
Frank Polehn	1236	30.58%
Write-in	26	0.64%
Total	4042	100.00%
Overvotes	0	
Undervotes	565	

Columbia Gorge Community College, Director, Position 2 (Vote for 1)
4607 ballots (0 over voted ballots, 0 overvotes, 1724 undervotes), 17721 registered voters, turnout 26.00%

Jonathan Fost	2849	98.82%
Write-in	34	1.18%
Total	2883	100.00%
Overvotes	0	
Undervotes	1724	

Columbia Gorge Community College, Director, Position 5 (Vote for 1)
4607 ballots (0 over voted ballots, 0 overvotes, 1704 undervotes), 17721 registered voters, turnout 26.00%

Kim Morgan	2872	98.93%
Write-in	31	1.07%
Total	2903	100.00%
Overvotes	0	
Undervotes	1704	

Columbia Gorge Community College, Director, Position 7 (Vote for 1)
4607 ballots (0 over voted ballots, 0 overvotes, 1611 undervotes), 17721 registered voters, turnout 26.00%


Lucille Begay	2988	99.07%
Write-in	28	0.93%
Total	2996	100.00%
Overvotes	0	
Undervotes	1611	

Columbia Gorge ESD, Director, Zone 2 (Vote for 1)
1455 ballots (0 over voted ballots, 0 overvotes, 285 undervotes), 6140 registered voters, turnout 2

Stacey Holeman	669	57.18%
Holly Price	493	42.14%
Write-in	8	0.68%
Total	1170	100.00%
Overvotes	0	
Undervotes	285	

Columbia Gorge ESD, Director, Zone 3 (Vote for 1)
1516 ballots (0 over voted ballots, 0 overvotes, 554 undervotes), 5451 registered voters, turnout 2

Tammarra Ferguson	954	99.17%
Write-in	8	0.83%
Total	962	100.00%
Overvotes	0	
Undervotes	554	



I, Lisa Gambee, Wasco County Clerk, do hereby certify that the votes recorded on this report correctly summarize the tally of votes cast at the May 18, 2021 Special District Election.

Dated this 4th day of June 2021.

Lisa Gambee

Lisa Gambee
Wasco County Clerk

Statement of Votes Cast - Final Official Results
 Wasco County, May 18, 2021 Special District Election
 All Precincts, All Districts, All ScanStations, All Contests, All Boxes
 Total Ballots Cast: 4749, Registered Voters: 18090, Overall Turnout: 26.25%
 14 precincts reported out of 14 total

Choice	Votes	Vote %
--------	-------	--------

Columbia Gorge ESD, Director, Zone 4 - At Large (Vote for 1)

4583 ballots (0 over voted ballots, 0 overvotes, 1730 undervotes), 17589 registered voters, turnout 26.06%

Susan Blake Gabay	2814	98.63%
Write-in	39	1.37%
Total	2853	100.00%
Overvotes	0	
Undervotes	1730	

Jefferson County ESD Director, Position 5 - At-Large (Vote for 1)

163 ballots (0 over voted ballots, 0 overvotes, 37 undervotes), 497 registered voters, turnout 32.80%

Barbara A Ibrahim	121	96.03%
Write-in	5	3.97%
Total	126	100.00%
Overvotes	0	
Undervotes	37	

Jefferson County ESD Director, Position 7 - At-Large (Vote for 1)

163 ballots (0 over voted ballots, 0 overvotes, 40 undervotes), 497 registered voters, turnout 32.80%

Joan D Starkel	120	97.56%
Write-in	3	2.44%
Total	123	100.00%
Overvotes	0	
Undervotes	40	

Jefferson County ESD Director, Position 4, 509-J Zone (Vote for 1)

163 ballots (0 over voted ballots, 0 overvotes, 7 undervotes), 497 registered voters, turnout 32.80%

Raylene Thomas	138	88.46%
Jim Rahi	16	10.26%
Write-in	2	1.28%
Total	156	100.00%
Overvotes	0	
Undervotes	7	

North Central ESD, Director, Zone 4 (Vote for 1)

2 ballots (0 over voted ballots, 0 overvotes, 2 undervotes), 2 registered voters, turnout 100.00%

Write-in	0	0.00%
Total	0	0.00%
Overvotes	0	
Undervotes	2	

North Central ESD Director, Zone 7 - At Large (Vote for 1)

1 ballots (0 over voted ballots, 0 overvotes, 0 undervotes), 2 registered voters, turnout 50.00%

Jim Doherty	1	100.00%
Write-in	0	0.00%
Total	1	100.00%
Overvotes	0	
Undervotes	0	

Dufur School District #29, Director, Position 1 (Vote for 1)

403 ballots (0 over voted ballots, 0 overvotes, 127 undervotes), 1377 registered voters, turnout 29.27%

Anne Kelly	267	96.74%
Write-in	9	3.26%
Total	276	100.00%
Overvotes	0	
Undervotes	127	

Dufur School District #29, Director, Position 3 (Vote for 1)

403 ballots (0 over voted ballots, 0 overvotes, 107 undervotes), 1377 registered voters, turnout 29.27%

Stanley Ashbrook	281	94.93%
Write-in	15	5.07%

Statement of Votes Cast - Final Official Results
 Wasco County, May 18, 2021 Special District Election
 All Precincts, All Districts, All ScanStations, All Contests, All Boxes
 Total Ballots Cast: 4749, Registered Voters: 18090, Overall Turnout: 26.25%
 14 precincts reported out of 14 total

Choice	Votes	Vote %
Total	296	100.00%
Overvotes	0	
Undervotes	107	

Dufur School District #29, Director, Position 4 (Vote for 1)
403 ballots (0 over voted ballots, 0 overvotes, 96 undervotes), 1377 registered voters, turnout 29.27%

Robert Wallace	298	97.07%
Write-in	9	2.93%
Total	307	100.00%
Overvotes	0	
Undervotes	96	

Fossil School District No. 21J, Director, Position 2 (Vote for 1)
1 ballots (0 over voted ballots, 0 overvotes, 0 undervotes), 2 registered voters, turnout 50.00%

Kirstie R Miranda	1	100.00%
Write-in	0	0.00%
Total	1	100.00%
Overvotes	0	
Undervotes	0	

Fossil School District No. 21J, Director, Position 4 (Vote for 1)
1 ballots (0 over voted ballots, 0 overvotes, 0 undervotes), 2 registered voters, turnout 50.00%

Ben Logan	1	100.00%
Write-in	0	0.00%
Total	1	100.00%
Overvotes	0	
Undervotes	0	

Fossil School District No. 21J, Director, Position 5 (Vote for 1)
1 ballots (0 over voted ballots, 0 overvotes, 0 undervotes), 2 registered voters, turnout 50.00%

Caitlin Rutherford	1	100.00%
Write-in	0	0.00%
Total	1	100.00%
Overvotes	0	
Undervotes	0	

Jefferson County School District 509-J Board, Position 1 (Vote for 1)
163 ballots (0 over voted ballots, 0 overvotes, 21 undervotes), 497 registered voters, turnout 32.80%

Laurie Danzuka	134	94.37%
Write-in	8	5.63%
Total	142	100.00%
Overvotes	0	
Undervotes	21	

Jefferson County School District 509-J Board, Position 2 (Vote for 1)
163 ballots (0 over voted ballots, 0 overvotes, 3 undervotes), 497 registered voters, turnout 32.80%

Jamie Hurd	23	14.38%
Lorien Stacona	135	84.38%
Write-in	2	1.25%
Total	160	100.00%
Overvotes	0	
Undervotes	3	

Jefferson County School District 509-J Board, Position 3 (Vote for 1)
163 ballots (0 over voted ballots, 0 overvotes, 5 undervotes), 497 registered voters, turnout 32.80%

Jacob Struck	19	12.03%
Jaylyn Suppah	138	87.34%
Write-in	1	0.63%

Statement of Votes Cast - Final Official Results
 Wasco County, May 18, 2021 Special District Election
 All Precincts, All Districts, All ScanStations, All Contests, All Boxes
 Total Ballots Cast: 4749, Registered Voters: 18090, Overall Turnout: 26.25%
 14 precincts reported out of 14 total

Choice	Votes	Vote %
Total	158	100.00%
Overvotes	0	
Undervotes	5	

N Wasco County School District #21, Director, Zone 1 (Vote for 1)
565 ballots (0 over voted ballots, 0 overvotes, 93 undervotes), 2126 registered voters, turnout 26.58%

Rebecca Thistlethwaite	265	56.14%
Mary N Morehouse	206	43.64%
Write-in	1	0.21%
Total	472	100.00%
Overvotes	0	
Undervotes	93	

N Wasco County School District #21, Director, Zone 4 (Vote for 1)
412 ballots (0 over voted ballots, 0 overvotes, 48 undervotes), 1781 registered voters, turnout 23.13%

Carla McQuade	127	34.89%
John T Nelson	231	63.46%
Write-in	6	1.65%
Total	364	100.00%
Overvotes	0	
Undervotes	48	

N Wasco County School District #21, Director, Zone 5 (Vote for 1)
615 ballots (0 over voted ballots, 0 overvotes, 25 undervotes), 2093 registered voters, turnout 29.38%

Brian Stevens	380	64.41%
Holly Gove	204	34.58%
Write-in	6	1.02%
Total	590	100.00%
Overvotes	0	
Undervotes	25	

N Wasco County School District #21, Director, Zone 7 (Vote for 1)
652 ballots (0 over voted ballots, 0 overvotes, 176 undervotes), 2228 registered voters, turnout 29.26%

Judy Richardson	471	98.95%
Write-in	5	1.05%
Total	476	100.00%
Overvotes	0	
Undervotes	176	

South Wasco Co School District #1, Director, Zone 1 (Vote for 1)
456 ballots (0 over voted ballots, 0 overvotes, 111 undervotes), 1751 registered voters, turnout 26.04%

Howard Fetz	153	44.35%
Paul Koerschgen	191	55.36%
Write-in	1	0.29%
Total	345	100.00%
Overvotes	0	
Undervotes	111	

South Wasco Co School District #1, Director, Zone 3 (Vote for 1)
456 ballots (0 over voted ballots, 0 overvotes, 121 undervotes), 1751 registered voters, turnout 26.04%

Joshua Thompson	335	100.00%
Write-in	0	0.00%
Total	335	100.00%
Overvotes	0	
Undervotes	121	

South Wasco Co School District #1, Director, Zone 4 (Vote for 1)
456 ballots (0 over voted ballots, 0 overvotes, 142 undervotes), 1751 registered voters, turnout 26.04%

Tammarra Ferguson	309	98.41%
Write-in	5	1.59%

Statement of Votes Cast - Final Official Results
 Wasco County, May 18, 2021 Special District Election
 All Precincts, All Districts, All ScanStations, All Contests, All Boxes
 Total Ballots Cast: 4749, Registered Voters: 18090, Overall Turnout: 26.25%
 14 precincts reported out of 14 total

Choice	Votes	Vote %
Total	314	100.00%
Overvotes	0	
Undervotes	142	

South Wasco Co School District #1, Director, Zone 6 (Vote for 1)
456 ballots (0 over voted ballots, 0 overvotes, 84 undervotes), 1751 registered voters, turnout 26.04%

Kevin Duling	371	99.73%
Write-in	1	0.27%
Total	372	100.00%
Overvotes	0	
Undervotes	84	

Sherman County School District, Director, Position 2 (Vote for 1)
2 ballots (0 over voted ballots, 0 overvotes, 0 undervotes), 2 registered voters, turnout 100.00%

Jesse Stutzman	2	100.00%
Write-in	0	0.00%
Total	2	100.00%
Overvotes	0	
Undervotes	0	

Sherman County School District, Director, Position 3 (Vote for 1)
2 ballots (0 over voted ballots, 0 overvotes, 0 undervotes), 2 registered voters, turnout 100.00%

Kristie Coelsch	2	100.00%
Write-in	0	0.00%
Total	2	100.00%
Overvotes	0	
Undervotes	0	

Sherman County School District, Director, Position 4 (Vote for 1)
2 ballots (0 over voted ballots, 0 overvotes, 0 undervotes), 2 registered voters, turnout 100.00%

Scott Susi	2	100.00%
Write-in	0	0.00%
Total	2	100.00%
Overvotes	0	
Undervotes	0	

Columbia RFPD, Director, Position 1 (Vote for 1)
54 ballots (0 over voted ballots, 0 overvotes, 6 undervotes), 167 registered voters, turnout 32.34%

Mike Urness	48	100.00%
Write-in	0	0.00%
Total	48	100.00%
Overvotes	0	
Undervotes	6	

Columbia RFPD, Director, Position 2 (Vote for 1)
54 ballots (0 over voted ballots, 0 overvotes, 8 undervotes), 167 registered voters, turnout 32.34%

Dave Wagenblast	46	100.00%
Write-in	0	0.00%
Total	46	100.00%
Overvotes	0	
Undervotes	8	

Juniper Flat RFPD, Director, Position 3 (Vote for 1)
91 ballots (0 over voted ballots, 0 overvotes, 13 undervotes), 271 registered voters, turnout 33.58%

(Butch) Paul Savery	77	98.72%
Write-in	1	1.28%
Total	78	100.00%
Overvotes	0	
Undervotes	13	

Statement of Votes Cast - Final Official Results
 Wasco County, May 18, 2021 Special District Election
 All Precincts, All Districts, All ScanStations, All Contests, All Boxes
 Total Ballots Cast: 4749, Registered Voters: 18090, Overall Turnout: 26.25%
 14 precincts reported out of 14 total

Choice	Votes	Vote %
Juniper Flat RFPD, Director, Position 4 (Vote for 1)		
91 ballots (0 over voted ballots, 0 overvotes, 22 undervotes), 271 registered voters, turnout 33.58%		
Brian Silvey	69	100.00%
Write-in	0	0.00%
Total	69	100.00%
Overvotes	0	
Undervotes	22	
Juniper Flat RFPD, Director, Position 5 (Vote for 1)		
91 ballots (0 over voted ballots, 0 overvotes, 7 undervotes), 271 registered voters, turnout 33.58%		
Jerry Duling	84	100.00%
Write-in	0	0.00%
Total	84	100.00%
Overvotes	0	
Undervotes	7	
Mid Columbia Fire and Rescue, Director, Position 2 (Vote for 1)		
3468 ballots (0 over voted ballots, 0 overvotes, 1229 undervotes), 13777 registered voters, turnout 25.17%		
Corey Case	2217	99.02%
Write-in	22	0.98%
Total	2239	100.00%
Overvotes	0	
Undervotes	1229	
Mid Columbia Fire and Rescue, Director, Position 4 (Vote for 1)		
3468 ballots (0 over voted ballots, 0 overvotes, 1227 undervotes), 13777 registered voters, turnout 25.17%		
David J Jacobs	2213	98.75%
Write-in	28	1.25%
Total	2241	100.00%
Overvotes	0	
Undervotes	1227	
Mosier Fire District, Director, Position 2 (Vote for 1)		
293 ballots (0 over voted ballots, 0 overvotes, 69 undervotes), 841 registered voters, turnout 34.84%		
Todd Reeves	218	97.32%
Write-in	6	2.68%
Total	224	100.00%
Overvotes	0	
Undervotes	69	
Mosier Fire District, Director, Position 3 (Vote for 1)		
293 ballots (0 over voted ballots, 0 overvotes, 3 undervotes), 841 registered voters, turnout 34.84%		
Barbara Ayers	193	66.55%
Jim Appleton	55	18.97%
Peter Lawson	41	14.14%
Write-in	1	0.34%
Total	290	100.00%
Overvotes	0	
Undervotes	3	
Tygh Valley RFPD, Director, Position 1 (Vote for 1)		
83 ballots (0 over voted ballots, 0 overvotes, 18 undervotes), 300 registered voters, turnout 27.67%		
Dan Jaffe	64	98.46%
Write-in	1	1.54%
Total	65	100.00%
Overvotes	0	
Undervotes	18	

Statement of Votes Cast - Final Official Results
Wasco County, May 18, 2021 Special District Election
All Precincts, All Districts, All ScanStations, All Contests, All Boxes
Total Ballots Cast: 4749, Registered Voters: 18090, Overall Turnout: 26.25%
14 precincts reported out of 14 total

Choice	Votes	Vote %
Tygh Valley RFPD, Director, Position 4 (Vote for 1)		
83 ballots (0 over voted ballots, 0 overvotes, 14 undervotes), 300 registered voters, turnout 27.67%		
Steven Ellis	69	100.00%
Write-in	0	0.00%
Total	69	100.00%
Overvotes	0	
Undervotes	14	
Wamic RFPD, Director, Position 3 (Vote for 1)		
162 ballots (0 over voted ballots, 0 overvotes, 42 undervotes), 750 registered voters, turnout 21.60%		
Neil A Senger	119	99.17%
Write-in	1	0.83%
Total	120	100.00%
Overvotes	0	
Undervotes	42	
Wamic RFPD, Director, Position 4 (Vote for 1)		
162 ballots (0 over voted ballots, 0 overvotes, 50 undervotes), 750 registered voters, turnout 21.60%		
Larry Warren	108	96.43%
Write-in	4	3.57%
Total	112	100.00%
Overvotes	0	
Undervotes	50	
Wamic RFPD, Director, Position 5 (Vote for 1)		
162 ballots (0 over voted ballots, 0 overvotes, 146 undervotes), 750 registered voters, turnout 21.60%		
Write-in	16	100.00%
Total	16	100.00%
Overvotes	0	
Undervotes	146	
Pinegrove Water District, Director, Position 3 (Vote for 1)		
27 ballots (0 over voted ballots, 0 overvotes, 17 undervotes), 89 registered voters, turnout 30.34%		
Write-in	10	100.00%
Total	10	100.00%
Overvotes	0	
Undervotes	17	
Pinegrove Water District, Director, Position 4 (Vote for 1)		
27 ballots (0 over voted ballots, 0 overvotes, 19 undervotes), 89 registered voters, turnout 30.34%		
Write-in	8	100.00%
Total	8	100.00%
Overvotes	0	
Undervotes	19	
Pinegrove Water District, Director, Position 5 (Vote for 1)		
27 ballots (0 over voted ballots, 0 overvotes, 20 undervotes), 89 registered voters, turnout 30.34%		
Write-in	7	100.00%
Total	7	100.00%
Overvotes	0	
Undervotes	20	
Tooley Water District, Director, Position 1 (Vote for 1)		
16 ballots (0 over voted ballots, 0 overvotes, 2 undervotes), 69 registered voters, turnout 23.19%		
John Amery	14	100.00%
Write-in	0	0.00%
Total	14	100.00%
Overvotes	0	
Undervotes	2	

Statement of Votes Cast - Final Official Results
Wasco County, May 18, 2021 Special District Election
All Precincts, All Districts, All ScanStations, All Contests, All Boxes
Total Ballots Cast: 4749, Registered Voters: 18090, Overall Turnout: 26.25%
14 precincts reported out of 14 total

Choice	Votes	Vote %
--------	-------	--------

Tooley Water District, Director, Position 2 (Vote for 1)

16 ballots (0 over voted ballots, 0 overvotes, 3 undervotes), 69 registered voters, turnout 23.19%

Larry E Russ	13	100.00%
Write-in	0	0.00%
Total	13	100.00%
Overvotes	0	
Undervotes	3	

Tygh Valley Water District, Director, Position 4 (Vote for 1)

43 ballots (0 over voted ballots, 0 overvotes, 8 undervotes), 150 registered voters, turnout 28.67%

Sam Cobb	32	91.43%
Write-in	3	8.57%
Total	35	100.00%
Overvotes	0	
Undervotes	8	

Tygh Valley Water District, Director, Position 5 (Vote for 1)

43 ballots (0 over voted ballots, 0 overvotes, 6 undervotes), 150 registered voters, turnout 28.67%

Cliff Olson	37	100.00%
Write-in	0	0.00%
Total	37	100.00%
Overvotes	0	
Undervotes	6	

Wamic Water and Sanitary Authority, Director, Position 3 (Vote for 1)

13 ballots (0 over voted ballots, 0 overvotes, 13 undervotes), 89 registered voters, turnout 14.61%

Write-in	0	0.00%
Total	0	0.00%
Overvotes	0	
Undervotes	13	

Wamic Water and Sanitary Authority, Director, Position 4 (Vote for 1)

13 ballots (0 over voted ballots, 0 overvotes, 5 undervotes), 89 registered voters, turnout 14.61%

Robert A Goleman	8	100.00%
Write-in	0	0.00%
Total	8	100.00%
Overvotes	0	
Undervotes	5	

Wamic Water and Sanitary Authority, Director, Position 5 (Vote for 1)

13 ballots (0 over voted ballots, 0 overvotes, 4 undervotes), 89 registered voters, turnout 14.61%

Glenn Crawford	9	100.00%
Write-in	0	0.00%
Total	9	100.00%
Overvotes	0	
Undervotes	4	

Jefferson County Library District Board, Position 3 (Vote for 1)

163 ballots (0 over voted ballots, 0 overvotes, 35 undervotes), 497 registered voters, turnout 32.80%

Susan Stovall	125	97.66%
Write-in	3	2.34%
Total	128	100.00%
Overvotes	0	
Undervotes	35	

Jefferson County Library District Board, Position 4 (Vote for 1)

163 ballots (0 over voted ballots, 0 overvotes, 36 undervotes), 497 registered voters, turnout 32.80%

Karen Esvelt	124	97.64%
Write-in	3	2.36%

Statement of Votes Cast - Final Official Results
 Wasco County, May 18, 2021 Special District Election
 All Precincts, All Districts, All ScanStations, All Contests, All Boxes
 Total Ballots Cast: 4749, Registered Voters: 18090, Overall Turnout: 26.25%
 14 precincts reported out of 14 total

Choice	Votes	Vote %
Total	127	100.00%
Overvotes	0	
Undervotes	36	

Jefferson County Library District Board, Position 5 (Vote for 1)
163 ballots (0 over voted ballots, 0 overvotes, 29 undervotes), 497 registered voters, turnout 32.80%

Stephen Hillis	131	97.76%
Write-in	3	2.24%
Total	134	100.00%
Overvotes	0	
Undervotes	29	

Dufur Recreation District, Director, Position 2 (Vote for 1)
266 ballots (0 over voted ballots, 0 overvotes, 68 undervotes), 933 registered voters, turnout 28.51%

Stanley Ashbrook	189	95.45%
Write-in	9	4.55%
Total	198	100.00%
Overvotes	0	
Undervotes	68	

Dufur Recreation District, Director, Position 4 (Vote for 1)
266 ballots (0 over voted ballots, 0 overvotes, 68 undervotes), 933 registered voters, turnout 28.51%

William Parke	196	98.99%
Write-in	2	1.01%
Total	198	100.00%
Overvotes	0	
Undervotes	68	

Dufur Recreation District, Director, Position 5 (Vote for 1)
266 ballots (0 over voted ballots, 0 overvotes, 73 undervotes), 933 registered voters, turnout 28.51%

Steve Kramer	176	91.19%
Write-in	17	8.81%
Total	193	100.00%
Overvotes	0	
Undervotes	73	

N Wasco County Parks & Rec, Director, Position 1 (Vote for 1)
2932 ballots (0 over voted ballots, 0 overvotes, 220 undervotes), 11692 registered voters, turnout 25.08%

Justin Brock	366	13.50%
Michael Held	1098	40.49%
Rachel Carter	1241	45.76%
Write-in	7	0.26%
Total	2712	100.00%
Overvotes	0	
Undervotes	220	

N Wasco County Parks & Rec, Director, Position 4 (Vote for 1)
2932 ballots (0 over voted ballots, 0 overvotes, 1070 undervotes), 11692 registered voters, turnout 25.08%

Ellen Woods	1851	99.41%
Write-in	11	0.59%
Total	1862	100.00%
Overvotes	0	
Undervotes	1070	

N Wasco County Parks & Rec, Director, Position 5 (Vote for 1)
2932 ballots (0 over voted ballots, 0 overvotes, 352 undervotes), 11692 registered voters, turnout 25.08%

Annette Byers	1849	71.67%
Curtis Eggers	725	28.10%
Write-in	6	0.23%

Statement of Votes Cast - Final Official Results
 Wasco County, May 18, 2021 Special District Election
 All Precincts, All Districts, All ScanStations, All Contests, All Boxes
 Total Ballots Cast: 4749, Registered Voters: 18090, Overall Turnout: 26.25%
 14 precincts reported out of 14 total

Choice	Votes	Vote %
Total	2580	100.00%
Overvotes	0	
Undervotes	352	

South Wasco Park & Recreation, Director, Position 1 (Vote for 1)
480 ballots (0 over voted ballots, 0 overvotes, 143 undervotes), 1883 registered voters, turnout 25.49%

Lisa Gambee	334	99.11%
Write-in	3	0.89%
Total	337	100.00%
Overvotes	0	
Undervotes	143	

South Wasco Park & Recreation, Director, Position 2 (Vote for 1)
480 ballots (0 over voted ballots, 0 overvotes, 163 undervotes), 1883 registered voters, turnout 25.49%

Frank C Veenker	313	98.74%
Write-in	4	1.26%
Total	317	100.00%
Overvotes	0	
Undervotes	163	

South Wasco Park & Recreation, Director, Position 4 (Vote for 1)
480 ballots (0 over voted ballots, 0 overvotes, 444 undervotes), 1883 registered voters, turnout 25.49%

Write-in	36	100.00%
Total	36	100.00%
Overvotes	0	
Undervotes	444	

Port of The Dalles, Director, Position 1 (Vote for 1)
3772 ballots (0 over voted ballots, 0 overvotes, 429 undervotes), 14793 registered voters, turnout 25.50%

Robert Wallace	1979	59.20%
Jack J Hay	1350	40.38%
Write-in	14	0.42%
Total	3343	100.00%
Overvotes	0	
Undervotes	429	

Port of The Dalles, Director, Position 3 (Vote for 1)
3772 ballots (0 over voted ballots, 0 overvotes, 244 undervotes), 14793 registered voters, turnout 25.50%

John D Willer	1779	50.43%
Marcus Swift	1743	49.40%
Write-in	6	0.17%
Total	3528	100.00%
Overvotes	0	
Undervotes	244	

White River Health District, Director, Position 1 (Vote for 1)
456 ballots (0 over voted ballots, 0 overvotes, 158 undervotes), 1721 registered voters, turnout 26.50%

James Holycross	286	95.97%
Write-in	12	4.03%
Total	298	100.00%
Overvotes	0	
Undervotes	158	

White River Health District, Director, Position 2 (Vote for 1)
456 ballots (0 over voted ballots, 0 overvotes, 430 undervotes), 1721 registered voters, turnout 26.50%

Write-in	26	100.00%
Total	26	100.00%
Overvotes	0	
Undervotes	430	

Statement of Votes Cast - Final Official Results
Wasco County, May 18, 2021 Special District Election
All Precincts, All Districts, All ScanStations, All Contests, All Boxes
Total Ballots Cast: 4749, Registered Voters: 18090, Overall Turnout: 26.25%
14 precincts reported out of 14 total

Page: 11 of 11
2021-06-04
09:46:49

Choice	Votes	Vote %
White River Health District, Director, Position 3 (Vote for 1)		
456 ballots (0 over voted ballots, 0 overvotes, 144 undervotes), 1721 registered voters, turnout 26.50%		
Suzanne Knapp	299	95.83%
Write-in	13	4.17%
Total	312	100.00%
Overvotes	0	
Undervotes	144	
White River Health District, Director, Position 4 (Vote for 1)		
456 ballots (0 over voted ballots, 0 overvotes, 135 undervotes), 1721 registered voters, turnout 26.50%		
Andrew Houck	318	99.07%
Write-in	3	0.93%
Total	321	100.00%
Overvotes	0	
Undervotes	135	
White River Health District, Director, Position 5 (Vote for 1)		
456 ballots (0 over voted ballots, 0 overvotes, 437 undervotes), 1721 registered voters, turnout 26.50%		
Write-in	19	100.00%
Total	19	100.00%
Overvotes	0	
Undervotes	437	

Statement of Votes Cast - Final Official Precinct Level Detail
 Wasco County May 18, 2021 Special District Election
 All Precincts, All Districts, All ScanStations, All Contests, All Boxes
 Total Ballots Cast: 4749, Registered Voters: 18090, Overall Turnout: 26.25%
 14 precincts reported out of 14 total

Choice **Votes** **Vote %**
Precinct 01

Columbia Gorge Community College, Director, Position 1 (Vote for 1)
572 ballots (0 over voted ballots, 0 overvotes, 43 undervotes), 2856 registered voters, turnout 20.03%

Nathanael Stice	325	61.44%
Frank Polehn	202	38.19%
Write-in	2	0.38%
Total	529	100.00%
Overvotes	0	
Undervotes	43	

Columbia Gorge Community College, Director, Position 2 (Vote for 1)
572 ballots (0 over voted ballots, 0 overvotes, 186 undervotes), 2856 registered voters, turnout 20.03%

Jonathan Fost	381	98.70%
Write-in	5	1.30%
Total	386	100.00%
Overvotes	0	
Undervotes	186	

Columbia Gorge Community College, Director, Position 5 (Vote for 1)
572 ballots (0 over voted ballots, 0 overvotes, 182 undervotes), 2856 registered voters, turnout 20.03%

Kim Morgan	383	98.21%
Write-in	7	1.79%
Total	390	100.00%
Overvotes	0	
Undervotes	182	

Columbia Gorge Community College, Director, Position 7 (Vote for 1)
572 ballots (0 over voted ballots, 0 overvotes, 174 undervotes), 2856 registered voters, turnout 20.03%

Lucille Begay	391	98.24%
Write-in	7	1.76%
Total	398	100.00%
Overvotes	0	
Undervotes	174	

Columbia Gorge ESD, Director, Zone 2 (Vote for 1)
572 ballots (0 over voted ballots, 0 overvotes, 71 undervotes), 2856 registered voters, turnout 20.03%


Stacey Holeman	273	54.49%
Holly Price	224	44.71%
Write-in	4	0.80%
Total	501	100.00%
Overvotes	0	
Undervotes	71	

Columbia Gorge ESD, Director, Zone 4 - At Large (Vote for 1)
572 ballots (0 over voted ballots, 0 overvotes, 195 undervotes), 2856 registered voters, turnout 20.03%

Susan Blake Gabay	369	97.88%
Write-in	8	2.12%
Total	377	100.00%
Overvotes	0	
Undervotes	195	

N Wasco County School District #21, Director, Zone 4 (Vote for 1)
176 ballots (0 over voted ballots, 0 overvotes, 19 undervotes), 719 registered voters, turnout 24.4%

Carla McQuade	51	32.48%
John T Nelson	105	66.88%
Write-in	1	0.64%
Total	157	100.00%
Overvotes	0	
Undervotes	19	



I, Lisa Gamber, Wasco County Clerk, do hereby certify that the votes recorded on this report correctly summarize the tally of votes cast at the May 18, 2021 Special District Election.

Dated this 4th day of June 2021.

Lisa Gamber

Lisa Gamber
 Wasco County Clerk

Statement of Votes Cast - Final Official Precinct Level Detail
 Wasco County May 18, 2021 Special District Election
 All Precincts, All Districts, All ScanStations, All Contests, All Boxes
 Total Ballots Cast: 4749, Registered Voters: 18090, Overall Turnout: 26.25%
 14 precincts reported out of 14 total

Choice	Votes	Vote %
Mid Columbia Fire and Rescue, Director, Position 2 (Vote for 1)		
572 ballots (0 over voted ballots, 0 overvotes, 191 undervotes), 2856 registered voters, turnout 20.03%		
Corey Case	375	98.43%
Write-in	6	1.57%
Total	381	100.00%
Overvotes	0	
Undervotes	191	
Mid Columbia Fire and Rescue, Director, Position 4 (Vote for 1)		
572 ballots (0 over voted ballots, 0 overvotes, 192 undervotes), 2856 registered voters, turnout 20.03%		
David J Jacobs	377	99.21%
Write-in	3	0.79%
Total	380	100.00%
Overvotes	0	
Undervotes	192	
N Wasco County Parks & Rec, Director, Position 1 (Vote for 1)		
572 ballots (0 over voted ballots, 0 overvotes, 43 undervotes), 2856 registered voters, turnout 20.03%		
Justin Brock	100	18.90%
Michael Held	179	33.84%
Rachel Carter	248	46.88%
Write-in	2	0.38%
Total	529	100.00%
Overvotes	0	
Undervotes	43	
N Wasco County Parks & Rec, Director, Position 4 (Vote for 1)		
572 ballots (0 over voted ballots, 0 overvotes, 214 undervotes), 2856 registered voters, turnout 20.03%		
Ellen Woods	356	99.44%
Write-in	2	0.56%
Total	358	100.00%
Overvotes	0	
Undervotes	214	
N Wasco County Parks & Rec, Director, Position 5 (Vote for 1)		
572 ballots (0 over voted ballots, 0 overvotes, 71 undervotes), 2856 registered voters, turnout 20.03%		
Annette Byers	345	68.86%
Curtis Eggers	155	30.94%
Write-in	1	0.20%
Total	501	100.00%
Overvotes	0	
Undervotes	71	
Port of The Dalles, Director, Position 1 (Vote for 1)		
572 ballots (0 over voted ballots, 0 overvotes, 63 undervotes), 2856 registered voters, turnout 20.03%		
Robert Wallace	288	56.58%
Jack J Hay	220	43.22%
Write-in	1	0.20%
Total	509	100.00%
Overvotes	0	
Undervotes	63	
Port of The Dalles, Director, Position 3 (Vote for 1)		
572 ballots (0 over voted ballots, 0 overvotes, 30 undervotes), 2856 registered voters, turnout 20.03%		
John D Willer	293	54.06%
Marcus Swift	246	45.39%
Write-in	3	0.55%
Total	542	100.00%
Overvotes	0	
Undervotes	30	

Statement of Votes Cast - Final Official Precinct Level Detail
 Wasco County May 18, 2021 Special District Election
 All Precincts, All Districts, All ScanStations, All Contests, All Boxes
 Total Ballots Cast: 4749, Registered Voters: 18090, Overall Turnout: 26.25%
 14 precincts reported out of 14 total

Choice	Votes	Vote %
--------	-------	--------

Precinct 02

Columbia Gorge Community College, Director, Position 1 (Vote for 1)

831 ballots (0 over voted ballots, 0 overvotes, 79 undervotes), 2942 registered voters, turnout 28.25%

Nathanael Stice	573	76.20%
Frank Polehn	172	22.87%
Write-in	7	0.93%
Total	752	100.00%
Overvotes	0	
Undervotes	79	

Columbia Gorge Community College, Director, Position 2 (Vote for 1)

831 ballots (0 over voted ballots, 0 overvotes, 320 undervotes), 2942 registered voters, turnout 28.25%

Jonathan Fost	504	98.63%
Write-in	7	1.37%
Total	511	100.00%
Overvotes	0	
Undervotes	320	

Columbia Gorge Community College, Director, Position 5 (Vote for 1)

831 ballots (0 over voted ballots, 0 overvotes, 315 undervotes), 2942 registered voters, turnout 28.25%

Kim Morgan	510	98.84%
Write-in	6	1.16%
Total	516	100.00%
Overvotes	0	
Undervotes	315	

Columbia Gorge Community College, Director, Position 7 (Vote for 1)

831 ballots (0 over voted ballots, 0 overvotes, 299 undervotes), 2942 registered voters, turnout 28.25%

Lucille Begay	528	99.25%
Write-in	4	0.75%
Total	532	100.00%
Overvotes	0	
Undervotes	299	

Columbia Gorge ESD, Director, Zone 4 - At Large (Vote for 1)

831 ballots (0 over voted ballots, 0 overvotes, 331 undervotes), 2942 registered voters, turnout 28.25%

Susan Blake Gabay	488	97.60%
Write-in	12	2.40%
Total	500	100.00%
Overvotes	0	
Undervotes	331	

N Wasco County School District #21, Director, Zone 4 (Vote for 1)

160 ballots (0 over voted ballots, 0 overvotes, 24 undervotes), 718 registered voters, turnout 22.28%

Carla McQuade	44	32.35%
John T Nelson	89	65.44%
Write-in	3	2.21%
Total	136	100.00%
Overvotes	0	
Undervotes	24	

N Wasco County School District #21, Director, Zone 5 (Vote for 1)

501 ballots (0 over voted ballots, 0 overvotes, 21 undervotes), 1657 registered voters, turnout 30.24%

Brian Stevens	303	63.12%
Holly Gove	172	35.83%
Write-in	5	1.04%
Total	480	100.00%
Overvotes	0	
Undervotes	21	

Statement of Votes Cast - Final Official Precinct Level Detail
 Wasco County May 18, 2021 Special District Election
 All Precincts, All Districts, All ScanStations, All Contests, All Boxes
 Total Ballots Cast: 4749, Registered Voters: 18090, Overall Turnout: 26.25%
 14 precincts reported out of 14 total

Choice	Votes	Vote %
Mid Columbia Fire and Rescue, Director, Position 2 (Vote for 1)		
831 ballots (0 over voted ballots, 0 overvotes, 333 undervotes), 2942 registered voters, turnout 28.25%		
Corey Case	495	99.40%
Write-in	3	0.60%
Total	498	100.00%
Overvotes	0	
Undervotes	333	
Mid Columbia Fire and Rescue, Director, Position 4 (Vote for 1)		
831 ballots (0 over voted ballots, 0 overvotes, 324 undervotes), 2942 registered voters, turnout 28.25%		
David J Jacobs	503	99.21%
Write-in	4	0.79%
Total	507	100.00%
Overvotes	0	
Undervotes	324	
N Wasco County Parks & Rec, Director, Position 1 (Vote for 1)		
828 ballots (0 over voted ballots, 0 overvotes, 60 undervotes), 2894 registered voters, turnout 28.61%		
Justin Brock	73	9.51%
Michael Held	360	46.88%
Rachel Carter	332	43.23%
Write-in	3	0.39%
Total	768	100.00%
Overvotes	0	
Undervotes	60	
N Wasco County Parks & Rec, Director, Position 4 (Vote for 1)		
828 ballots (0 over voted ballots, 0 overvotes, 325 undervotes), 2894 registered voters, turnout 28.61%		
Ellen Woods	497	98.81%
Write-in	6	1.19%
Total	503	100.00%
Overvotes	0	
Undervotes	325	
N Wasco County Parks & Rec, Director, Position 5 (Vote for 1)		
828 ballots (0 over voted ballots, 0 overvotes, 114 undervotes), 2894 registered voters, turnout 28.61%		
Annette Byers	521	72.97%
Curtis Eggers	191	26.75%
Write-in	2	0.28%
Total	714	100.00%
Overvotes	0	
Undervotes	114	
Port of The Dalles, Director, Position 1 (Vote for 1)		
831 ballots (0 over voted ballots, 0 overvotes, 123 undervotes), 2942 registered voters, turnout 28.25%		
Robert Wallace	442	62.43%
Jack J Hay	263	37.15%
Write-in	3	0.42%
Total	708	100.00%
Overvotes	0	
Undervotes	123	
Port of The Dalles, Director, Position 3 (Vote for 1)		
831 ballots (0 over voted ballots, 0 overvotes, 57 undervotes), 2942 registered voters, turnout 28.25%		
John D Willer	350	45.22%
Marcus Swift	423	54.65%
Write-in	1	0.13%
Total	774	100.00%
Overvotes	0	
Undervotes	57	

Statement of Votes Cast - Final Official Precinct Level Detail
 Wasco County May 18, 2021 Special District Election
 All Precincts, All Districts, All ScanStations, All Contests, All Boxes
 Total Ballots Cast: 4749, Registered Voters: 18090, Overall Turnout: 26.25%
 14 precincts reported out of 14 total

Choice	Votes	Vote %
--------	-------	--------

Precinct 03

Columbia Gorge Community College, Director, Position 1 (Vote for 1)

675 ballots (0 over voted ballots, 0 overvotes, 46 undervotes), 2466 registered voters, turnout 27.37%

Nathanael Stice	469	74.56%
Frank Polehn	156	24.80%
Write-in	4	0.64%
Total	629	100.00%
Overvotes	0	
Undervotes	46	

Columbia Gorge Community College, Director, Position 2 (Vote for 1)

675 ballots (0 over voted ballots, 0 overvotes, 225 undervotes), 2466 registered voters, turnout 27.37%

Jonathan Fost	442	98.22%
Write-in	8	1.78%
Total	450	100.00%
Overvotes	0	
Undervotes	225	

Columbia Gorge Community College, Director, Position 5 (Vote for 1)

675 ballots (0 over voted ballots, 0 overvotes, 216 undervotes), 2466 registered voters, turnout 27.37%

Kim Morgan	453	98.69%
Write-in	6	1.31%
Total	459	100.00%
Overvotes	0	
Undervotes	216	

Columbia Gorge Community College, Director, Position 7 (Vote for 1)

675 ballots (0 over voted ballots, 0 overvotes, 211 undervotes), 2466 registered voters, turnout 27.37%

Lucille Begay	460	99.14%
Write-in	4	0.86%
Total	464	100.00%
Overvotes	0	
Undervotes	211	

Columbia Gorge ESD, Director, Zone 4 - At Large (Vote for 1)

675 ballots (0 over voted ballots, 0 overvotes, 225 undervotes), 2466 registered voters, turnout 27.37%

Susan Blake Gabay	447	99.33%
Write-in	3	0.67%
Total	450	100.00%
Overvotes	0	
Undervotes	225	

N Wasco County School District #21, Director, Zone 4 (Vote for 1)

76 ballots (0 over voted ballots, 0 overvotes, 5 undervotes), 344 registered voters, turnout 22.09%

Carla McQuade	32	45.07%
John T Nelson	37	52.11%
Write-in	2	2.82%
Total	71	100.00%
Overvotes	0	
Undervotes	5	

N Wasco County School District #21, Director, Zone 5 (Vote for 1)

114 ballots (0 over voted ballots, 0 overvotes, 4 undervotes), 435 registered voters, turnout 26.21%

Brian Stevens	77	70.00%
Holly Gove	32	29.09%
Write-in	1	0.91%
Total	110	100.00%
Overvotes	0	
Undervotes	4	

Statement of Votes Cast - Final Official Precinct Level Detail
 Wasco County May 18, 2021 Special District Election
 All Precincts, All Districts, All ScanStations, All Contests, All Boxes
 Total Ballots Cast: 4749, Registered Voters: 18090, Overall Turnout: 26.25%
 14 precincts reported out of 14 total

Choice	Votes	Vote %
N Wasco County School District #21, Director, Zone 7 (Vote for 1)		
52 ballots (0 over voted ballots, 0 overvotes, 14 undervotes), 84 registered voters, turnout 61.90%		
Judy Richardson	38	100.00%
Write-in	0	0.00%
Total	38	100.00%
Overvotes	0	
Undervotes	14	
Mid Columbia Fire and Rescue, Director, Position 2 (Vote for 1)		
675 ballots (0 over voted ballots, 0 overvotes, 233 undervotes), 2466 registered voters, turnout 27.37%		
Corey Case	438	99.10%
Write-in	4	0.90%
Total	442	100.00%
Overvotes	0	
Undervotes	233	
Mid Columbia Fire and Rescue, Director, Position 4 (Vote for 1)		
675 ballots (0 over voted ballots, 0 overvotes, 234 undervotes), 2466 registered voters, turnout 27.37%		
David J Jacobs	437	99.09%
Write-in	4	0.91%
Total	441	100.00%
Overvotes	0	
Undervotes	234	
N Wasco County Parks & Rec, Director, Position 1 (Vote for 1)		
675 ballots (0 over voted ballots, 0 overvotes, 35 undervotes), 2466 registered voters, turnout 27.37%		
Justin Brock	75	11.72%
Michael Held	293	45.78%
Rachel Carter	271	42.34%
Write-in	1	0.16%
Total	640	100.00%
Overvotes	0	
Undervotes	35	
N Wasco County Parks & Rec, Director, Position 4 (Vote for 1)		
675 ballots (0 over voted ballots, 0 overvotes, 237 undervotes), 2466 registered voters, turnout 27.37%		
Ellen Woods	435	99.32%
Write-in	3	0.68%
Total	438	100.00%
Overvotes	0	
Undervotes	237	
N Wasco County Parks & Rec, Director, Position 5 (Vote for 1)		
675 ballots (0 over voted ballots, 0 overvotes, 69 undervotes), 2466 registered voters, turnout 27.37%		
Annette Byers	430	70.96%
Curtis Eggers	174	28.71%
Write-in	2	0.33%
Total	606	100.00%
Overvotes	0	
Undervotes	69	
Port of The Dalles, Director, Position 1 (Vote for 1)		
675 ballots (0 over voted ballots, 0 overvotes, 80 undervotes), 2466 registered voters, turnout 27.37%		
Robert Wallace	350	58.82%
Jack J Hay	241	40.50%
Write-in	4	0.67%
Total	595	100.00%
Overvotes	0	
Undervotes	80	

Statement of Votes Cast - Final Official Precinct Level Detail
 Wasco County May 18, 2021 Special District Election
 All Precincts, All Districts, All ScanStations, All Contests, All Boxes
 Total Ballots Cast: 4749, Registered Voters: 18090, Overall Turnout: 26.25%
 14 precincts reported out of 14 total

Choice	Votes	Vote %
Port of The Dalles, Director, Position 3 (Vote for 1)		
675 ballots (0 over voted ballots, 0 overvotes, 28 undervotes), 2466 registered voters, turnout 27.37%		
John D Willer	275	42.50%
Marcus Swift	372	57.50%
Write-in	0	0.00%
Total	647	100.00%
Overvotes	0	
Undervotes	28	

Precinct 04

Columbia Gorge Community College, Director, Position 1 (Vote for 1)
560 ballots (0 over voted ballots, 0 overvotes, 47 undervotes), 1994 registered voters, turnout 28.08%

Nathanael Stice	365	71.15%
Frank Polehn	141	27.49%
Write-in	7	1.36%
Total	513	100.00%
Overvotes	0	
Undervotes	47	

Columbia Gorge Community College, Director, Position 2 (Vote for 1)
560 ballots (0 over voted ballots, 0 overvotes, 173 undervotes), 1994 registered voters, turnout 28.08%

Jonathan Fost	384	99.22%
Write-in	3	0.78%
Total	387	100.00%
Overvotes	0	
Undervotes	173	

Columbia Gorge Community College, Director, Position 5 (Vote for 1)
560 ballots (0 over voted ballots, 0 overvotes, 167 undervotes), 1994 registered voters, turnout 28.08%

Kim Morgan	392	99.75%
Write-in	1	0.25%
Total	393	100.00%
Overvotes	0	
Undervotes	167	

Columbia Gorge Community College, Director, Position 7 (Vote for 1)
560 ballots (0 over voted ballots, 0 overvotes, 160 undervotes), 1994 registered voters, turnout 28.08%

Lucille Begay	397	99.25%
Write-in	3	0.75%
Total	400	100.00%
Overvotes	0	
Undervotes	160	

Columbia Gorge ESD, Director, Zone 3 (Vote for 1)
560 ballots (0 over voted ballots, 0 overvotes, 184 undervotes), 1994 registered voters, turnout 28.08%

Tammarra Ferguson	374	99.47%
Write-in	2	0.53%
Total	376	100.00%
Overvotes	0	
Undervotes	184	

Columbia Gorge ESD, Director, Zone 4 - At Large (Vote for 1)
560 ballots (0 over voted ballots, 0 overvotes, 168 undervotes), 1994 registered voters, turnout 28.08%

Susan Blake Gabay	389	99.23%
Write-in	3	0.77%
Total	392	100.00%
Overvotes	0	
Undervotes	168	

Statement of Votes Cast - Final Official Precinct Level Detail
 Wasco County May 18, 2021 Special District Election
 All Precincts, All Districts, All ScanStations, All Contests, All Boxes
 Total Ballots Cast: 4749, Registered Voters: 18090, Overall Turnout: 26.25%
 14 precincts reported out of 14 total

Choice	Votes	Vote %
Dufur School District #29, Director, Position 1 (Vote for 1)		
<u>22 ballots (0 over voted ballots, 0 overvotes, 7 undervotes), 79 registered voters, turnout 27.85%</u>		
Anne Kelly	15	100.00%
Write-in	0	0.00%
Total	15	100.00%
Overvotes	0	
Undervotes	7	
Dufur School District #29, Director, Position 3 (Vote for 1)		
<u>22 ballots (0 over voted ballots, 0 overvotes, 5 undervotes), 79 registered voters, turnout 27.85%</u>		
Stanley Ashbrook	16	94.12%
Write-in	1	5.88%
Total	17	100.00%
Overvotes	0	
Undervotes	5	
Dufur School District #29, Director, Position 4 (Vote for 1)		
<u>22 ballots (0 over voted ballots, 0 overvotes, 6 undervotes), 79 registered voters, turnout 27.85%</u>		
Robert Wallace	16	100.00%
Write-in	0	0.00%
Total	16	100.00%
Overvotes	0	
Undervotes	6	
N Wasco County School District #21, Director, Zone 7 (Vote for 1)		
<u>538 ballots (0 over voted ballots, 0 overvotes, 141 undervotes), 1915 registered voters, turnout 28.09%</u>		
Judy Richardson	392	98.74%
Write-in	5	1.26%
Total	397	100.00%
Overvotes	0	
Undervotes	141	
Mid Columbia Fire and Rescue, Director, Position 2 (Vote for 1)		
<u>560 ballots (0 over voted ballots, 0 overvotes, 162 undervotes), 1994 registered voters, turnout 28.08%</u>		
Corey Case	393	98.74%
Write-in	5	1.26%
Total	398	100.00%
Overvotes	0	
Undervotes	162	
Mid Columbia Fire and Rescue, Director, Position 4 (Vote for 1)		
<u>560 ballots (0 over voted ballots, 0 overvotes, 177 undervotes), 1994 registered voters, turnout 28.08%</u>		
David J Jacobs	378	98.69%
Write-in	5	1.31%
Total	383	100.00%
Overvotes	0	
Undervotes	177	
N Wasco County Parks & Rec, Director, Position 1 (Vote for 1)		
<u>560 ballots (0 over voted ballots, 0 overvotes, 45 undervotes), 1994 registered voters, turnout 28.08%</u>		
Justin Brock	78	15.15%
Michael Held	194	37.67%
Rachel Carter	242	46.99%
Write-in	1	0.19%
Total	515	100.00%
Overvotes	0	
Undervotes	45	

Statement of Votes Cast - Final Official Precinct Level Detail
 Wasco County May 18, 2021 Special District Election
 All Precincts, All Districts, All ScanStations, All Contests, All Boxes
 Total Ballots Cast: 4749, Registered Voters: 18090, Overall Turnout: 26.25%
 14 precincts reported out of 14 total

Choice	Votes	Vote %
--------	-------	--------

N Wasco County Parks & Rec, Director, Position 4 (Vote for 1)

560 ballots (0 over voted ballots, 0 overvotes, 187 undervotes), 1994 registered voters, turnout 28.08%

Ellen Woods	373	100.00%
Write-in	0	0.00%
Total	373	100.00%
Overvotes	0	
Undervotes	187	

N Wasco County Parks & Rec, Director, Position 5 (Vote for 1)

560 ballots (0 over voted ballots, 0 overvotes, 64 undervotes), 1994 registered voters, turnout 28.08%

Annette Byers	363	73.19%
Curtis Eggers	132	26.61%
Write-in	1	0.20%
Total	496	100.00%
Overvotes	0	
Undervotes	64	

Port of The Dalles, Director, Position 1 (Vote for 1)

560 ballots (0 over voted ballots, 0 overvotes, 60 undervotes), 1994 registered voters, turnout 28.08%

Robert Wallace	294	58.80%
Jack J Hay	205	41.00%
Write-in	1	0.20%
Total	500	100.00%
Overvotes	0	
Undervotes	60	

Port of The Dalles, Director, Position 3 (Vote for 1)

560 ballots (0 over voted ballots, 0 overvotes, 26 undervotes), 1994 registered voters, turnout 28.08%

John D Willer	265	49.63%
Marcus Swift	268	50.19%
Write-in	1	0.19%
Total	534	100.00%
Overvotes	0	
Undervotes	26	

Precinct 05

Columbia Gorge Community College, Director, Position 1 (Vote for 1)

565 ballots (0 over voted ballots, 0 overvotes, 101 undervotes), 2126 registered voters, turnout 26.58%

Nathanael Stice	351	75.65%
Frank Polehn	111	23.92%
Write-in	2	0.43%
Total	464	100.00%
Overvotes	0	
Undervotes	101	

Columbia Gorge Community College, Director, Position 2 (Vote for 1)

565 ballots (0 over voted ballots, 0 overvotes, 259 undervotes), 2126 registered voters, turnout 26.58%

Jonathan Fost	300	98.04%
Write-in	6	1.96%
Total	306	100.00%
Overvotes	0	
Undervotes	259	

Columbia Gorge Community College, Director, Position 5 (Vote for 1)

565 ballots (0 over voted ballots, 0 overvotes, 263 undervotes), 2126 registered voters, turnout 26.58%

Kim Morgan	298	98.68%
Write-in	4	1.32%

Statement of Votes Cast - Final Official Precinct Level Detail
 Wasco County May 18, 2021 Special District Election
 All Precincts, All Districts, All ScanStations, All Contests, All Boxes
 Total Ballots Cast: 4749, Registered Voters: 18090, Overall Turnout: 26.25%
 14 precincts reported out of 14 total

Choice	Votes	Vote %
Total	302	100.00%
Overvotes	0	
Undervotes	263	

Columbia Gorge Community College, Director, Position 7 (Vote for 1)

565 ballots (0 over voted ballots, 0 overvotes, 246 undervotes), 2126 registered voters, turnout 26.58%

Lucille Begay	315	98.75%
Write-in	4	1.25%
Total	319	100.00%
Overvotes	0	
Undervotes	246	

Columbia Gorge ESD, Director, Zone 2 (Vote for 1)

565 ballots (0 over voted ballots, 0 overvotes, 161 undervotes), 2126 registered voters, turnout 26.58%

Stacey Holeman	221	54.70%
Holly Price	181	44.80%
Write-in	2	0.50%
Total	404	100.00%
Overvotes	0	
Undervotes	161	

Columbia Gorge ESD, Director, Zone 4 - At Large (Vote for 1)

565 ballots (0 over voted ballots, 0 overvotes, 241 undervotes), 2126 registered voters, turnout 26.58%

Susan Blake Gabay	317	97.84%
Write-in	7	2.16%
Total	324	100.00%
Overvotes	0	
Undervotes	241	

N Wasco County School District #21, Director, Zone 1 (Vote for 1)

565 ballots (0 over voted ballots, 0 overvotes, 93 undervotes), 2126 registered voters, turnout 26.58%

Rebecca Thistlethwaite	265	56.14%
Mary N Morehouse	206	43.64%
Write-in	1	0.21%
Total	472	100.00%
Overvotes	0	
Undervotes	93	

Mid Columbia Fire and Rescue, Director, Position 2 (Vote for 1)

258 ballots (0 over voted ballots, 0 overvotes, 106 undervotes), 1252 registered voters, turnout 20.61%

Corey Case	149	98.03%
Write-in	3	1.97%
Total	152	100.00%
Overvotes	0	
Undervotes	106	

Mid Columbia Fire and Rescue, Director, Position 4 (Vote for 1)

258 ballots (0 over voted ballots, 0 overvotes, 106 undervotes), 1252 registered voters, turnout 20.61%

David J Jacobs	145	95.39%
Write-in	7	4.61%
Total	152	100.00%
Overvotes	0	
Undervotes	106	

Mosier Fire District, Director, Position 2 (Vote for 1)

293 ballots (0 over voted ballots, 0 overvotes, 69 undervotes), 841 registered voters, turnout 34.84%

Todd Reeves	218	97.32%
Write-in	6	2.68%

Statement of Votes Cast - Final Official Precinct Level Detail
 Wasco County May 18, 2021 Special District Election
 All Precincts, All Districts, All ScanStations, All Contests, All Boxes
 Total Ballots Cast: 4749, Registered Voters: 18090, Overall Turnout: 26.25%
 14 precincts reported out of 14 total

Choice	Votes	Vote %
Total	224	100.00%
Overvotes	0	
Undervotes	69	

Mosier Fire District, Director, Position 3 (Vote for 1)

293 ballots (0 over voted ballots, 0 overvotes, 3 undervotes), 841 registered voters, turnout 34.84%

Barbara Ayers	193	66.55%
Jim Appleton	55	18.97%
Peter Lawson	41	14.14%
Write-in	1	0.34%
Total	290	100.00%
Overvotes	0	
Undervotes	3	

Tooley Water District, Director, Position 1 (Vote for 1)

16 ballots (0 over voted ballots, 0 overvotes, 2 undervotes), 69 registered voters, turnout 23.19%

John Amery	14	100.00%
Write-in	0	0.00%
Total	14	100.00%
Overvotes	0	
Undervotes	2	

Tooley Water District, Director, Position 2 (Vote for 1)

16 ballots (0 over voted ballots, 0 overvotes, 3 undervotes), 69 registered voters, turnout 23.19%

Larry E Russ	13	100.00%
Write-in	0	0.00%
Total	13	100.00%
Overvotes	0	
Undervotes	3	

N Wasco County Parks & Rec, Director, Position 1 (Vote for 1)

98 ballots (0 over voted ballots, 0 overvotes, 11 undervotes), 600 registered voters, turnout 16.33%

Justin Brock	10	11.49%
Michael Held	20	22.99%
Rachel Carter	57	65.52%
Write-in	0	0.00%
Total	87	100.00%
Overvotes	0	
Undervotes	11	

N Wasco County Parks & Rec, Director, Position 4 (Vote for 1)

98 ballots (0 over voted ballots, 0 overvotes, 41 undervotes), 600 registered voters, turnout 16.33%

Ellen Woods	57	100.00%
Write-in	0	0.00%
Total	57	100.00%
Overvotes	0	
Undervotes	41	

N Wasco County Parks & Rec, Director, Position 5 (Vote for 1)

98 ballots (0 over voted ballots, 0 overvotes, 11 undervotes), 600 registered voters, turnout 16.33%

Annette Byers	64	73.56%
Curtis Eggers	23	26.44%
Write-in	0	0.00%
Total	87	100.00%
Overvotes	0	
Undervotes	11	

Port of The Dalles, Director, Position 1 (Vote for 1)

208 ballots (0 over voted ballots, 0 overvotes, 31 undervotes), 1074 registered voters, turnout 19.37%

Robert Wallace	94	53.11%
Jack J Hay	83	46.89%

Statement of Votes Cast - Final Official Precinct Level Detail
 Wasco County May 18, 2021 Special District Election
 All Precincts, All Districts, All ScanStations, All Contests, All Boxes
 Total Ballots Cast: 4749, Registered Voters: 18090, Overall Turnout: 26.25%
 14 precincts reported out of 14 total

Choice	Votes	Vote %
Write-in	0	0.00%
Total	177	100.00%
Overvotes	0	
Undervotes	31	

Port of The Dalles, Director, Position 3 (Vote for 1)

208 ballots (0 over voted ballots, 0 overvotes, 19 undervotes), 1074 registered voters, turnout 19.37%

John D Willer	106	56.08%
Marcus Swift	83	43.92%
Write-in	0	0.00%
Total	189	100.00%
Overvotes	0	
Undervotes	19	

Precinct 06

Columbia Gorge Community College, Director, Position 1 (Vote for 1)

106 ballots (0 over voted ballots, 0 overvotes, 8 undervotes), 590 registered voters, turnout 17.97%

Nathanael Stice	62	63.27%
Frank Polehn	36	36.73%
Write-in	0	0.00%
Total	98	100.00%
Overvotes	0	
Undervotes	8	

Columbia Gorge Community College, Director, Position 2 (Vote for 1)

106 ballots (0 over voted ballots, 0 overvotes, 34 undervotes), 590 registered voters, turnout 17.97%

Jonathan Fost	72	100.00%
Write-in	0	0.00%
Total	72	100.00%
Overvotes	0	
Undervotes	34	

Columbia Gorge Community College, Director, Position 5 (Vote for 1)

106 ballots (0 over voted ballots, 0 overvotes, 35 undervotes), 590 registered voters, turnout 17.97%

Kim Morgan	71	100.00%
Write-in	0	0.00%
Total	71	100.00%
Overvotes	0	
Undervotes	35	

Columbia Gorge Community College, Director, Position 7 (Vote for 1)

106 ballots (0 over voted ballots, 0 overvotes, 29 undervotes), 590 registered voters, turnout 17.97%

Lucille Begay	77	100.00%
Write-in	0	0.00%
Total	77	100.00%
Overvotes	0	
Undervotes	29	

Columbia Gorge ESD, Director, Zone 4 - At Large (Vote for 1)

106 ballots (0 over voted ballots, 0 overvotes, 30 undervotes), 590 registered voters, turnout 17.97%

Susan Blake Gabay	76	100.00%
Write-in	0	0.00%
Total	76	100.00%
Overvotes	0	
Undervotes	30	

Mid Columbia Fire and Rescue, Director, Position 2 (Vote for 1)

106 ballots (0 over voted ballots, 0 overvotes, 33 undervotes), 590 registered voters, turnout 17.97%

Corey Case	73	100.00%
Write-in	0	0.00%

Statement of Votes Cast - Final Official Precinct Level Detail
 Wasco County May 18, 2021 Special District Election
 All Precincts, All Districts, All ScanStations, All Contests, All Boxes
 Total Ballots Cast: 4749, Registered Voters: 18090, Overall Turnout: 26.25%
 14 precincts reported out of 14 total

Choice	Votes	Vote %
Total	73	100.00%
Overvotes	0	
Undervotes	33	

Mid Columbia Fire and Rescue, Director, Position 4 (Vote for 1)
106 ballots (0 over voted ballots, 0 overvotes, 31 undervotes), 590 registered voters, turnout 17.97%

David J Jacobs	74	98.67%
Write-in	1	1.33%
Total	75	100.00%
Overvotes	0	
Undervotes	31	

N Wasco County Parks & Rec, Director, Position 1 (Vote for 1)
106 ballots (0 over voted ballots, 0 overvotes, 9 undervotes), 590 registered voters, turnout 17.97%

Justin Brock	17	17.53%
Michael Held	30	30.93%
Rachel Carter	50	51.55%
Write-in	0	0.00%
Total	97	100.00%
Overvotes	0	
Undervotes	9	

N Wasco County Parks & Rec, Director, Position 4 (Vote for 1)
106 ballots (0 over voted ballots, 0 overvotes, 35 undervotes), 590 registered voters, turnout 17.97%

Ellen Woods	71	100.00%
Write-in	0	0.00%
Total	71	100.00%
Overvotes	0	
Undervotes	35	

N Wasco County Parks & Rec, Director, Position 5 (Vote for 1)
106 ballots (0 over voted ballots, 0 overvotes, 12 undervotes), 590 registered voters, turnout 17.97%

Annette Byers	67	71.28%
Curtis Eggers	27	28.72%
Write-in	0	0.00%
Total	94	100.00%
Overvotes	0	
Undervotes	12	

Port of The Dalles, Director, Position 1 (Vote for 1)
106 ballots (0 over voted ballots, 0 overvotes, 6 undervotes), 590 registered voters, turnout 17.97%

Robert Wallace	51	51.00%
Jack J Hay	48	48.00%
Write-in	1	1.00%
Total	100	100.00%
Overvotes	0	
Undervotes	6	

Port of The Dalles, Director, Position 3 (Vote for 1)
106 ballots (0 over voted ballots, 0 overvotes, 6 undervotes), 590 registered voters, turnout 17.97%

John D Willer	51	51.00%
Marcus Swift	49	49.00%
Write-in	0	0.00%
Total	100	100.00%
Overvotes	0	
Undervotes	6	

Statement of Votes Cast - Final Official Precinct Level Detail
 Wasco County May 18, 2021 Special District Election
 All Precincts, All Districts, All ScanStations, All Contests, All Boxes
 Total Ballots Cast: 4749, Registered Voters: 18090, Overall Turnout: 26.25%
 14 precincts reported out of 14 total

Choice	Votes	Vote %
Columbia Gorge Community College, Director, Position 1 (Vote for 1)		
318 ballots (0 over voted ballots, 0 overvotes, 22 undervotes), 1158 registered voters, turnout 27.46%		
Nathanael Stice	202	68.24%
Frank Polehn	94	31.76%
Write-in	0	0.00%
Total	296	100.00%
Overvotes	0	
Undervotes	22	
Columbia Gorge Community College, Director, Position 2 (Vote for 1)		
318 ballots (0 over voted ballots, 0 overvotes, 122 undervotes), 1158 registered voters, turnout 27.46%		
Jonathan Fost	196	100.00%
Write-in	0	0.00%
Total	196	100.00%
Overvotes	0	
Undervotes	122	
Columbia Gorge Community College, Director, Position 5 (Vote for 1)		
318 ballots (0 over voted ballots, 0 overvotes, 127 undervotes), 1158 registered voters, turnout 27.46%		
Kim Morgan	189	98.95%
Write-in	2	1.05%
Total	191	100.00%
Overvotes	0	
Undervotes	127	
Columbia Gorge Community College, Director, Position 7 (Vote for 1)		
318 ballots (0 over voted ballots, 0 overvotes, 110 undervotes), 1158 registered voters, turnout 27.46%		
Lucille Begay	208	100.00%
Write-in	0	0.00%
Total	208	100.00%
Overvotes	0	
Undervotes	110	
Columbia Gorge ESD, Director, Zone 2 (Vote for 1)		
318 ballots (0 over voted ballots, 0 overvotes, 53 undervotes), 1158 registered voters, turnout 27.46%		
Stacey Holeman	175	66.04%
Holly Price	88	33.21%
Write-in	2	0.75%
Total	265	100.00%
Overvotes	0	
Undervotes	53	
Columbia Gorge ESD, Director, Zone 4 - At Large (Vote for 1)		
318 ballots (0 over voted ballots, 0 overvotes, 126 undervotes), 1158 registered voters, turnout 27.46%		
Susan Blake Gabay	189	98.44%
Write-in	3	1.56%
Total	192	100.00%
Overvotes	0	
Undervotes	126	
Mid Columbia Fire and Rescue, Director, Position 2 (Vote for 1)		
318 ballots (0 over voted ballots, 0 overvotes, 118 undervotes), 1158 registered voters, turnout 27.46%		
Corey Case	199	99.50%
Write-in	1	0.50%
Total	200	100.00%
Overvotes	0	
Undervotes	118	

Statement of Votes Cast - Final Official Precinct Level Detail
 Wasco County May 18, 2021 Special District Election
 All Precincts, All Districts, All ScanStations, All Contests, All Boxes
 Total Ballots Cast: 4749, Registered Voters: 18090, Overall Turnout: 26.25%
 14 precincts reported out of 14 total

Choice	Votes	Vote %
--------	-------	--------

Mid Columbia Fire and Rescue, Director, Position 4 (Vote for 1)

318 ballots (0 over voted ballots, 0 overvotes, 108 undervotes), 1158 registered voters, turnout 27.46%

David J Jacobs	206	98.10%
Write-in	4	1.90%
Total	210	100.00%
Overvotes	0	
Undervotes	108	

N Wasco County Parks & Rec, Director, Position 1 (Vote for 1)

33 ballots (0 over voted ballots, 0 overvotes, 7 undervotes), 106 registered voters, turnout 31.13%

Justin Brock	3	11.54%
Michael Held	7	26.92%
Rachel Carter	16	61.54%
Write-in	0	0.00%
Total	26	100.00%
Overvotes	0	
Undervotes	7	

N Wasco County Parks & Rec, Director, Position 4 (Vote for 1)

33 ballots (0 over voted ballots, 0 overvotes, 11 undervotes), 106 registered voters, turnout 31.13%

Ellen Woods	22	100.00%
Write-in	0	0.00%
Total	22	100.00%
Overvotes	0	
Undervotes	11	

N Wasco County Parks & Rec, Director, Position 5 (Vote for 1)

33 ballots (0 over voted ballots, 0 overvotes, 1 undervotes), 106 registered voters, turnout 31.13%

Annette Byers	23	71.88%
Curtis Eggers	9	28.12%
Write-in	0	0.00%
Total	32	100.00%
Overvotes	0	
Undervotes	1	

Port of The Dalles, Director, Position 1 (Vote for 1)

318 ballots (0 over voted ballots, 0 overvotes, 34 undervotes), 1158 registered voters, turnout 27.46%

Robert Wallace	156	54.93%
Jack J Hay	124	43.66%
Write-in	4	1.41%
Total	284	100.00%
Overvotes	0	
Undervotes	34	

Port of The Dalles, Director, Position 3 (Vote for 1)

318 ballots (0 over voted ballots, 0 overvotes, 25 undervotes), 1158 registered voters, turnout 27.46%

John D Willer	174	59.39%
Marcus Swift	119	40.61%
Write-in	0	0.00%
Total	293	100.00%
Overvotes	0	
Undervotes	25	

Precinct 08

Columbia Gorge Community College, Director, Position 1 (Vote for 1)

110 ballots (0 over voted ballots, 0 overvotes, 18 undervotes), 397 registered voters, turnout 27.71%

Nathanael Stice	32	34.78%
Frank Polehn	58	63.04%
Write-in	2	2.17%

Statement of Votes Cast - Final Official Precinct Level Detail
 Wasco County May 18, 2021 Special District Election
 All Precincts, All Districts, All ScanStations, All Contests, All Boxes
 Total Ballots Cast: 4749, Registered Voters: 18090, Overall Turnout: 26.25%
 14 precincts reported out of 14 total

Choice	Votes	Vote %
Total	92	100.00%
Overvotes	0	
Undervotes	18	

Columbia Gorge Community College, Director, Position 2 (Vote for 1)
110 ballots (0 over voted ballots, 0 overvotes, 55 undervotes), 397 registered voters, turnout 27.71%

Jonathan Fost	52	94.55%
Write-in	3	5.45%
Total	55	100.00%
Overvotes	0	
Undervotes	55	

Columbia Gorge Community College, Director, Position 5 (Vote for 1)
110 ballots (0 over voted ballots, 0 overvotes, 56 undervotes), 397 registered voters, turnout 27.71%

Kim Morgan	52	96.30%
Write-in	2	3.70%
Total	54	100.00%
Overvotes	0	
Undervotes	56	

Columbia Gorge Community College, Director, Position 7 (Vote for 1)
110 ballots (0 over voted ballots, 0 overvotes, 53 undervotes), 397 registered voters, turnout 27.71%

Lucille Begay	55	96.49%
Write-in	2	3.51%
Total	57	100.00%
Overvotes	0	
Undervotes	53	

Columbia Gorge ESD, Director, Zone 3 (Vote for 1)
110 ballots (0 over voted ballots, 0 overvotes, 57 undervotes), 397 registered voters, turnout 27.71%

Tammarra Ferguson	50	94.34%
Write-in	3	5.66%
Total	53	100.00%
Overvotes	0	
Undervotes	57	

Columbia Gorge ESD, Director, Zone 4 - At Large (Vote for 1)
110 ballots (0 over voted ballots, 0 overvotes, 60 undervotes), 397 registered voters, turnout 27.71%

Susan Blake Gabay	48	96.00%
Write-in	2	4.00%
Total	50	100.00%
Overvotes	0	
Undervotes	60	

Dufur School District #29, Director, Position 1 (Vote for 1)
110 ballots (0 over voted ballots, 0 overvotes, 46 undervotes), 397 registered voters, turnout 27.71%

Anne Kelly	59	92.19%
Write-in	5	7.81%
Total	64	100.00%
Overvotes	0	
Undervotes	46	

Dufur School District #29, Director, Position 3 (Vote for 1)
110 ballots (0 over voted ballots, 0 overvotes, 41 undervotes), 397 registered voters, turnout 27.71%

Stanley Ashbrook	67	97.10%
Write-in	2	2.90%
Total	69	100.00%
Overvotes	0	
Undervotes	41	

Statement of Votes Cast - Final Official Precinct Level Detail
 Wasco County May 18, 2021 Special District Election
 All Precincts, All Districts, All ScanStations, All Contests, All Boxes
 Total Ballots Cast: 4749, Registered Voters: 18090, Overall Turnout: 26.25%
 14 precincts reported out of 14 total

Choice	Votes	Vote %
Dufur School District #29, Director, Position 4 (Vote for 1)		
110 ballots (0 over voted ballots, 0 overvotes, 39 undervotes), 397 registered voters, turnout 27.71%		
Robert Wallace	65	91.55%
Write-in	6	8.45%
Total	71	100.00%
Overvotes	0	
Undervotes	39	

Dufur Recreation District, Director, Position 2 (Vote for 1)		
84 ballots (0 over voted ballots, 0 overvotes, 32 undervotes), 320 registered voters, turnout 26.25%		
Stanley Ashbrook	52	100.00%
Write-in	0	0.00%
Total	52	100.00%
Overvotes	0	
Undervotes	32	

Dufur Recreation District, Director, Position 4 (Vote for 1)		
84 ballots (0 over voted ballots, 0 overvotes, 36 undervotes), 320 registered voters, turnout 26.25%		
William Parke	48	100.00%
Write-in	0	0.00%
Total	48	100.00%
Overvotes	0	
Undervotes	36	

Dufur Recreation District, Director, Position 5 (Vote for 1)		
84 ballots (0 over voted ballots, 0 overvotes, 33 undervotes), 320 registered voters, turnout 26.25%		
Steve Kramer	43	84.31%
Write-in	8	15.69%
Total	51	100.00%
Overvotes	0	
Undervotes	33	

Port of The Dalles, Director, Position 1 (Vote for 1)		
110 ballots (0 over voted ballots, 0 overvotes, 7 undervotes), 397 registered voters, turnout 27.71%		
Robert Wallace	58	56.31%
Jack J Hay	45	43.69%
Write-in	0	0.00%
Total	103	100.00%
Overvotes	0	
Undervotes	7	

Port of The Dalles, Director, Position 3 (Vote for 1)		
110 ballots (0 over voted ballots, 0 overvotes, 14 undervotes), 397 registered voters, turnout 27.71%		
John D Willer	48	50.00%
Marcus Swift	47	48.96%
Write-in	1	1.04%
Total	96	100.00%
Overvotes	0	
Undervotes	14	

Precinct 09

Columbia Gorge Community College, Director, Position 1 (Vote for 1)		
194 ballots (0 over voted ballots, 0 overvotes, 58 undervotes), 826 registered voters, turnout 23.49%		
Nathanael Stice	72	52.94%
Frank Polehn	63	46.32%
Write-in	1	0.74%
Total	136	100.00%
Overvotes	0	
Undervotes	58	

Statement of Votes Cast - Final Official Precinct Level Detail
 Wasco County May 18, 2021 Special District Election
 All Precincts, All Districts, All ScanStations, All Contests, All Boxes
 Total Ballots Cast: 4749, Registered Voters: 18090, Overall Turnout: 26.25%
 14 precincts reported out of 14 total

Choice	Votes	Vote %
--------	-------	--------

Columbia Gorge Community College, Director, Position 2 (Vote for 1)

194 ballots (0 over voted ballots, 0 overvotes, 74 undervotes), 826 registered voters, turnout 23.49%

Jonathan Fost	119	99.17%
Write-in	1	0.83%
Total	120	100.00%
Overvotes	0	
Undervotes	74	

Columbia Gorge Community College, Director, Position 5 (Vote for 1)

194 ballots (0 over voted ballots, 0 overvotes, 75 undervotes), 826 registered voters, turnout 23.49%

Kim Morgan	117	98.32%
Write-in	2	1.68%
Total	119	100.00%
Overvotes	0	
Undervotes	75	

Columbia Gorge Community College, Director, Position 7 (Vote for 1)

194 ballots (0 over voted ballots, 0 overvotes, 79 undervotes), 826 registered voters, turnout 23.49%

Lucille Begay	112	97.39%
Write-in	3	2.61%
Total	115	100.00%
Overvotes	0	
Undervotes	79	

Columbia Gorge ESD, Director, Zone 3 (Vote for 1)

194 ballots (0 over voted ballots, 0 overvotes, 62 undervotes), 826 registered voters, turnout 23.49%

Tammarra Ferguson	131	99.24%
Write-in	1	0.76%
Total	132	100.00%
Overvotes	0	
Undervotes	62	

Columbia Gorge ESD, Director, Zone 4 - At Large (Vote for 1)

194 ballots (0 over voted ballots, 0 overvotes, 77 undervotes), 826 registered voters, turnout 23.49%

Susan Blake Gabay	116	99.15%
Write-in	1	0.85%
Total	117	100.00%
Overvotes	0	
Undervotes	77	

South Wasco Co School District #1, Director, Zone 1 (Vote for 1)

194 ballots (0 over voted ballots, 0 overvotes, 48 undervotes), 826 registered voters, turnout 23.49%

Howard Fetz	63	43.15%
Paul Koerschgen	83	56.85%
Write-in	0	0.00%
Total	146	100.00%
Overvotes	0	
Undervotes	48	

South Wasco Co School District #1, Director, Zone 3 (Vote for 1)

194 ballots (0 over voted ballots, 0 overvotes, 45 undervotes), 826 registered voters, turnout 23.49%

Joshua Thompson	149	100.00%
Write-in	0	0.00%
Total	149	100.00%
Overvotes	0	
Undervotes	45	

South Wasco Co School District #1, Director, Zone 4 (Vote for 1)

194 ballots (0 over voted ballots, 0 overvotes, 57 undervotes), 826 registered voters, turnout 23.49%

Tammarra Ferguson	136	99.27%
-------------------	-----	--------

Statement of Votes Cast - Final Official Precinct Level Detail
 Wasco County May 18, 2021 Special District Election
 All Precincts, All Districts, All ScanStations, All Contests, All Boxes
 Total Ballots Cast: 4749, Registered Voters: 18090, Overall Turnout: 26.25%
 14 precincts reported out of 14 total

Choice	Votes	Vote %
Write-in	1	0.73%
Total	137	100.00%
Overvotes	0	
Undervotes	57	

South Wasco Co School District #1, Director, Zone 6 (Vote for 1)

194 ballots (0 over voted ballots, 0 overvotes, 41 undervotes), 826 registered voters, turnout 23.49%

Kevin Duling	152	99.35%
Write-in	1	0.65%
Total	153	100.00%
Overvotes	0	
Undervotes	41	

Tygh Valley RFPD, Director, Position 1 (Vote for 1)

32 ballots (0 over voted ballots, 0 overvotes, 7 undervotes), 76 registered voters, turnout 42.11%

Dan Jaffe	25	100.00%
Write-in	0	0.00%
Total	25	100.00%
Overvotes	0	
Undervotes	7	

Tygh Valley RFPD, Director, Position 4 (Vote for 1)

32 ballots (0 over voted ballots, 0 overvotes, 6 undervotes), 76 registered voters, turnout 42.11%

Steven Ellis	26	100.00%
Write-in	0	0.00%
Total	26	100.00%
Overvotes	0	
Undervotes	6	

Wamic RFPD, Director, Position 3 (Vote for 1)

162 ballots (0 over voted ballots, 0 overvotes, 42 undervotes), 749 registered voters, turnout 21.63%

Neil A Senger	119	99.17%
Write-in	1	0.83%
Total	120	100.00%
Overvotes	0	
Undervotes	42	

Wamic RFPD, Director, Position 4 (Vote for 1)

162 ballots (0 over voted ballots, 0 overvotes, 50 undervotes), 749 registered voters, turnout 21.63%

Larry Warren	108	96.43%
Write-in	4	3.57%
Total	112	100.00%
Overvotes	0	
Undervotes	50	

Wamic RFPD, Director, Position 5 (Vote for 1)

162 ballots (0 over voted ballots, 0 overvotes, 146 undervotes), 749 registered voters, turnout 21.63%

Write-in	16	100.00%
Total	16	100.00%
Overvotes	0	
Undervotes	146	

Tygh Valley Water District, Director, Position 4 (Vote for 1)

4 ballots (0 over voted ballots, 0 overvotes, 0 undervotes), 12 registered voters, turnout 33.33%

Sam Cobb	4	100.00%
Write-in	0	0.00%
Total	4	100.00%
Overvotes	0	
Undervotes	0	

Statement of Votes Cast - Final Official Precinct Level Detail
 Wasco County May 18, 2021 Special District Election
 All Precincts, All Districts, All ScanStations, All Contests, All Boxes
 Total Ballots Cast: 4749, Registered Voters: 18090, Overall Turnout: 26.25%
 14 precincts reported out of 14 total

Choice	Votes	Vote %
Tygh Valley Water District, Director, Position 5 (Vote for 1)		
4 ballots (0 over voted ballots, 0 overvotes, 0 undervotes), 12 registered voters, turnout 33.33%		
Cliff Olson	4	100.00%
Write-in	0	0.00%
Total	4	100.00%
Overvotes	0	
Undervotes	0	
Wamic Water and Sanitary Authority, Director, Position 3 (Vote for 1)		
13 ballots (0 over voted ballots, 0 overvotes, 13 undervotes), 89 registered voters, turnout 14.61%		
Write-in	0	0.00%
Total	0	0.00%
Overvotes	0	
Undervotes	13	
Wamic Water and Sanitary Authority, Director, Position 4 (Vote for 1)		
13 ballots (0 over voted ballots, 0 overvotes, 5 undervotes), 89 registered voters, turnout 14.61%		
Robert A Goleman	8	100.00%
Write-in	0	0.00%
Total	8	100.00%
Overvotes	0	
Undervotes	5	
Wamic Water and Sanitary Authority, Director, Position 5 (Vote for 1)		
13 ballots (0 over voted ballots, 0 overvotes, 4 undervotes), 89 registered voters, turnout 14.61%		
Glenn Crawford	9	100.00%
Write-in	0	0.00%
Total	9	100.00%
Overvotes	0	
Undervotes	4	
South Wasco Park & Recreation, Director, Position 1 (Vote for 1)		
194 ballots (0 over voted ballots, 0 overvotes, 43 undervotes), 826 registered voters, turnout 23.49%		
Lisa Gambée	148	98.01%
Write-in	3	1.99%
Total	151	100.00%
Overvotes	0	
Undervotes	43	
South Wasco Park & Recreation, Director, Position 2 (Vote for 1)		
194 ballots (0 over voted ballots, 0 overvotes, 48 undervotes), 826 registered voters, turnout 23.49%		
Frank C Veenker	142	97.26%
Write-in	4	2.74%
Total	146	100.00%
Overvotes	0	
Undervotes	48	
South Wasco Park & Recreation, Director, Position 4 (Vote for 1)		
194 ballots (0 over voted ballots, 0 overvotes, 173 undervotes), 826 registered voters, turnout 23.49%		
Write-in	21	100.00%
Total	21	100.00%
Overvotes	0	
Undervotes	173	
Port of The Dalles, Director, Position 1 (Vote for 1)		
2 ballots (0 over voted ballots, 0 overvotes, 2 undervotes), 7 registered voters, turnout 28.57%		
Robert Wallace	0	0.00%
Jack J Hay	0	0.00%
Write-in	0	0.00%

Statement of Votes Cast - Final Official Precinct Level Detail
 Wasco County May 18, 2021 Special District Election
 All Precincts, All Districts, All ScanStations, All Contests, All Boxes
 Total Ballots Cast: 4749, Registered Voters: 18090, Overall Turnout: 26.25%
 14 precincts reported out of 14 total

Choice	Votes	Vote %
Total	0	0.00%
Overvotes	0	
Undervotes	2	

Port of The Dalles, Director, Position 3 (Vote for 1)

2 ballots (0 over voted ballots, 0 overvotes, 2 undervotes), 7 registered voters, turnout 28.57%

John D Willer	0	0.00%
Marcus Swift	0	0.00%
Write-in	0	0.00%
Total	0	0.00%
Overvotes	0	
Undervotes	2	

White River Health District, Director, Position 1 (Vote for 1)

194 ballots (0 over voted ballots, 0 overvotes, 65 undervotes), 826 registered voters, turnout 23.49%

James Holycross	123	95.35%
Write-in	6	4.65%
Total	129	100.00%
Overvotes	0	
Undervotes	65	

White River Health District, Director, Position 2 (Vote for 1)

194 ballots (0 over voted ballots, 0 overvotes, 184 undervotes), 826 registered voters, turnout 23.49%

Write-in	10	100.00%
Total	10	100.00%
Overvotes	0	
Undervotes	184	

White River Health District, Director, Position 3 (Vote for 1)

194 ballots (0 over voted ballots, 0 overvotes, 67 undervotes), 826 registered voters, turnout 23.49%

Suzanne Knapp	120	94.49%
Write-in	7	5.51%
Total	127	100.00%
Overvotes	0	
Undervotes	67	

White River Health District, Director, Position 4 (Vote for 1)

194 ballots (0 over voted ballots, 0 overvotes, 53 undervotes), 826 registered voters, turnout 23.49%

Andrew Houck	138	97.87%
Write-in	3	2.13%
Total	141	100.00%
Overvotes	0	
Undervotes	53	

White River Health District, Director, Position 5 (Vote for 1)

194 ballots (0 over voted ballots, 0 overvotes, 189 undervotes), 826 registered voters, turnout 23.49%

Write-in	5	100.00%
Total	5	100.00%
Overvotes	0	
Undervotes	189	

Precinct 10

Central Oregon Community College, Director, Zone 1 (Vote for 1)

142 ballots (0 over voted ballots, 0 overvotes, 26 undervotes), 369 registered voters, turnout 38.48%

Joe Krenowicz	112	96.55%
Write-in	4	3.45%
Total	116	100.00%
Overvotes	0	
Undervotes	26	

Statement of Votes Cast - Final Official Precinct Level Detail
 Wasco County May 18, 2021 Special District Election
 All Precincts, All Districts, All ScanStations, All Contests, All Boxes
 Total Ballots Cast: 4749, Registered Voters: 18090, Overall Turnout: 26.25%
 14 precincts reported out of 14 total

Choice	Votes	Vote %
Columbia Gorge Community College, Director, Position 1 (Vote for 1)		
200 ballots (0 over voted ballots, 0 overvotes, 68 undervotes), 611 registered voters, turnout 32.73%		
Nathanael Stice	78	59.09%
Frank Polehn	54	40.91%
Write-in	0	0.00%
Total	132	100.00%
Overvotes	0	
Undervotes	68	
Columbia Gorge Community College, Director, Position 2 (Vote for 1)		
200 ballots (0 over voted ballots, 0 overvotes, 87 undervotes), 611 registered voters, turnout 32.73%		
Jonathan Fost	113	100.00%
Write-in	0	0.00%
Total	113	100.00%
Overvotes	0	
Undervotes	87	
Columbia Gorge Community College, Director, Position 5 (Vote for 1)		
200 ballots (0 over voted ballots, 0 overvotes, 89 undervotes), 611 registered voters, turnout 32.73%		
Kim Morgan	111	100.00%
Write-in	0	0.00%
Total	111	100.00%
Overvotes	0	
Undervotes	89	
Columbia Gorge Community College, Director, Position 7 (Vote for 1)		
200 ballots (0 over voted ballots, 0 overvotes, 84 undervotes), 611 registered voters, turnout 32.73%		
Lucille Begay	116	100.00%
Write-in	0	0.00%
Total	116	100.00%
Overvotes	0	
Undervotes	84	
Columbia Gorge ESD, Director, Zone 3 (Vote for 1)		
198 ballots (0 over voted ballots, 0 overvotes, 71 undervotes), 608 registered voters, turnout 32.57%		
Tammarra Ferguson	125	98.43%
Write-in	2	1.57%
Total	127	100.00%
Overvotes	0	
Undervotes	71	
Columbia Gorge ESD, Director, Zone 4 - At Large (Vote for 1)		
198 ballots (0 over voted ballots, 0 overvotes, 93 undervotes), 608 registered voters, turnout 32.57%		
Susan Blake Gabay	105	100.00%
Write-in	0	0.00%
Total	105	100.00%
Overvotes	0	
Undervotes	93	
Jefferson County ESD Director, Position 5 - At-Large (Vote for 1)		
144 ballots (0 over voted ballots, 0 overvotes, 28 undervotes), 372 registered voters, turnout 38.71%		
Barbara A Ibrahim	111	95.69%
Write-in	5	4.31%
Total	116	100.00%
Overvotes	0	
Undervotes	28	
Jefferson County ESD Director, Position 7 - At-Large (Vote for 1)		
144 ballots (0 over voted ballots, 0 overvotes, 32 undervotes), 372 registered voters, turnout 38.71%		
Joan D Starkel	109	97.32%

Statement of Votes Cast - Final Official Precinct Level Detail
 Wasco County May 18, 2021 Special District Election
 All Precincts, All Districts, All ScanStations, All Contests, All Boxes
 Total Ballots Cast: 4749, Registered Voters: 18090, Overall Turnout: 26.25%
 14 precincts reported out of 14 total

Choice	Votes	Vote %
Write-in	3	2.68%
Total	112	100.00%
Overvotes	0	
Undervotes	32	

Jefferson County ESD Director, Position 4, 509-J Zone (Vote for 1)

144 ballots (0 over voted ballots, 0 overvotes, 1 undervotes), 372 registered voters, turnout 38.71%

Raylene Thomas	133	93.01%
Jim Rahi	8	5.59%
Write-in	2	1.40%
Total	143	100.00%
Overvotes	0	
Undervotes	1	

Jefferson County School District 509-J Board, Position 1 (Vote for 1)

144 ballots (0 over voted ballots, 0 overvotes, 13 undervotes), 372 registered voters, turnout 38.71%

Laurie Danzuka	123	93.89%
Write-in	8	6.11%
Total	131	100.00%
Overvotes	0	
Undervotes	13	

Jefferson County School District 509-J Board, Position 2 (Vote for 1)

144 ballots (0 over voted ballots, 0 overvotes, 2 undervotes), 372 registered voters, turnout 38.71%

Jamie Hurd	10	7.04%
Lorien Stacona	130	91.55%
Write-in	2	1.41%
Total	142	100.00%
Overvotes	0	
Undervotes	2	

Jefferson County School District 509-J Board, Position 3 (Vote for 1)

144 ballots (0 over voted ballots, 0 overvotes, 3 undervotes), 372 registered voters, turnout 38.71%

Jacob Struck	11	7.80%
Jaylyn Suppah	129	91.49%
Write-in	1	0.71%
Total	141	100.00%
Overvotes	0	
Undervotes	3	

South Wasco Co School District #1, Director, Zone 1 (Vote for 1)

198 ballots (0 over voted ballots, 0 overvotes, 47 undervotes), 608 registered voters, turnout 32.57%

Howard Fetz	76	50.33%
Paul Koerschgen	74	49.01%
Write-in	1	0.66%
Total	151	100.00%
Overvotes	0	
Undervotes	47	

South Wasco Co School District #1, Director, Zone 3 (Vote for 1)

198 ballots (0 over voted ballots, 0 overvotes, 59 undervotes), 608 registered voters, turnout 32.57%

Joshua Thompson	139	100.00%
Write-in	0	0.00%
Total	139	100.00%
Overvotes	0	
Undervotes	59	

South Wasco Co School District #1, Director, Zone 4 (Vote for 1)

198 ballots (0 over voted ballots, 0 overvotes, 67 undervotes), 608 registered voters, turnout 32.57%

Tammarra Ferguson	127	96.95%
Write-in	4	3.05%

Statement of Votes Cast - Final Official Precinct Level Detail
 Wasco County May 18, 2021 Special District Election
 All Precincts, All Districts, All ScanStations, All Contests, All Boxes
 Total Ballots Cast: 4749, Registered Voters: 18090, Overall Turnout: 26.25%
 14 precincts reported out of 14 total

Choice	Votes	Vote %
Total	131	100.00%
Overvotes	0	
Undervotes	67	

South Wasco Co School District #1, Director, Zone 6 (Vote for 1)

198 ballots (0 over voted ballots, 0 overvotes, 28 undervotes), 608 registered voters, turnout 32.57%

Kevin Duling	170	100.00%
Write-in	0	0.00%
Total	170	100.00%
Overvotes	0	
Undervotes	28	

Juniper Flat RFPD, Director, Position 3 (Vote for 1)

86 ballots (0 over voted ballots, 0 overvotes, 13 undervotes), 260 registered voters, turnout 33.08%

(Butch) Paul Savery	72	98.63%
Write-in	1	1.37%
Total	73	100.00%
Overvotes	0	
Undervotes	13	

Juniper Flat RFPD, Director, Position 4 (Vote for 1)

86 ballots (0 over voted ballots, 0 overvotes, 22 undervotes), 260 registered voters, turnout 33.08%

Brian Silvey	64	100.00%
Write-in	0	0.00%
Total	64	100.00%
Overvotes	0	
Undervotes	22	

Juniper Flat RFPD, Director, Position 5 (Vote for 1)

86 ballots (0 over voted ballots, 0 overvotes, 7 undervotes), 260 registered voters, turnout 33.08%

Jerry Duling	79	100.00%
Write-in	0	0.00%
Total	79	100.00%
Overvotes	0	
Undervotes	7	

Pinegrove Water District, Director, Position 3 (Vote for 1)

27 ballots (0 over voted ballots, 0 overvotes, 17 undervotes), 89 registered voters, turnout 30.34%

Write-in	10	100.00%
Total	10	100.00%
Overvotes	0	
Undervotes	17	

Pinegrove Water District, Director, Position 4 (Vote for 1)

27 ballots (0 over voted ballots, 0 overvotes, 19 undervotes), 89 registered voters, turnout 30.34%

Write-in	8	100.00%
Total	8	100.00%
Overvotes	0	
Undervotes	19	

Pinegrove Water District, Director, Position 5 (Vote for 1)

27 ballots (0 over voted ballots, 0 overvotes, 20 undervotes), 89 registered voters, turnout 30.34%

Write-in	7	100.00%
Total	7	100.00%
Overvotes	0	
Undervotes	20	

Jefferson County Library District Board, Position 3 (Vote for 1)

144 ballots (0 over voted ballots, 0 overvotes, 26 undervotes), 372 registered voters, turnout 38.71%

Susan Stovall	115	97.46%
---------------	-----	--------

Statement of Votes Cast - Final Official Precinct Level Detail
 Wasco County May 18, 2021 Special District Election
 All Precincts, All Districts, All ScanStations, All Contests, All Boxes
 Total Ballots Cast: 4749, Registered Voters: 18090, Overall Turnout: 26.25%
 14 precincts reported out of 14 total

Choice	Votes	Vote %
Write-in	3	2.54%
Total	118	100.00%
Overvotes	0	
Undervotes	26	

Jefferson County Library District Board, Position 4 (Vote for 1)

144 ballots (0 over voted ballots, 0 overvotes, 27 undervotes), 372 registered voters, turnout 38.71%

Karen Esvelt	114	97.44%
Write-in	3	2.56%
Total	117	100.00%
Overvotes	0	
Undervotes	27	

Jefferson County Library District Board, Position 5 (Vote for 1)

144 ballots (0 over voted ballots, 0 overvotes, 20 undervotes), 372 registered voters, turnout 38.71%

Stephen Hillis	121	97.58%
Write-in	3	2.42%
Total	124	100.00%
Overvotes	0	
Undervotes	20	

South Wasco Park & Recreation, Director, Position 1 (Vote for 1)

200 ballots (0 over voted ballots, 0 overvotes, 72 undervotes), 611 registered voters, turnout 32.73%

Lisa Gambee	128	100.00%
Write-in	0	0.00%
Total	128	100.00%
Overvotes	0	
Undervotes	72	

South Wasco Park & Recreation, Director, Position 2 (Vote for 1)

200 ballots (0 over voted ballots, 0 overvotes, 84 undervotes), 611 registered voters, turnout 32.73%

Frank C Veenker	116	100.00%
Write-in	0	0.00%
Total	116	100.00%
Overvotes	0	
Undervotes	84	

South Wasco Park & Recreation, Director, Position 4 (Vote for 1)

200 ballots (0 over voted ballots, 0 overvotes, 190 undervotes), 611 registered voters, turnout 32.73%

Write-in	10	100.00%
Total	10	100.00%
Overvotes	0	
Undervotes	190	

White River Health District, Director, Position 1 (Vote for 1)

198 ballots (0 over voted ballots, 0 overvotes, 70 undervotes), 608 registered voters, turnout 32.57%

James Holycross	122	95.31%
Write-in	6	4.69%
Total	128	100.00%
Overvotes	0	
Undervotes	70	

White River Health District, Director, Position 2 (Vote for 1)

198 ballots (0 over voted ballots, 0 overvotes, 185 undervotes), 608 registered voters, turnout 32.57%

Write-in	13	100.00%
Total	13	100.00%
Overvotes	0	
Undervotes	185	

Statement of Votes Cast - Final Official Precinct Level Detail
 Wasco County May 18, 2021 Special District Election
 All Precincts, All Districts, All ScanStations, All Contests, All Boxes
 Total Ballots Cast: 4749, Registered Voters: 18090, Overall Turnout: 26.25%
 14 precincts reported out of 14 total

Choice	Votes	Vote %
--------	-------	--------

White River Health District, Director, Position 3 (Vote for 1)
198 ballots (0 over voted ballots, 0 overvotes, 60 undervotes), 608 registered voters, turnout 32.57%

Suzanne Knapp	133	96.38%
Write-in	5	3.62%
Total	138	100.00%
Overvotes	0	
Undervotes	60	

White River Health District, Director, Position 4 (Vote for 1)
198 ballots (0 over voted ballots, 0 overvotes, 65 undervotes), 608 registered voters, turnout 32.57%

Andrew Houck	133	100.00%
Write-in	0	0.00%
Total	133	100.00%
Overvotes	0	
Undervotes	65	

White River Health District, Director, Position 5 (Vote for 1)
198 ballots (0 over voted ballots, 0 overvotes, 186 undervotes), 608 registered voters, turnout 32.57%

Write-in	12	100.00%
Total	12	100.00%
Overvotes	0	
Undervotes	186	

Precinct 11

Columbia Gorge Community College, Director, Position 1 (Vote for 1)
119 ballots (0 over voted ballots, 0 overvotes, 10 undervotes), 408 registered voters, turnout 29.17%

Nathanael Stice	79	72.48%
Frank Polehn	29	26.61%
Write-in	1	0.92%
Total	109	100.00%
Overvotes	0	
Undervotes	10	

Columbia Gorge Community College, Director, Position 2 (Vote for 1)
119 ballots (0 over voted ballots, 0 overvotes, 41 undervotes), 408 registered voters, turnout 29.17%

Jonathan Fost	77	98.72%
Write-in	1	1.28%
Total	78	100.00%
Overvotes	0	
Undervotes	41	

Columbia Gorge Community College, Director, Position 5 (Vote for 1)
119 ballots (0 over voted ballots, 0 overvotes, 40 undervotes), 408 registered voters, turnout 29.17%

Kim Morgan	79	100.00%
Write-in	0	0.00%
Total	79	100.00%
Overvotes	0	
Undervotes	40	

Columbia Gorge Community College, Director, Position 7 (Vote for 1)
119 ballots (0 over voted ballots, 0 overvotes, 40 undervotes), 408 registered voters, turnout 29.17%

Lucille Begay	79	100.00%
Write-in	0	0.00%
Total	79	100.00%
Overvotes	0	
Undervotes	40	

Columbia Gorge ESD, Director, Zone 3 (Vote for 1)
119 ballots (0 over voted ballots, 0 overvotes, 46 undervotes), 408 registered voters, turnout 29.17%

Statement of Votes Cast - Final Official Precinct Level Detail
 Wasco County May 18, 2021 Special District Election
 All Precincts, All Districts, All ScanStations, All Contests, All Boxes
 Total Ballots Cast: 4749, Registered Voters: 18090, Overall Turnout: 26.25%
 14 precincts reported out of 14 total

Choice	Votes	Vote %
Tammarra Ferguson	73	100.00%
Write-in	0	0.00%
Total	73	100.00%
Overvotes	0	
Undervotes	46	

Columbia Gorge ESD, Director, Zone 4 - At Large (Vote for 1)

119 ballots (0 over voted ballots, 0 overvotes, 44 undervotes), 408 registered voters, turnout 29.17%

Susan Blake Gabay	75	100.00%
Write-in	0	0.00%
Total	75	100.00%
Overvotes	0	
Undervotes	44	

N Wasco County School District #21, Director, Zone 5 (Vote for 1)

0 ballots (0 over voted ballots, 0 overvotes, 0 undervotes), 1 registered voters, turnout 0.00%

Brian Stevens	0	0.00%
Holly Gove	0	0.00%
Write-in	0	0.00%
Total	0	0.00%
Overvotes	0	
Undervotes	0	

N Wasco County School District #21, Director, Zone 7 (Vote for 1)

62 ballots (0 over voted ballots, 0 overvotes, 21 undervotes), 229 registered voters, turnout 27.07%

Judy Richardson	41	100.00%
Write-in	0	0.00%
Total	41	100.00%
Overvotes	0	
Undervotes	21	

Mid Columbia Fire and Rescue, Director, Position 2 (Vote for 1)

119 ballots (0 over voted ballots, 0 overvotes, 42 undervotes), 408 registered voters, turnout 29.17%

Corey Case	77	100.00%
Write-in	0	0.00%
Total	77	100.00%
Overvotes	0	
Undervotes	42	

Mid Columbia Fire and Rescue, Director, Position 4 (Vote for 1)

119 ballots (0 over voted ballots, 0 overvotes, 41 undervotes), 408 registered voters, turnout 29.17%

David J Jacobs	78	100.00%
Write-in	0	0.00%
Total	78	100.00%
Overvotes	0	
Undervotes	41	

N Wasco County Parks & Rec, Director, Position 1 (Vote for 1)

53 ballots (0 over voted ballots, 0 overvotes, 9 undervotes), 170 registered voters, turnout 31.18%

Justin Brock	8	18.18%
Michael Held	15	34.09%
Rachel Carter	21	47.73%
Write-in	0	0.00%
Total	44	100.00%
Overvotes	0	
Undervotes	9	

N Wasco County Parks & Rec, Director, Position 4 (Vote for 1)

53 ballots (0 over voted ballots, 0 overvotes, 18 undervotes), 170 registered voters, turnout 31.18%

Ellen Woods	35	100.00%
Write-in	0	0.00%

Statement of Votes Cast - Final Official Precinct Level Detail
 Wasco County May 18, 2021 Special District Election
 All Precincts, All Districts, All ScanStations, All Contests, All Boxes
 Total Ballots Cast: 4749, Registered Voters: 18090, Overall Turnout: 26.25%
 14 precincts reported out of 14 total

Choice	Votes	Vote %
Total	35	100.00%
Overvotes	0	
Undervotes	18	

N Wasco County Parks & Rec, Director, Position 5 (Vote for 1)
53 ballots (0 over voted ballots, 0 overvotes, 9 undervotes), 170 registered voters, turnout 31.18%

Annette Byers	30	68.18%
Curtis Eggers	14	31.82%
Write-in	0	0.00%
Total	44	100.00%
Overvotes	0	
Undervotes	9	

Port of The Dalles, Director, Position 1 (Vote for 1)
119 ballots (0 over voted ballots, 0 overvotes, 13 undervotes), 408 registered voters, turnout 29.17%

Robert Wallace	65	61.32%
Jack J Hay	41	38.68%
Write-in	0	0.00%
Total	106	100.00%
Overvotes	0	
Undervotes	13	

Port of The Dalles, Director, Position 3 (Vote for 1)
119 ballots (0 over voted ballots, 0 overvotes, 7 undervotes), 408 registered voters, turnout 29.17%

John D Willer	77	68.75%
Marcus Swift	35	31.25%
Write-in	0	0.00%
Total	112	100.00%
Overvotes	0	
Undervotes	7	

Precinct 12

Columbia Gorge Community College, Director, Position 1 (Vote for 1)
271 ballots (0 over voted ballots, 0 overvotes, 37 undervotes), 901 registered voters, turnout 30.08%

Nathanael Stice	139	59.40%
Frank Polehn	95	40.60%
Write-in	0	0.00%
Total	234	100.00%
Overvotes	0	
Undervotes	37	

Columbia Gorge Community College, Director, Position 2 (Vote for 1)
271 ballots (0 over voted ballots, 0 overvotes, 109 undervotes), 901 registered voters, turnout 30.08%

Jonathan Fost	162	100.00%
Write-in	0	0.00%
Total	162	100.00%
Overvotes	0	
Undervotes	109	

Columbia Gorge Community College, Director, Position 5 (Vote for 1)
271 ballots (0 over voted ballots, 0 overvotes, 100 undervotes), 901 registered voters, turnout 30.08%

Kim Morgan	171	100.00%
Write-in	0	0.00%
Total	171	100.00%
Overvotes	0	
Undervotes	100	

Columbia Gorge Community College, Director, Position 7 (Vote for 1)
271 ballots (0 over voted ballots, 0 overvotes, 86 undervotes), 901 registered voters, turnout 30.08%

Lucille Begay	185	100.00%
---------------	-----	---------

Statement of Votes Cast - Final Official Precinct Level Detail
 Wasco County May 18, 2021 Special District Election
 All Precincts, All Districts, All ScanStations, All Contests, All Boxes
 Total Ballots Cast: 4749, Registered Voters: 18090, Overall Turnout: 26.25%
 14 precincts reported out of 14 total

Choice	Votes	Vote %
Write-in	0	0.00%
Total	185	100.00%
Overvotes	0	
Undervotes	86	

Columbia Gorge ESD, Director, Zone 3 (Vote for 1)

271 ballots (0 over voted ballots, 0 overvotes, 109 undervotes), 901 registered voters, turnout 30.08%

Tammarra Ferguson	162	100.00%
Write-in	0	0.00%
Total	162	100.00%
Overvotes	0	
Undervotes	109	

Columbia Gorge ESD, Director, Zone 4 - At Large (Vote for 1)

271 ballots (0 over voted ballots, 0 overvotes, 108 undervotes), 901 registered voters, turnout 30.08%

Susan Blake Gabay	163	100.00%
Write-in	0	0.00%
Total	163	100.00%
Overvotes	0	
Undervotes	108	

Dufur School District #29, Director, Position 1 (Vote for 1)

271 ballots (0 over voted ballots, 0 overvotes, 74 undervotes), 901 registered voters, turnout 30.08%

Anne Kelly	193	97.97%
Write-in	4	2.03%
Total	197	100.00%
Overvotes	0	
Undervotes	74	

Dufur School District #29, Director, Position 3 (Vote for 1)

271 ballots (0 over voted ballots, 0 overvotes, 61 undervotes), 901 registered voters, turnout 30.08%

Stanley Ashbrook	198	94.29%
Write-in	12	5.71%
Total	210	100.00%
Overvotes	0	
Undervotes	61	

Dufur School District #29, Director, Position 4 (Vote for 1)

271 ballots (0 over voted ballots, 0 overvotes, 51 undervotes), 901 registered voters, turnout 30.08%

Robert Wallace	217	98.64%
Write-in	3	1.36%
Total	220	100.00%
Overvotes	0	
Undervotes	51	

Columbia RFPD, Director, Position 1 (Vote for 1)

54 ballots (0 over voted ballots, 0 overvotes, 6 undervotes), 167 registered voters, turnout 32.34%

Mike Urness	48	100.00%
Write-in	0	0.00%
Total	48	100.00%
Overvotes	0	
Undervotes	6	

Columbia RFPD, Director, Position 2 (Vote for 1)

54 ballots (0 over voted ballots, 0 overvotes, 8 undervotes), 167 registered voters, turnout 32.34%

Dave Wagenblast	46	100.00%
Write-in	0	0.00%

Statement of Votes Cast - Final Official Precinct Level Detail
 Wasco County May 18, 2021 Special District Election
 All Precincts, All Districts, All ScanStations, All Contests, All Boxes
 Total Ballots Cast: 4749, Registered Voters: 18090, Overall Turnout: 26.25%
 14 precincts reported out of 14 total

Choice	Votes	Vote %
Total	46	100.00%
Overvotes	0	
Undervotes	8	

Mid Columbia Fire and Rescue, Director, Position 2 (Vote for 1)
29 ballots (0 over voted ballots, 0 overvotes, 11 undervotes), 111 registered voters, turnout 26.13%

Corey Case	18	100.00%
Write-in	0	0.00%
Total	18	100.00%
Overvotes	0	
Undervotes	11	

Mid Columbia Fire and Rescue, Director, Position 4 (Vote for 1)
29 ballots (0 over voted ballots, 0 overvotes, 14 undervotes), 111 registered voters, turnout 26.13%

David J Jacobs	15	100.00%
Write-in	0	0.00%
Total	15	100.00%
Overvotes	0	
Undervotes	14	

Dufur Recreation District, Director, Position 2 (Vote for 1)
182 ballots (0 over voted ballots, 0 overvotes, 36 undervotes), 613 registered voters, turnout 29.69%

Stanley Ashbrook	137	93.84%
Write-in	9	6.16%
Total	146	100.00%
Overvotes	0	
Undervotes	36	

Dufur Recreation District, Director, Position 4 (Vote for 1)
182 ballots (0 over voted ballots, 0 overvotes, 32 undervotes), 613 registered voters, turnout 29.69%

William Parke	148	98.67%
Write-in	2	1.33%
Total	150	100.00%
Overvotes	0	
Undervotes	32	

Dufur Recreation District, Director, Position 5 (Vote for 1)
182 ballots (0 over voted ballots, 0 overvotes, 40 undervotes), 613 registered voters, turnout 29.69%

Steve Kramer	133	93.66%
Write-in	9	6.34%
Total	142	100.00%
Overvotes	0	
Undervotes	40	

N Wasco County Parks & Rec, Director, Position 1 (Vote for 1)
7 ballots (0 over voted ballots, 0 overvotes, 1 undervotes), 16 registered voters, turnout 43.75%

Justin Brock	2	33.33%
Michael Held	0	0.00%
Rachel Carter	4	66.67%
Write-in	0	0.00%
Total	6	100.00%
Overvotes	0	
Undervotes	1	

N Wasco County Parks & Rec, Director, Position 4 (Vote for 1)
7 ballots (0 over voted ballots, 0 overvotes, 2 undervotes), 16 registered voters, turnout 43.75%

Ellen Woods	5	100.00%
Write-in	0	0.00%

Statement of Votes Cast - Final Official Precinct Level Detail
 Wasco County May 18, 2021 Special District Election
 All Precincts, All Districts, All ScanStations, All Contests, All Boxes
 Total Ballots Cast: 4749, Registered Voters: 18090, Overall Turnout: 26.25%
 14 precincts reported out of 14 total

Choice	Votes	Vote %
Total	5	100.00%
Overvotes	0	
Undervotes	2	

N Wasco County Parks & Rec, Director, Position 5 (Vote for 1)
7 ballots (0 over voted ballots, 0 overvotes, 1 undervotes), 16 registered voters, turnout 43.75%

Annette Byers	6	100.00%
Curtis Eggers	0	0.00%
Write-in	0	0.00%
Total	6	100.00%
Overvotes	0	
Undervotes	1	

Port of The Dalles, Director, Position 1 (Vote for 1)
271 ballots (0 over voted ballots, 0 overvotes, 10 undervotes), 901 registered voters, turnout 30.08%

Robert Wallace	181	69.35%
Jack J Hay	80	30.65%
Write-in	0	0.00%
Total	261	100.00%
Overvotes	0	
Undervotes	10	

Port of The Dalles, Director, Position 3 (Vote for 1)
271 ballots (0 over voted ballots, 0 overvotes, 30 undervotes), 901 registered voters, turnout 30.08%

John D Willer	140	58.09%
Marcus Swift	101	41.91%
Write-in	0	0.00%
Total	241	100.00%
Overvotes	0	
Undervotes	30	

Precinct 13

Columbia Gorge Community College, Director, Position 1 (Vote for 1)
51 ballots (0 over voted ballots, 0 overvotes, 19 undervotes), 225 registered voters, turnout 22.67%

Nathanael Stice	19	59.38%
Frank Polehn	13	40.62%
Write-in	0	0.00%
Total	32	100.00%
Overvotes	0	
Undervotes	19	

Columbia Gorge Community College, Director, Position 2 (Vote for 1)
51 ballots (0 over voted ballots, 0 overvotes, 25 undervotes), 225 registered voters, turnout 22.67%

Jonathan Fost	26	100.00%
Write-in	0	0.00%
Total	26	100.00%
Overvotes	0	
Undervotes	25	

Columbia Gorge Community College, Director, Position 5 (Vote for 1)
51 ballots (0 over voted ballots, 0 overvotes, 25 undervotes), 225 registered voters, turnout 22.67%

Kim Morgan	25	96.15%
Write-in	1	3.85%
Total	26	100.00%
Overvotes	0	
Undervotes	25	

Columbia Gorge Community College, Director, Position 7 (Vote for 1)
51 ballots (0 over voted ballots, 0 overvotes, 27 undervotes), 225 registered voters, turnout 22.67%

Lucille Begay	23	95.83%
---------------	----	--------

Statement of Votes Cast - Final Official Precinct Level Detail
 Wasco County May 18, 2021 Special District Election
 All Precincts, All Districts, All ScanStations, All Contests, All Boxes
 Total Ballots Cast: 4749, Registered Voters: 18090, Overall Turnout: 26.25%
 14 precincts reported out of 14 total

Choice	Votes	Vote %
Write-in	1	4.17%
Total	24	100.00%
Overvotes	0	
Undervotes	27	

Columbia Gorge ESD, Director, Zone 3 (Vote for 1)

51 ballots (0 over voted ballots, 0 overvotes, 20 undervotes), 225 registered voters, turnout 22.67%

Tammarra Ferguson	31	100.00%
Write-in	0	0.00%
Total	31	100.00%
Overvotes	0	
Undervotes	20	

Columbia Gorge ESD, Director, Zone 4 - At Large (Vote for 1)

51 ballots (0 over voted ballots, 0 overvotes, 25 undervotes), 225 registered voters, turnout 22.67%

Susan Blake Gabay	26	100.00%
Write-in	0	0.00%
Total	26	100.00%
Overvotes	0	
Undervotes	25	

South Wasco Co School District #1, Director, Zone 1 (Vote for 1)

51 ballots (0 over voted ballots, 0 overvotes, 15 undervotes), 225 registered voters, turnout 22.67%

Howard Fetz	10	27.78%
Paul Koerschgen	26	72.22%
Write-in	0	0.00%
Total	36	100.00%
Overvotes	0	
Undervotes	15	

South Wasco Co School District #1, Director, Zone 3 (Vote for 1)

51 ballots (0 over voted ballots, 0 overvotes, 16 undervotes), 225 registered voters, turnout 22.67%

Joshua Thompson	35	100.00%
Write-in	0	0.00%
Total	35	100.00%
Overvotes	0	
Undervotes	16	

South Wasco Co School District #1, Director, Zone 4 (Vote for 1)

51 ballots (0 over voted ballots, 0 overvotes, 16 undervotes), 225 registered voters, turnout 22.67%

Tammarra Ferguson	35	100.00%
Write-in	0	0.00%
Total	35	100.00%
Overvotes	0	
Undervotes	16	

South Wasco Co School District #1, Director, Zone 6 (Vote for 1)

51 ballots (0 over voted ballots, 0 overvotes, 14 undervotes), 225 registered voters, turnout 22.67%

Kevin Duling	37	100.00%
Write-in	0	0.00%
Total	37	100.00%
Overvotes	0	
Undervotes	14	

Tygh Valley RFPD, Director, Position 1 (Vote for 1)

51 ballots (0 over voted ballots, 0 overvotes, 11 undervotes), 224 registered voters, turnout 22.77%

Dan Jaffe	39	97.50%
Write-in	1	2.50%

Statement of Votes Cast - Final Official Precinct Level Detail
 Wasco County May 18, 2021 Special District Election
 All Precincts, All Districts, All ScanStations, All Contests, All Boxes
 Total Ballots Cast: 4749, Registered Voters: 18090, Overall Turnout: 26.25%
 14 precincts reported out of 14 total

Choice	Votes	Vote %
Total	40	100.00%
Overvotes	0	
Undervotes	11	

Tygh Valley RFPD, Director, Position 4 (Vote for 1)

51 ballots (0 over voted ballots, 0 overvotes, 8 undervotes), 224 registered voters, turnout 22.77%

Steven Ellis	43	100.00%
Write-in	0	0.00%
Total	43	100.00%
Overvotes	0	
Undervotes	8	

Wamic RFPD, Director, Position 3 (Vote for 1)

0 ballots (0 over voted ballots, 0 overvotes, 0 undervotes), 1 registered voters, turnout 0.00%

Neil A Senger	0	0.00%
Write-in	0	0.00%
Total	0	0.00%
Overvotes	0	
Undervotes	0	

Wamic RFPD, Director, Position 4 (Vote for 1)

0 ballots (0 over voted ballots, 0 overvotes, 0 undervotes), 1 registered voters, turnout 0.00%

Larry Warren	0	0.00%
Write-in	0	0.00%
Total	0	0.00%
Overvotes	0	
Undervotes	0	

Wamic RFPD, Director, Position 5 (Vote for 1)

0 ballots (0 over voted ballots, 0 overvotes, 0 undervotes), 1 registered voters, turnout 0.00%

Write-in	0	0.00%
Total	0	0.00%
Overvotes	0	
Undervotes	0	

Tygh Valley Water District, Director, Position 4 (Vote for 1)

39 ballots (0 over voted ballots, 0 overvotes, 8 undervotes), 138 registered voters, turnout 28.26%

Sam Cobb	28	90.32%
Write-in	3	9.68%
Total	31	100.00%
Overvotes	0	
Undervotes	8	

Tygh Valley Water District, Director, Position 5 (Vote for 1)

39 ballots (0 over voted ballots, 0 overvotes, 6 undervotes), 138 registered voters, turnout 28.26%

Cliff Olson	33	100.00%
Write-in	0	0.00%
Total	33	100.00%
Overvotes	0	
Undervotes	6	

South Wasco Park & Recreation, Director, Position 1 (Vote for 1)

51 ballots (0 over voted ballots, 0 overvotes, 15 undervotes), 225 registered voters, turnout 22.67%

Lisa Gambee	36	100.00%
Write-in	0	0.00%
Total	36	100.00%
Overvotes	0	
Undervotes	15	

Statement of Votes Cast - Final Official Precinct Level Detail
 Wasco County May 18, 2021 Special District Election
 All Precincts, All Districts, All ScanStations, All Contests, All Boxes
 Total Ballots Cast: 4749, Registered Voters: 18090, Overall Turnout: 26.25%
 14 precincts reported out of 14 total

Choice	Votes	Vote %
South Wasco Park & Recreation, Director, Position 2 (Vote for 1)		
51 ballots (0 over voted ballots, 0 overvotes, 16 undervotes), 225 registered voters, turnout 22.67%		
Frank C Veenker	35	100.00%
Write-in	0	0.00%
Total	35	100.00%
Overvotes	0	
Undervotes	16	
South Wasco Park & Recreation, Director, Position 4 (Vote for 1)		
51 ballots (0 over voted ballots, 0 overvotes, 49 undervotes), 225 registered voters, turnout 22.67%		
Write-in	2	100.00%
Total	2	100.00%
Overvotes	0	
Undervotes	49	
White River Health District, Director, Position 1 (Vote for 1)		
51 ballots (0 over voted ballots, 0 overvotes, 18 undervotes), 225 registered voters, turnout 22.67%		
James Holycross	33	100.00%
Write-in	0	0.00%
Total	33	100.00%
Overvotes	0	
Undervotes	18	
White River Health District, Director, Position 2 (Vote for 1)		
51 ballots (0 over voted ballots, 0 overvotes, 48 undervotes), 225 registered voters, turnout 22.67%		
Write-in	3	100.00%
Total	3	100.00%
Overvotes	0	
Undervotes	48	
White River Health District, Director, Position 3 (Vote for 1)		
51 ballots (0 over voted ballots, 0 overvotes, 15 undervotes), 225 registered voters, turnout 22.67%		
Suzanne Knapp	35	97.22%
Write-in	1	2.78%
Total	36	100.00%
Overvotes	0	
Undervotes	15	
White River Health District, Director, Position 4 (Vote for 1)		
51 ballots (0 over voted ballots, 0 overvotes, 15 undervotes), 225 registered voters, turnout 22.67%		
Andrew Houck	36	100.00%
Write-in	0	0.00%
Total	36	100.00%
Overvotes	0	
Undervotes	15	
White River Health District, Director, Position 5 (Vote for 1)		
51 ballots (0 over voted ballots, 0 overvotes, 49 undervotes), 225 registered voters, turnout 22.67%		
Write-in	2	100.00%
Total	2	100.00%
Overvotes	0	
Undervotes	49	

Precinct 14

Columbia Gorge Community College, Director, Position 1 (Vote for 1)		
35 ballots (0 over voted ballots, 0 overvotes, 9 undervotes), 221 registered voters, turnout 15.84%		
Nathanael Stice	14	53.85%
Frank Polehn	12	46.15%
Write-in	0	0.00%

Statement of Votes Cast - Final Official Precinct Level Detail
 Wasco County May 18, 2021 Special District Election
 All Precincts, All Districts, All ScanStations, All Contests, All Boxes
 Total Ballots Cast: 4749, Registered Voters: 18090, Overall Turnout: 26.25%
 14 precincts reported out of 14 total

Choice	Votes	Vote %
Total	26	100.00%
Overvotes	0	
Undervotes	9	

Columbia Gorge Community College, Director, Position 2 (Vote for 1)
35 ballots (0 over voted ballots, 0 overvotes, 14 undervotes), 221 registered voters, turnout 15.84%

Jonathan Fost	21	100.00%
Write-in	0	0.00%
Total	21	100.00%
Overvotes	0	
Undervotes	14	

Columbia Gorge Community College, Director, Position 5 (Vote for 1)
35 ballots (0 over voted ballots, 0 overvotes, 14 undervotes), 221 registered voters, turnout 15.84%

Kim Morgan	21	100.00%
Write-in	0	0.00%
Total	21	100.00%
Overvotes	0	
Undervotes	14	

Columbia Gorge Community College, Director, Position 7 (Vote for 1)
35 ballots (0 over voted ballots, 0 overvotes, 13 undervotes), 221 registered voters, turnout 15.84%

Lucille Begay	22	100.00%
Write-in	0	0.00%
Total	22	100.00%
Overvotes	0	
Undervotes	13	

Columbia Gorge ESD, Director, Zone 3 (Vote for 1)
13 ballots (0 over voted ballots, 0 overvotes, 5 undervotes), 92 registered voters, turnout 14.13%

Tammarra Ferguson	8	100.00%
Write-in	0	0.00%
Total	8	100.00%
Overvotes	0	
Undervotes	5	

Columbia Gorge ESD, Director, Zone 4 - At Large (Vote for 1)
13 ballots (0 over voted ballots, 0 overvotes, 7 undervotes), 92 registered voters, turnout 14.13%

Susan Blake Gabay	6	100.00%
Write-in	0	0.00%
Total	6	100.00%
Overvotes	0	
Undervotes	7	

Jefferson County ESD Director, Position 5 - At-Large (Vote for 1)
19 ballots (0 over voted ballots, 0 overvotes, 9 undervotes), 125 registered voters, turnout 15.20%

Barbara A Ibrahim	10	100.00%
Write-in	0	0.00%
Total	10	100.00%
Overvotes	0	
Undervotes	9	

Jefferson County ESD Director, Position 7 - At-Large (Vote for 1)
19 ballots (0 over voted ballots, 0 overvotes, 8 undervotes), 125 registered voters, turnout 15.20%

Joan D Starkel	11	100.00%
Write-in	0	0.00%
Total	11	100.00%
Overvotes	0	
Undervotes	8	

Statement of Votes Cast - Final Official Precinct Level Detail
 Wasco County May 18, 2021 Special District Election
 All Precincts, All Districts, All ScanStations, All Contests, All Boxes
 Total Ballots Cast: 4749, Registered Voters: 18090, Overall Turnout: 26.25%
 14 precincts reported out of 14 total

Choice	Votes	Vote %
Jefferson County ESD Director, Position 4, 509-J Zone (Vote for 1)		
19 ballots (0 over voted ballots, 0 overvotes, 6 undervotes), 125 registered voters, turnout 15.20%		
Raylene Thomas	5	38.46%
Jim Rahi	8	61.54%
Write-in	0	0.00%
Total	13	100.00%
Overvotes	0	
Undervotes	6	
North Central ESD, Director, Zone 4 (Vote for 1)		
2 ballots (0 over voted ballots, 0 overvotes, 2 undervotes), 2 registered voters, turnout 100.00%		
Write-in	0	0.00%
Total	0	0.00%
Overvotes	0	
Undervotes	2	
North Central ESD Director, Zone 7 - At Large (Vote for 1)		
1 ballots (0 over voted ballots, 0 overvotes, 0 undervotes), 2 registered voters, turnout 50.00%		
Jim Doherty	1	100.00%
Write-in	0	0.00%
Total	1	100.00%
Overvotes	0	
Undervotes	0	
Fossil School District No. 21J, Director, Position 2 (Vote for 1)		
1 ballots (0 over voted ballots, 0 overvotes, 0 undervotes), 2 registered voters, turnout 50.00%		
Kirstie R Miranda	1	100.00%
Write-in	0	0.00%
Total	1	100.00%
Overvotes	0	
Undervotes	0	
Fossil School District No. 21J, Director, Position 4 (Vote for 1)		
1 ballots (0 over voted ballots, 0 overvotes, 0 undervotes), 2 registered voters, turnout 50.00%		
Ben Logan	1	100.00%
Write-in	0	0.00%
Total	1	100.00%
Overvotes	0	
Undervotes	0	
Fossil School District No. 21J, Director, Position 5 (Vote for 1)		
1 ballots (0 over voted ballots, 0 overvotes, 0 undervotes), 2 registered voters, turnout 50.00%		
Caitlin Rutherford	1	100.00%
Write-in	0	0.00%
Total	1	100.00%
Overvotes	0	
Undervotes	0	
Jefferson County School District 509-J Board, Position 1 (Vote for 1)		
19 ballots (0 over voted ballots, 0 overvotes, 8 undervotes), 125 registered voters, turnout 15.20%		
Laurie Danzuka	11	100.00%
Write-in	0	0.00%
Total	11	100.00%
Overvotes	0	
Undervotes	8	
Jefferson County School District 509-J Board, Position 2 (Vote for 1)		
19 ballots (0 over voted ballots, 0 overvotes, 1 undervotes), 125 registered voters, turnout 15.20%		
Jamie Hurd	13	72.22%
Lorien Stacona	5	27.78%

Statement of Votes Cast - Final Official Precinct Level Detail
 Wasco County May 18, 2021 Special District Election
 All Precincts, All Districts, All ScanStations, All Contests, All Boxes
 Total Ballots Cast: 4749, Registered Voters: 18090, Overall Turnout: 26.25%
 14 precincts reported out of 14 total

Choice	Votes	Vote %
Write-in	0	0.00%
Total	18	100.00%
Overvotes	0	
Undervotes	1	

Jefferson County School District 509-J Board, Position 3 (Vote for 1)

19 ballots (0 over voted ballots, 0 overvotes, 2 undervotes), 125 registered voters, turnout 15.20%

Jacob Struck	8	47.06%
Jaylyn Suppah	9	52.94%
Write-in	0	0.00%
Total	17	100.00%
Overvotes	0	
Undervotes	2	

South Wasco Co School District #1, Director, Zone 1 (Vote for 1)

13 ballots (0 over voted ballots, 0 overvotes, 1 undervotes), 92 registered voters, turnout 14.13%

Howard Fetz	4	33.33%
Paul Koerschgen	8	66.67%
Write-in	0	0.00%
Total	12	100.00%
Overvotes	0	
Undervotes	1	

South Wasco Co School District #1, Director, Zone 3 (Vote for 1)

13 ballots (0 over voted ballots, 0 overvotes, 1 undervotes), 92 registered voters, turnout 14.13%

Joshua Thompson	12	100.00%
Write-in	0	0.00%
Total	12	100.00%
Overvotes	0	
Undervotes	1	

South Wasco Co School District #1, Director, Zone 4 (Vote for 1)

13 ballots (0 over voted ballots, 0 overvotes, 2 undervotes), 92 registered voters, turnout 14.13%

Tammarra Ferguson	11	100.00%
Write-in	0	0.00%
Total	11	100.00%
Overvotes	0	
Undervotes	2	

South Wasco Co School District #1, Director, Zone 6 (Vote for 1)

13 ballots (0 over voted ballots, 0 overvotes, 1 undervotes), 92 registered voters, turnout 14.13%

Kevin Duling	12	100.00%
Write-in	0	0.00%
Total	12	100.00%
Overvotes	0	
Undervotes	1	

Sherman County School District, Director, Position 2 (Vote for 1)

2 ballots (0 over voted ballots, 0 overvotes, 0 undervotes), 2 registered voters, turnout 100.00%

Jesse Stutzman	2	100.00%
Write-in	0	0.00%
Total	2	100.00%
Overvotes	0	
Undervotes	0	

Sherman County School District, Director, Position 3 (Vote for 1)

2 ballots (0 over voted ballots, 0 overvotes, 0 undervotes), 2 registered voters, turnout 100.00%

Kristie Coelsch	2	100.00%
Write-in	0	0.00%

Statement of Votes Cast - Final Official Precinct Level Detail
 Wasco County May 18, 2021 Special District Election
 All Precincts, All Districts, All ScanStations, All Contests, All Boxes
 Total Ballots Cast: 4749, Registered Voters: 18090, Overall Turnout: 26.25%
 14 precincts reported out of 14 total

Choice	Votes	Vote %
Total	2	100.00%
Overvotes	0	
Undervotes	0	

Sherman County School District, Director, Position 4 (Vote for 1)

2 ballots (0 over voted ballots, 0 overvotes, 0 undervotes), 2 registered voters, turnout 100.00%

Scott Susi	2	100.00%
Write-in	0	0.00%
Total	2	100.00%
Overvotes	0	
Undervotes	0	

Juniper Flat RFPD, Director, Position 3 (Vote for 1)

5 ballots (0 over voted ballots, 0 overvotes, 0 undervotes), 11 registered voters, turnout 45.45%

(Butch) Paul Savery	5	100.00%
Write-in	0	0.00%
Total	5	100.00%
Overvotes	0	
Undervotes	0	

Juniper Flat RFPD, Director, Position 4 (Vote for 1)

5 ballots (0 over voted ballots, 0 overvotes, 0 undervotes), 11 registered voters, turnout 45.45%

Brian Silvey	5	100.00%
Write-in	0	0.00%
Total	5	100.00%
Overvotes	0	
Undervotes	0	

Juniper Flat RFPD, Director, Position 5 (Vote for 1)

5 ballots (0 over voted ballots, 0 overvotes, 0 undervotes), 11 registered voters, turnout 45.45%

Jerry Duling	5	100.00%
Write-in	0	0.00%
Total	5	100.00%
Overvotes	0	
Undervotes	0	

Jefferson County Library District Board, Position 3 (Vote for 1)

19 ballots (0 over voted ballots, 0 overvotes, 9 undervotes), 125 registered voters, turnout 15.20%

Susan Stovall	10	100.00%
Write-in	0	0.00%
Total	10	100.00%
Overvotes	0	
Undervotes	9	

Jefferson County Library District Board, Position 4 (Vote for 1)

19 ballots (0 over voted ballots, 0 overvotes, 9 undervotes), 125 registered voters, turnout 15.20%

Karen Esvelt	10	100.00%
Write-in	0	0.00%
Total	10	100.00%
Overvotes	0	
Undervotes	9	

Jefferson County Library District Board, Position 5 (Vote for 1)

19 ballots (0 over voted ballots, 0 overvotes, 9 undervotes), 125 registered voters, turnout 15.20%

Stephen Hillis	10	100.00%
Write-in	0	0.00%
Total	10	100.00%
Overvotes	0	
Undervotes	9	

Statement of Votes Cast - Final Official Precinct Level Detail
 Wasco County May 18, 2021 Special District Election
 All Precincts, All Districts, All ScanStations, All Contests, All Boxes
 Total Ballots Cast: 4749, Registered Voters: 18090, Overall Turnout: 26.25%
 14 precincts reported out of 14 total

Choice	Votes	Vote %
South Wasco Park & Recreation, Director, Position 1 (Vote for 1)		
35 ballots (0 over voted ballots, 0 overvotes, 13 undervotes), 221 registered voters, turnout 15.84%		
Lisa Gambée	22	100.00%
Write-in	0	0.00%
Total	22	100.00%
Overvotes	0	
Undervotes	13	
South Wasco Park & Recreation, Director, Position 2 (Vote for 1)		
35 ballots (0 over voted ballots, 0 overvotes, 15 undervotes), 221 registered voters, turnout 15.84%		
Frank C Veenker	20	100.00%
Write-in	0	0.00%
Total	20	100.00%
Overvotes	0	
Undervotes	15	
South Wasco Park & Recreation, Director, Position 4 (Vote for 1)		
35 ballots (0 over voted ballots, 0 overvotes, 32 undervotes), 221 registered voters, turnout 15.84%		
Write-in	3	100.00%
Total	3	100.00%
Overvotes	0	
Undervotes	32	
White River Health District, Director, Position 1 (Vote for 1)		
13 ballots (0 over voted ballots, 0 overvotes, 5 undervotes), 62 registered voters, turnout 20.97%		
James Holycross	8	100.00%
Write-in	0	0.00%
Total	8	100.00%
Overvotes	0	
Undervotes	5	
White River Health District, Director, Position 2 (Vote for 1)		
13 ballots (0 over voted ballots, 0 overvotes, 13 undervotes), 62 registered voters, turnout 20.97%		
Write-in	0	0.00%
Total	0	0.00%
Overvotes	0	
Undervotes	13	
White River Health District, Director, Position 3 (Vote for 1)		
13 ballots (0 over voted ballots, 0 overvotes, 2 undervotes), 62 registered voters, turnout 20.97%		
Suzanne Knapp	11	100.00%
Write-in	0	0.00%
Total	11	100.00%
Overvotes	0	
Undervotes	2	
White River Health District, Director, Position 4 (Vote for 1)		
13 ballots (0 over voted ballots, 0 overvotes, 2 undervotes), 62 registered voters, turnout 20.97%		
Andrew Houck	11	100.00%
Write-in	0	0.00%
Total	11	100.00%
Overvotes	0	
Undervotes	2	
White River Health District, Director, Position 5 (Vote for 1)		
13 ballots (0 over voted ballots, 0 overvotes, 13 undervotes), 62 registered voters, turnout 20.97%		
Write-in	0	0.00%

Statement of Votes Cast - Final Official Precinct Level Detail
Wasco County May 18, 2021 Special District Election
All Precincts, All Districts, All ScanStations, All Contests, All Boxes
Total Ballots Cast: 4749, Registered Voters: 18090, Overall Turnout: 26.25%
14 precincts reported out of 14 total

Page: 40 of 40
2021-06-04
10:38:55

Choice	Votes	Vote %
Total	0	0.00%
Overvotes	0	
Undervotes	13	