



CLERK'S OFFICE

511 Washington St, Ste 201 • The Dalles, OR 97058
p: [541] 506-2530 • f: [541] 506-2531 • www.co.wasco.or.us

Pioneering pathways to prosperity.


June 5, 2019

Secretary of State
Elections Division
Public Service Building Suite 501
255 Capitol St. NE
Salem, OR 97310

RE: May 21, 2019 SPECIAL DISTRICT ELECTION ABSTRACTS

I, Lisa Gambee, Wasco County Clerk, do hereby certify that the attached Abstract of Votes is the complete and final Abstract of the election results for the Special District Election held May 21, 2019 in Wasco County.

Lisa Gambee
Lisa Gambee, Wasco County Clerk



BALLOT COUNT REPORT

SEL 904

rev 01/14
ORS 254.074(3)



This information must be submitted for **each** election.



DUE | At the time of certification please submit a record of the following items to the Elections Division.

Wasco

COUNTY

05/21/2019

ELECTION DATE

1 Number of ballot envelopes received

3790

2 Number of ballot envelopes accepted

3736

3 Number of ballot envelopes not accepted

54

4 Number of ballot envelopes rejected

0


5 Number of tallied ballots

3736

Signed

Lisa Gamble

County Elections Official



06/05/19

Date

Ballots Received by Precinct

Elections : 05/21/2019 - Special District Election May 21, 2019

Precinct	Accepted	Unaccepted	Unprocessed	Undeliverable	Total Ballots Received
01	434	6	0	109	549
02	613	8	0	84	705
03	515	4	0	92	611
04	389	6	0	41	436
05	405	8	0	46	459
06	79	1	0	15	95
07	229	3	0	20	252
08	63	1	0	8	72
09	326	2	0	26	354
10	326	10	0	21	357
11	88	0	0	4	92
12	163	3	0	25	191
13	62	2	0	19	83
14	44	0	0	2	46
Grand Total :	3736	54	0	512	4302

Statement of Votes Cast-Final Official
Wasco County, Special District Election, May 21, 2019
All Precincts, All Districts, All ScanStations, All Contests, All Boxes
Official Certified Results

Page: 1 of 8
2019-06-05
09:30:55

Total Ballots Cast: 3736, Registered Voters: 17195, Overall Turnout: 21.73%
14 precincts reported out of 14 total

Choice	Votes	Vote %
--------	-------	--------

All Precincts

Columbia Gorge Education Service District, Director, Zone 1 (Vote for 1)

1207 ballots (0 over voted ballots, 0 overvotes, 266 blank voted), 5718 registered voters, turnout 21.11%

Maricela Elias	308	32.73%
Stephanie Ritchie	630	66.95%
Write-in	3	0.32%
Total	941	100.00%

Jefferson County ESD Director - Position 6 - At-Large (Vote for 1)

64 ballots (0 over voted ballots, 0 overvotes, 53 blank voted), 497 registered voters, turnout 12.88%

Write-in	11	100.00%
Total	11	100.00%

North Central Education Service District, Director Zone 4 (Vote for 1)

2 ballots (0 over voted ballots, 0 overvotes, 2 blank voted), 2 registered voters, turnout 100.00%

Write-in	0	0.00%
Total	0	0.00%

North Central Education Service District, Director, Zone 5 (Vote for 1)

4 ballots (0 over voted ballots, 0 overvotes, 0 blank voted), 5 registered voters, turnout 80.00%

Amy Derby	4	100.00%
Write-in	0	0.00%
Total	4	100.00%

Dufur School District #29, Director, Position 2 (Vote for 1)

240 ballots (0 over voted ballots, 0 overvotes, 19 blank voted), 1287 registered voters, turnout 18.65%

Cynthia Kortge	219	99.10%
Write-in	2	0.90%
Total	221	100.00%

Dufur School District #29, Director, Position 5 (Vote for 1)

240 ballots (0 over voted ballots, 0 overvotes, 39 blank voted), 1287 registered voters, turnout 18.65%

Monica Byers	196	97.51%
Write-in	5	2.49%
Total	201	100.00%

Fossil School District #21-J, Director, Position 1 (Vote for 1)

2 ballots (0 over voted ballots, 0 overvotes, 0 blank voted), 3 registered voters, turnout 66.67%

Herb Winters	2	100.00%
Write-in	0	0.00%
Total	2	100.00%

Fossil School District #21-J, Director, Position 2 (Vote for 1)

2 ballots (0 over voted ballots, 0 overvotes, 0 blank voted), 3 registered voters, turnout 66.67%

Kirstie Miranda	2	100.00%
Write-in	0	0.00%
Total	2	100.00%

Fossil School District #21-J, Director, Position 3 (Vote for 1)


2 ballots (0 over voted ballots, 0 overvotes, 0 blank voted), 3 registered voters, turnout 66.67%

Erin McGreer	2	100.00%
Write-in	0	0.00%
Total	2	100.00%

Jefferson County School District 509-J Board Position 4 (Vote for 1)

64 ballots (0 over voted ballots, 0 overvotes, 4 blank voted), 497 registered voters, turnout 12.88%

Courtney Snead	18	30.00%
----------------	----	--------



I, Lisa Gambee, Wasco County Clerk, do hereby certify that the votes recorded on this report correctly summarize the tally of votes cast at the May 21, 2019 Special District Election.

Dated this 5th day of June 2019.

Lisa Gambee

Lisa Gambee
Wasco County Clerk

Statement of Votes Cast-Final Official
Wasco County, Special District Election, May 21, 2019
All Precincts, All Districts, All ScanStations, All Contests, All Boxes
Official Certified Results

Page: 2 of 8
2019-06-05
09:30:55

Total Ballots Cast: 3736, Registered Voters: 17195, Overall Turnout: 21.73%
14 precincts reported out of 14 total

Choice	Votes	Vote %
Casandra Moses	41	68.33%
Write-in	1	1.67%
Total	60	100.00%

Jefferson County School District 509-J Board Position 5 (Vote for 1)

64 ballots (0 over voted ballots, 0 overvotes, 5 blank voted), 497 registered voters, turnout 12.88%

Carina Miller	30	50.85%
Taylor Lark	12	20.34%
Kevin L Richards	16	27.12%
Write-in	1	1.69%
Total	59	100.00%

N Wasco County School District #21, Director, Zone 1 (Vote for 1)

405 ballots (0 over voted ballots, 0 overvotes, 60 blank voted), 2057 registered voters, turnout 19.69%

R Thistlethwaite	134	38.84%
Mary N Morehouse	96	27.83%
Erica Flores	113	32.75%
Write-in	2	0.58%
Total	345	100.00%

N Wasco County School District #21, Director, Zone 2 (Vote for 1)

389 ballots (0 over voted ballots, 0 overvotes, 73 blank voted), 2045 registered voters, turnout 19.02%

Dawn Rasmussen	313	99.05%
Write-in	3	0.95%
Total	316	100.00%

N Wasco County School District #21, Director, Zone 3 (Vote for 1)

268 ballots (0 over voted ballots, 0 overvotes, 35 blank voted), 1954 registered voters, turnout 13.72%

David W Jones	145	62.23%
Maggie Rocha	87	37.34%
Write-in	1	0.43%
Total	233	100.00%

N Wasco County School District #21, Director, Zone 5 (Vote for 1)

478 ballots (0 over voted ballots, 0 overvotes, 17 blank voted), 1937 registered voters, turnout 24.68%

Sherry M Perry	40	8.68%
Bethani Studebaker	260	56.40%
Josh Farris	161	34.92%
Write-in	0	0.00%
Total	461	100.00%

N Wasco County School District #21, Director, Zone 6 (Vote for 1)

464 ballots (0 over voted ballots, 0 overvotes, 20 blank voted), 1905 registered voters, turnout 24.36%

Trudy J Lupkes	63	14.19%
Cassie Ware	72	16.22%
Jose Aparicio	309	69.59%
Write-in	0	0.00%
Total	444	100.00%

N Wasco County School District #21, Director, Zone 7 (Vote for 1)

455 ballots (0 over voted ballots, 0 overvotes, 94 blank voted), 2069 registered voters, turnout 21.99%

Michael Sullivan	358	99.17%
Write-in	3	0.83%
Total	361	100.00%

Sherman County School District, Director, Position 1 (Vote for 1)

2 ballots (0 over voted ballots, 0 overvotes, 0 blank voted), 2 registered voters, turnout 100.00%

Write-in	2	100.00%
----------	---	---------

Statement of Votes Cast-Final Official
Wasco County, Special District Election, May 21, 2019
All Precincts, All Districts, All ScanStations, All Contests, All Boxes
Official Certified Results

Page: 3 of 8
2019-06-05
09:30:55

Total Ballots Cast: 3736, Registered Voters: 17195, Overall Turnout: 21.73%
14 precincts reported out of 14 total

Choice	Votes	Vote %
Total	2	100.00%

Sherman County School District, Director, Position 5 (Vote for 1)

2 ballots (0 over voted ballots, 0 overvotes, 0 blank voted), 2 registered voters, turnout 100.00%

Write-in	2	100.00%
Total	2	100.00%

South Wasco Co School District #1, Director, Zone 2 (Vote for 1)

690 ballots (0 over voted ballots, 0 overvotes, 252 blank voted), 1637 registered voters, turnout 42.15%

Joan F Stark	431	98.40%
Write-in	7	1.60%
Total	438	100.00%

South Wasco Co School District #1, Director, Zone 4 (Vote for 1)

690 ballots (0 over voted ballots, 0 overvotes, 143 blank voted), 1637 registered voters, turnout 42.15%

Sharon DeHart	235	42.96%
Tammarra Ferguson	298	54.48%
Write-in	14	2.56%
Total	547	100.00%

South Wasco Co School District #1, Director, Zone 5 (Vote for 1)

690 ballots (0 over voted ballots, 0 overvotes, 259 blank voted), 1637 registered voters, turnout 42.15%

Melissa Huntley	426	98.84%
Write-in	5	1.16%
Total	431	100.00%

South Wasco Co School District #1, Director, Zone 7 (Vote for 1)

690 ballots (0 over voted ballots, 0 overvotes, 274 blank voted), 1637 registered voters, turnout 42.15%

Rob Miles	407	97.84%
Write-in	9	2.16%
Total	416	100.00%

Columbia RFPD, Director, Position 3 (Vote for 1)

32 ballots (0 over voted ballots, 0 overvotes, 1 blank voted), 160 registered voters, turnout 20.00%

Bill Hammel	31	100.00%
Write-in	0	0.00%
Total	31	100.00%

Columbia RFPD, Director, Position 4 (Vote for 1)

32 ballots (0 over voted ballots, 0 overvotes, 1 blank voted), 160 registered voters, turnout 20.00%

Noah Williams	31	100.00%
Write-in	0	0.00%
Total	31	100.00%

Columbia RFPD, Director, Position 5 (Vote for 1)

32 ballots (0 over voted ballots, 0 overvotes, 1 blank voted), 160 registered voters, turnout 20.00%

Michael H Kelly	31	100.00%
Write-in	0	0.00%
Total	31	100.00%

Juniper Flat RFPD, Director, Position 1 (Vote for 1)

118 ballots (0 over voted ballots, 0 overvotes, 41 blank voted), 250 registered voters, turnout 47.20%

Greg Campbell	76	98.70%
Write-in	1	1.30%
Total	77	100.00%

Statement of Votes Cast-Final Official
Wasco County, Special District Election, May 21, 2019
All Precincts, All Districts, All ScanStations, All Contests, All Boxes
Official Certified Results

Page: 4 of 8
2019-06-05
09:30:55

Total Ballots Cast: 3736, Registered Voters: 17195, Overall Turnout: 21.73%
14 precincts reported out of 14 total

Choice	Votes	Vote %
--------	-------	--------

Juniper Flat RFPD, Director, Position 2 (Vote for 1)

118 ballots (0 over voted ballots, 0 overvotes, 47 blank voted), 250 registered voters, turnout 47.20%

Corrine Davis	70	98.59%
Write-in	1	1.41%
Total	71	100.00%

Juniper Flat RFPD, Director, Position 4 (Vote for 1)

118 ballots (0 over voted ballots, 0 overvotes, 22 blank voted), 250 registered voters, turnout 47.20%

Brian Silvey	59	61.46%
Robert Larsell	37	38.54%
Write-in	0	0.00%
Total	96	100.00%

Mid Columbia Fire and Rescue, Director, Position 1 (Vote for 1)

2569 ballots (0 over voted ballots, 0 overvotes, 277 blank voted), 13119 registered voters, turnout 19.58%

Diana L Bailey	1602	69.90%
Mike Cronin	685	29.89%
Write-in	5	0.22%
Total	2292	100.00%

Mid Columbia Fire and Rescue, Director, Position 2 (Vote for 1)

2569 ballots (0 over voted ballots, 0 overvotes, 626 blank voted), 13119 registered voters, turnout 19.58%

Robert (Bob) Delaney	1937	99.69%
Write-in	6	0.31%
Total	1943	100.00%

Mid Columbia Fire and Rescue, Director, Position 3 (Vote for 1)

2569 ballots (0 over voted ballots, 0 overvotes, 710 blank voted), 13119 registered voters, turnout 19.58%

David P Peters	1848	99.41%
Write-in	11	0.59%
Total	1859	100.00%

Mid Columbia Fire and Rescue, Director, Position 5 (Vote for 1)

2569 ballots (1 over voted ballots, 1 overvotes, 625 blank voted), 13119 registered voters, turnout 19.58%

Dick L Schaffeld	1938	99.74%
Write-in	5	0.26%
Total	1943	100.00%

Mosier Fire District, Director, Position 1 (Vote for 1)

190 ballots (0 over voted ballots, 0 overvotes, 38 blank voted), 799 registered voters, turnout 23.78%

Steve Fisher	138	90.79%
Write-in	14	9.21%
Total	152	100.00%

Mosier Fire District, Director, Position 4 (Vote for 1)

190 ballots (0 over voted ballots, 0 overvotes, 36 blank voted), 799 registered voters, turnout 23.78%

Joanne Rubin	143	92.86%
Write-in	11	7.14%
Total	154	100.00%

Mosier Fire District, Director, Position 5 (Vote for 1)

190 ballots (0 over voted ballots, 0 overvotes, 16 blank voted), 799 registered voters, turnout 23.78%

Philip Evans	162	93.10%
Write-in	12	6.90%
Total	174	100.00%

Statement of Votes Cast-Final Official
Wasco County, Special District Election, May 21, 2019
All Precincts, All Districts, All ScanStations, All Contests, All Boxes
Official Certified Results

Page: 5 of 8
2019-06-05
09:30:55

Total Ballots Cast: 3736, Registered Voters: 17195, Overall Turnout: 21.73%
14 precincts reported out of 14 total

Choice	Votes	Vote %
Tygh Valley RFPD, Director, Position 2 (Vote for 1)		
100 ballots (0 over voted ballots, 0 overvotes, 19 blank voted), 265 registered voters, turnout 37.74%		
Terry M Stark	55	67.90%
Brandon Ferguson	25	30.86%
Write-in	1	1.23%
Total	81	100.00%

Tygh Valley RFPD, Director, Position 3 (Vote for 1)		
100 ballots (0 over voted ballots, 0 overvotes, 33 blank voted), 265 registered voters, turnout 37.74%		
Joan F Stark	65	97.01%
Write-in	2	2.99%
Total	67	100.00%

Tygh Valley RFPD, Director, Position 4 (Vote for 1)		
100 ballots (0 over voted ballots, 0 overvotes, 30 blank voted), 265 registered voters, turnout 37.74%		
Kenneth Martin	70	100.00%
Write-in	0	0.00%
Total	70	100.00%

Tygh Valley RFPD, Director, Position 5 (Vote for 1)		
100 ballots (0 over voted ballots, 0 overvotes, 37 blank voted), 265 registered voters, turnout 37.74%		
Marcia G Whitney	62	98.41%
Write-in	1	1.59%
Total	63	100.00%

Wamic Rural Fire Protection District, Director, Position 1 (Vote for 1)		
288 ballots (0 over voted ballots, 0 overvotes, 98 blank voted), 709 registered voters, turnout 40.62%		
Catherine J Condit	190	100.00%
Write-in	0	0.00%
Total	190	100.00%

Wamic Rural Fire Protection District, Director, Position 2 (Vote for 1)		
288 ballots (0 over voted ballots, 0 overvotes, 94 blank voted), 709 registered voters, turnout 40.62%		
William Aarnio	194	100.00%
Write-in	0	0.00%
Total	194	100.00%

Wamic Rural Fire Protection District, Director, Position 4 (Vote for 1)		
288 ballots (0 over voted ballots, 0 overvotes, 109 blank voted), 709 registered voters, turnout 40.62%		
Larry Warren	179	100.00%
Write-in	0	0.00%
Total	179	100.00%

Wamic Rural Fire Protection District, Director, Position 5 (Vote for 1)		
288 ballots (0 over voted ballots, 0 overvotes, 115 blank voted), 709 registered voters, turnout 40.62%		
Mick Carey	169	97.69%
Write-in	4	2.31%
Total	173	100.00%

Pinegrove Water District, Director, Position 1 (Vote for 1)		
34 ballots (0 over voted ballots, 0 overvotes, 25 blank voted), 74 registered voters, turnout 45.95%		
Write-in	9	100.00%
Total	9	100.00%

Pinegrove Water District, Director, Position 2 (Vote for 1)		
34 ballots (0 over voted ballots, 0 overvotes, 26 blank voted), 74 registered voters, turnout 45.95%		
Write-in	8	100.00%

Statement of Votes Cast-Final Official
Wasco County, Special District Election, May 21, 2019
All Precincts, All Districts, All ScanStations, All Contests, All Boxes
Official Certified Results

Page: 6 of 8
2019-06-05
09:30:55

Total Ballots Cast: 3736, Registered Voters: 17195, Overall Turnout: 21.73%
14 precincts reported out of 14 total

Choice	Votes	Vote %
Total	8	100.00%

Tooley Water District, Director, Position 3 (Vote for 1)

14 ballots (0 over voted ballots, 0 overvotes, 0 blank voted), 61 registered voters, turnout 22.95%

Carol Mauser	14	100.00%
Write-in	0	0.00%
Total	14	100.00%

Tooley Water District, Director, Position 4 (Vote for 1)

14 ballots (0 over voted ballots, 0 overvotes, 11 blank voted), 61 registered voters, turnout 22.95%

Write-in	3	100.00%
Total	3	100.00%

Tooley Water District, Director, Position 5 (Vote for 1)

14 ballots (0 over voted ballots, 0 overvotes, 0 blank voted), 61 registered voters, turnout 22.95%

Debby Jones	14	100.00%
Write-in	0	0.00%
Total	14	100.00%

Tygh Valley Water District, Director, Position 1 (Vote for 1)

45 ballots (0 over voted ballots, 0 overvotes, 16 blank voted), 127 registered voters, turnout 35.43%

Dan Jaffe	29	100.00%
Write-in	0	0.00%
Total	29	100.00%

Tygh Valley Water District, Director, Position 2 (Vote for 1)

45 ballots (0 over voted ballots, 0 overvotes, 15 blank voted), 127 registered voters, turnout 35.43%

Wendy S Martin	29	96.67%
Write-in	1	3.33%
Total	30	100.00%

Tygh Valley Water District, Director, Position 3 (Vote for 1)

45 ballots (0 over voted ballots, 0 overvotes, 13 blank voted), 127 registered voters, turnout 35.43%

Gerald Tripp	32	100.00%
Write-in	0	0.00%
Total	32	100.00%

Tygh Valley Water District, Director, Position 4 (Vote for 1)

45 ballots (0 over voted ballots, 0 overvotes, 16 blank voted), 127 registered voters, turnout 35.43%

Sam Cobb	28	96.55%
Write-in	1	3.45%
Total	29	100.00%

Wamic Water and Sanitary Authority, Director, Position 1 (Vote for 1)

38 ballots (0 over voted ballots, 0 overvotes, 12 blank voted), 82 registered voters, turnout 46.34%

Jeffrey G Burgener	26	100.00%
Write-in	0	0.00%
Total	26	100.00%

Wamic Water and Sanitary Authority, Director, Position 2 (Vote for 1)

38 ballots (0 over voted ballots, 0 overvotes, 17 blank voted), 82 registered voters, turnout 46.34%

Travis K Hillman	21	100.00%
Write-in	0	0.00%
Total	21	100.00%

Statement of Votes Cast-Final Official
Wasco County, Special District Election, May 21, 2019
All Precincts, All Districts, All ScanStations, All Contests, All Boxes
Official Certified Results

Page: 7 of 8
2019-06-05
09:30:55

Total Ballots Cast: 3736, Registered Voters: 17195, Overall Turnout: 21.73%
14 precincts reported out of 14 total

Choice	Votes	Vote %
--------	-------	--------

Wamie Water and Sanitary Authority, Director, Position 4 (Vote for 1)

38 ballots (0 over voted ballots, 0 overvotes, 14 blank voted), 82 registered voters, turnout 46.34%

Robert A Goleman	23	95.83%
Write-In	1	4.17%
Total	24	100.00%

Jefferson County Library District, Board Position 1 (Vote for 1)

64 ballots (0 over voted ballots, 0 overvotes, 58 blank voted), 497 registered voters, turnout 12.88%

Write-In	6	100.00%
Total	6	100.00%

Jefferson County Library District, Board Position 2 (Vote for 1)

64 ballots (0 over voted ballots, 0 overvotes, 20 blank voted), 497 registered voters, turnout 12.88%

Guy Chittenden	42	95.45%
Write-In	2	4.55%
Total	44	100.00%

Dufur Recreation District, Director, Position 1 (Vote for 1)

153 ballots (0 over voted ballots, 0 overvotes, 103 blank voted), 866 registered voters, turnout 17.67%

Write-In	50	100.00%
Total	50	100.00%

Dufur Recreation District, Director, Position 3 (Vote for 1)

153 ballots (0 over voted ballots, 0 overvotes, 22 blank voted), 866 registered voters, turnout 17.67%

Victoria R Vaughn	124	94.66%
Write-In	7	5.34%
Total	131	100.00%

Northern Wasco County Parks & Rec, Director, Position 2 (Vote for 1)

2186 ballots (0 over voted ballots, 0 overvotes, 551 blank voted), 11107 registered voters, turnout 19.68%

Tracy Dugick	1625	99.39%
Write-In	10	0.61%
Total	1635	100.00%

Northern Wasco County Parks & Rec, Director, Position 3 (Vote for 1)

2186 ballots (0 over voted ballots, 0 overvotes, 628 blank voted), 11107 registered voters, turnout 19.68%

Brewster Whitmire	1553	99.68%
Write-In	5	0.32%
Total	1558	100.00%

South Wasco Park & Recreation, Director, Position 1 (Vote for 1)

716 ballots (0 over voted ballots, 0 overvotes, 269 blank voted), 1801 registered voters, turnout 39.76%

Valerie Manning	442	98.88%
Write-In	5	1.12%
Total	447	100.00%

South Wasco Park & Recreation, Director, Position 3 (Vote for 1)

716 ballots (0 over voted ballots, 0 overvotes, 303 blank voted), 1801 registered voters, turnout 39.76%

David M Deurwaarder	407	98.55%
Write-In	6	1.45%
Total	413	100.00%

South Wasco Park & Recreation, Director, Position 5 (Vote for 1)

716 ballots (0 over voted ballots, 0 overvotes, 281 blank voted), 1801 registered voters, turnout 39.76%

Brian Manning	429	98.62%
Write-In	6	1.38%

Statement of Votes Cast-Final Official
Wasco County, Special District Election, May 21, 2019
All Precincts, All Districts, All ScanStations, All Contests, All Boxes
Official Certified Results

Page: 8 of 8
2019-06-05
09:30:55

Total Ballots Cast: 3736, Registered Voters: 17195, Overall Turnout: 21.73%
14 precincts reported out of 14 total

Choice	Votes	Vote %
Total	435	100.00%

Port of The Dalles, Director, Position 2 (Vote for 1)

2747 ballots (0 over voted ballots, 0 overvotes, 618 blank voted), 14055 registered voters, turnout 19.54%

Greg Weast	2115	99.34%
Write-in	14	0.66%
Total	2129	100.00%

Port of The Dalles, Director, Position 4 (Vote for 1)

2747 ballots (0 over voted ballots, 0 overvotes, 718 blank voted), 14055 registered voters, turnout 19.54%

Staci L Coburn	2023	99.70%
Write-in	6	0.30%
Total	2029	100.00%

Port of The Dalles, Director, Position 5 (Vote for 1)

2747 ballots (0 over voted ballots, 0 overvotes, 601 blank voted), 14055 registered voters, turnout 19.54%

David A Griffith	2136	99.53%
Write-in	10	0.47%
Total	2146	100.00%

White River Health District, Director, Position 1 (Vote for 1)

689 ballots (0 over voted ballots, 0 overvotes, 268 blank voted), 1616 registered voters, turnout 42.64%

Jim Holycross	412	97.86%
Write-in	9	2.14%
Total	421	100.00%

White River Health District, Director, Position 2 (Vote for 1)

689 ballots (0 over voted ballots, 0 overvotes, 300 blank voted), 1616 registered voters, turnout 42.64%

Cherie Grahn	382	98.20%
Write-in	7	1.80%
Total	389	100.00%

White River Health District, Director, Position 4 (Vote for 1)

689 ballots (0 over voted ballots, 0 overvotes, 266 blank voted), 1616 registered voters, turnout 42.64%

Kathie Richey	411	97.16%
Write-in	12	2.84%
Total	423	100.00%

Measure 33-100, White River Health (Vote for 1)

689 ballots (0 over voted ballots, 0 overvotes, 17 blank voted), 1616 registered voters, turnout 42.64%

Yes	339	50.45%
No	333	49.55%
Total	672	100.00%

Hood River County
May 21st, 2019 Special District Election
All Precincts, All Districts, All ScanStations, Columbia Gorge Community College, Director, Position 3,
Columbia Gorge Community College, Director, Position 4, Columbia Gorge Community College,
Director, Position 6, All Boxes
Official Election Results Summary

Page: 1 of 1
2019-06-05
09:23:48

Total Ballots Cast: 6615, Registered Voters: 14653, Overall Turnout: 45.14%

Choice	Votes	Vote %
--------	-------	--------

All Precincts

Columbia Gorge Community College, Director, Position 3 (Vote for 1)

6615 ballots (0 over voted ballots, 0 overvotes, 3072 blank voted), 13774 registered voters, turnout 48.03%

Randy Helm	3494	98.62%
Write-in	49	1.38%
Total	3543	100.00%

Columbia Gorge Community College, Director, Position 4 (Vote for 1)

6615 ballots (22 over voted ballots, 22 overvotes, 3321 blank voted), 13774 registered voters, turnout 48.03%

Robin Feuerbacher	1797	54.92%
Tim Arbogast	1446	44.19%
Write-in	29	0.89%
Total	3272	100.00%

Columbia Gorge Community College, Director, Position 6 (Vote for 1)

6615 ballots (0 over voted ballots, 0 overvotes, 3100 blank voted), 13774 registered voters, turnout 48.03%

Antonio Baptista	3461	98.46%
Write-in	54	1.54%
Total	3515	100.00%

Hood River County
May 21st, 2019 Special District Election
All Precincts, All Districts, All ScanStations, Columbia Gorge Education Service District, Director, Zone
5, Columbia Gorge Education Service District, Director, Zone 6, All Boxes
Official Election Results Summary
Total Ballots Cast: 4788, Registered Voters: 14653, Overall Turnout: 32.68%

Page: 1 of 1
2019-06-05
09:22:54

Choice	Votes	Vote %
--------	-------	--------

All Precincts

Columbia Gorge Education Service District, Director, Zone 5 (Vote for 1)
2287 ballots (0 over voted ballots, 0 overvotes, 949 blank voted), 4687 registered voters, turnout 48.79%

Suze Nigl	1332	99.55%
Write-in	6	0.45%
Total	1338	100.00%

Columbia Gorge Education Service District, Director, Zone 6 (Vote for 1)
2501 ballots (0 over voted ballots, 0 overvotes, 2388 blank voted), 5146 registered voters, turnout 48.60%

Write-in	113	100.00%
Total	113	100.00%

Statement of Votes Cast, Final Official, Precinct Level
Wasco County, Special District Election, May 21, 2019
All Precincts, All Districts, All ScanStations, All Contests, All Boxes

Page: 1 of 25
2019-06-05
09:36:25

Official Certified Results
Total Ballots Cast: 3736, Registered Voters: 17195, Overall Turnout: 21.73%
14 precincts reported out of 14 total

Choice	Votes	Vote %
--------	-------	--------

Precinct 01

N Wasco County School District #21, Director, Zone 2 (Vote for 1)

44 ballots (0 over voted ballots, 0 overvotes, 9 blank voted), 258 registered voters, turnout 17.05%

Dawn Rasmussen	34	97.14%
Write-in	1	2.86%
Total	35	100.00%

N Wasco County School District #21, Director, Zone 3 (Vote for 1)

244 ballots (0 over voted ballots, 0 overvotes, 30 blank voted), 1735 registered voters, turnout 14.06%

David W Jones	130	60.75%
Maggie Rocha	83	38.79%
Write-in	1	0.47%
Total	214	100.00%

Mid Columbia Fire and Rescue, Director, Position 1 (Vote for 1)

434 ballots (0 over voted ballots, 0 overvotes, 33 blank voted), 2714 registered voters, turnout 15.99%

Diana L Bailey	268	66.83%
Mike Cronin	132	32.92%
Write-in	1	0.25%
Total	401	100.00%

Mid Columbia Fire and Rescue, Director, Position 2 (Vote for 1)

434 ballots (0 over voted ballots, 0 overvotes, 75 blank voted), 2714 registered voters, turnout 15.99%

Robert (Bob) Delaney	359	100.00%
Write-in	0	0.00%
Total	359	100.00%

Mid Columbia Fire and Rescue, Director, Position 3 (Vote for 1)

434 ballots (0 over voted ballots, 0 overvotes, 97 blank voted), 2714 registered voters, turnout 15.99%

David P Peters	334	99.11%
Write-in	3	0.89%
Total	337	100.00%

Mid Columbia Fire and Rescue, Director, Position 5 (Vote for 1)

434 ballots (0 over voted ballots, 0 overvotes, 86 blank voted), 2714 registered voters, turnout 15.99%

Dick L Schaffeld	348	100.00%
Write-in	0	0.00%
Total	348	100.00%

Northern Wasco County Parks & Rec, Director, Position 2 (Vote for 1)

434 ballots (0 over voted ballots, 0 overvotes, 92 blank voted), 2714 registered voters, turnout 15.99%

Tracy Dugick	342	100.00%
Write-in	0	0.00%
Total	342	100.00%

Northern Wasco County Parks & Rec, Director, Position 3 (Vote for 1)


434 ballots (0 over voted ballots, 0 overvotes, 103 blank voted), 2714 registered voters, turnout 15.99%

Brewster Whitmire	331	100.00%
Write-in	0	0.00%
Total	331	100.00%

Port of The Dalles, Director, Position 2 (Vote for 1)

434 ballots (0 over voted ballots, 0 overvotes, 82 blank voted), 2714 registered voters, turnout 15.99%

Greg Weast	351	99.72%
Write-in	1	0.28%
Total	352	100.00%



I, Lisa Gambee, Wasco County Clerk, do hereby certify that the votes recorded on this report correctly summarize the tally of votes cast at the May 21, 2019 Special District Election.

Dated this 5th day of June 2019.

Lisa Gambee

Lisa Gambee
Wasco County Clerk

Statement of Votes Cast, Final Official, Precinct Level
Wasco County, Special District Election, May 21, 2019
All Precincts, All Districts, All ScanStations, All Contests, All Boxes
Official Certified Results

Total Ballots Cast: 3736, Registered Voters: 17195, Overall Turnout: 21.73%
14 precincts reported out of 14 total

Page: 2 of 25
2019-06-05
09:36:25

Choice	Votes	Vote %
Port of The Dalles, Director, Position 4 (Vote for 1)		
434 ballots (0 over voted ballots, 0 overvotes, 100 blank voted), 2714 registered voters, turnout 15.99%		
Staci L Coburn	332	99.40%
Write-in	2	0.60%
Total	334	100.00%

Port of The Dalles, Director, Position 5 (Vote for 1)		
434 ballots (0 over voted ballots, 0 overvotes, 73 blank voted), 2714 registered voters, turnout 15.99%		
David A Griffith	360	99.72%
Write-in	1	0.28%
Total	361	100.00%

Precinct 02

Columbia Gorge Education Service District, Director, Zone 1 (Vote for 1)		
613 ballots (0 over voted ballots, 0 overvotes, 146 blank voted), 2818 registered voters, turnout 21.75%		
Maricela Elias	163	34.90%
Stephanie Ritchie	302	64.67%
Write-in	2	0.43%
Total	467	100.00%

N Wasco County School District #21, Director, Zone 2 (Vote for 1)		
25 ballots (0 over voted ballots, 0 overvotes, 3 blank voted), 155 registered voters, turnout 16.13%		
Dawn Rasmussen	22	100.00%
Write-in	0	0.00%
Total	22	100.00%

N Wasco County School District #21, Director, Zone 5 (Vote for 1)		
379 ballots (0 over voted ballots, 0 overvotes, 16 blank voted), 1543 registered voters, turnout 24.56%		
Sherry M Perry	32	8.82%
Bethani Studebaker	208	57.30%
Josh Farris	123	33.88%
Write-in	0	0.00%
Total	363	100.00%

N Wasco County School District #21, Director, Zone 6 (Vote for 1)		
120 ballots (0 over voted ballots, 0 overvotes, 4 blank voted), 388 registered voters, turnout 30.93%		
Trudy J Lupkes	14	12.07%
Cassie Ware	6	5.17%
Jose Aparicio	96	82.76%
Write-in	0	0.00%
Total	116	100.00%

Mid Columbia Fire and Rescue, Director, Position 1 (Vote for 1)		
613 ballots (0 over voted ballots, 0 overvotes, 89 blank voted), 2818 registered voters, turnout 21.75%		
Diana L Bailey	382	72.90%
Mike Cronin	142	27.10%
Write-in	0	0.00%
Total	524	100.00%

Mid Columbia Fire and Rescue, Director, Position 2 (Vote for 1)		
613 ballots (0 over voted ballots, 0 overvotes, 186 blank voted), 2818 registered voters, turnout 21.75%		
Robert (Bob) Delaney	427	100.00%
Write-in	0	0.00%
Total	427	100.00%

Mid Columbia Fire and Rescue, Director, Position 3 (Vote for 1)		
613 ballots (0 over voted ballots, 0 overvotes, 207 blank voted), 2818 registered voters, turnout 21.75%		

Statement of Votes Cast, Final Official, Precinct Level
Wasco County, Special District Election, May 21, 2019
All Precincts, All Districts, All ScanStations, All Contests, All Boxes
Official Certified Results

Page: 3 of 25
2019-06-05
09:36:25

Total Ballots Cast: 3736, Registered Voters: 17195, Overall Turnout: 21.73%
14 precincts reported out of 14 total

Choice	Votes	Vote %
David P Peters	405	99.75%
Write-in	1	0.25%
Total	406	100.00%

Mid Columbia Fire and Rescue, Director, Position 5 (Vote for 1)

613 ballots (0 over voted ballots, 0 overvotes, 180 blank voted), 2818 registered voters, turnout 21.75%

Dick L. Schaffeld	432	99.77%
Write-in	1	0.23%
Total	433	100.00%

Northern Wasco County Parks & Rec, Director, Position 2 (Vote for 1)

609 ballots (0 over voted ballots, 0 overvotes, 170 blank voted), 2770 registered voters, turnout 21.99%

Tracy Dugick	435	99.09%
Write-in	4	0.91%
Total	439	100.00%

Northern Wasco County Parks & Rec, Director, Position 3 (Vote for 1)

609 ballots (0 over voted ballots, 0 overvotes, 206 blank voted), 2770 registered voters, turnout 21.99%

Brewster Whitmire	401	99.50%
Write-in	2	0.50%
Total	403	100.00%

Port of The Dalles, Director, Position 2 (Vote for 1)

613 ballots (0 over voted ballots, 0 overvotes, 166 blank voted), 2818 registered voters, turnout 21.75%

Greg Weast	445	99.55%
Write-in	2	0.45%
Total	447	100.00%

Port of The Dalles, Director, Position 4 (Vote for 1)

613 ballots (0 over voted ballots, 0 overvotes, 193 blank voted), 2818 registered voters, turnout 21.75%

Staci L Coburn	420	100.00%
Write-in	0	0.00%
Total	420	100.00%

Port of The Dalles, Director, Position 5 (Vote for 1)

613 ballots (0 over voted ballots, 0 overvotes, 168 blank voted), 2818 registered voters, turnout 21.75%

David A Griffith	444	99.78%
Write-in	1	0.22%
Total	445	100.00%

Precinct 03

Columbia Gorge Education Service District, Director, Zone 1 (Vote for 1)

515 ballots (0 over voted ballots, 0 overvotes, 104 blank voted), 2336 registered voters, turnout 22.05%

Maricela Elias	127	30.90%
Stephanie Ritchie	284	69.10%
Write-in	0	0.00%
Total	411	100.00%

N Wasco County School District #21, Director, Zone 5 (Vote for 1)

99 ballots (0 over voted ballots, 0 overvotes, 1 blank voted), 393 registered voters, turnout 25.19%

Sherry M Perry	8	8.16%
Bethani Studebaker	52	53.06%
Josh Farris	38	38.78%
Write-in	0	0.00%
Total	98	100.00%

Statement of Votes Cast, Final Official, Precinct Level
Wasco County, Special District Election, May 21, 2019
All Precincts, All Districts, All ScanStations, All Contests, All Boxes
Official Certified Results

Page: 4 of 25
2019-06-05
09:36:25

Total Ballots Cast: 3736, Registered Voters: 17195, Overall Turnout: 21.73%
14 precincts reported out of 14 total

Choice	Votes	Vote %
N Wasco County School District #21, Director, Zone 6 (Vote for 1)		
344 ballots (0 over voted ballots, 0 overvotes, 16 blank voted), 1514 registered voters, turnout 22.72%		
Trudy J Lupkes	49	14.94%
Cassie Ware	66	20.12%
Jose Aparicio	213	64.94%
Write-in	0	0.00%
Total	328	100.00%
N Wasco County School District #21, Director, Zone 7 (Vote for 1)		
28 ballots (0 over voted ballots, 0 overvotes, 7 blank voted), 80 registered voters, turnout 35.00%		
Michael Sullivan	21	100.00%
Write-in	0	0.00%
Total	21	100.00%
Mid Columbia Fire and Rescue, Director, Position 1 (Vote for 1)		
515 ballots (0 over voted ballots, 0 overvotes, 64 blank voted), 2336 registered voters, turnout 22.05%		
Diana L Bailey	307	68.07%
Mike Cronin	143	31.71%
Write-in	1	0.22%
Total	451	100.00%
Mid Columbia Fire and Rescue, Director, Position 2 (Vote for 1)		
515 ballots (0 over voted ballots, 0 overvotes, 161 blank voted), 2336 registered voters, turnout 22.05%		
Robert (Bob) Delaney	353	99.72%
Write-in	1	0.28%
Total	354	100.00%
Mid Columbia Fire and Rescue, Director, Position 3 (Vote for 1)		
515 ballots (0 over voted ballots, 0 overvotes, 175 blank voted), 2336 registered voters, turnout 22.05%		
David P Peters	338	99.41%
Write-in	2	0.59%
Total	340	100.00%
Mid Columbia Fire and Rescue, Director, Position 5 (Vote for 1)		
515 ballots (1 over voted ballots, 1 overvotes, 153 blank voted), 2336 registered voters, turnout 22.05%		
Dick L Schaffeld	361	100.00%
Write-in	0	0.00%
Total	361	100.00%
Northern Wasco County Parks & Rec, Director, Position 2 (Vote for 1)		
515 ballots (0 over voted ballots, 0 overvotes, 162 blank voted), 2336 registered voters, turnout 22.05%		
Tracy Dugick	352	99.72%
Write-in	1	0.28%
Total	353	100.00%
Northern Wasco County Parks & Rec, Director, Position 3 (Vote for 1)		
515 ballots (0 over voted ballots, 0 overvotes, 168 blank voted), 2336 registered voters, turnout 22.05%		
Brewster Whitmire	346	99.71%
Write-in	1	0.29%
Total	347	100.00%
Port of The Dalles, Director, Position 2 (Vote for 1)		
515 ballots (0 over voted ballots, 0 overvotes, 160 blank voted), 2336 registered voters, turnout 22.05%		
Greg Weast	352	99.15%
Write-in	3	0.85%
Total	355	100.00%

Statement of Votes Cast, Final Official, Precinct Level
Wasco County, Special District Election, May 21, 2019
All Precincts, All Districts, All ScanStations, All Contests, All Boxes
Official Certified Results

Page: 5 of 25
2019-06-05
09:36:25

Total Ballots Cast: 3736, Registered Voters: 17195, Overall Turnout: 21.73%
14 precincts reported out of 14 total

Choice	Votes	Vote %
Port of The Dalles, Director, Position 4 (Vote for 1)		
515 ballots (0 over voted ballots, 0 overvotes, 163 blank voted), 2336 registered voters, turnout 22.05%		
Staci L. Coburn	351	99.72%
Write-in	1	0.28%
Total	352	100.00%
Port of The Dalles, Director, Position 5 (Vote for 1)		
515 ballots (0 over voted ballots, 0 overvotes, 150 blank voted), 2336 registered voters, turnout 22.05%		
David A. Griffith	363	99.45%
Write-in	2	0.55%
Total	365	100.00%
Precinct 04		
Dufur School District #29, Director, Position 2 (Vote for 1)		
14 ballots (0 over voted ballots, 0 overvotes, 0 blank voted), 83 registered voters, turnout 16.87%		
Cynthia Kortge	14	100.00%
Write-in	0	0.00%
Total	14	100.00%
Dufur School District #29, Director, Position 5 (Vote for 1)		
14 ballots (0 over voted ballots, 0 overvotes, 4 blank voted), 83 registered voters, turnout 16.87%		
Monica Byers	10	100.00%
Write-in	0	0.00%
Total	10	100.00%
N Wasco County School District #21, Director, Zone 7 (Vote for 1)		
375 ballots (0 over voted ballots, 0 overvotes, 74 blank voted), 1779 registered voters, turnout 21.08%		
Michael Sullivan	299	99.34%
Write-in	2	0.66%
Total	301	100.00%
Mid Columbia Fire and Rescue, Director, Position 1 (Vote for 1)		
389 ballots (0 over voted ballots, 0 overvotes, 23 blank voted), 1862 registered voters, turnout 20.89%		
Diana L. Bailey	258	70.49%
Mike Cronin	106	28.96%
Write-in	2	0.55%
Total	366	100.00%
Mid Columbia Fire and Rescue, Director, Position 2 (Vote for 1)		
389 ballots (0 over voted ballots, 0 overvotes, 72 blank voted), 1862 registered voters, turnout 20.89%		
Robert (Bob) Delaney	315	99.37%
Write-in	2	0.63%
Total	317	100.00%
Mid Columbia Fire and Rescue, Director, Position 3 (Vote for 1)		
389 ballots (0 over voted ballots, 0 overvotes, 81 blank voted), 1862 registered voters, turnout 20.89%		
David P. Peters	307	99.68%
Write-in	1	0.32%
Total	308	100.00%
Mid Columbia Fire and Rescue, Director, Position 5 (Vote for 1)		
389 ballots (0 over voted ballots, 0 overvotes, 73 blank voted), 1862 registered voters, turnout 20.89%		
Dick L. Schaffeld	316	100.00%
Write-in	0	0.00%
Total	316	100.00%

Statement of Votes Cast, Final Official, Precinct Level
Wasco County, Special District Election, May 21, 2019
All Precincts, All Districts, All ScanStations, All Contests, All Boxes
Official Certified Results

Page: 6 of 25
2019-06-05
09:36:25

Total Ballots Cast: 3736, Registered Voters: 17195, Overall Turnout: 21.73%
14 precincts reported out of 14 total

Choice	Votes	Vote %
Northern Wasco County Parks & Rec, Director, Position 2 (Vote for 1)		
389 ballots (0 over voted ballots, 0 overvotes, 73 blank voted), 1862 registered voters, turnout 20.89%		
Tracy Dugick	313	99.05%
Write-in	3	0.95%
Total	316	100.00%

Northern Wasco County Parks & Rec, Director, Position 3 (Vote for 1)		
389 ballots (0 over voted ballots, 0 overvotes, 90 blank voted), 1862 registered voters, turnout 20.89%		
Brewster Whilmire	298	99.67%
Write-in	1	0.33%
Total	299	100.00%

Port of The Dalles, Director, Position 2 (Vote for 1)		
389 ballots (0 over voted ballots, 0 overvotes, 71 blank voted), 1862 registered voters, turnout 20.89%		
Greg Weast	317	99.69%
Write-in	1	0.31%
Total	318	100.00%

Port of The Dalles, Director, Position 4 (Vote for 1)		
389 ballots (0 over voted ballots, 0 overvotes, 89 blank voted), 1862 registered voters, turnout 20.89%		
Staci L Coburn	300	100.00%
Write-in	0	0.00%
Total	300	100.00%

Port of The Dalles, Director, Position 5 (Vote for 1)		
389 ballots (0 over voted ballots, 0 overvotes, 70 blank voted), 1862 registered voters, turnout 20.89%		
David A Griffith	318	99.69%
Write-in	1	0.31%
Total	319	100.00%

Precinct 05

N Wasco County School District #21, Director, Zone 1 (Vote for 1)		
405 ballots (0 over voted ballots, 0 overvotes, 60 blank voted), 2057 registered voters, turnout 19.69%		
R Thistlethwaite	134	38.84%
Mary N Morehouse	96	27.83%
Erica Flores	113	32.75%
Write-in	2	0.58%
Total	345	100.00%

Mid Columbia Fire and Rescue, Director, Position 1 (Vote for 1)		
202 ballots (0 over voted ballots, 0 overvotes, 38 blank voted), 1221 registered voters, turnout 16.54%		
Diana L Bailey	108	65.85%
Mike Cronin	56	34.15%
Write-in	0	0.00%
Total	164	100.00%

Mid Columbia Fire and Rescue, Director, Position 2 (Vote for 1)		
202 ballots (0 over voted ballots, 0 overvotes, 62 blank voted), 1221 registered voters, turnout 16.54%		
Robert (Bob) Delaney	139	99.29%
Write-in	1	0.71%
Total	140	100.00%

Mid Columbia Fire and Rescue, Director, Position 3 (Vote for 1)		
202 ballots (0 over voted ballots, 0 overvotes, 58 blank voted), 1221 registered voters, turnout 16.54%		
David P Peters	143	99.31%
Write-in	1	0.69%

Statement of Votes Cast, Final Official, Precinct Level
Wasco County, Special District Election, May 21, 2019
All Precincts, All Districts, All ScanStations, All Contests, All Boxes
Official Certified Results

Page: 7 of 25
2019-06-05
09:36:25

Total Ballots Cast: 3736, Registered Voters: 17195, Overall Turnout: 21.73%
14 precincts reported out of 14 total

Choice	Votes	Vote %
Total	144	100.00%

Mid Columbia Fire and Rescue, Director, Position 5 (Vote for 1)

202 ballots (0 over voted ballots, 0 overvotes, 61 blank voted), 1221 registered voters, turnout 16.54%

Dick L Schaffeld	140	99.29%
Write-in	1	0.71%
Total	141	100.00%

Mosier Fire District, Director, Position 1 (Vote for 1)

190 ballots (0 over voted ballots, 0 overvotes, 38 blank voted), 799 registered voters, turnout 23.78%

Steve Fisher	138	90.79%
Write-in	14	9.21%
Total	152	100.00%

Mosier Fire District, Director, Position 4 (Vote for 1)

190 ballots (0 over voted ballots, 0 overvotes, 36 blank voted), 799 registered voters, turnout 23.78%

Joanne Rubin	143	92.86%
Write-in	11	7.14%
Total	154	100.00%

Mosier Fire District, Director, Position 5 (Vote for 1)

190 ballots (0 over voted ballots, 0 overvotes, 16 blank voted), 799 registered voters, turnout 23.78%

Philip Evans	162	93.10%
Write-in	12	6.90%
Total	174	100.00%

Tooley Water District, Director, Position 3 (Vote for 1)

14 ballots (0 over voted ballots, 0 overvotes, 0 blank voted), 61 registered voters, turnout 22.95%

Carol Mauser	14	100.00%
Write-in	0	0.00%
Total	14	100.00%

Tooley Water District, Director, Position 4 (Vote for 1)

14 ballots (0 over voted ballots, 0 overvotes, 11 blank voted), 61 registered voters, turnout 22.95%

Write-in	3	100.00%
Total	3	100.00%

Tooley Water District, Director, Position 5 (Vote for 1)

14 ballots (0 over voted ballots, 0 overvotes, 0 blank voted), 61 registered voters, turnout 22.95%

Debby Jones	14	100.00%
Write-in	0	0.00%
Total	14	100.00%

Northern Wasco County Parks & Rec, Director, Position 2 (Vote for 1)

92 ballots (0 over voted ballots, 0 overvotes, 22 blank voted), 595 registered voters, turnout 15.46%

Tracy Dugick	70	100.00%
Write-in	0	0.00%
Total	70	100.00%

Northern Wasco County Parks & Rec, Director, Position 3 (Vote for 1)

92 ballots (0 over voted ballots, 0 overvotes, 25 blank voted), 595 registered voters, turnout 15.46%

Brewster Whitmire	67	100.00%
Write-in	0	0.00%
Total	67	100.00%

Statement of Votes Cast, Final Official, Precinct Level
Wasco County, Special District Election, May 21, 2019
All Precincts, All Districts, All ScanStations, All Contests, All Boxes
Official Certified Results

Page: 8 of 25
2019-06-05
09:36:25

Total Ballots Cast: 3736, Registered Voters: 17195, Overall Turnout: 21.73%
14 precincts reported out of 14 total

Choice	Votes	Vote %
Port of The Dalles, Director, Position 2 (Vote for 1)		
169 ballots (0 over voted ballots, 0 overvotes, 41 blank voted), 1049 registered voters, turnout 16.11%		
Greg Weast	128	100.00%
Write-in	0	0.00%
Total	128	100.00%

Port of The Dalles, Director, Position 4 (Vote for 1)		
169 ballots (0 over voted ballots, 0 overvotes, 49 blank voted), 1049 registered voters, turnout 16.11%		
Staci L Coburn	120	100.00%
Write-in	0	0.00%
Total	120	100.00%

Port of The Dalles, Director, Position 5 (Vote for 1)		
169 ballots (0 over voted ballots, 0 overvotes, 43 blank voted), 1049 registered voters, turnout 16.11%		
David A Griffith	125	99.21%
Write-in	1	0.79%
Total	126	100.00%

Precinct 06

Columbia Gorge Education Service District, Director, Zone 1 (Vote for 1)		
79 ballots (0 over voted ballots, 0 overvotes, 16 blank voted), 564 registered voters, turnout 14.01%		
Maricela Elias	18	28.57%
Stephanie Ritchie	44	69.84%
Write-in	1	1.59%
Total	63	100.00%

N Wasco County School District #21, Director, Zone 2 (Vote for 1)		
55 ballots (0 over voted ballots, 0 overvotes, 13 blank voted), 345 registered voters, turnout 15.94%		
Dawn Rasmussen	41	97.62%
Write-in	1	2.38%
Total	42	100.00%

N Wasco County School District #21, Director, Zone 3 (Vote for 1)		
24 ballots (0 over voted ballots, 0 overvotes, 5 blank voted), 219 registered voters, turnout 10.96%		
David W Jones	15	78.95%
Maggie Rocha	4	21.05%
Write-in	0	0.00%
Total	19	100.00%

Mid Columbia Fire and Rescue, Director, Position 1 (Vote for 1)		
79 ballots (0 over voted ballots, 0 overvotes, 7 blank voted), 564 registered voters, turnout 14.01%		
Diana L Bailey	38	52.78%
Mike Cronin	33	45.83%
Write-in	1	1.39%
Total	72	100.00%

Mid Columbia Fire and Rescue, Director, Position 2 (Vote for 1)		
79 ballots (0 over voted ballots, 0 overvotes, 18 blank voted), 564 registered voters, turnout 14.01%		
Robert (Bob) Delaney	60	98.36%
Write-in	1	1.64%
Total	61	100.00%

Mid Columbia Fire and Rescue, Director, Position 3 (Vote for 1)		
79 ballots (0 over voted ballots, 0 overvotes, 21 blank voted), 564 registered voters, turnout 14.01%		
David P Peters	56	96.55%
Write-in	2	3.45%

Statement of Votes Cast, Final Official, Precinct Level
Wasco County, Special District Election, May 21, 2019
All Precincts, All Districts, All ScanStations, All Contests, All Boxes
Official Certified Results

Page: 9 of 25
2019-06-05
09:36:25

Total Ballots Cast: 3736, Registered Voters: 17195, Overall Turnout: 21.73%
14 precincts reported out of 14 total

Choice	Votes	Vote %
Total	58	100.00%

Mid Columbia Fire and Rescue, Director, Position 5 (Vote for 1)

79 ballots (0 over voted ballots, 0 overvotes, 16 blank voted), 564 registered voters, turnout 14.01%

Dick L Schaffeld	61	96.83%
Write-in	2	3.17%
Total	63	100.00%

Northern Wasco County Parks & Rec, Director, Position 2 (Vote for 1)

79 ballots (0 over voted ballots, 0 overvotes, 17 blank voted), 564 registered voters, turnout 14.01%

Tracy Dugick	60	96.77%
Write-in	2	3.23%
Total	62	100.00%

Northern Wasco County Parks & Rec, Director, Position 3 (Vote for 1)

79 ballots (0 over voted ballots, 0 overvotes, 19 blank voted), 564 registered voters, turnout 14.01%

Brewster Whitmire	59	98.33%
Write-in	1	1.67%
Total	60	100.00%

Port of The Dalles, Director, Position 2 (Vote for 1)

79 ballots (0 over voted ballots, 0 overvotes, 11 blank voted), 564 registered voters, turnout 14.01%

Greg Weast	66	97.06%
Write-in	2	2.94%
Total	68	100.00%

Port of The Dalles, Director, Position 4 (Vote for 1)

79 ballots (0 over voted ballots, 0 overvotes, 19 blank voted), 564 registered voters, turnout 14.01%

Staci L Coburn	58	96.67%
Write-in	2	3.33%
Total	60	100.00%

Port of The Dalles, Director, Position 5 (Vote for 1)

79 ballots (0 over voted ballots, 0 overvotes, 10 blank voted), 564 registered voters, turnout 14.01%

David A Griffith	67	97.10%
Write-in	2	2.90%
Total	69	100.00%

Precinct 07

N Wasco County School District #21, Director, Zone 2 (Vote for 1)

229 ballots (0 over voted ballots, 0 overvotes, 38 blank voted), 1129 registered voters, turnout 20.28%

Dawn Rasmussen	190	99.48%
Write-in	1	0.52%
Total	191	100.00%

Mid Columbia Fire and Rescue, Director, Position 1 (Vote for 1)

229 ballots (0 over voted ballots, 0 overvotes, 14 blank voted), 1129 registered voters, turnout 20.28%

Diana L Bailey	172	80.00%
Mike Cronin	43	20.00%
Write-in	0	0.00%
Total	215	100.00%

Mid Columbia Fire and Rescue, Director, Position 2 (Vote for 1)

229 ballots (0 over voted ballots, 0 overvotes, 24 blank voted), 1129 registered voters, turnout 20.28%

Robert (Bob) Delaney	205	100.00%
Write-in	0	0.00%

Statement of Votes Cast, Final Official, Precinct Level
Wasco County, Special District Election, May 21, 2019
All Precincts, All Districts, All ScanStations, All Contests, All Boxes
Official Certified Results

Page: 10 of 25

2019-06-05

09:36:25

Total Ballots Cast: 3736, Registered Voters: 17195, Overall Turnout: 21.73%
14 precincts reported out of 14 total

Choice	Votes	Vote %
Total	205	100.00%

Mid Columbia Fire and Rescue, Director, Position 3 (Vote for 1)

229 ballots (0 over voted ballots, 0 overvotes, 40 blank voted), 1129 registered voters, turnout 20.28%

David P Peters	189	100.00%
Write-in	0	0.00%
Total	189	100.00%

Mid Columbia Fire and Rescue, Director, Position 5 (Vote for 1)

229 ballots (0 over voted ballots, 0 overvotes, 29 blank voted), 1129 registered voters, turnout 20.28%

Dick L Schaffeld	200	100.00%
Write-in	0	0.00%
Total	200	100.00%

Northern Wasco County Parks & Rec, Director, Position 2 (Vote for 1)

22 ballots (0 over voted ballots, 0 overvotes, 4 blank voted), 104 registered voters, turnout 21.15%

Tracy Dugick	18	100.00%
Write-in	0	0.00%
Total	18	100.00%

Northern Wasco County Parks & Rec, Director, Position 3 (Vote for 1)

22 ballots (0 over voted ballots, 0 overvotes, 3 blank voted), 104 registered voters, turnout 21.15%

Brewster Whitmire	19	100.00%
Write-in	0	0.00%
Total	19	100.00%

Port of The Dalles, Director, Position 2 (Vote for 1)

229 ballots (0 over voted ballots, 0 overvotes, 29 blank voted), 1129 registered voters, turnout 20.28%

Greg Weast	199	99.50%
Write-in	1	0.50%
Total	200	100.00%

Port of The Dalles, Director, Position 4 (Vote for 1)

229 ballots (0 over voted ballots, 0 overvotes, 38 blank voted), 1129 registered voters, turnout 20.28%

Staci L Coburn	190	99.48%
Write-in	1	0.52%
Total	191	100.00%

Port of The Dalles, Director, Position 5 (Vote for 1)

229 ballots (0 over voted ballots, 0 overvotes, 32 blank voted), 1129 registered voters, turnout 20.28%

David A Griffith	197	100.00%
Write-in	0	0.00%
Total	197	100.00%

Precinct 08

Dufur School District #29, Director, Position 2 (Vote for 1)

63 ballots (0 over voted ballots, 0 overvotes, 4 blank voted), 371 registered voters, turnout 16.98%

Cynthia Kortge	59	100.00%
Write-in	0	0.00%
Total	59	100.00%

Dufur School District #29, Director, Position 5 (Vote for 1)

63 ballots (0 over voted ballots, 0 overvotes, 14 blank voted), 371 registered voters, turnout 16.98%

Monica Byers	48	97.96%
Write-in	1	2.04%
Total	49	100.00%

Statement of Votes Cast, Final Official, Precinct Level
Wasco County, Special District Election, May 21, 2019
All Precincts, All Districts, All ScanStations, All Contests, All Boxes
Official Certified Results

Page: 11 of 25

2019-06-05

09:36:25

Total Ballots Cast: 3736, Registered Voters: 17195, Overall Turnout: 21.73%
14 precincts reported out of 14 total

Choice	Votes	Vote %
Dufur Recreation District, Director, Position 1 (Vote for 1)		
43 ballots (0 over voted ballots, 0 overvotes, 39 blank voted), 299 registered voters, turnout 14.38%		
Write-in	4	100.00%
Total	4	100.00%

Dufur Recreation District, Director, Position 3 (Vote for 1)		
43 ballots (0 over voted ballots, 0 overvotes, 12 blank voted), 299 registered voters, turnout 14.38%		
Victoria R Vaughn	31	100.00%
Write-in	0	0.00%
Total	31	100.00%

Port of The Dalles, Director, Position 2 (Vote for 1)		
63 ballots (0 over voted ballots, 0 overvotes, 11 blank voted), 371 registered voters, turnout 16.98%		
Greg Weast	52	100.00%
Write-in	0	0.00%
Total	52	100.00%

Port of The Dalles, Director, Position 4 (Vote for 1)		
63 ballots (0 over voted ballots, 0 overvotes, 15 blank voted), 371 registered voters, turnout 16.98%		
Staci L Coburn	48	100.00%
Write-in	0	0.00%
Total	48	100.00%

Port of The Dalles, Director, Position 5 (Vote for 1)		
63 ballots (0 over voted ballots, 0 overvotes, 9 blank voted), 371 registered voters, turnout 16.98%		
David A Griffith	54	100.00%
Write-in	0	0.00%
Total	54	100.00%

Precinct 09

South Wasco Co School District #1, Director, Zone 2 (Vote for 1)		
326 ballots (0 over voted ballots, 0 overvotes, 114 blank voted), 779 registered voters, turnout 41.85%		
Joan F Stark	210	99.06%
Write-in	2	0.94%
Total	212	100.00%

South Wasco Co School District #1, Director, Zone 4 (Vote for 1)		
326 ballots (0 over voted ballots, 0 overvotes, 87 blank voted), 779 registered voters, turnout 41.85%		
Sharon DeHart	104	43.51%
Tammarra Ferguson	133	55.65%
Write-in	2	0.84%
Total	239	100.00%

South Wasco Co School District #1, Director, Zone 5 (Vote for 1)		
326 ballots (0 over voted ballots, 0 overvotes, 111 blank voted), 779 registered voters, turnout 41.85%		
Melissa Huntley	215	100.00%
Write-in	0	0.00%
Total	215	100.00%

South Wasco Co School District #1, Director, Zone 7 (Vote for 1)		
326 ballots (0 over voted ballots, 0 overvotes, 124 blank voted), 779 registered voters, turnout 41.85%		
Rob Miles	202	100.00%
Write-in	0	0.00%
Total	202	100.00%

Statement of Votes Cast, Final Official, Precinct Level
Wasco County, Special District Election, May 21, 2019
All Precincts, All Districts, All ScanStations, All Contests, All Boxes
Official Certified Results

Page: 12 of 25
2019-06-05
09:36:25

Total Ballots Cast: 3736, Registered Voters: 17195, Overall Turnout: 21.73%
14 precincts reported out of 14 total

Choice	Votes	Vote %
Tygh Valley RFPD, Director, Position 2 (Vote for 1)		
38 ballots (0 over voted ballots, 0 overvotes, 6 blank voted), 72 registered voters, turnout 52.78%		
Terry M Stark	22	68.75%
Brandon Ferguson	10	31.25%
Write-in	0	0.00%
Total	32	100.00%
Tygh Valley RFPD, Director, Position 3 (Vote for 1)		
38 ballots (0 over voted ballots, 0 overvotes, 10 blank voted), 72 registered voters, turnout 52.78%		
Joan F Stark	27	96.43%
Write-in	1	3.57%
Total	28	100.00%
Tygh Valley RFPD, Director, Position 4 (Vote for 1)		
38 ballots (0 over voted ballots, 0 overvotes, 12 blank voted), 72 registered voters, turnout 52.78%		
Kenneth Martin	26	100.00%
Write-in	0	0.00%
Total	26	100.00%
Tygh Valley RFPD, Director, Position 5 (Vote for 1)		
38 ballots (0 over voted ballots, 0 overvotes, 15 blank voted), 72 registered voters, turnout 52.78%		
Marcia G Whitney	23	100.00%
Write-in	0	0.00%
Total	23	100.00%
Wamic Rural Fire Protection District, Director, Position 1 (Vote for 1)		
288 ballots (0 over voted ballots, 0 overvotes, 98 blank voted), 707 registered voters, turnout 40.74%		
Catherine J Condit	190	100.00%
Write-in	0	0.00%
Total	190	100.00%
Wamic Rural Fire Protection District, Director, Position 2 (Vote for 1)		
288 ballots (0 over voted ballots, 0 overvotes, 94 blank voted), 707 registered voters, turnout 40.74%		
William Aarnio	194	100.00%
Write-in	0	0.00%
Total	194	100.00%
Wamic Rural Fire Protection District, Director, Position 4 (Vote for 1)		
288 ballots (0 over voted ballots, 0 overvotes, 109 blank voted), 707 registered voters, turnout 40.74%		
Larry Warren	179	100.00%
Write-in	0	0.00%
Total	179	100.00%
Wamic Rural Fire Protection District, Director, Position 5 (Vote for 1)		
288 ballots (0 over voted ballots, 0 overvotes, 115 blank voted), 707 registered voters, turnout 40.74%		
Mick Carey	169	97.69%
Write-in	4	2.31%
Total	173	100.00%
Tygh Valley Water District, Director, Position 1 (Vote for 1)		
4 ballots (0 over voted ballots, 0 overvotes, 1 blank voted), 10 registered voters, turnout 40.00%		
Dan Jaffe	3	100.00%
Write-in	0	0.00%
Total	3	100.00%

Statement of Votes Cast, Final Official, Precinct Level
Wasco County, Special District Election, May 21, 2019
All Precincts, All Districts, All ScanStations, All Contests, All Boxes
Official Certified Results

Page: 13 of 25
2019-06-05
09:36:25

Total Ballots Cast: 3736, Registered Voters: 17195, Overall Turnout: 21.73%
14 precincts reported out of 14 total

Choice	Votes	Vote %
Tygh Valley Water District, Director, Position 2 (Vote for 1)		
4 ballots (0 over voted ballots, 0 overvotes, 1 blank voted), 10 registered voters, turnout 40.00%		
Wendy S Martin	3	100.00%
Write-in	0	0.00%
Total	3	100.00%

Tygh Valley Water District, Director, Position 3 (Vote for 1)		
4 ballots (0 over voted ballots, 0 overvotes, 0 blank voted), 10 registered voters, turnout 40.00%		
Gerald Tripp	4	100.00%
Write-in	0	0.00%
Total	4	100.00%

Tygh Valley Water District, Director, Position 4 (Vote for 1)		
4 ballots (0 over voted ballots, 0 overvotes, 0 blank voted), 10 registered voters, turnout 40.00%		
Sam Cobb	4	100.00%
Write-in	0	0.00%
Total	4	100.00%

Wamic Water and Sanitary Authority, Director, Position 1 (Vote for 1)		
38 ballots (0 over voted ballots, 0 overvotes, 12 blank voted), 82 registered voters, turnout 46.34%		
Jeffrey G Burgener	26	100.00%
Write-in	0	0.00%
Total	26	100.00%

Wamic Water and Sanitary Authority, Director, Position 2 (Vote for 1)		
38 ballots (0 over voted ballots, 0 overvotes, 17 blank voted), 82 registered voters, turnout 46.34%		
Travis K Hillman	21	100.00%
Write-in	0	0.00%
Total	21	100.00%

Wamic Water and Sanitary Authority, Director, Position 4 (Vote for 1)		
38 ballots (0 over voted ballots, 0 overvotes, 14 blank voted), 82 registered voters, turnout 46.34%		
Robert A Goleman	23	95.83%
Write-in	1	4.17%
Total	24	100.00%

South Wasco Park & Recreation, Director, Position 1 (Vote for 1)		
326 ballots (0 over voted ballots, 0 overvotes, 107 blank voted), 779 registered voters, turnout 41.85%		
Valerie Manning	218	99.54%
Write-in	1	0.46%
Total	219	100.00%

South Wasco Park & Recreation, Director, Position 3 (Vote for 1)		
326 ballots (0 over voted ballots, 0 overvotes, 125 blank voted), 779 registered voters, turnout 41.85%		
David M Deurwaarder	200	99.50%
Write-in	1	0.50%
Total	201	100.00%

South Wasco Park & Recreation, Director, Position 5 (Vote for 1)		
326 ballots (0 over voted ballots, 0 overvotes, 111 blank voted), 779 registered voters, turnout 41.85%		
Brian Manning	214	99.53%
Write-in	1	0.47%
Total	215	100.00%

Port of The Dalles, Director, Position 2 (Vote for 1)		
5 ballots (0 over voted ballots, 0 overvotes, 5 blank voted), 7 registered voters, turnout 71.43%		
Greg Weast	0	0.00%

Statement of Votes Cast, Final Official, Precinct Level
Wasco County, Special District Election, May 21, 2019
All Precincts, All Districts, All ScanStations, All Contests, All Boxes
Official Certified Results

Page: 14 of 25
2019-06-05
09:36:25

Total Ballots Cast: 3736, Registered Voters: 17195, Overall Turnout: 21.73%
14 precincts reported out of 14 total

Choice	Votes	Vote %
Write-in	0	0.00%
Total	0	0.00%

Port of The Dalles, Director, Position 4 (Vote for 1)

5 ballots (0 over voted ballots, 0 overvotes, 3 blank voted), 7 registered voters, turnout 71.43%

Staci L Coburn	2	100.00%
Write-in	0	0.00%
Total	2	100.00%

Port of The Dalles, Director, Position 5 (Vote for 1)

5 ballots (0 over voted ballots, 0 overvotes, 4 blank voted), 7 registered voters, turnout 71.43%

David A Griffith	1	100.00%
Write-in	0	0.00%
Total	1	100.00%

White River Health District, Director, Position 1 (Vote for 1)

326 ballots (0 over voted ballots, 0 overvotes, 127 blank voted), 779 registered voters, turnout 41.85%

Jim Holycross	197	98.99%
Write-in	2	1.01%
Total	199	100.00%

White River Health District, Director, Position 2 (Vote for 1)

326 ballots (0 over voted ballots, 0 overvotes, 130 blank voted), 779 registered voters, turnout 41.85%

Cherie Grahn	193	98.47%
Write-in	3	1.53%
Total	196	100.00%

White River Health District, Director, Position 4 (Vote for 1)

326 ballots (0 over voted ballots, 0 overvotes, 121 blank voted), 779 registered voters, turnout 41.85%

Kathie Richey	202	98.54%
Write-in	3	1.46%
Total	205	100.00%

Measure 33-100, White River Health (Vote for 1)

326 ballots (0 over voted ballots, 0 overvotes, 8 blank voted), 779 registered voters, turnout 41.85%

Yes	139	43.71%
No	179	56.29%
Total	318	100.00%

Precinct 10

Jefferson County ESD Director - Position 6 - At-Large (Vote for 1)

44 ballots (0 over voted ballots, 0 overvotes, 41 blank voted), 341 registered voters, turnout 12.90%

Write-in	3	100.00%
Total	3	100.00%

Jefferson County School District 509-J Board Position 4 (Vote for 1)

44 ballots (0 over voted ballots, 0 overvotes, 2 blank voted), 341 registered voters, turnout 12.90%

Courtney Sneed	8	19.05%
Casandra Moses	33	78.57%
Write-in	1	2.38%
Total	42	100.00%

Jefferson County School District 509-J Board Position 5 (Vote for 1)

44 ballots (0 over voted ballots, 0 overvotes, 1 blank voted), 341 registered voters, turnout 12.90%

Carina Miller	25	58.14%
Taylor Lark	8	18.60%
Kevin L Richards	9	20.93%

Statement of Votes Cast, Final Official, Precinct Level
Wasco County, Special District Election, May 21, 2019
All Precincts, All Districts, All ScanStations, All Contests, All Boxes
Official Certified Results

Page: 15 of 25
2019-06-05
09:36:25

Total Ballots Cast: 3736, Registered Voters: 17195, Overall Turnout: 21.73%
14 precincts reported out of 14 total

Choice	Votes	Vote %
Write-in	1	2.33%
Total	43	100.00%

South Wasco Co School District #1, Director, Zone 2 (Vote for 1)

282 ballots (0 over voted ballots, 0 overvotes, 108 blank voted), 590 registered voters, turnout 47.80%

Joan F Stark	169	97.13%
Write-in	5	2.87%
Total	174	100.00%

South Wasco Co School District #1, Director, Zone 4 (Vote for 1)

282 ballots (0 over voted ballots, 0 overvotes, 42 blank voted), 590 registered voters, turnout 47.80%

Sharon DeHart	100	41.67%
Tammarra Ferguson	130	54.17%
Write-in	10	4.17%
Total	240	100.00%

South Wasco Co School District #1, Director, Zone 5 (Vote for 1)

282 ballots (0 over voted ballots, 0 overvotes, 117 blank voted), 590 registered voters, turnout 47.80%

Melissa Huntley	160	96.97%
Write-in	5	3.03%
Total	165	100.00%

South Wasco Co School District #1, Director, Zone 7 (Vote for 1)

282 ballots (0 over voted ballots, 0 overvotes, 120 blank voted), 590 registered voters, turnout 47.80%

Rob Miles	154	95.06%
Write-in	8	4.94%
Total	162	100.00%

Juniper Flat RFPD, Director, Position 1 (Vote for 1)

114 ballots (0 over voted ballots, 0 overvotes, 41 blank voted), 242 registered voters, turnout 47.11%

Greg Campbell	72	98.63%
Write-in	1	1.37%
Total	73	100.00%

Juniper Flat RFPD, Director, Position 2 (Vote for 1)

114 ballots (0 over voted ballots, 0 overvotes, 47 blank voted), 242 registered voters, turnout 47.11%

Corrine Davis	66	98.51%
Write-in	1	1.49%
Total	67	100.00%

Juniper Flat RFPD, Director, Position 4 (Vote for 1)

114 ballots (0 over voted ballots, 0 overvotes, 22 blank voted), 242 registered voters, turnout 47.11%

Brian Silvey	56	60.87%
Robert Larsell	36	39.13%
Write-in	0	0.00%
Total	92	100.00%

Pinegrove Water District, Director, Position 1 (Vote for 1)

34 ballots (0 over voted ballots, 0 overvotes, 25 blank voted), 74 registered voters, turnout 45.95%

Write-in	9	100.00%
Total	9	100.00%

Pinegrove Water District, Director, Position 2 (Vote for 1)

34 ballots (0 over voted ballots, 0 overvotes, 26 blank voted), 74 registered voters, turnout 45.95%

Write-in	8	100.00%
Total	8	100.00%

Statement of Votes Cast, Final Official, Precinct Level
Wasco County, Special District Election, May 21, 2019
All Precincts, All Districts, All ScanStations, All Contests, All Boxes
Official Certified Results

Page: 16 of 25
2019-06-05
09:36:25

Total Ballots Cast: 3736, Registered Voters: 17195, Overall Turnout: 21.73%
14 precincts reported out of 14 total

Choice	Votes	Vote %
Jefferson County Library District, Board Position 1 (Vote for 1)		
44 ballots (0 over voted ballots, 0 overvotes, 41 blank voted), 341 registered voters, turnout 12.90%		
Write-in	3	100.00%
Total	3	100.00%
Jefferson County Library District, Board Position 2 (Vote for 1)		
44 ballots (0 over voted ballots, 0 overvotes, 13 blank voted), 341 registered voters, turnout 12.90%		
Guy Chittenden	30	96.77%
Write-in	1	3.23%
Total	31	100.00%
South Wasco Park & Recreation, Director, Position 1 (Vote for 1)		
284 ballots (0 over voted ballots, 0 overvotes, 122 blank voted), 593 registered voters, turnout 47.89%		
Valerie Manning	159	98.15%
Write-in	3	1.85%
Total	162	100.00%
South Wasco Park & Recreation, Director, Position 3 (Vote for 1)		
284 ballots (0 over voted ballots, 0 overvotes, 139 blank voted), 593 registered voters, turnout 47.89%		
David M Deurwaarder	141	97.24%
Write-in	4	2.76%
Total	145	100.00%
South Wasco Park & Recreation, Director, Position 5 (Vote for 1)		
284 ballots (0 over voted ballots, 0 overvotes, 131 blank voted), 593 registered voters, turnout 47.89%		
Brian Manning	150	98.04%
Write-in	3	1.96%
Total	153	100.00%
White River Health District, Director, Position 1 (Vote for 1)		
282 ballots (0 over voted ballots, 0 overvotes, 111 blank voted), 590 registered voters, turnout 47.80%		
Jim Holycross	164	95.91%
Write-in	7	4.09%
Total	171	100.00%
White River Health District, Director, Position 2 (Vote for 1)		
282 ballots (0 over voted ballots, 0 overvotes, 138 blank voted), 590 registered voters, turnout 47.80%		
Cherie Grahn	140	97.22%
Write-in	4	2.78%
Total	144	100.00%
White River Health District, Director, Position 4 (Vote for 1)		
282 ballots (0 over voted ballots, 0 overvotes, 116 blank voted), 590 registered voters, turnout 47.80%		
Kathie Richey	157	94.58%
Write-in	9	5.42%
Total	166	100.00%
Measure 33-100, White River Health (Vote for 1)		
282 ballots (0 over voted ballots, 0 overvotes, 4 blank voted), 590 registered voters, turnout 47.80%		
Yes	157	56.47%
No	121	43.53%
Total	278	100.00%

Precinct 11

N Wasco County School District #21, Director, Zone 2 (Vote for 1)
36 ballots (0 over voted ballots, 0 overvotes, 10 blank voted), 158 registered voters, turnout 22.78%
Dawn Rasmussen 26 100.00%

Statement of Votes Cast, Final Official, Precinct Level
Wasco County, Special District Election, May 21, 2019
All Precincts, All Districts, All ScanStations, All Contests, All Boxes
Official Certified Results

Page: 17 of 25
2019-06-05
09:36:25

Total Ballots Cast: 3736, Registered Voters: 17195, Overall Turnout: 21.73%
14 precincts reported out of 14 total

Choice	Votes	Vote %
Write-in	0	0.00%
Total	26	100.00%

N Wasco County School District #21, Director, Zone 5 (Vote for 1)

0 ballots (0 over voted ballots, 0 overvotes, 0 blank voted), 1 registered voters, turnout 0.00%

Sherry M Perry	0	0.00%
Bethani Studebaker	0	0.00%
Josh Farris	0	0.00%
Write-in	0	0.00%
Total	0	0.00%

N Wasco County School District #21, Director, Zone 6 (Vote for 1)

0 ballots (0 over voted ballots, 0 overvotes, 0 blank voted), 3 registered voters, turnout 0.00%

Trudy J Lupkes	0	0.00%
Cassie Ware	0	0.00%
Jose Aparicio	0	0.00%
Write-in	0	0.00%
Total	0	0.00%

N Wasco County School District #21, Director, Zone 7 (Vote for 1)

52 ballots (0 over voted ballots, 0 overvotes, 13 blank voted), 210 registered voters, turnout 24.76%

Michael Sullivan	38	97.44%
Write-in	1	2.56%
Total	39	100.00%

Mid Columbia Fire and Rescue, Director, Position 1 (Vote for 1)

88 ballots (0 over voted ballots, 0 overvotes, 6 blank voted), 372 registered voters, turnout 23.66%

Diana L Bailey	56	68.29%
Mike Cronin	26	31.71%
Write-in	0	0.00%
Total	82	100.00%

Mid Columbia Fire and Rescue, Director, Position 2 (Vote for 1)

88 ballots (0 over voted ballots, 0 overvotes, 21 blank voted), 372 registered voters, turnout 23.66%

Robert (Bob) Delaney	66	98.51%
Write-in	1	1.49%
Total	67	100.00%

Mid Columbia Fire and Rescue, Director, Position 3 (Vote for 1)

88 ballots (0 over voted ballots, 0 overvotes, 24 blank voted), 372 registered voters, turnout 23.66%

David P Peters	63	98.44%
Write-in	1	1.56%
Total	64	100.00%

Mid Columbia Fire and Rescue, Director, Position 5 (Vote for 1)

88 ballots (0 over voted ballots, 0 overvotes, 21 blank voted), 372 registered voters, turnout 23.66%

Dick L Schaffeld	66	98.51%
Write-in	1	1.49%
Total	67	100.00%

Northern Wasco County Parks & Rec, Director, Position 2 (Vote for 1)

42 ballots (0 over voted ballots, 0 overvotes, 10 blank voted), 147 registered voters, turnout 28.57%

Tracy Dugick	32	100.00%
Write-in	0	0.00%
Total	32	100.00%

Statement of Votes Cast, Final Official, Precinct Level
Wasco County, Special District Election, May 21, 2019
All Precincts, All Districts, All ScanStations, All Contests, All Boxes
Official Certified Results

Page: 18 of 25
2019-06-05
09:36:25

Total Ballots Cast: 3736, Registered Voters: 17195, Overall Turnout: 21.73%
14 precincts reported out of 14 total

Choice	Votes	Vote %
Northern Wasco County Parks & Rec, Director, Position 3 (Vote for 1)		
42 ballots (0 over voted ballots, 0 overvotes, 12 blank voted), 147 registered voters, turnout 28.57%		
Brewster Whitmire	30	100.00%
Write-in	0	0.00%
Total	30	100.00%
Port of The Dalles, Director, Position 2 (Vote for 1)		
88 ballots (0 over voted ballots, 0 overvotes, 21 blank voted), 372 registered voters, turnout 23.66%		
Greg Weast	66	98.51%
Write-in	1	1.49%
Total	67	100.00%
Port of The Dalles, Director, Position 4 (Vote for 1)		
88 ballots (0 over voted ballots, 0 overvotes, 25 blank voted), 372 registered voters, turnout 23.66%		
Staci L Coburn	63	100.00%
Write-in	0	0.00%
Total	63	100.00%
Port of The Dalles, Director, Position 5 (Vote for 1)		
88 ballots (0 over voted ballots, 0 overvotes, 22 blank voted), 372 registered voters, turnout 23.66%		
David A Griffith	66	100.00%
Write-in	0	0.00%
Total	66	100.00%
Precinct 12		
Dufur School District #29, Director, Position 2 (Vote for 1)		
163 ballots (0 over voted ballots, 0 overvotes, 15 blank voted), 833 registered voters, turnout 19.57%		
Cynthia Kortge	146	98.65%
Write-in	2	1.35%
Total	148	100.00%
Dufur School District #29, Director, Position 5 (Vote for 1)		
163 ballots (0 over voted ballots, 0 overvotes, 21 blank voted), 833 registered voters, turnout 19.57%		
Monica Byers	138	97.18%
Write-in	4	2.82%
Total	142	100.00%
Columbia RFPD, Director, Position 3 (Vote for 1)		
32 ballots (0 over voted ballots, 0 overvotes, 1 blank voted), 160 registered voters, turnout 20.00%		
Bill Hammel	31	100.00%
Write-in	0	0.00%
Total	31	100.00%
Columbia RFPD, Director, Position 4 (Vote for 1)		
32 ballots (0 over voted ballots, 0 overvotes, 1 blank voted), 160 registered voters, turnout 20.00%		
Noah Williams	31	100.00%
Write-in	0	0.00%
Total	31	100.00%
Columbia RFPD, Director, Position 5 (Vote for 1)		
32 ballots (0 over voted ballots, 0 overvotes, 1 blank voted), 160 registered voters, turnout 20.00%		
Michael H Kelly	31	100.00%
Write-in	0	0.00%
Total	31	100.00%

Statement of Votes Cast, Final Official, Precinct Level
Wasco County, Special District Election, May 21, 2019
All Precincts, All Districts, All ScanStations, All Contests, All Boxes
Official Certified Results

Page: 19 of 25
2019-06-05
09:36:25

Total Ballots Cast: 3736, Registered Voters: 17195, Overall Turnout: 21.73%
14 precincts reported out of 14 total

Choice	Votes	Vote %
Mid Columbia Fire and Rescue, Director, Position 1 (Vote for 1)		
20 ballots (0 over voted ballots, 0 overvotes, 3 blank voted), 103 registered voters, turnout 19.42%		
Diana L Bailey	13	76.47%
Mike Cronin	4	23.53%
Write-in	0	0.00%
Total	17	100.00%
Mid Columbia Fire and Rescue, Director, Position 2 (Vote for 1)		
20 ballots (0 over voted ballots, 0 overvotes, 7 blank voted), 103 registered voters, turnout 19.42%		
Robert (Bob) Delaney	13	100.00%
Write-in	0	0.00%
Total	13	100.00%
Mid Columbia Fire and Rescue, Director, Position 3 (Vote for 1)		
20 ballots (0 over voted ballots, 0 overvotes, 7 blank voted), 103 registered voters, turnout 19.42%		
David P Peters	13	100.00%
Write-in	0	0.00%
Total	13	100.00%
Mid Columbia Fire and Rescue, Director, Position 5 (Vote for 1)		
20 ballots (0 over voted ballots, 0 overvotes, 6 blank voted), 103 registered voters, turnout 19.42%		
Dick L Schaffeld	14	100.00%
Write-in	0	0.00%
Total	14	100.00%
Dufur Recreation District, Director, Position 1 (Vote for 1)		
110 ballots (0 over voted ballots, 0 overvotes, 64 blank voted), 567 registered voters, turnout 19.40%		
Write-in	46	100.00%
Total	46	100.00%
Dufur Recreation District, Director, Position 3 (Vote for 1)		
110 ballots (0 over voted ballots, 0 overvotes, 10 blank voted), 567 registered voters, turnout 19.40%		
Victoria R Vaughn	93	93.00%
Write-in	7	7.00%
Total	100	100.00%
Northern Wasco County Parks & Rec, Director, Position 2 (Vote for 1)		
4 ballots (0 over voted ballots, 0 overvotes, 1 blank voted), 15 registered voters, turnout 26.67%		
Tracy Dugick	3	100.00%
Write-in	0	0.00%
Total	3	100.00%
Northern Wasco County Parks & Rec, Director, Position 3 (Vote for 1)		
4 ballots (0 over voted ballots, 0 overvotes, 2 blank voted), 15 registered voters, turnout 26.67%		
Brewster Whitmire	2	100.00%
Write-in	0	0.00%
Total	2	100.00%
Port of The Dalles, Director, Position 2 (Vote for 1)		
163 ballots (0 over voted ballots, 0 overvotes, 21 blank voted), 833 registered voters, turnout 19.57%		
Greg Weast	139	97.89%
Write-in	3	2.11%
Total	142	100.00%
Port of The Dalles, Director, Position 4 (Vote for 1)		
163 ballots (0 over voted ballots, 0 overvotes, 24 blank voted), 833 registered voters, turnout 19.57%		
Staci L Coburn	139	100.00%

Statement of Votes Cast, Final Official, Precinct Level
Wasco County, Special District Election, May 21, 2019
All Precincts, All Districts, All ScanStations, All Contests, All Boxes
Official Certified Results

Page: 20 of 25
2019-06-05
09:36:25

Total Ballots Cast: 3736, Registered Voters: 17195, Overall Turnout: 21.73%
14 precincts reported out of 14 total

Choice	Votes	Vote %
Write-in	0	0.00%
Total	139	100.00%

Port of The Dalles, Director, Position 5 (Vote for 1)

163 ballots (0 over voted ballots, 0 overvotes, 20 blank voted), 833 registered voters, turnout 19.57%

David A Griffith	141	98.60%
Write-in	2	1.40%
Total	143	100.00%

Precinct 13

South Wasco Co School District #1, Director, Zone 2 (Vote for 1)

62 ballots (0 over voted ballots, 0 overvotes, 23 blank voted), 195 registered voters, turnout 31.79%

Joan F Stark	39	100.00%
Write-in	0	0.00%
Total	39	100.00%

South Wasco Co School District #1, Director, Zone 4 (Vote for 1)

62 ballots (0 over voted ballots, 0 overvotes, 10 blank voted), 195 registered voters, turnout 31.79%

Sharon DeHart	23	44.23%
Tammarra Ferguson	27	51.92%
Write-in	2	3.85%
Total	52	100.00%

South Wasco Co School District #1, Director, Zone 5 (Vote for 1)

62 ballots (0 over voted ballots, 0 overvotes, 24 blank voted), 195 registered voters, turnout 31.79%

Melissa Huntley	38	100.00%
Write-in	0	0.00%
Total	38	100.00%

South Wasco Co School District #1, Director, Zone 7 (Vote for 1)

62 ballots (0 over voted ballots, 0 overvotes, 23 blank voted), 195 registered voters, turnout 31.79%

Rob Miles	38	97.44%
Write-in	1	2.56%
Total	39	100.00%

Tygh Valley RFPD, Director, Position 2 (Vote for 1)

62 ballots (0 over voted ballots, 0 overvotes, 13 blank voted), 193 registered voters, turnout 32.12%

Terry M Stark	33	67.35%
Brandon Ferguson	15	30.61%
Write-in	1	2.04%
Total	49	100.00%

Tygh Valley RFPD, Director, Position 3 (Vote for 1)

62 ballots (0 over voted ballots, 0 overvotes, 23 blank voted), 193 registered voters, turnout 32.12%

Joan F Stark	38	97.44%
Write-in	1	2.56%
Total	39	100.00%

Tygh Valley RFPD, Director, Position 4 (Vote for 1)

62 ballots (0 over voted ballots, 0 overvotes, 18 blank voted), 193 registered voters, turnout 32.12%

Kenneth Martin	44	100.00%
Write-in	0	0.00%
Total	44	100.00%

Tygh Valley RFPD, Director, Position 5 (Vote for 1)

62 ballots (0 over voted ballots, 0 overvotes, 22 blank voted), 193 registered voters, turnout 32.12%

Marcia G Whitney	39	97.50%
------------------	----	--------

Statement of Votes Cast, Final Official, Precinct Level
Wasco County, Special District Election, May 21, 2019
All Precincts, All Districts, All ScanStations, All Contests, All Boxes

Page: 21 of 25

2019-06-05

09:36:25

Official Certified Results

Total Ballots Cast: 3736, Registered Voters: 17195, Overall Turnout: 21.73%

14 precincts reported out of 14 total

Choice	Votes	Vote %
Write-in	1	2.50%
Total	40	100.00%

Wamic Rural Fire Protection District, Director, Position 1 (Vote for 1)

0 ballots (0 over voted ballots, 0 overvotes, 0 blank voted), 2 registered voters, turnout 0.00%

Catherine J Condit	0	0.00%
Write-in	0	0.00%
Total	0	0.00%

Wamic Rural Fire Protection District, Director, Position 2 (Vote for 1)

0 ballots (0 over voted ballots, 0 overvotes, 0 blank voted), 2 registered voters, turnout 0.00%

William Aarnio	0	0.00%
Write-in	0	0.00%
Total	0	0.00%

Wamic Rural Fire Protection District, Director, Position 4 (Vote for 1)

0 ballots (0 over voted ballots, 0 overvotes, 0 blank voted), 2 registered voters, turnout 0.00%

Larry Warren	0	0.00%
Write-in	0	0.00%
Total	0	0.00%

Wamic Rural Fire Protection District, Director, Position 5 (Vote for 1)

0 ballots (0 over voted ballots, 0 overvotes, 0 blank voted), 2 registered voters, turnout 0.00%

Mick Carey	0	0.00%
Write-in	0	0.00%
Total	0	0.00%

Tygh Valley Water District, Director, Position 1 (Vote for 1)

41 ballots (0 over voted ballots, 0 overvotes, 15 blank voted), 117 registered voters, turnout 35.04%

Dan Jaffe	26	100.00%
Write-in	0	0.00%
Total	26	100.00%

Tygh Valley Water District, Director, Position 2 (Vote for 1)

41 ballots (0 over voted ballots, 0 overvotes, 14 blank voted), 117 registered voters, turnout 35.04%

Wendy S Martin	26	96.30%
Write-in	1	3.70%
Total	27	100.00%

Tygh Valley Water District, Director, Position 3 (Vote for 1)

41 ballots (0 over voted ballots, 0 overvotes, 13 blank voted), 117 registered voters, turnout 35.04%

Gerald Tripp	28	100.00%
Write-in	0	0.00%
Total	28	100.00%

Tygh Valley Water District, Director, Position 4 (Vote for 1)

41 ballots (0 over voted ballots, 0 overvotes, 16 blank voted), 117 registered voters, turnout 35.04%

Sam Cobb	24	96.00%
Write-in	1	4.00%
Total	25	100.00%

South Wasco Park & Recreation, Director, Position 1 (Vote for 1)

62 ballots (0 over voted ballots, 0 overvotes, 22 blank voted), 195 registered voters, turnout 31.79%

Valerie Manning	40	100.00%
Write-in	0	0.00%
Total	40	100.00%

Statement of Votes Cast, Final Official, Precinct Level
Wasco County, Special District Election, May 21, 2019
All Precincts, All Districts, All ScanStations, All Contests, All Boxes
Official Certified Results

Page: 22 of 25
2019-06-05
09:36:25

Total Ballots Cast: 3736, Registered Voters: 17195, Overall Turnout: 21.73%
14 precincts reported out of 14 total

Choice	Votes	Vote %
South Wasco Park & Recreation, Director, Position 3 (Vote for 1)		
62 ballots (0 over voted ballots, 0 overvotes, 21 blank voted), 195 registered voters, turnout 31.79%		
David M Deurwaarder	41	100.00%
Write-in	0	0.00%
Total	41	100.00%
South Wasco Park & Recreation, Director, Position 5 (Vote for 1)		
62 ballots (0 over voted ballots, 0 overvotes, 21 blank voted), 195 registered voters, turnout 31.79%		
Brian Manning	40	97.56%
Write-in	1	2.44%
Total	41	100.00%
White River Health District, Director, Position 1 (Vote for 1)		
62 ballots (0 over voted ballots, 0 overvotes, 22 blank voted), 195 registered voters, turnout 31.79%		
Jim Holycross	40	100.00%
Write-in	0	0.00%
Total	40	100.00%
White River Health District, Director, Position 2 (Vote for 1)		
62 ballots (0 over voted ballots, 0 overvotes, 22 blank voted), 195 registered voters, turnout 31.79%		
Cherie Grahn	40	100.00%
Write-in	0	0.00%
Total	40	100.00%
White River Health District, Director, Position 4 (Vote for 1)		
62 ballots (0 over voted ballots, 0 overvotes, 22 blank voted), 195 registered voters, turnout 31.79%		
Kathie Richey	40	100.00%
Write-in	0	0.00%
Total	40	100.00%
Measure 33-100, White River Health (Vote for 1)		
62 ballots (0 over voted ballots, 0 overvotes, 4 blank voted), 195 registered voters, turnout 31.79%		
Yes	34	58.62%
No	24	41.38%
Total	58	100.00%
Precinct 14		
Jefferson County ESD Director - Position 6 - At-Large (Vote for 1)		
20 ballots (0 over voted ballots, 0 overvotes, 12 blank voted), 156 registered voters, turnout 12.82%		
Write-in	8	100.00%
Total	8	100.00%
North Central Education Service District, Director Zone 4 (Vote for 1)		
2 ballots (0 over voted ballots, 0 overvotes, 2 blank voted), 2 registered voters, turnout 100.00%		
Write-in	0	0.00%
Total	0	0.00%
North Central Education Service District, Director, Zone 5 (Vote for 1)		
4 ballots (0 over voted ballots, 0 overvotes, 0 blank voted), 5 registered voters, turnout 80.00%		
Amy Derby	4	100.00%
Write-in	0	0.00%
Total	4	100.00%
Fossil School District #21-J, Director, Position 1 (Vote for 1)		
2 ballots (0 over voted ballots, 0 overvotes, 0 blank voted), 3 registered voters, turnout 66.67%		
Herb Winters	2	100.00%
Write-in	0	0.00%

Statement of Votes Cast, Final Official, Precinct Level
Wasco County, Special District Election, May 21, 2019
All Precincts, All Districts, All ScanStations, All Contests, All Boxes
Official Certified Results

Page: 23 of 25
2019-06-05
09:36:25

Total Ballots Cast: 3736, Registered Voters: 17195, Overall Turnout: 21.73%
14 precincts reported out of 14 total

Choice	Votes	Vote %
Total	2	100.00%

Fossil School District #21-J, Director, Position 2 (Vote for 1)

2 ballots (0 over voted ballots, 0 overvotes, 0 blank voted), 3 registered voters, turnout 66.67%

Kirstie Miranda	2	100.00%
Write-in	0	0.00%
Total	2	100.00%

Fossil School District #21-J, Director, Position 3 (Vote for 1)

2 ballots (0 over voted ballots, 0 overvotes, 0 blank voted), 3 registered voters, turnout 66.67%

Erin McGreer	2	100.00%
Write-in	0	0.00%
Total	2	100.00%

Jefferson County School District 509-J Board Position 4 (Vote for 1)

20 ballots (0 over voted ballots, 0 overvotes, 2 blank voted), 156 registered voters, turnout 12.82%

Courtney Snead	10	55.56%
Cassandra Moses	8	44.44%
Write-in	0	0.00%
Total	18	100.00%

Jefferson County School District 509-J Board Position 5 (Vote for 1)

20 ballots (0 over voted ballots, 0 overvotes, 4 blank voted), 156 registered voters, turnout 12.82%

Carina Miller	5	31.25%
Taylor Lark	4	25.00%
Kevin L Richards	7	43.75%
Write-in	0	0.00%
Total	16	100.00%

Sherman County School District, Director, Position 1 (Vote for 1)

2 ballots (0 over voted ballots, 0 overvotes, 0 blank voted), 2 registered voters, turnout 100.00%

Write-in	2	100.00%
Total	2	100.00%

Sherman County School District, Director, Position 5 (Vote for 1)

2 ballots (0 over voted ballots, 0 overvotes, 0 blank voted), 2 registered voters, turnout 100.00%

Write-in	2	100.00%
Total	2	100.00%

South Wasco Co School District #1, Director, Zone 2 (Vote for 1)

20 ballots (0 over voted ballots, 0 overvotes, 7 blank voted), 73 registered voters, turnout 27.40%

Joan F Stark	13	100.00%
Write-in	0	0.00%
Total	13	100.00%

South Wasco Co School District #1, Director, Zone 4 (Vote for 1)

20 ballots (0 over voted ballots, 0 overvotes, 4 blank voted), 73 registered voters, turnout 27.40%

Sharon DeHart	8	50.00%
Tammarra Ferguson	8	50.00%
Write-in	0	0.00%
Total	16	100.00%

South Wasco Co School District #1, Director, Zone 5 (Vote for 1)

20 ballots (0 over voted ballots, 0 overvotes, 7 blank voted), 73 registered voters, turnout 27.40%

Melissa Huntley	13	100.00%
Write-in	0	0.00%

Statement of Votes Cast, Final Official, Precinct Level
Wasco County, Special District Election, May 21, 2019
All Precincts, All Districts, All ScanStations, All Contests, All Boxes
Official Certified Results

Page: 24 of 25
2019-06-05
09:36:25

Total Ballots Cast: 3736, Registered Voters: 17195, Overall Turnout: 21.73%
14 precincts reported out of 14 total

Choice	Votes	Vote %
Total	13	100.00%

South Wasco Co School District #1, Director, Zone 7 (Vote for 1)

20 ballots (0 over voted ballots, 0 overvotes, 7 blank voted), 73 registered voters, turnout 27.40%

Rob Miles	13	100.00%
Write-in	0	0.00%
Total	13	100.00%

Juniper Flat RFPD, Director, Position 1 (Vote for 1)

4 ballots (0 over voted ballots, 0 overvotes, 0 blank voted), 8 registered voters, turnout 50.00%

Greg Campbell	4	100.00%
Write-in	0	0.00%
Total	4	100.00%

Juniper Flat RFPD, Director, Position 2 (Vote for 1)

4 ballots (0 over voted ballots, 0 overvotes, 0 blank voted), 8 registered voters, turnout 50.00%

Corrine Davis	4	100.00%
Write-in	0	0.00%
Total	4	100.00%

Juniper Flat RFPD, Director, Position 4 (Vote for 1)

4 ballots (0 over voted ballots, 0 overvotes, 0 blank voted), 8 registered voters, turnout 50.00%

Brian Silvey	3	75.00%
Robert Larsell	1	25.00%
Write-in	0	0.00%
Total	4	100.00%

Jefferson County Library District, Board Position 1 (Vote for 1)

20 ballots (0 over voted ballots, 0 overvotes, 17 blank voted), 156 registered voters, turnout 12.82%

Write-in	3	100.00%
Total	3	100.00%

Jefferson County Library District, Board Position 2 (Vote for 1)

20 ballots (0 over voted ballots, 0 overvotes, 7 blank voted), 156 registered voters, turnout 12.82%

Guy Chittenden	12	92.31%
Write-in	1	7.69%
Total	13	100.00%

South Wasco Park & Recreation, Director, Position 1 (Vote for 1)

44 ballots (0 over voted ballots, 0 overvotes, 18 blank voted), 234 registered voters, turnout 18.80%

Valerie Manning	25	96.15%
Write-in	1	3.85%
Total	26	100.00%

South Wasco Park & Recreation, Director, Position 3 (Vote for 1)

44 ballots (0 over voted ballots, 0 overvotes, 18 blank voted), 234 registered voters, turnout 18.80%

David M Deurwaarder	25	96.15%
Write-in	1	3.85%
Total	26	100.00%

South Wasco Park & Recreation, Director, Position 5 (Vote for 1)

44 ballots (0 over voted ballots, 0 overvotes, 18 blank voted), 234 registered voters, turnout 18.80%

Brian Manning	25	96.15%
Write-in	1	3.85%
Total	26	100.00%

Statement of Votes Cast, Final Official, Precinct Level
Wasco County, Special District Election, May 21, 2019
All Precincts, All Districts, All ScanStations, All Contests, All Boxes
Official Certified Results

Page: 25 of 25
2019-06-05
09:36:25

Total Ballots Cast: 3736, Registered Voters: 17195, Overall Turnout: 21.73%
14 precincts reported out of 14 total

Choice	Votes	Vote %
White River Health District, Director, Position 1 (Vote for 1)		
19 ballots (0 over voted ballots, 0 overvotes, 8 blank voted), 52 registered voters, turnout 36.54%		
Jim Holycross	11	100.00%
Write-in	0	0.00%
Total	11	100.00%
White River Health District, Director, Position 2 (Vote for 1)		
19 ballots (0 over voted ballots, 0 overvotes, 10 blank voted), 52 registered voters, turnout 36.54%		
Cherie Grahm	9	100.00%
Write-in	0	0.00%
Total	9	100.00%
White River Health District, Director, Position 4 (Vote for 1)		
19 ballots (0 over voted ballots, 0 overvotes, 7 blank voted), 52 registered voters, turnout 36.54%		
Kathie Richey	12	100.00%
Write-in	0	0.00%
Total	12	100.00%
Measure 33-100, White River Health (Vote for 1)		
19 ballots (0 over voted ballots, 0 overvotes, 1 blank voted), 52 registered voters, turnout 36.54%		
Yes	9	50.00%
No	9	50.00%
Total	18	100.00%