




TOWN OF WINSLOW, MAINE
PUBLIC SAFETY DEPARTMENT

114 BENTON AVENUE
WINSLOW, ME 04901

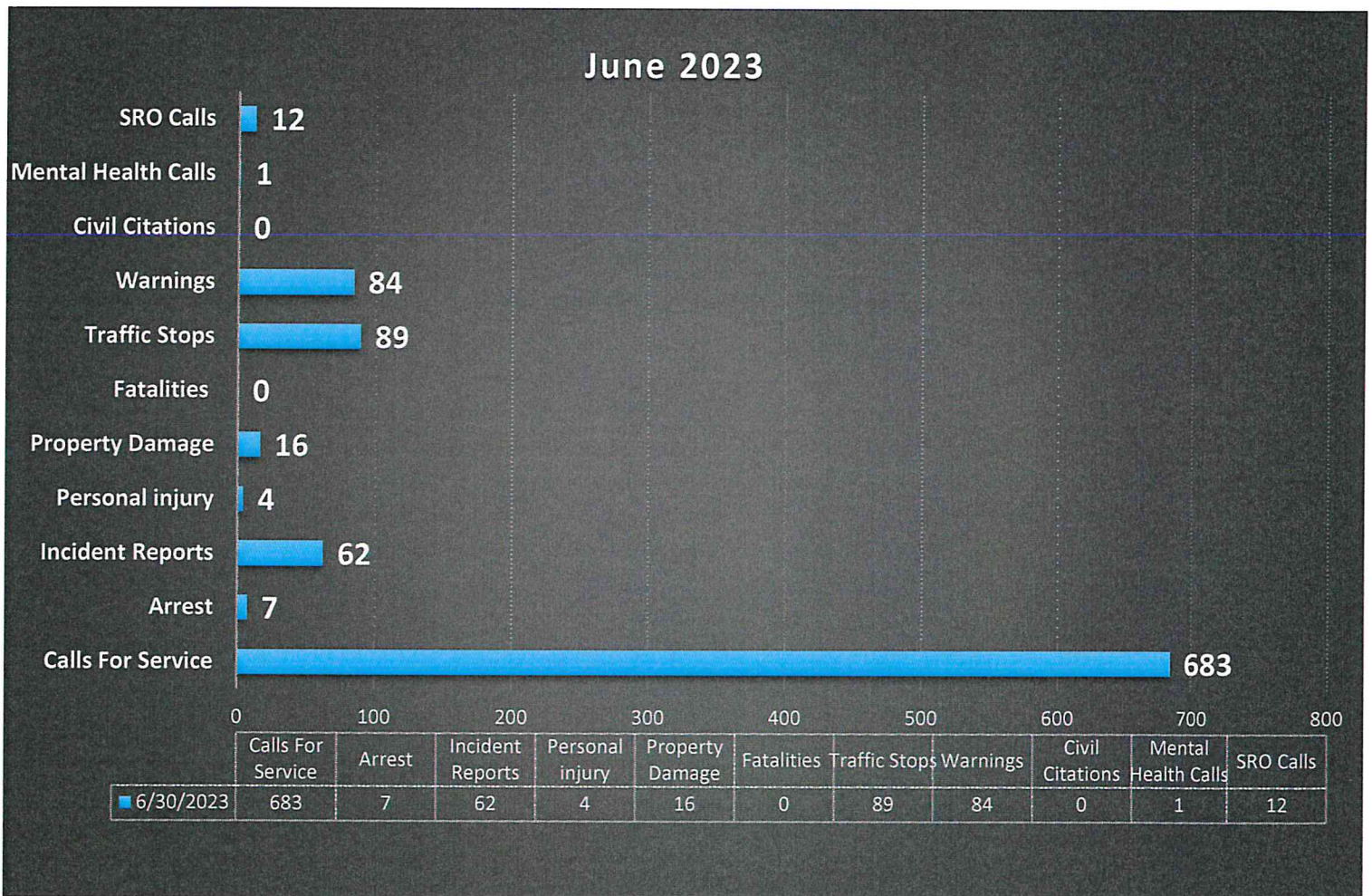



Monthly Report

June 2023



Winslow Police Department Monthly Report June 2023





WINSLOW FIRE DEPARTMENT

DEPUTY CHIEF SCOTT BOLDUC
06/30/23

TOWN COUNCIL MONTHLY BRIEFING



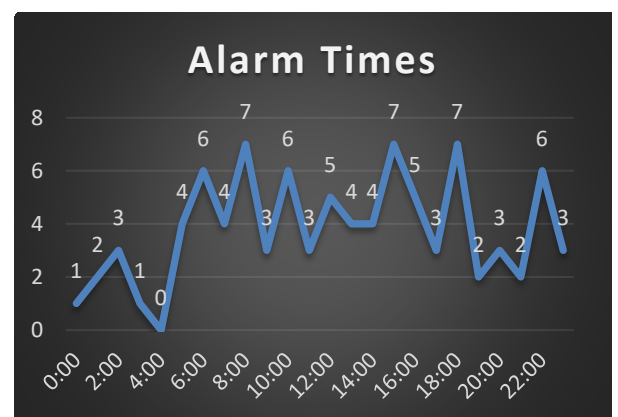
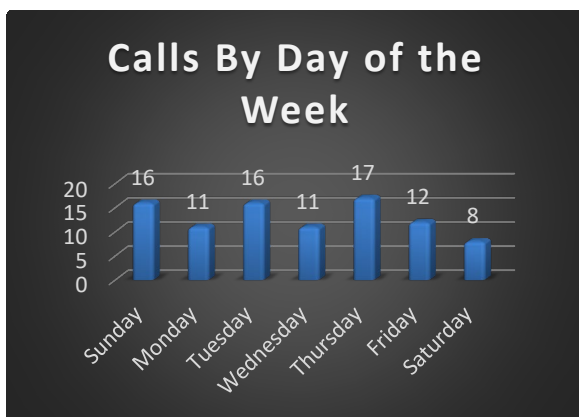
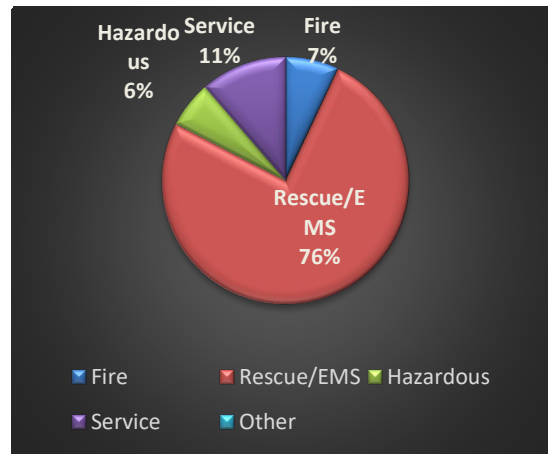
Incident Response for June 2023

Total calls for this period were 115. EMS related calls totaled 87. 70 of those calls Winslow transported. Fire related calls were 8. 1 vehicle fire, 1 rubbish fire, 2 calls canceled in route, 1 hazmat investigation, 1 thought to be smoke, 1 alarm system malfunction, and 1 smoke detector activation, no fire. There were 7 calls for hazardous conditions, and 13 service-related calls.

Mutual Aid calls for June were as follows. Winslow received mutual aid on 1 occasion for a motor vehicle accident. Winslow gave aid for 3 calls, 1 EMS call, 1 sunk vessel, and 1 fire call cancelled in route. Winslow requested 13 paramedic intercepts for the month of June, 8 of those provided by Waterville Fire and 4 provided by Delta.

Department News. *The month of June was busy for our department. The department continues to actively recruit call force members. We would like to welcome Michael Benecke Jr to our call force. FF Thomas Brown achieved his National Registry Emergency Medical Technician License. FF. Eric passed his Firefighter 2 exam as well.*

The following is the breakdown for the request for response for the month of June:



TRANSACTION JOURNAL SUMMARY

Transaction Date	07/01/2022
Transaction Date	06/30/2023
Company Code	TOWN OF WINSLOW FIRE RESCUE DE
Month Start	6/1/2023

AR Previous Balance: \$158,845.24

Charges	Emergent	YTD	Non-Emer	YTD	Count	
Bluecross	2,652.00	39,800.00	0.00	3,758.00	3	2,652.00
Medicare	32,800.00	388,754.00	80.00	4,160.00	40	32,880.00
Medicaid	6,648.00	106,494.00	0.00	583.00	12	6,648.00
Other / Commercial	12,044.00	126,342.35	0.00	582.95	13	12,044.00
Patient	4,978.00	19,288.00	0.00	2,075.00	4	4,978.00
WORKMANS COMP	0.00	2,892.00	0.00	0.00	0	0.00
	59,122.00	683,570.35	80.00	11,158.95	72	59,202.00

Payments	Emergent	YTD	Non-Emer	YTD	Total
Attorney / In Care Of	0.00	-9.95	0.00	0.00	0.00
Bluecross	-86.98	-3,424.47	0.00	0.00	-86.98
Bluecross	-1,653.66	-25,702.36	0.00	-3,759.70	-1,653.66
Medicare	-12,297.44	-144,669.78	-0.76	-913.21	-12,298.20
Medicaid	-6,265.35	-71,509.25	0.00	-307.69	-6,265.35
Other / Commercial	-18,546.33	-103,529.21	-15.54	-735.18	-18,561.87
Patient	-3,402.12	-35,234.45	-83.00	-1,166.65	-3,485.12
WORKMANS COMP	0.00	-1,848.00	0.00	0.00	0.00
	-42,251.88	-385,927.47	-99.30	-6,882.43	-42,351.18

Refunds	Emergent	YTD	Non-Emer	YTD	Total
Patient	0.00	183.97	0.00	0.00	0.00
	0.00	183.97	0.00	0.00	0.00

Adjustments	Emergent	YTD	Non-Emer	YTD	
Bluecross	-174.42	-6,800.36	0.00	1.70	-174.42
Medicare	-15,959.66	-210,175.72	0.76	-1,825.69	-15,958.90
Medicaid	-4,996.49	-57,889.52	0.00	-328.36	-4,996.49
Other / Commercial	-495.82	-4,217.79	15.54	30.83	-480.28
Patient	0.00	-3,560.13	0.00	0.00	0.00
	-21,626.39	-282,643.52	16.30	-2,121.52	-21,610.09

Collections Write Off YTD 300.00 Total 0.00

Accounts Receivable Change -4,759.27

AR Ending Balance: \$154,085.97