



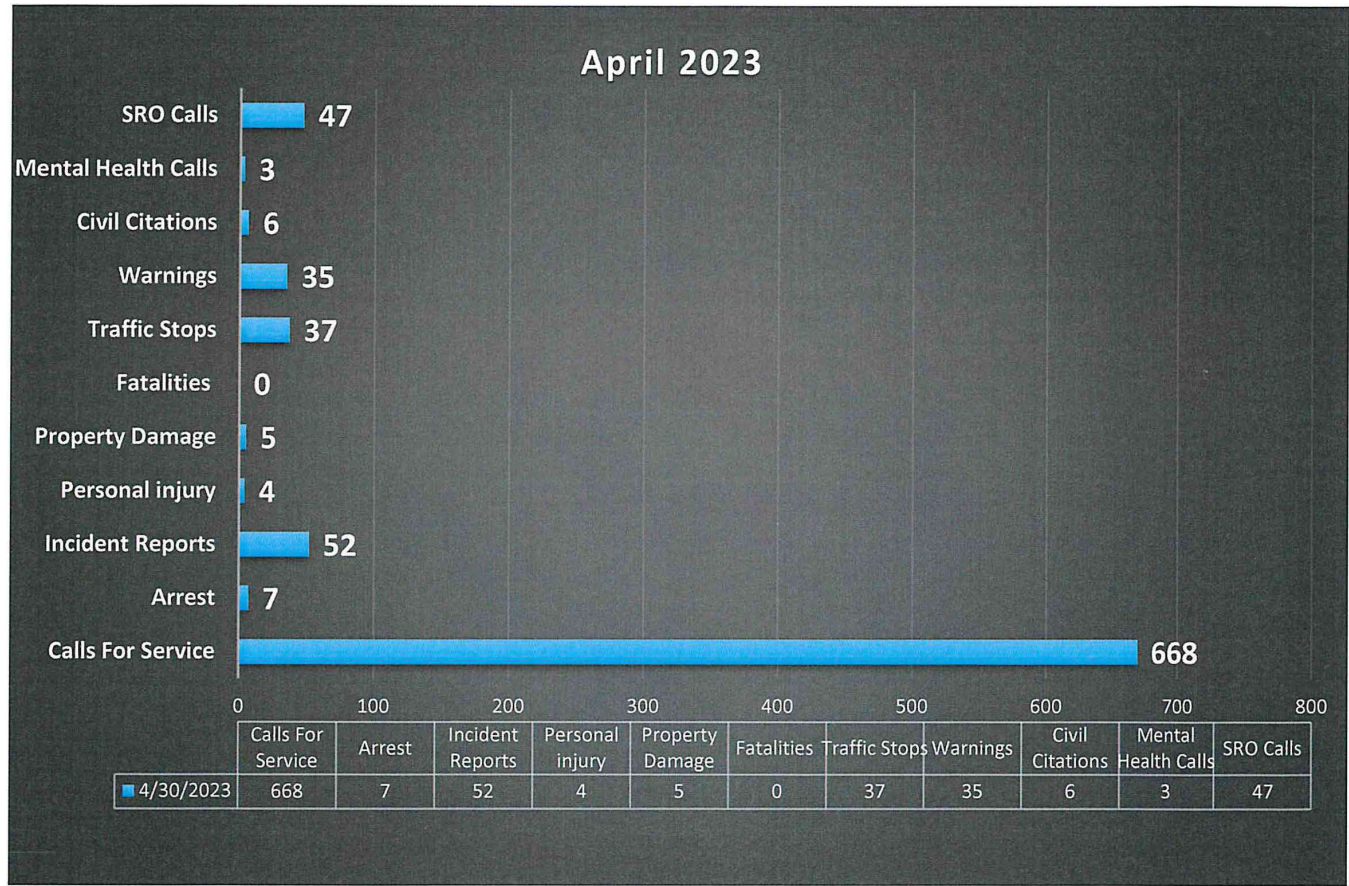
TOWN OF WINSLOW, MAINE PUBLIC SAFETY DEPARTMENT

114 BENTON AVENUE
WINSLOW, ME 04901



MONTHLY REPORT- APRIL 2023

Police





TOWN OF WINSLOW, MAINE PUBLIC SAFETY DEPARTMENT

114 BENTON AVENUE
WINSLOW, ME 04901



MONTHLY REPORT- APRIL 2023

Fire

Incident Response for April 2023

Total calls for this period were 124. EMS related calls totaled 84. Winslow transported 57 patients. Fire related calls were 14 (5 building fires, 1 brush fire, 1 outside storage fire, 1 wildland fire, 1 controlled burning, 1 smoke odor call, 2 alarm malfunction, and 2 canceled en route.) There were 19 service-related calls and 7 hazardous condition calls.

Mutual Aid calls for April were as follows. Winslow received mutual aid on 2 occasions for EMS calls. Winslow requested 12 paramedic intercepts for the month. Delta was unable to respond to 3 paramedic intercepts due to no units available to respond. Winslow provided mutual aid on 7 occasions. Of those calls 2 were building fires, 1 in China and 1 in Waterville.

Department News:

April was a busy month for the fire department. The department responded to several mutual aid fires in Waterville, China, Albion, and Fairfield. Lt. Reny taught a Basic Pumps class. The class was attended by 17 members from throughout the region. Crews stayed busy throughout the month doing in-house fire training and attending EMS classes. Captain Waylon Capp and Deputy Chief Bolduc attended the 2023 FDIC International Conference (***Fire Department Instructor Conference***) in Indianapolis. Both members attended several classes of the weeklong event. Classes included ***Active Shooter Preplanning for the First Responder, 2 ½ hour Cadaver class, Cost Reduction, Infection Control Officer, Acquired Structure Fire Training Protocols, Firefighting Tactics in Mid-Rise Buildings***, and many more.



TOWN OF WINSLOW, MAINE PUBLIC SAFETY DEPARTMENT

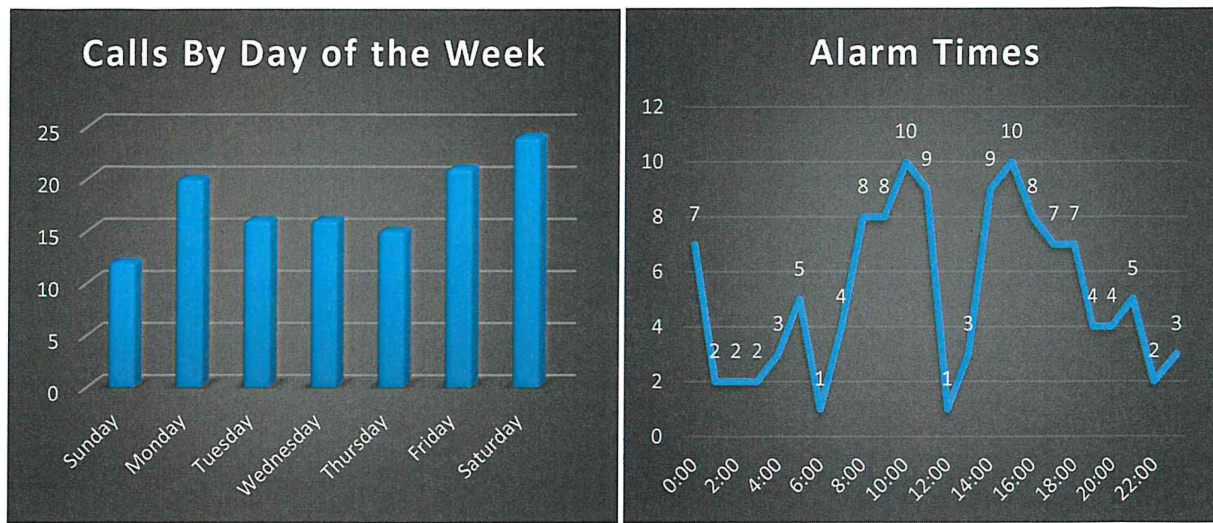
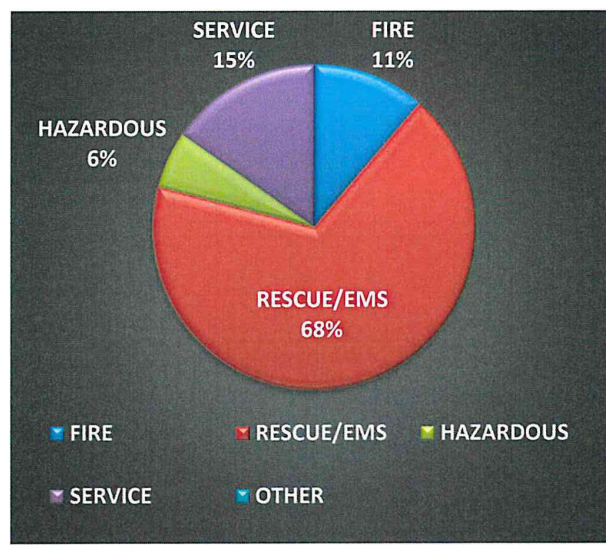
114 BENTON AVENUE
WINSLOW, ME 04901



MONTHLY REPORT- APRIL 2023

Fire

The following is the breakdown for the request for response for the month of April:



TRANSACTION JOURNAL SUMMARY

Transaction Date	07/01/2022
Transaction Date	04/30/2023
Company Code	TOWN OF WINSLOW FIRE RESCUE DE
Month Start	4/1/2023

AR Previous Balance:

\$133,297.98

Charges	Emergent	YTD	Non-Emer	YTD	Count	
Bluecross	1,812.00	32,400.00	0.00	3,758.00	2	1,812.00
Medicare	27,030.00	311,936.00	0.00	4,080.00	31	27,030.00
Medicaid	4,002.00	87,198.00	0.00	583.00	4	4,002.00
Other / Commercial	8,814.40	100,166.35	0.00	582.95	13	8,814.40
Patient	914.00	16,310.00	0.00	0.00	1	914.00
WORKMANS COMP	0.00	1,806.00	0.00	0.00	0	0.00
	42,572.40	549,816.35	0.00	9,003.95	51	42,572.40

Payments	Emergent	YTD	Non-Emer	YTD	Total
Attorney / In Care Of	0.00	-9.95	0.00	0.00	0.00
Bluecross	-195.09	-3,054.89	0.00	0.00	-195.09
Bluecross	0.00	-20,730.99	0.00	-3,759.70	0.00
Medicare	-8,955.90	-118,880.72	0.00	-912.05	-8,955.90
Medicaid	-3,897.93	-60,147.32	0.00	-307.69	-3,897.93
Other / Commercial	-11,007.80	-79,820.90	0.00	-719.64	-11,007.80
Patient	-3,593.62	-29,492.53	-200.00	-983.65	-3,793.62
WORKMANS COMP	0.00	-1,848.00	0.00	0.00	0.00
	-27,650.34	-313,985.30	-200.00	-6,682.73	-27,850.34

Refunds	Emergent	YTD	Non-Emer	YTD	Total
Patient	0.00	183.97	0.00	0.00	0.00
	0.00	183.97	0.00	0.00	0.00

Adjustments	Emergent	YTD	Non-Emer	YTD	
Bluecross	-12.00	-6,165.67	0.00	1.70	-12.00
Medicare	-11,625.21	-179,293.18	0.00	-1,826.85	-11,625.21
Medicaid	-2,997.61	-48,653.21	0.00	-328.36	-2,997.61
Other / Commercial	-191.82	-3,714.07	0.00	15.29	-191.82
Patient	-208.00	-2,134.13	0.00	0.00	-208.00
	-15,034.64	-239,960.26	0.00	-2,138.22	-15,034.64

Collections Write Off	YTD	300.00	Total	0.00
------------------------------	------------	---------------	--------------	-------------

Accounts Receivable Change

-312.58

AR Ending Balance:

\$132,985.40



WINSLOW FIRE AND RESCUE

TRANSPORT SERVICE NET PROFIT SUMMARY

FY 2023



Period Ending 4/30/23

Revenue	Jul-22	Aug-22	Sep-22	Oct-22	Nov-22	Dec-22	Jan-23	Feb-23	Mar-23	Apr-23	May-23	Jun-23	YTD
Receipts	\$ 27,938.55	\$ 16,470.51	\$ 37,556.49	\$ 33,153.33	\$ 31,896.30	\$ 34,065.80	\$ 19,910.69	\$ 58,856.80	\$ 26,209.65	\$ 27,650.34			\$ 313,708.46
Total Revenue	\$ 27,938.55	\$ 16,470.51	\$ 37,556.49	\$ 33,153.33	\$ 31,896.30	\$ 34,065.80	\$ 19,910.69	\$ 58,856.80	\$ 26,209.65	\$ 27,650.34	\$ -	\$ -	\$ 313,708.46
Expenses													
Contracted Services	\$ 3,179.44	\$ 2,127.54	\$ 4,149.00	\$ 3,562.58	\$ 2,529.21	\$ 2,756.16	\$ 3,485.95	\$ 4,186.18	\$ 2,478.13	not available			\$ 28,454.19
Full-time (including benefits)	\$ 15,140.36	\$ 15,140.36	\$ 15,140.36	\$ 15,140.36	\$ 15,140.36	\$ 15,140.36	\$ 15,140.36	\$ 15,140.36	\$ 15,140.36	\$ 15,140.36			\$ 151,403.60
Part-Time (per diem medics)	\$ 4,473.76	\$ 4,747.75	\$ 4,322.20	\$ 4,583.30	\$ 3,380.62	\$ 3,301.98	\$ 7,212.40	\$ 6,871.90	\$ 7,480.20	not available			\$ 46,374.11
Vehicle Repairs & Maint	\$ -	\$ -	\$ 2,240.00	\$ 1,499.81	\$ 2,443.92	\$ -	\$ -	\$ -	\$ -	not available			\$ 6,183.73
Fuel	\$ 944.41	\$ 452.94	\$ 687.16	\$ 467.86	\$ 821.82	\$ 489.30	\$ 561.71	\$ 326.70	\$ 385.58	not available			\$ 5,137.48
Vehicle Replacement	\$ 2,500.00	\$ 2,500.00	\$ 2,500.00	\$ 2,500.00	\$ 2,500.00	\$ 2,500.00	\$ 2,500.00	\$ 2,500.00	\$ 2,500.00	\$ 2,500.00			\$ 25,000.00
Rescue Medical Supplies	\$ 1,156.92	\$ 2,044.87	\$ 2,005.32	\$ 2,333.10	\$ 1,303.03	\$ 825.49	\$ 2,579.91	\$ 2,000.62	\$ 2,066.68	not available			\$ 16,315.94
Vehicle Insurance	\$ 257.00	\$ 257.00	\$ 257.00	\$ 257.00	\$ 257.00	\$ 257.00	\$ 257.00	\$ 257.00	\$ 257.00	\$ 257.00			\$ 2,570.00
Worker's Comp	\$ 153.58	\$ 153.58	\$ 153.58	\$ 153.58	\$ 153.58	\$ 153.58	\$ 153.58	\$ 153.58	\$ 153.58	\$ 153.58			\$ 1,535.80
Total Expenses	\$ 27,805.47	\$ 27,424.04	\$ 31,454.62	\$ 30,497.59	\$ 28,529.54	\$ 25,423.87	\$ 31,890.91	\$ 31,436.34	\$ 30,461.53	\$ 18,050.94			\$ 282,974.85
Net Profit/Loss	\$ 133.08	\$ (10,953.53)	\$ 6,101.87	\$ 2,655.74	\$ 3,366.76	\$ 8,641.93	\$ (11,980.22)	\$ 27,420.46	\$ (4,251.88)	\$ 9,599.40			\$ 30,733.61

Notes

Receipts- Money in the bank

Contracted Services- Medical Reimbursements Billing Cost, Medical Director Services, Intercept Charges

Full-time Staff- Salary including benefits- 2 full-time personnel (basic EMT)

Part-time Staff- Per Diem Paramedics

Vehicle Maintenance- Actual maintenance costs associated with ambulances

Fuel- Actual fuels costs for the ambulances

Vehicle Replacement- Cost of ambulance replacement- 300k over 10 years

Rescue Medical Supplies- 90% of total department expenditures

Year to Date Accounts Receivable Balance

\$ 133,297.98