


# WINSLOW FIRE DEPARTMENT

DEPUTY CHIEF SCOTT BOLDUC  
07/31/23

TOWN COUNCIL MONTHLY BRIEFING



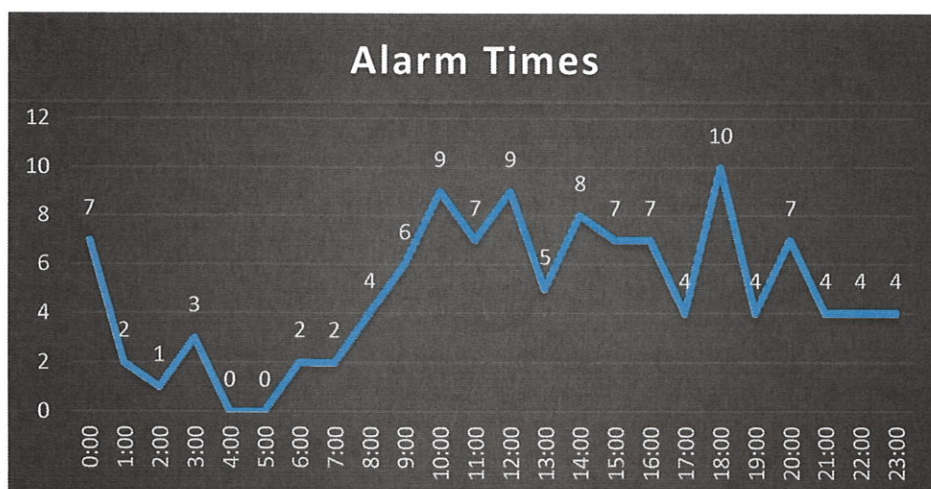
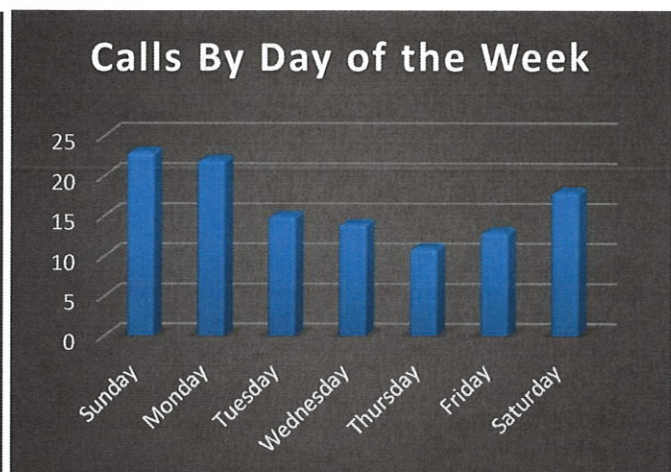
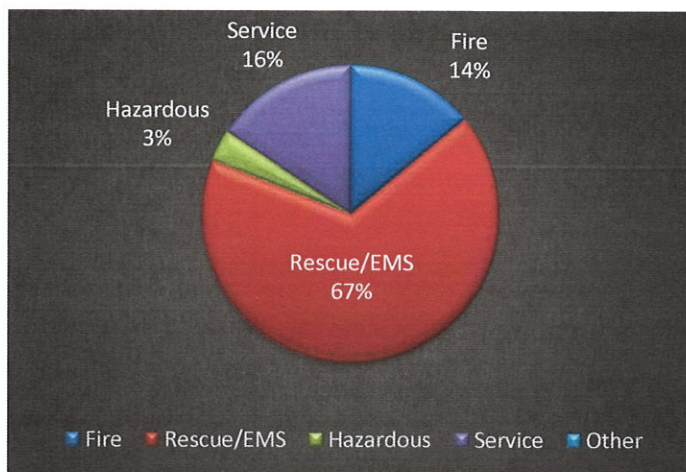
## *Incident Response for July 2023*

Total calls for this period were 115. EMS related calls totaled 77. Winslow transported a total of 49. Fire related calls totaled 16, including 1 building fire, 2 cooking fires and 1 passenger vehicle fire. There were 22 calls for non-emergency service, 4 were for hazardous conditions and 18 service-related calls.

Mutual Aid calls for July were as follows. Winslow gave mutual aid on 5 occasions, 1 building fire, 1 vehicle fire, 1 rescue call and 2 covering other stations. Winslow requested 15 paramedic intercepts for the month of July. Of those requested, Deputy Chief Bolduc responded to 9 of those, Delta responded to 3 and Waterville responded to 1. There were 7 occasions Delta had no units available to respond.

***Department News. Winslow Fire participated in the July 4<sup>th</sup> Parade in Clinton. We participated in the Mid State Machine Fire Evacuation Drills. Each shift participated in a drill.***

The following is the breakdown for the request for response for the month of July.



## TRANSACTION JOURNAL SUMMARY

Transaction Date	07/01/2023
Transaction Date	T
Company Code	TOWN OF WINSLOW FIRE RESCUE DE
Month Start	7/1/2023

AR Previous Balance:

\$154,085.97

Charges	Emergent	YTD	Non-Emer	YTD	Count	
Bluecross	1,092.00	1,092.00	0.00	0.00	1	1,092.00
Medicare	30,674.00	30,674.00	0.00	0.00	33	30,674.00
Medicaid	5,246.00	5,246.00	0.00	0.00	6	5,246.00
Other / Commercial	5,936.00	5,936.00	0.00	0.00	6	5,936.00
Patient	2,774.00	2,774.00	0.00	0.00	3	2,774.00
	45,722.00	45,722.00	0.00	0.00	49	<b>45,722.00</b>

Payments	Emergent	YTD	Non-Emer	YTD	Total
Bluecross	-855.97	-855.97	0.00	0.00	-855.97
Bluecross	-1,480.08	-1,480.08	-0.06	-0.06	-1,480.14
Medicare	-14,059.55	-14,059.55	-0.06	-0.06	-14,059.61
Medicaid	-2,789.88	-2,789.88	0.00	0.00	-2,789.88
Other / Commercial	-9,900.14	-9,900.14	-2.93	-2.93	-9,903.07
Patient	-3,427.47	-3,427.47	0.00	0.00	-3,427.47
WORKMANS COMP	-1,086.00	-1,086.00	0.00	0.00	-1,086.00
	-33,599.09	-33,599.09	-3.05	-3.05	<b>-33,602.14</b>

Adjustments	Emergent	YTD	Non-Emer	YTD	
Bluecross	-179.78	-179.78	0.06	0.06	-179.72
Medicare	-16,714.44	-16,714.44	0.06	0.06	-16,714.38
Medicaid	-2,102.86	-2,102.86	0.00	0.00	-2,102.86
Other / Commercial	-914.42	-914.42	0.18	0.18	-914.24
Patient	-1,160.00	-1,160.00	-2,075.00	-2,075.00	-3,235.00
	-21,071.50	-21,071.50	-2,074.70	-2,074.70	<b>-23,146.20</b>

Accounts Receivable Change

**-11,026.34**

AR Ending Balance:

**\$143,059.63**