

CIP FY24 Workshop

Committee of the Whole

April 20, 2023




st.petersburg
www.stpete.org

City of St. Petersburg
MEMORANDUM

To: Honorable Brandi Gabbard, Chair, and Members of City Council

From: Liz Makofske, Budget and Management Director

Thru: Thomas Greene, Assistant City Administrator 

Date: April 7, 2023

Re: **FY24 CIP Budget Committee of the Whole (COW) - April 20, 2023**

Attached are the materials for the CIP COW, which is scheduled for April 20, 2023, to begin at 8:30 a.m. in Room 100 of City Hall.

The attached materials show projected funding for capital improvements over the five-year planning period, fiscal year 2024 through fiscal year 2028, and the projects that are being proposed. Projects outlined in the fund summaries presented today may change by the time the final budget is approved. We will outline the recommended changes between each stage of the budget process.

The Penny for Pinellas was reauthorized by nearly 83% of the voters. Enclosed materials include a five-year CIP plan for the Penny funds (Public Safety, Citywide Infrastructure, Recreation and Culture, and City Facilities). During the 10-year period January 1, 2020, to December 31, 2029, we estimate that the city's share of the collections will be \$392 million and that it will be allocated to each of the Penny funds based on the allocation approved by City Council in June 2017.

The Penny 4 allocation was different from previous penny rounds and reflected the infrastructure needs of the city at the time. The majority of Penny funding was planned to be invested in core infrastructure improvements including underground wastewater infrastructure, streets and roads, bridges, seawalls, sidewalks, and neighborhood enhancements. The new priorities included in the Penny 4 allocation left fewer dollars available for projects traditionally funded from Penny resources. Starting in FY24, we are proposing to start gradually reducing the amount budgeted for underground wastewater infrastructure from \$9M a year to \$7M in FY24 and FY25, and \$5M in the three remaining years of the five-year plan. This reduction in Penny resources to the Water Resources CIP Program will not reduce the total investment in pipe relining and pipe replacement on an annual basis. Water Resources revenues and fund balance will be sufficient to maintain these annual investments. In addition, a more in-depth technical review for alternative financing strategies has been implemented for the Water Resources CIP. This program will further inform possible capital projects that could align with upcoming state and federal grant opportunities, as well as other low-cost financing opportunities to fund these needed improvements to our infrastructure. These changes will enable us to fund more city priorities and reduce the number of projects "below the line" in the fund summaries under the *Proposed – Unfunded* sections.

This year's budget process is centered on ensuring our resources are deployed within our five pillars for principled progress: Housing Opportunities for All; Environment, Infrastructure and Resilience; Equitable Development, Arts and Business Opportunities; Education and Youth Opportunities; and Neighborhood Health and Safety. These pillars reflect What We Do for the community. These pillars are guided by six principles for accountable and responsive government including In-Touch Leadership, Inclusive

Governance, Innovation, Informed Decision-Making, Impactful Investments and Services, and Intentional Equity. These principles guide How We Govern. Each capital project request included the relevant Principle(s) and Pillar(s) for that project, and they are listed in the project description for each project. Over the years, the city has also developed a number of citywide initiatives including Sustainability, Resiliency, Equity, CAMP (Asset Management), Green Fleet, Health in All Policies, etc. These policies have become a part of the annual budget process through department capital project requests and discussions during department line-item review meetings.

Based on current assumptions, the CIP is balanced (all funds reflect a positive fund balance in each of the years of the plan period). We will make the appropriate adjustments throughout the budget process to make sure that all funds remain balanced.

At the COW presentation, we will go through the funds in the order listed in the Table of Contents. We will discuss significant projects and issues which may impact each of the funds. Staff members responsible for the projects will be available to answer any questions.

As a reminder, as capital improvement projects are completed and closed, any available resources in that project drop to the respective fund balance and are available for future appropriation. In the development of the FY24 CIP, we have taken steps to incorporate those resources into the various fund summaries. Alternatively, there are occasions when supplemental appropriations are sought with available resources from completed projects. Regardless of the process followed with respect to closed projects, City Council must approve and appropriate all CIP expenditures.

Attachment: FY24 CIP Workshop Book

CC: Mayor Kenneth T. Welch
Rob Gerdes, City Administrator
Doyle Walsh, Chief of Staff
All Administrators
Jackie Kovilaritch, City Attorney
Chan Srinivasa, City Clerk


FY24 CAPITAL IMPROVEMENT PROGRAM BUDGET

CITY OF ST. PETERSBURG, FLORIDA

TABLE OF CONTENTS

Section	Page
Overview	
Introduction to the Capital Improvement Program (CIP)	i
CIP Project Type Descriptions	ii
CIP Budget Process	iii
Penny 4 Representative Project List	iv
Summary	
Summary of All CIP Funds 2024 – 2028	1
Housing & General Funds	
Housing Capital Improvements Fund (3000)	3
General Capital Improvement Fund (3001)	5
Penny Funds	
Public Safety Capital Improvement Fund (3025)	10
Citywide Infrastructure Capital Improvement Fund (3027)	13
Recreation and Culture Capital Improvement Fund (3029)	21
City Facilities Capital Improvement Fund (3031)	28
Enterprise Funds	
Downtown Parking Capital Improvement Fund (3073)	32
Tropicana Field Capital Projects Fund (3081)	34
Water Resources Capital Projects Fund (4003)	36
Stormwater Drainage Capital Projects Fund (4013)	49
Sanitation Capital Projects Fund (4024)	54
Airport Capital Projects Fund (4033)	56
Marina Capital Improvement Fund (4043)	58
Golf Course Capital Projects Fund (4063)	60
Port Capital Improvement Fund (4093)	62
Other Funds	
Bicycle/Pedestrian Safety Improvements Fund (3004)	64
Tax Increment Financing Capital Improvement Fund (3005)	67
Weeki Wachee Capital Improvements Fund (3041)	69
Multimodal Impact Fees Capital Improvement Fund (3071)	71

OVERVIEW



FY24 CAPITAL IMPROVEMENT PROGRAM (CIP)

This section of the budget document serves as a basis for a five-year plan through which future capital funding and construction programs are developed. The projects included in the FY24 CIP Budget are those which have been identified as having the highest priority through the Comprehensive Planning process, previous CIP Plans, City Council action, and/or staff analysis. The FY24 CIP project appropriations will be approved along with the Operating Fund appropriations in September 2023.

CIP REVENUE SOURCES

There are two main types of revenues available for funding capital projects: dedicated revenues and discretionary revenues. Another significant ongoing CIP revenue source is interest earnings on CIP fund balances, which may be dedicated or discretionary, depending on the type of fund and original revenue source. The city also transfers resources from Enterprise Funds, Special Revenue Funds, Internal Service Funds, and the General Operating Fund to support specific projects.

Dedicated CIP Revenues

Some revenues have legal restrictions that require their use only for capital projects. These revenues include the Local Option Sales Surtax (“Penny for Pinellas”), Multimodal Impact Fees, proceeds from bond issues, and state and federal grants that are approved for specific projects.

Discretionary CIP Revenues

In accordance with established fiscal policies, the city’s enterprise operations may transfer funds on an annual basis to their CIP accounts to support renovations and other improvements to their respective facilities. The level of transfers varies and is dependent on the financial performance of the specific enterprise.

LOCAL OPTION SALES SURTAX

The Local Option Sales Surtax, commonly known as the “Penny for Pinellas,” is the primary general purpose revenue source for city CIP projects.

In November 1989, the voters of Pinellas County approved by referendum a one-cent sales surtax to be used for the improvement of infrastructure. St. Petersburg’s share of each year’s collection was based upon a distribution formula contained in an interlocal agreement with the county.

In December 1989, City Council approved an overall concept of priorities and implementation goals for the ten-year program. The three goals were: 1) to strive to allocate the funds over the life of the program in approximately the same proportions as presented in the referendum materials distributed to the general public; 2) to establish and maintain an accounting structure to adequately monitor use of the funds; and 3) to keep the public adequately informed about the progress of the program.

On March 25, 1997, Pinellas County voters authorized the extension of the tax for a second ten-year period, from February 1, 2000 to January 31, 2010. On July 10, 1997, City Council adopted fiscal policy changes incorporating percentage ranges for measuring performance of the remaining thirteen years of the Penny for Pinellas. In addition, the three goals outlined in 1989 were still considered.

The third extension of the penny was passed by the voters on March 13, 2007. This extension was for another ten-year period, from January 1, 2010 to December 31, 2019.

On November 7, 2017, nearly 83% of the voters of Pinellas County re-authorized an extension of the “Penny for Pinellas” for a ten-year period from January 1, 2020 to December 31, 2029.

CIP PROJECT TYPE DESCRIPTIONS

Recurring Projects:

These projects are budgeted on an annual basis for activities that are required on a continuing basis. While the amount may vary, there is new funding appropriated for this type of project on a year-to-year basis.

Examples: Street and Road Improvements, Swimming Pool Improvements, Potable Water Backflow Prevention/Meter Replacement, and Bridge Life Extension Program.

In instances where these appropriations are neither spent nor encumbered by the end of the fiscal year, the project is closed, and any remaining funds are returned to the fund balance. However, if there is a contract, contract pending, or encumbered funds in the first year, the project will be left open and every effort is made to close it by the end of the second year.

One-Time Projects:

These are specific projects that have a designated start and end date. Projects include but are not limited to any project in excess of \$500,000 for new facilities, purchase of capital equipment such as a fire apparatus, a specific major improvement to a facility, and for grant funded projects. This type should also be used for any project with an expected life of more than one year.

Projects of this nature will be independent projects in the CIP plan. Appropriations will be made for the specified project and at its conclusion all remaining funds will go to the fund balance.

Requests for appropriations should be in phases, (e.g.; planning, design, land acquisition, and construction) with required funding appropriated in the actual year the specific phase is scheduled to begin. Funding may be shifted if the project is not on schedule.

Major Projects (Parent/Child): (ongoing projects)

A major project is used to fund related minor projects within any given fiscal year. These broad category parent projects relate to a specific function with funds transferred to child projects as identified by the requesting department throughout the year.

**Examples: Cosme Plant Improvements FY24 (Parent)/Roof Eval/Rehab FY24 (Child)
Lift Station Improvements FY24 (Parent)/LST SCADA System Repl (Child)**

Major projects should be used when specific projects and a dollar amount cannot be accurately projected or planned. During the year of appropriation, funding may be transferred to new projects of a related nature. Funding may be used to increase a prior year project within the same parent. At the end of the fiscal year any funds remaining in the parent project will be moved to the fund balance. A child project funded during the year with an appropriation in excess of \$500,000 will be treated as though it were a one-time project (see above). Child projects funded during the year with current expenses or encumbrances will be left open until their conclusion at which time remaining funds from those projects will return to the fund balance. At the end of the fiscal year any child project without expenses or encumbrances will be closed and the remaining appropriation moved to the fund balance.

CIP BUDGET PROCESS

Usually held in early January, the CIP Kickoff Meeting starts the formal CIP Budget process. At this meeting, the Budget and Management Department provides information, direction, training, and important budget dates to the departments.

Also held in January, is the City Council Priorities Committee of the Whole meeting. This meeting is a chance for City Council Members to share their budget priorities, both operating and capital, with the public and city administration.

After these meetings, the city departments start work on their individual CIP budget submissions. Each department completes a review and a needs analysis for their various divisions/programs. Modifications may arise based on updated information from the Comprehensive Planning process, previous CIP Plans, City Council action, and/or staff analysis. New projects not in the current five-year CIP plan may also result from this review.

Next, departments meet with the Engineering and Capital Improvement Department's (ECID) staff to discuss the status of projects. Items discussed include the time frame, scope, and cost estimate of each project. The ECID and Planning and Development Services Departments also do a citywide review of all submitted CIP Projects before the line-item review meetings.

Once each department has prioritized its projects and incorporated any feed-back from the ECID, their official CIP Project requests are communicated to the Budget and Management Department as the department's CIP budget submission.

After Budget updates projections for revenue sources in the CIP Funds and reviews the department submissions, line-item review meetings are held. Each of the departments that has submitted CIP Project requests meets with Budget and City Administration to review and discuss their prioritized projects.

During the line-item review process Administration and the Budget Department further prioritize these projects on a citywide level and in an effort to make sure we balance each fund in each year of the five-year plan. Projects in response to life safety or ADA issues are also given priority. Also, during this process the funding source is discussed to make sure the project qualifies for the funding source requested. Projects may be moved between funds depending on availability of funds and the eligibility of the project to the funding source.

Specifically for the four Penny for Pinellas CIP funds, project submissions are reviewed to make sure they meet the requirements for use of these funds in Florida Statutes section 212.055(2). Projects that were included in the Penny 4 Representative Project List approved by City Council are prioritized. Projects not on the list may also be funded but the list is used as a guide when prioritizing the limited penny resources.

After the line-item review process is complete, a CIP Committee of the Whole meeting is held with City Council to review the preliminary CIP budget. There is also an annual Budget Open House meeting in the Spring to receive public input on both the operating and CIP budgets before the Mayor's Recommended Budget is submitted to City Council on or before July 15.

Finally, there are two public hearings on the budget held in September to adopt the final budget for the upcoming fiscal year. Included in this budget is the five-year CIP Plan, with the first year of the plan being appropriated.

PENNY 4 REPRESENTATIVE PROJECT LIST 2020 - 2030

Public Safety Fund (3025)

\$17,746,000

5.44%

Range:

4.36% - 6.52%

Proposed Project Name	Proposed Budget Round 4
<u>Fire</u>	
Major Fire Apparatus Replacement	\$9,746,000
<u>Police</u>	
Mobile Command Vehicle	\$750,000
K-9 Compound Improvements	\$3,250,000
Police Take Home Cruisers	\$4,000,000
Police Subtotal	\$8,000,000

Citywide Infrastructure (3027)

\$257,375,000

78.88%

Range:

73.77% - 84.00%

Proposed Project Name	Proposed Budget Round 4
<u>Neighborhoods</u>	
Neighborhood Partnership Grant Match	\$875,000
Neighborhood Enhancements	\$750,000
Neighborhoods Subtotal	\$1,625,000
<u>Engineering</u>	
Buried Wastewater Infrastructure	\$90,000,000
Street & Road Improvements	\$45,000,000
Bridges	\$42,500,000
Road Reconstruction/Replacement	\$5,000,000
Seawalls	\$8,000,000
Minor Storm Drainage	\$5,000,000
Coastal Resiliency & Flood Mitigation	\$5,000,000
Roser Park Seawall	\$8,000,000
Dredging Arterial Channels	\$2,000,000
Engineering Subtotal	\$210,500,000
<u>Transportation</u>	
Public Transportation Infrastructure	\$6,000,000
Bike Share Program Expansion	\$1,000,000
Sidewalk Expansion	\$2,500,000
Complete Streets	\$3,000,000
Sidewalk - Neighborhood & ADA Ramps	\$2,500,000
Bicycle Pedestrian Facilities	\$1,000,000
Neighborhood Transportation Mgt. Program	\$1,000,000
Wayfaring Signage and Sign Replacement	\$1,500,000
Transportation Subtotal	\$18,500,000
<u>Economic Development</u>	
Affordable Housing	\$15,000,000
Grow Smarter Infrastructure Fund	\$5,000,000
Skyway Marina Undergrounding Power Lines	\$6,750,000
Economic Development Subtotal	\$26,750,000

Recreation & Culture Fund (3029)**\$44,850,000****13.75%****Range:****9.82% - 17.67%**


Proposed Project Name	Proposed Budget Round 4
<u>Athletic Facility Improvements</u>	\$2,000,000
<u>Swimming Pool Improvements</u>	\$4,000,000
<u>Recreation Center Improvements</u>	
Shore Acres Recreation Center Replacement	\$5,000,000
Frank Pierce Recreation Center Replacement	\$6,000,000
Recreation Center Improvements	\$3,000,000
Walter Fuller Sports Complex	\$500,000
Recreation Center Improvements Subtotal	\$14,500,000
<u>Libraries</u>	
General Library Improvements	\$2,000,000
Main Library Building Upgrades	\$6,000,000
Libraries Subtotal	\$8,000,000
<u>Park Improvements</u>	
Park Facilities Improvements	\$3,500,000
Park Lighting Improvements	\$1,000,000
Park Improvements Subtotal	\$4,500,000
<u>Preserve Improvements</u>	\$1,000,000
<u>Play Equipment Replacement</u>	\$6,000,000
<u>Downtown Enterprise Facilities</u>	
Coliseum Parking Lot Expansion	\$1,600,000
Mahaffey Theater Improvements	\$3,250,000
Downtown Enterprise Subtotal	\$4,850,000

City Facilities Fund (3031)**\$6,300,000****1.93%****Range:****1.25% - 2.61%**

Proposed Project Name	Proposed Budget Round 4
Jamestown Complex	\$1,800,000
City Facility Roofing & Waterproofing	\$1,500,000
Fire Station Major Improvements	\$1,500,000
City Facility HVAC	\$1,500,000

Grand Total**\$326,271,000****100%**

SUMMARY



Capital Improvements Program Fund Summary

Resources / Requirements	Appropriated To Date	FY 2024 Recomm'd	FY 2025 Estimate	FY 2026 Estimate	FY 2027 Estimate	FY 2028 Estimate	CIP Total
Housing & General Capital Improvement							
Housing Capital Improvements (3000)	16,516,860	768,000	768,000	768,000	768,000	768,000	20,356,860
General Capital Improvement (3001)	44,640,780	11,053,500	3,875,356	3,875,358	3,875,357	2,176,000	69,496,351
Total Housing & General Capital Improvement Resources	61,157,640	11,821,500	4,643,356	4,643,358	4,643,357	2,944,000	89,853,211
Penny Capital Improvement							
Public Safety Capital Improvement (3025)	12,453,485	2,796,010	3,086,510	4,670,146	1,935,601	2,338,024	27,279,776
Citywide Infrastructure Capital Improvement (3027)	104,520,229	31,366,602	27,093,694	27,263,371	32,857,292	33,479,852	256,581,040
Recreation and Culture Capital Improvement (3029)	24,393,670	5,085,361	8,831,120	7,786,068	6,385,815	5,999,615	58,481,649
City Facilities Capital Improvement (3031)	3,537,980	1,419,625	2,297,483	2,240,692	1,443,461	1,477,161	12,416,402
Total Penny Capital Improvement Resources	144,905,364	40,667,598	41,308,807	41,960,277	42,622,169	43,294,652	354,758,867
Other Capital Improvement							
Bicycle/Pedestrian Safety Improvements (3004)	1,737,747	2,813,035	3,347,818	1,145,199	13,178,774	-	22,222,573
Tax Increment Financing Capital Improvement Fund (3005)	6,214,513	204,000	204,000	4,000	4,000	4,000	6,634,513
Weeki Wachee Capital Improvements (3041)	3,806,121	-	-	-	-	-	3,806,121
Multimodal Impact Fees Capital Improvement (3071)	11,796,105	812,000	812,000	812,000	812,000	812,000	15,856,105
Total Other Capital Improvement Resources	23,554,486	3,829,035	4,363,818	1,961,199	13,994,774	816,000	48,519,312
Enterprise Capital Improvement							
Downtown Parking Capital Improvement (3073)	7,959,671	30,000	430,000	30,000	30,000	30,000	8,509,671
Tropicana Field Capital Projects (3081)	2,857,812	512,000	512,000	512,000	512,000	12,000	4,917,812
Water Resources Capital Projects (4003)	351,996,144	81,575,000	122,227,000	126,980,000	129,475,000	135,043,000	947,296,144
Stormwater Drainage Capital Projects (4013)	29,985,298	16,819,000	16,605,000	25,515,000	32,572,500	30,030,000	151,526,798
Sanitation Capital Projects (4024)	15,200,000	-	-	-	-	-	15,200,000
Airport Capital Projects (4033)	4,768,092	2,189,210	-	-	-	-	6,957,302
Marina Capital Improvement (4043)	35,728,000	411,000	511,000	211,000	211,000	211,000	37,283,000
Golf Course Capital Projects (4063)	586,148	1,020,000	300,000	306,000	400,000	-	2,612,148
Port Capital Improvement (4093)	419,717	300,000	-	-	-	-	719,717
Total Enterprise Capital Improvement Resources	449,500,882	102,856,210	140,585,000	153,554,000	163,200,500	165,326,000	1,175,022,592
Total Resources	679,118,372	159,174,343	190,900,981	202,118,834	224,460,800	212,380,652	1,668,153,982
Housing & General Capital Improvement							
Housing Capital Improvements (3000)	16,154,359	750,000	750,000	750,000	750,000	750,000	19,904,359
General Capital Improvement (3001)	42,362,663	11,672,500	1,840,000	1,840,000	6,938,073	1,840,000	66,493,236
Total Housing & General Capital Improvement Requirements	58,517,022	12,422,500	2,590,000	2,590,000	7,688,073	2,590,000	86,397,595
Penny Capital Improvement							
Public Safety Capital Improvement (3025)	9,669,809	2,256,000	1,960,825	3,399,900	1,938,225	2,290,200	21,514,959
Citywide Infrastructure Capital Improvement (3027)	92,006,719	32,259,893	21,386,149	18,655,296	28,515,693	29,028,199	221,851,949
Recreation and Culture Capital Improvement (3029)	18,095,550	7,208,127	8,381,833	6,962,336	5,023,109	4,687,494	50,358,449
City Facilities Capital Improvement (3031)	2,710,399	2,044,590	2,297,950	2,237,199	1,439,948	1,471,807	12,201,893
Total Penny Capital Improvement Requirements	122,482,477	43,768,610	34,026,757	31,254,731	36,916,975	37,477,700	305,927,250
Other Capital Improvement							
Bicycle/Pedestrian Safety Improvements (3004)	1,675,187	2,813,035	3,347,818	1,145,199	13,178,774	-	22,160,013
Tax Increment Financing Capital Improvement Fund (3005)	6,164,455	200,000	200,000	-	-	-	6,564,455
Weeki Wachee Capital Improvements (3041)	1,884,981	-	-	-	-	-	1,884,981
Multimodal Impact Fees Capital Improvement (3071)	8,267,511	1,475,000	973,750	966,000	860,000	1,012,000	13,554,261
Total Other Capital Improvement Requirements	17,992,134	4,488,035	4,521,568	2,111,199	14,038,774	1,012,000	44,163,710
Enterprise Capital Improvement							
Downtown Parking Capital Improvement (3073)	7,615,638	-	726,213	-	-	-	8,341,851
Tropicana Field Capital Projects (3081)	783,000	-	-	-	-	-	783,000
Water Resources Capital Projects (4003)	351,990,561	81,575,000	122,226,875	126,979,500	129,474,375	135,042,500	947,288,811
Stormwater Drainage Capital Projects (4013)	29,557,620	16,819,000	16,605,000	25,515,000	32,572,500	30,030,000	151,099,120
Sanitation Capital Projects (4024)	15,200,000	-	-	-	-	-	15,200,000
Airport Capital Projects (4033)	4,624,309	2,332,000	-	-	-	-	6,956,309
Marina Capital Improvement (4043)	34,990,034	400,000	512,500	210,000	215,000	220,000	36,547,534
Golf Course Capital Projects (4063)	580,564	1,020,000	300,000	306,000	400,000	-	2,606,564
Port Capital Improvement (4093)	412,699	300,000	-	-	-	-	712,699
Total Enterprise Capital Improvement Requirements	445,754,425	102,446,000	140,370,588	153,010,500	162,661,875	165,292,500	1,169,535,888
Total Requirements	644,746,058	163,125,145	181,508,912	188,966,430	221,305,697	206,372,200	1,606,024,443
Unappropriated Balance	34,372,314	30,421,512	39,813,581	52,965,984	56,121,087	62,129,539	62,129,539



Capital Improvements Program Fund Summary

Notes

1. In total, all funds are balanced for the five-year CIP program.
2. The General Capital Improvement Fund requirements do not include funds assigned each year for future contributions to the Fire Rescue Equipment Replacement Plan.
3. The Penny Public Safety Capital Improvement Fund requirements do not include funds assigned for the Public Safety Facilities (K-9 Training and Fire Rescue Training) or for Land Acquisition for Fire Station 2.
4. The Penny Citywide Infrastructure Capital Improvement Fund requirements do not include funds assigned each year for Affordable Housing Land Acquisitions, Bridge Replacement, Debt Service, or transfers to the Public Safety Capital Improvement Fund and the Recreation and Culture Capital Improvement Fund.
5. The Penny Recreation and Culture Capital Improvement Fund requirements do not include funds assigned each year for Debt Service, Enoch Davis, or Obama Main Library.
6. The Penny City Facilities Capital Improvement Fund requirements do not include funds assigned each year for Debt Service.
7. On November 7, 2017, the voters of Pinellas County authorized the fourth extension of the Local Option Sales Surtax ("Penny for Pinellas") for a ten-year period January 1, 2020 to December 31, 2029.

HOUSING & GENERAL FUNDS

3000 Housing
3001 General



Housing Capital Improvements Fund (3000)

This fund was established in FY91 to account for housing program capital projects funded from general revenue sources. The initial resources allocated to this fund were made available from the General Fund balance.

FY24 Summary

Projected Resources	768,000
Projected Requirements	<u>750,000</u>
Projected Resources less Projected Requirements	18,000
 Beginning Fund Balance	 <u>362,501</u>
Projected Fund Balance at Year End	380,501

FY24 Project Descriptions and Recommended Budget

Affordable/Workforce Housing	750,000
-------------------------------------	----------------

This project provides funding to assist affordable/workforce housing programs. The purpose of the funding is for repayment on the Economic Stability Fund credit line for the development of affordable housing projects, to supplement state and federal funding where needed, and to be used as a primary funding source when state and federal funding is not available. The following are some of the programs where this funding may be used, however, other opportunities may be explored as new concepts emerge:

1. Supplemental subsidy funding for affordable single-family development
2. Supplemental subsidy funding for multi-family affordable housing projects and repay any draws under the credit facility
3. Sidewalk reimbursement program for affordable single-family homes in the South St. Petersburg Community Redevelopment Area (SSP CRA)

Principles for Accountable and Responsive Government: In-Touch, Innovation, Inclusive, Informed Decision Making
Pillars for Progress: Housing Opportunities for All

Total Requirements	<u>750,000</u>
---------------------------	-----------------------

Housing Capital Improvements (3000)

Resources / Requirements	Appropriated To Date	FY 2024 Recomm'd	FY 2025 Estimate	FY 2026 Estimate	FY 2027 Estimate	FY 2028 Estimate	CIP Total
Beginning Fund Balance	1,555,139	-	-	-	-	-	1,555,139
Contributions - Developer	787,885	-	-	-	-	-	787,885
Earnings on Investments	136,442	18,000	18,000	18,000	18,000	18,000	226,442
Miscellaneous/Other	3,358	-	-	-	-	-	3,358
Transfer from General Fund	14,034,036	750,000	750,000	750,000	750,000	750,000	17,784,036
Total Resources	16,516,860	768,000	768,000	768,000	768,000	768,000	20,356,860
Housing							
Affordable/Workforce Housing		750,000	750,000	750,000	750,000	750,000	3,750,000
Inflation Contingency	-	-	-	-	-	-	-
Prior Year Funding	16,154,359	-	-	-	-	-	16,154,359
Total Requirements	16,154,359	750,000	750,000	750,000	750,000	750,000	19,904,359
Unappropriated Balance	362,501	380,501	398,501	416,501	434,501	452,501	452,501

Notes

1. \$842,068 of the unappropriated balance of the Housing Capital Improvement Fund was provided to the city by developers in lieu of producing a Workforce Housing Density Bonus unit(s) on site in accordance with Chapter 16 Land Development Regulations. \$40,000 was received in June of 2015, \$687 in October of 2020, \$11,600 in February of 2021, \$1,896 in June of 2021, \$11,176 in October of 2021, \$1,925 in January of 2022, \$243,581 in April of 2022, \$279,120 in June of 2022, \$200,340 in July of 2022, and \$51,743 in September of 2022. CR2021-377 approved on 8/19/21 appropriated \$23,000 from this unappropriated balance for Bear Creek Commons. CR2022-531 approved on 10/20/22 appropriated \$610,000 from this unappropriated balance for Flats on 4th. The remaining balance of in lieu funding from developers is \$209,068.
2. There is no inflation contingency calculating on the Affordable/Workforce Housing Project.

General Capital Improvement Fund (3001)

This fund is used to account for general purpose projects funded by transfers from the General Fund, other operating funds without corresponding capital improvement funds (i.e. Fleet Management Fund), grants, land sales, or other miscellaneous resources.

FY24 Summary

Projected Resources	11,053,500
Projected Requirements	<u>11,672,500</u>
Projected Resources less Projected Requirements	(619,000)
 Projected Resources less Projected Requirements	 (619,000)
Beginning Fund Balance	<u>1,278,117</u>
Unassigned	659,117
 Unassigned	 659,117
Assignment for Enoch Davis	(250,000)
Assignment for SCBA/Bunker Gear - Fire	<u>325,000</u>
Projected Fund Balance at Year End	584,117

FY24 Project Descriptions and Recommended Budget

157126 17th Street North over Booker Creek (also in Fund 3027)	2,250,000
This project provides funding for the replacement of an existing bridge approaching the end of its service life. This bridge was constructed in 1953 and services 17 th Street North over Booker Creek. The three-span steel culvert bridge exhibits significant signs of deterioration, corrosion, cracking, and spalling. Strategic planning initiatives for this project include: sustainability, resiliency, safety, maintaining neighborhood and emergency access, and complete streets.	
Principles for Accountable and Responsive Government: Community Impact, Innovation Pillars for Progress: Neighborhood Health and Safety, Environment, Infrastructure and Resilience	
157408 62nd Avenue South at Maximo (also in Fund 3027)	2,812,500
This project provides design/engineering phase funding for the replacement of existing bridge approaching the end of its service life. This bridge was built in 1984 and is a sonovoid slab that is subject to internal corrosion which may lead to uncertainty in structural integrity. As such regular load testing is required, of which the last load testing has required loading restrictions on the bridge. Strategic planning initiatives for this project include: sustainability, resiliency, safety, maintaining neighborhood and emergency access, and complete streets.	
Principles for Accountable and Responsive Government: Community Impact, Innovation Pillars for Progress: Neighborhood Health and Safety, Environment, Infrastructure and Resilience	
Fleet Facility Replacement - Building A (also in Fund 3027)	3,000,000
This project provides construction phase funding for Fleet Facility Building A. The existing facility is beyond its service life and is in need of replacement along with the equipment within the facility. This will centralize and replace the current Fleet facilities with a hurricane rated secure location.	
Principles for Accountable and Responsive Government: Community Impact, Innovation Pillars of Progress: Neighborhood, Health, and Safety, Environment, Infrastructure, and Resiliency	
Little St. Mary's Restroom Improvements	100,000
This project provides funding for replacement and repair of aging infrastructure associated with this very active restroom facility. As the main restroom at the entryway to the Pier, Little St. Mary's acts as a gateway facility into the Pier District.	
Principles for Accountable and Responsive Government: In-touch, Innovation, Community Impact Pillars of Progress: Equitable Development, Arts & Business Opportunities	

*General Capital Improvement Fund (3001) continued***FY24 Project Descriptions and Recommended Budget**

Municipal Office Buildings (M.O.B.) Repairs and Improvements	1,840,000
<p>This project provides funding for the replacement of the main entry door at the Annex, design for replacement of two 125-ton chillers at City Hall, design of exterior building waterproofing at City Hall, replacement of exterior magnetic locks at City Hall, exterior building waterproofing at the Municipal Services Center (MSC), design for replacement of two 240-ton chillers, pumps, and tank feeders at MSC, design for replacement of 121 fan coil units at MSC, miscellaneous equipment replacement and upgrades, and/or any higher priority or emergency projects that may arise. This project is funded by resources transferred from the Municipal Office Buildings Fund and the General Fund.</p> <p>Principles for Accountable and Responsive Government: Informed Decision Making, Innovation, Community Impact Pillars for Progress: Environment, Infrastructure, and Resilience</p>	
Pier Sidewalk Expansion (Tram Path)	300,000
<p>This project provides funding to expand the sidewalk between the Dolphin Lot and Bending Arc to route pedestrians out of the tram pathway heading east/west across the Dolphin Lot driveway/access into the Marketplace. This project is funded by resources transferred from the Pier Operating Fund.</p> <p>Principles for Accountable and Responsive Government: Community Impact, Informed Decision Making Pillars for Progress: Environment, Infrastructure and Resilience</p>	
Pier SW Facility Improvements	100,000
<p>This project provides design/engineering phase funding to determine estimated tenant improvements and piling repairs that will be required at the Pier Southwest Facility when the tenant's lease expires in 2024. This project is funded by resources transferred from the Pier Operating Fund.</p> <p>Principles for Accountable and Responsive Government: Community Impact, Informed Decision Making Pillars for Progress: Environment, Infrastructure and Resilience</p>	
Enoch Davis Recreation Center Improvements (also in Fund 3029)	250,000
<p>This project provides funding for an assessment and initial design/permitting/technical services that include planning for improvements to the Enoch Davis Recreation Center. The building is an 18,000 square foot multiservice center located adjacent to the James Weldon Johnson Branch Library. The facility houses space for human service agencies, two meeting rooms, two multi-purpose halls, a computer lab, and other community amenities.</p> <p>Principles for Accountable and Responsible Government: In-touch, Inclusive, Innovation Community Impact Pillars for Progress: Equitable Development, Arts & Business Opportunities</p>	
Dr. MLK Jr. Street North and 116th Avenue North Intersection Improvement (also in Fund 3071)	520,000
<p>This project provides funding for the development of a traffic signal at the intersection of Dr. M.L. King Jr. Street and 116th Avenue North as a joint project with entities that have some responsible charge of the streets adjacent to the intersection.</p> <p>Principles for Accountable and Responsive Government: In-Touch, Innovation, Community Impact Pillars for Progress: Neighborhood Health and Safety, Environment, Infrastructure and Resilience, Equitable Development, Arts and Business Opportunities</p>	
Ferry Dock	250,000
<p>This project provides funding for a study and concept design for ferry dockage and associated terminal facilities to support waterborne transportation and economic development efforts to allow the city to remain responsive to the infrastructure needs of waterborne transit and ferry services.</p> <p>Principles for Accountable and Responsive Government: Innovative, Community Impact, Informed Decision Making Pillars for Progress: Equitable Development, Arts & Business Opportunities, Environment, Infrastructure and Resilience</p>	
Transfer to Stormwater Drainage Capital Improvement Fund	250,000
<p>This project provides funding for the transfer of funds from the General Capital Improvement Fund (3001) to the Stormwater Drainage Capital Improvement Fund (4013).</p> <p>Principles for Accountable and Responsive Government: Community Impact, Informed Decision Making Pillars for Progress: Environment, Infrastructure and Resilience</p>	
Total Requirements	11,672,500

General Capital Improvement (3001)

Resources / Requirements	Appropriated To Date	FY 2024 Recomm'd	FY 2025 Estimate	FY 2026 Estimate	FY 2027 Estimate	FY 2028 Estimate	CIP Total
Beginning Fund Balance	23,380,847	-	-	-	-	-	23,380,847
Contribution from Private Entity for MLK/116	-	140,000	-	-	-	-	140,000
Earnings on Investments	165,938	11,000	11,000	11,000	11,000	11,000	220,938
GR Central Ave Bus Rapid Transit Corridor	537,145	-	-	-	-	-	537,145
GR COPS Technology and Equipment Prgm	750,000	-	-	-	-	-	750,000
GR DEO - Strategic Seawall CIP Plan	900,626	-	-	-	-	-	900,626
GR DEO- Carter G. Woodson Museum	17,091	-	-	-	-	-	17,091
GR FDEP- Willow Marsh Boardwalk	319,650	-	-	-	-	-	319,650
GR FDOT- 157126 17th S/N Over Booker	-	2,250,000	-	-	-	-	2,250,000
GR FDOT- 157408 62nd Ave S at Maximo	-	2,812,500	-	-	-	-	2,812,500
GR FDOT- District 7 LS Imps HLRMOA GR	260,344	-	-	-	-	-	260,344
HUD- FY23 Community Project Funding GR	901,000	-	-	-	-	-	901,000
Pinellas County Contribution for MLK/116	-	380,000	-	-	-	-	380,000
GR USF- City Trails Bicycle Trails	38,696	-	-	-	-	-	38,696
Pinellas County - Central Ave Road	1,789,368	-	-	-	-	-	1,789,368
Pinellas County - 62nd Ave Road	250,000	-	-	-	-	-	250,000
Transfer Fleet Management Fund	120,475	-	-	-	-	-	120,475
Transfer General Fund	10,053,340	2,895,000	1,699,356	1,699,358	1,699,357	-	18,046,411
Transfer General Fund Public Safety	650,000	325,000	325,000	325,000	325,000	325,000	2,275,000
Transfer Municipal Office Buildings Fund	2,230,000	1,840,000	1,840,000	1,840,000	1,840,000	1,840,000	11,430,000
Transfer Pier Operating Fund	645,000	400,000	-	-	-	-	1,045,000
Transfer Revolving Energy Investment Fund	881,260	-	-	-	-	-	881,260
Transfer Technology & Infrastructure Fund	750,000	-	-	-	-	-	750,000
Total Resources	44,640,780	11,053,500	3,875,356	3,875,358	3,875,357	2,176,000	69,496,351
Bridge Recon/Replacement							
157126 17th Street N over Booker Creek		2,250,000	-	-	-	-	2,250,000
157408 62nd Ave S at Maximo		2,812,500	-	-	-	-	2,812,500
City Facilities							
Dwight H. Jones Neigh. Center Restroom		-	-	-	-	-	-
Fleet Facility Replacement - Building A		3,000,000	-	-	-	-	3,000,000
Little St. Mary's Restroom Improvements		100,000	-	-	-	-	100,000
M.O.B. Repairs & Improvement FY28		-	-	-	-	1,840,000	1,840,000
M.O.B. Repairs & Improvements FY24		1,840,000	-	-	-	-	1,840,000
M.O.B. Repairs & Improvements FY25		-	1,840,000	-	-	-	1,840,000
M.O.B. Repairs & Improvements FY26		-	-	1,840,000	-	-	1,840,000
M.O.B. Repairs & Improvements FY27		-	-	-	1,840,000	-	1,840,000
Neighborhoods							
Union Central District Gateway Features		-	-	-	-	-	-
Pier Improvements							
Pier Sidewalk Expansion (Tram Path)		300,000	-	-	-	-	300,000
Pier SW Facility Improvements		100,000	-	-	-	-	100,000
Recreation/Community Centers							
Enoch Davis Recreation Center Improvements		250,000	-	-	-	-	250,000
Transportation & Parking Management							
18th Avenue South Complete Streets		-	-	-	5,098,073	-	5,098,073
Dr. MLK Jr. Street North and 116th Avenue N		520,000	-	-	-	-	520,000
Ferry Dock		250,000	-	-	-	-	250,000
Undefined/Other							
Transfer to Stormwater Drainage Capital Impr		250,000	-	-	-	-	250,000

General Capital Improvement (3001)

Resources / Requirements	Appropriated To Date	FY 2024 Recomm'd	FY 2025 Estimate	FY 2026 Estimate	FY 2027 Estimate	FY 2028 Estimate	CIP Total
Inflation Contingency	-	-	-	-	-	-	-
Prior Year Funding	42,362,663	-	-	-	-	-	42,362,663
Total Requirements	42,362,663	11,672,500	1,840,000	1,840,000	6,938,073	1,840,000	66,493,236
Assigned for Enoch Davis Recreation Center	250,000	(250,000)	-	-	-	-	-
Assigned for SCBA/Bunker Gear - Fire	750,000	325,000	325,000	325,000	325,000	325,000	2,375,000
Unappropriated Balance	1,278,117	584,117	2,294,473	4,004,831	617,115	628,115	628,115

Notes

1. GR = Grant Funding

General Capital Improvement (3001)

Project	Cost Center	Object Code	CIP Total	Appropriated To Date	FY 2024 Budget	FY 2025 Budget	FY 2026 Budget	FY 2027 Budget	FY 2028 Budget
Department Requested - Unfunded									
PWA Campus (Pavement, Traffic Operations)			27,460,000	0	1,500,000	18,100,000	7,860,000	0	0
Street & Alley Life Extension Program			5,000,000	0	1,000,000	1,000,000	1,000,000	1,000,000	1,000,000
Resurface Tennis & Pickle Ball Courts			200,000	0	200,000	0	0	0	0
Vinoy Park Infrastructure Improvements			500,000	0	500,000	0	0	0	0
New Special Programs/TASCO Warehouse			500,000	0	500,000	0	0	0	0
1st Avenue North and 25th St Intersection Improv.			500,000	0	500,000	0	0	0	0
Ferry Dock - Unfunded			2,750,000	0	0	2,750,000	0	0	0
Dwight Jones Center Basketball Court, Lighting,			290,000	0	0	290,000	0	0	0
Dwight Jones Neigh. Center Repl. of AC Units			80,000	0	0	0	80,000	0	0
Dwight H. Jones Neigh. Center Repl. of Lighting			75,000	0	75,000	0	0	0	0
Jamestown Complex – Upgrade to Irrigation System			150,000	0	0	0	150,000	0	0
Jamestown Complex - Upgrade the HVAC Systems			130,000	0	0	0	0	130,000	0
Mahaffey Theater Public Address System Improv.			1,500,000	0	1,500,000	0	0	0	0
Mahaffey Theater House Lighting System			1,500,000	0	0	0	0	750,000	750,000
Pier SW Facility Improv. Unfunded			600,000	0	0	600,000	0	0	0
Pier Kiosks for Marketplace			240,000	0	0	240,000	0	0	0
Pier Marketplace Sound System			217,000	0	0	0	217,000	0	0
Pier Storage Building			600,000	0	0	0	600,000	0	0
Pier Sidewalk Crack Improvements			750,000	0	0	0	0	750,000	0
Pier Shade Shelter for Pavilion			500,000	0	0	0	0	500,000	0
Pier Artificial Turf on rest of Great Lawn			65,000	0	0	0	0	0	65,000
Pier Boardwalk Install Pelican Lot			800,000	0	0	0	0	0	800,000
MOB Repairs and Improvements Unfunded			5,815,000	0	0	1,610,000	2,010,000	1,335,000	860,000
Innovation District Improvements			500,000	0	500,000	0	0	0	0
Fleet Facility Replacement			57,720,000	0	1,754,000	24,000,000	16,296,000	10,430,000	5,240,000
Department Requested - Unfunded			108,442,000	0	8,029,000	48,590,000	28,213,000	14,895,000	8,715,000
3001 General Capital Improvement			108,442,000	0	8,029,000	48,590,000	28,213,000	14,895,000	8,715,000
Report Total			108,442,000	0	8,029,000	48,590,000	28,213,000	14,895,000	8,715,000

PENNY FUNDS

3025 Public Safety
3027 Citywide Infrastructure
3029 Recreation & Culture
3031 City Facilities



Public Safety Capital Improvement Fund (3025)

This fund was established in FY98 to account for public safety improvements funded from the Local Option Sales Surtax.

FY24 Summary

Projected Resources	2,796,010
Projected Requirements	<u>2,256,000</u>
Projected Resources less Projected Requirements	540,010
 Projected Resources less Projected Requirements	 540,010
Beginning Fund Balance	<u>653,676</u>
Unassigned	1,193,686
 Unassigned	 1,193,686
Assigned for Public Safety Facilities	<u>1,184,000</u>
Projected Fund Balance at Year End	9,686

FY24 Project Descriptions and Recommended Budget

Fire Engine 5/F495 Replacement 314,000

This project provides funding for the replacement of a 1,500 gallon per minute fire rescue pumper. New model engines include an extended cab to better accommodate advanced life support capability, clean cab concept, and an all-inclusive loose equipment package.

Principles for Accountable and Responsive Government: Community Impact, Informed Decision Making
Pillars for Progress: Neighborhood Health and Safety

Ladder Truck 13/F429 Replacement 1,294,000

This project provides funding to replace a 100' aerial platform ladder truck. New model engines include an extended cab to better accommodate advanced life support capability, clean cab concept, and an all-inclusive loose equipment package.

Principles for Accountable and Responsive Government: Community Impact, Informed Decision Making
Pillars for Progress: Neighborhood Health and Safety

Police Take Home Vehicles 648,000

This project provides funding for the purchase of 12 new take home hybrid vehicles. The goal is to increase the total number of take home vehicles so that officers who are eligible for a take home vehicle can be placed in one. Increasing the number of take home vehicles will allow the department to be competitive with other large regional law enforcement agencies. This also supports the overall initiative to enhance public safety and responsiveness to the needs of the community

Principles for Accountable and Responsive Government: In-Touch, Intentional Equity, Community Impact
Pillars for Progress: Neighborhood Health and Safety

Total Requirements	<u>2,256,000</u>
---------------------------	-------------------------

Public Safety Capital Improvement (3025)

Resources / Requirements	Appropriated To Date	FY 2024 Recomm'd	FY 2025 Estimate	FY 2026 Estimate	FY 2027 Estimate	FY 2028 Estimate	CIP Total
Beginning Fund Balance	2,322,413	-	-	-	-	-	2,322,413
Earnings on Investment	48,063	15,000	15,000	15,000	15,000	15,000	123,063
Local Option Sales Surtax	10,083,009	2,781,010	3,071,510	4,655,146	1,920,601	2,323,024	24,834,300
Total Resources	12,453,485	2,796,010	3,086,510	4,670,146	1,935,601	2,338,024	27,279,776
Fire							
Fire Engine 10/F470 Replacement		-	-	-	-	478,000	478,000
Fire Engine 14/F424 Replacement		-	-	-	593,000	-	593,000
Fire Engine 2/F402 Replacement		-	-	-	-	478,000	478,000
Fire Engine 3/F453 Replacement		-	-	-	-	478,000	478,000
Fire Engine 5/F495 Replacement		314,000	-	-	-	-	314,000
Fire Engine 6/F496 Replacement		-	-	575,000	-	-	575,000
Fire Engine 9/F489 Replacement		-	-	882,000	-	-	882,000
Ladder Truck 1/F420 Replacement		-	1,265,000	-	-	-	1,265,000
Ladder Truck 11/F491 Replacement		-	-	-	562,000	-	562,000
Ladder Truck 13/F429 Replacement		1,294,000	-	-	-	-	1,294,000
Ladder Truck 4/F423 Replacement		-	-	1,133,000	-	-	1,133,000
Police							
Police Take Home Vehicles		648,000	648,000	648,000	648,000	648,000	3,240,000
Inflation Contingency	-	-	47,825	161,900	135,225	208,200	553,150
Prior Year Funding	9,669,809	-	-	-	-	-	9,669,809
Total Requirements	9,669,809	2,256,000	1,960,825	3,399,900	1,938,225	2,290,200	21,514,959
Assigned for Public Safety Facilities (K-9 Training, Fire Training)	1,480,000	1,184,000	1,126,000	1,270,000	-	-	5,060,000
Assignment for Land Acquisition Fire Station 2	1,800,000	-	-	-	-	-	1,800,000
Assignment Transfer from Citywide Infrastructure Fund for Land Acquisition	(1,150,000)	-	-	-	-	-	(1,150,000)
Unappropriated Balance	653,676	9,686	9,371	9,617	6,993	54,817	54,817

Notes

1. Projects shown in the plan for years 2024-2028 may be moved on a year-to-year basis to balance this fund. Decisions to move projects will be based on the status of previously scheduled projects and project priorities.
2. Budgeted assignments for Public Safety Facilities (Police K-9 Training and Fire Training) include: \$1,480,000 in FY23, \$1,184,000 in FY24, \$1,126,000 in FY25, and \$1,270,000 in FY26.
3. Budgeted assignments for Land Acquisition Fire Station 2 include: \$1,800,000 in FY23.

2/F402

Public Safety Capital Improvement (3025)

Project	CIP Total	Appropriated To Date	FY 2024 Budget	FY 2025 Budget	FY 2026 Budget	FY 2027 Budget	FY 2028 Budget
<u>Department Requested - Unfunded</u>							
Building to House Fire Rescue's Reserve Fleet	375,000	0	375,000	0	0	0	0
Department Requested - Unfunded	375,000	0	375,000	0	0	0	0
3025 Public Safety Capital Improvement	375,000	0	375,000	0	0	0	0
Report Total	375,000	0	375,000	0	0	0	0

Citywide Infrastructure Capital Improvement Fund (3027)

This fund was established in FY98 to account for infrastructure improvements funded from the Local Option Sales Surtax and was originally titled Neighborhood & Citywide Infrastructure.

FY24 Summary

Projected Resources	31,366,602
Projected Requirements	<u>32,259,893</u>
Projected Resources less Projected Requirements	(893,291)
 Projected Resources less Projected Requirements	 (893,291)
Beginning Fund Balance	<u>1,908,117</u>
Unassigned	1,014,826
 Unassigned	 1,014,826
Assignment for Bridget Replacement	1,000,000
Assignment for Debt Service Bridge	<u>13,131</u>
Projected Fund Balance at Year End	1,695

FY24 Project Descriptions and Recommended Budget

Bicycle Pedestrian Facilities

100,000

This project provides funding for the development of safe interconnected, citywide bicycle and pedestrian facilities as prescribed in the Bicycle Pedestrian Master Plan approved by City Council in 2003. The design and construction of this infrastructure will be done in accordance with, and in support of, such city initiatives as the Capital Asset Management Program (CAMP) and Health in All Policies.

Principles for Accountable and Responsive Government: Intentional, Inclusive, Impactful
Pillars for Progress: Neighborhood Health and Safety, Environment, Infrastructure and Resilience

157126 17th Street N over Booker Creek (also in Fund 3001)

1,000,000

This project provides funding for the replacement of an existing bridge approaching the end of its service life. This bridge was constructed in 1953 and services 17th Street North over Booker Creek. The three-span steel culvert bridge exhibits significant signs of deterioration, corrosion, cracking, and spalling. Strategic planning initiatives for this project include: sustainability, resiliency, safety, maintaining neighborhood and emergency access, and complete streets.

Principles for Accountable and Responsive Government: Community Impact, Innovation
Pillars for Progress: Neighborhood Health and Safety, Environment, Infrastructure and Resilience

157179 2nd Street North over Tinney Creek

300,000

This project provides additional funding due to cost increases for evaluation, analysis, and development of a report for bridge 157179 2nd Street North over Tinney Creek that will provide information for needed improvements to extend the service life of the bridge or a plan for replacement. Strategic planning initiatives for this project include: sustainability, resiliency, safety, maintaining neighborhood and emergency access, and complete streets.

Principles for Accountable and Responsive Government: Community Impact, Innovation
Pillars for Progress: Neighborhood Health and Safety, Environment, Infrastructure and Resilience

157189 Overlook Drive Northeast over Smacks Bayou

350,000

This project provides additional funding for the design phase of the replacement of an existing bridge approaching the end of its service life due to cost increases. This structure was built in 1965 and is subject to delamination, corrosion, cracking and spalling. Strategic planning initiatives for this project include: sustainability, resiliency, safety, maintaining neighborhood and emergency access, and complete streets.

Principles for Accountable and Responsive Government: Community Impact, Innovation
Pillars for Progress: Neighborhood Health and Safety, Environment, Infrastructure and Resilience

*Citywide Infrastructure Capital Improvement Fund (3027) continued***FY24 Project Descriptions and Recommended Budget****157191 Snell Isle Boulevard Northeast over Coffee Pot Bayou****300,000**

This project provides funding for the design criteria package necessary to solicit a design/build firm for the replacement/renovation of an existing bridge approaching the end of its service life. The structure was built in 1928 and rehabilitated in 1995. The current condition of the bridge is degrading and is subject to corrosion and deterioration of a few structural elements. Strategic planning initiatives for this project include: sustainability, resiliency, safety, maintaining neighborhood and emergency access, and complete streets.

Principles for Accountable and Responsive Government: Community Impact, Innovation

Pillars for Progress: Neighborhood Health and Safety, Environment, Infrastructure and Resilience

157236 7th Street North over Gateway**400,000**

This project provides design/engineering phase funding for the replacement of existing bridge approaching the end of its service life. The structure was built in 1978 and is subject to delamination, corrosion, cracking, and spalling. Strategic planning initiatives for this project include: sustainability, resiliency, safety, maintaining neighborhood and emergency access, and complete streets.

Principles for Accountable and Responsive Government: Community Impact, Innovation

Pillars for Progress: Neighborhood Health and Safety, Environment, Infrastructure and Resilience

157367 58th Street North over Bear Creek**300,000**

This project provides design/engineering phase funding for the replacement of existing bridge approaching the end of its service life. The structure was built in 1959 and is subject to delamination, corrosion, cracking, and spalling. Strategic planning initiatives for this project include: sustainability, resiliency, safety, maintaining neighborhood and emergency access, and complete streets.

Principles for Accountable and Responsive Government: Community Impact, Innovation

Pillars for Progress: Neighborhood Health and Safety, Environment, Infrastructure and Resilience

157408 62nd Avenue South at Maximo (also in Fund 3001)**1,187,500**

This project provides design/engineering phase funding for the replacement of existing bridge approaching the end of its service life. This bridge was built in 1984 and is a sonovoid slab that is subject to internal corrosion which may lead to uncertainty in structural integrity. As such regular load testing is required, of which the last load testing has required loading restrictions on the bridge. Strategic planning initiatives for this project include: sustainability, resiliency, safety, maintaining neighborhood and emergency access, and complete streets.

Principles for Accountable and Responsive Government: Community Impact, Innovation

Pillars for Progress: Neighborhood Health and Safety, Environment, Infrastructure and Resilience

Bridge Life Extension Program**1,000,000**

This project provides funding for evaluation, analysis, and the development of reports for city bridges, as well as, providing for improvements such as safety features, concrete decks, beams, caps, pilings, railings, and other improvements to extend the service life of the bridge. Strategic planning initiatives for this project include: sustainability, resiliency, safety, maintaining neighborhood and emergency access, and complete streets.

Principles for Accountable and Responsive Government: Community Impact, Innovation

Pillars for Progress: Neighborhood Health and Safety, Environment, Infrastructure and Resilience

Fleet Facility Replacement – Building A (also in Fund 3001)**3,300,000**

This project provides construction phase funding for Fleet facility Building A. The existing facility is beyond its service life and is in need of replacement along with the equipment within the facility. This will centralize and replace the current Fleet facilities with a hurricane rated secure location.

Principles for Accountable and Responsive Government: Community Impact, Innovation

Pillars of Progress: Neighborhood, Health, and Safety, Environment, Infrastructure, and Resiliency

*Citywide Infrastructure Capital Improvement Fund (3027) continued***FY24 Project Descriptions and Recommended Budget**

Affordable Housing Land Acquisitions	1,750,000
<p>This project provides a funding source for the acquisition of land or to enter into an agreement with a special district that owns the land that would be used for affordable residential housing in accordance with City Council Resolution 2018-385.</p> <p>Principles for Accountable and Responsive Government: In-Touch, Community Impact, Inclusive, Intentional Equity, Innovation, Informed Decision Making Pillars for Progress: Housing Opportunities for All</p>	
Neighborhood Enhancement	50,000
<p>This project provides funding to assist older neighborhood plan areas and/or neighborhoods with improvements that may not be eligible for funds through the neighborhood partnership match grant program or other city departments. This project also provides implementation resources for neighborhood plan updates within the South Community Redevelopment Area or new city-initiated neighborhood plans.</p> <p>Principles for Accountable and Responsive Government: In-Touch, Inclusive, Community Impact Pillars for Progress: Neighborhood Health and Safety</p>	
Sanitary Sewer Annual Pipe CIPP Lining Program (also in Fund 4003)	2,000,000
<p>This project provides funding for Cured-In-Place (CIPP) lining work in specific pipes all over the city to renew the structural integrity of the pipe while eliminating leaks and defects that contribute to the overall inflow and infiltration rates experienced by the wastewater collection system. This project is consistent with the consent order issued by the FDEP and helps the department meet the management review goals linked to asset management principles LA Consulting's recommendation #4.2.16; Develop long-term budgets for both proactive and lifecycle replacement for water distribution and wastewater collection systems. Annually report the current lifecycle status versus desired to city leadership.</p> <p>Principles for Accountable and Responsive Government: Informed Decision Making, Community Impact Pillars for Progress: Environment, Infrastructure and Resilience</p>	
Sanitary Sewer Annual Pipe Repair & Replacement (also in Fund 4003)	5,000,000
<p>This project provides funding for the repair and replacement of sanitary sewer pipes and manholes including projects to eliminate potential failures and points of significant inflow and infiltration (I&I). It will also be used to repair or replace aqueous crossing pipes, force mains, and any other repair work on appurtenances that make up the city's sanitary sewer collection system. This project is consistent with the consent order issued by the FDEP and helps the department meet the management review goals linked to asset management principles LA Consulting's recommendation #4.2.16; Develop long-term budgets for both proactive and lifecycle replacement for water distribution and wastewater collection systems. Annually report the current lifecycle status versus desired to city leadership.</p> <p>Principles for Accountable and Responsive Government: Informed Decision Making, Community Impact Pillars for Progress: Environment, Infrastructure and Resilience</p>	
62nd Avenue North, East of 1st Street Reconstruction	3,500,000
<p>This project provides funding for the reconstruction of 62nd Avenue North, East of 1st Street to Bayou Grande Boulevard. Strategic planning initiatives for this project include: improving quality of life, safety, access, and complete streets.</p> <p>Principles for Accountable and Responsive Government: Community Impact, Innovation Pillars for Progress: Neighborhood Health and Safety, Environment, Infrastructure and Resilience</p>	
Alley and Roadway Reconstruction - Brick	200,000
<p>This project provides funding for the reconstruction of alleys and roadways using original brick and new roadway base material to improve drivability. Strategic planning initiatives for this project include: improving quality of life, safety, access, and complete streets.</p> <p>Principles for Accountable and Responsive Government: Community Impact, Innovation Pillars for Progress: Neighborhood Health and Safety, Environment, Infrastructure and Resilience</p>	

*Citywide Infrastructure Capital Improvement Fund (3027) continued***FY24 Project Descriptions and Recommended Budget**

Alley Reconstruction - Unpaved	200,000
<p>This project provides funding for reconstruction of unpaved alleys with new base and paved approach aprons. Strategic planning initiatives for this project include: improving quality of life, safety and access, and complete streets.</p> <p>Principles for Accountable and Responsive Government: Community Impact, Innovation Pillars for Progress: Neighborhood Health and Safety, Environment, Infrastructure and Resilience.</p>	
Curb/Ramp Reconstruction	400,000
<p>This project involves replacement of existing curbing and ramps that have been identified as not in compliance with current standards. Strategic planning initiatives for this project include: improving quality of life, safety, access, and complete streets.</p> <p>Principles for Accountable and Responsive Government: Community Impact, Innovation Pillars for Progress: Neighborhood Health and Safety, Environment, Infrastructure and Resilience</p>	
School Zone Upgrades	600,000
<p>This project provides funding for upgrades of school zone traffic and pedestrian control devices per FS 316.1895 and FAC 14-15.012. Strategic planning initiatives for this project include: improving safety, access, and complete streets.</p> <p>Principles for Accountable and Responsive Government: Community Impact, Innovation Pillars for Progress: Neighborhood Health and Safety</p>	
Sidewalk Reconstruction	1,300,000
<p>This project provides funding for the reconstruction of approximately 20,000 linear feet of five-foot-wide sidewalks which have been identified as not in compliance with current standards. Strategic planning initiatives for this project include: improving quality of life, safety and access, and complete streets.</p> <p>Principles for Accountable and Responsive Government: Community Impact, Innovation Pillars for Progress: Neighborhood Health and Safety, Environment, Infrastructure and Resilience</p>	
Street and Road Improvements	5,400,000
<p>This project provides funding for reconstructing segments of paved roadway and brick roadway surfaces using new roadway base material to improve drivability. The goal for this program is to complete 110 lane miles per year. Strategic planning initiatives for this project include: improving quality of life, safety and access, and complete streets.</p> <p>Principles for Accountable and Responsive Government: Community Impact, Innovation Pillars for Progress: Neighborhood Health and Safety, Environment, Infrastructure and Resilience</p>	
Traffic Signal/BRT System Upgrades	400,000
<p>This project provides funding for traffic signal sequencing to support the Bus Rapid Transit (BRT) network. Hardware and software updates will allow operational improvements required to optimize the city's traffic signals along the BRT corridor. Strategic planning initiatives for this project include: improving quality of life, safety and access, and complete streets.</p> <p>Principles for Accountable and Responsive Government: Community Impact, Innovation Pillars for Progress: Neighborhood Health and Safety, Environment, Infrastructure and Resilience</p>	
Complete Streets (also in Fund 3071)	300,000
<p>This project provides funding for the implementation of roadway modifications to provide Complete Streets that consider the needs of all roadway users, regardless of age or physical and economic abilities. Such modifications may include pedestrian and bicycle facilities and other facilities necessary to provide a safe, efficient, and inclusive transportation network not currently covered under existing funding sources. Project scope includes planning, design, engineering, inspection, and construction. Facilities are expected to be developed as a part of the city's Complete Streets Implementation Plan. The design and construction of this infrastructure will be done in accordance with, and in support of such city initiatives as CAMP and Health in All Policies.</p> <p>Principles for Accountable and Responsive Government: In-Touch, Inclusive, Innovation, Community Impact, Intentional Equity, Informed Decision Making Pillars for Progress: Neighborhood Health and Safety, Environment, Infrastructure and Resilience</p>	

*Citywide Infrastructure Capital Improvement Fund (3027) continued***FY24 Project Descriptions and Recommended Budget**

Foster Hill Drive and 38th Avenue North Modifications	100,000
<p>This project provides funding for the installation of more permanent traffic calming elements that have been previously implemented through prior, temporary infrastructure that modifies access to Foster Hill Drive at 38th Avenue North. That infrastructure has demonstrated success and broad neighborhood support remains to make more permanent.</p> <p>Principles for Accountable and Responsive Government: In-Touch, Impactful Pillars for Progress: Neighborhood Health and Safety, Environment, Infrastructure and Resilience</p>	
Neighborhood Transportation Management Program	150,000
<p>This project provides funding for the installation of appropriate traffic control features throughout the city's neighborhoods where identified safety concerns have been verified. Locations are determined through the development of Neighborhood Traffic Plans and Neighborhood Traffic Circulation Plans which are developed and approved by residents with the guidance of Transportation and Parking Management Department staff. All projects are part of the city's Comprehensive Plan directives to monitor traffic safety. The design and construction of this infrastructure will be done in accordance with, and in support of such city initiatives as CAMP and Health in All Policies.</p> <p>Principles for Accountable and Responsive Government: In-Touch, Inclusive, Community Impact, Intentional Equity Pillars for Progress: Neighborhood Health and Safety, Environment, Infrastructure and Resilience</p>	
Sidewalks – Expansion Program (also in Fund 3071)	350,000
<p>This project provides funding for the administration, design, inspection, and construction of new sidewalks on city collector and arterial roadways as designated by the city's Comprehensive Plan and prioritized by the Bicycle Pedestrian Master Plan approved by City Council in 2003. The design and construction of this infrastructure will be done in accordance with, and in support of such city initiatives as CAMP and Health in All Policies.</p> <p>Principles for Accountable and Responsive Government: In-Touch, Inclusive, Community Impact, Intentional Equity, Informed Decision Making Pillars for Progress: Neighborhood Health and Safety, Environment, Infrastructure and Resilience</p>	
Sidewalks - Neighborhood & ADA Ramps	350,000
<p>This project provides funding for the administration, design, inspection, and construction of approximately 4,200 linear feet of new five-foot-wide sidewalks and ADA ramps in neighborhoods that have been approved by the neighborhood associations. All projects are part of the city's Comprehensive Plan directives to monitor traffic safety. The design and construction of this infrastructure will be done in accordance with, and in support of such city initiatives as CAMP and Health in All Policies.</p> <p>Principles for Accountable and Responsive Government: In-Touch, Inclusive, Community Impact, Intentional Equity, Informed Decision Making Pillars for Progress: Neighborhood Health and Safety, Environment, Infrastructure and Resilience, Education & Youth Opportunities</p>	
Wayfaring Signage	100,000
<p>This project provides funding for the administration, design, inspection, and construction of new wayfinding signage, including pedestrian signage, consistent with the city's wayfinding master plan. The design and construction of this infrastructure will be done in accordance with, and in support of such city initiatives as CAMP and Health in All Policies.</p> <p>Principles for Accountable and Responsive Government: In-Touch, Intentional Equity, Community Impact Pillars for Progress: Neighborhood Health and Safety, Environment, Infrastructure and Resilience</p>	
Seawall Renovations & Replacement	1,055,000
<p>This project provides funding for the replacement of approximately 195 linear feet of seawalls citywide. Strategic planning initiatives for this project include: coastal resiliency, improves insurance rating, reduces coastal flooding, and sustainability.</p> <p>Principles for Accountable and Responsive Government: Community Impact, Innovation Pillars for Progress: Neighborhood Health and Safety, Environment, Infrastructure and Resilience</p>	

Citywide Infrastructure Capital Improvement Fund (3027) continued

FY24 Project Descriptions and Recommended Budget

Transfer Repayment Debt Service (also in Fund 3029 and 3031) **817,393**

The city issued Non-Ad Valorem Revenue Note, Series 2020 in FY20 to advance the construction of several critical projects including the 40th Avenue NE Bridge over Placido Bayou, Shore Acres Recreation Center, Obama Main Library Renovation, and improvements to the city’s affordable housing complex, Jamestown. This project provides the transfer of Penny funds to repay the principal on the above referenced debt issuance.

Principles for Accountable and Responsive Government: Community Impact, Informed Decision Making
Pillars for Progress: Environment, Infrastructure and Resilience

Total Requirements **32,259,893**

Citywide Infrastructure Capital Improvement (3027)

Resources / Requirements	Appropriated To Date	FY 2024 Recomm'd	FY 2025 Estimate	FY 2026 Estimate	FY 2027 Estimate	FY 2028 Estimate	CIP Total
Beginning Fund Balance	48,371,010	-	-	-	-	-	48,371,010
Earnings on Investments	1,048,659	436,000	436,000	436,000	436,000	436,000	3,228,659
Local Option Sales Surtax	55,100,560	30,930,602	26,657,694	26,827,371	32,421,292	33,043,852	204,981,371
Total Resources	104,520,229	31,366,602	27,093,694	27,263,371	32,857,292	33,479,852	256,581,040
Bicycle Pedestrian Improvements							
Bicycle Pedestrian Facilities		100,000	100,000	100,000	100,000	100,000	500,000
Bridge Recon/Replacement							
157126 17th Street N over Booker Creek		1,000,000	-	-	-	-	1,000,000
157127 Burlington Avenue over Booker Creek		-	200,000	-	-	-	200,000
157179 2nd St N over Tinney Creek		300,000	-	-	-	-	300,000
157189 Overlook Dr NE over Smacks Bayou		350,000	1,200,000	-	7,000,000	8,000,000	16,550,000
157191 Snell Isle Blvd NE over Coffee Pot		300,000	-	-	2,000,000	1,000,000	3,300,000
157236 7th Street N Over Gateway		400,000	-	-	-	-	400,000
157367 58th St N over Bear Creek		300,000	-	-	-	-	300,000
157408 62nd Ave S at Maximo		1,187,500	-	-	-	-	1,187,500
Bridge Life Extension Program		1,000,000	750,000	1,150,000	1,000,000	1,000,000	4,900,000
City Facilities							
Fleet Facility Replacement - Building A		3,300,000	-	-	-	-	3,300,000
Housing							
Affordable Housing Land Acquisitions		1,750,000	-	-	-	-	1,750,000
Neighborhoods							
Neighborhood Enhancement		50,000	-	50,000	-	50,000	150,000
Neighborhood Partnership Grants		-	75,000	-	75,000	-	150,000
Sanitary Sewer Collection System							
SAN Annual Pipe CIPP Lining Program SAN		2,000,000	2,000,000	-	-	-	4,000,000
Annual Pipe Repair & Replacement		5,000,000	5,000,000	5,000,000	5,000,000	5,000,000	25,000,000
Street & Road Improvements							
62nd A/N, East of 1st Street Reconstruction		3,500,000	-	-	-	-	3,500,000
Alley and Roadway Reconstruction - Brick		200,000	200,000	200,000	200,000	200,000	1,000,000
Alley Reconstruction - Unpaved		200,000	200,000	200,000	200,000	200,000	1,000,000
Curb/Ramp Reconstruction		400,000	400,000	400,000	400,000	400,000	2,000,000
School Zone Upgrades		600,000	-	-	-	-	600,000
Sidewalk Reconstruction		1,300,000	1,300,000	1,300,000	1,300,000	1,300,000	6,500,000
Street and Road Improvements		5,400,000	5,500,000	5,500,000	5,500,000	5,500,000	27,400,000
Traffic Signal/BRT System Upgrades		400,000	-	-	-	-	400,000
Transportation & Parking Management							
Complete Streets		300,000	300,000	300,000	300,000	300,000	1,500,000
Foster Hill Drive and 38th Avenue North Mod		100,000	-	-	-	-	100,000
Neighborhood Transportation Management Prg.		150,000	200,000	200,000	200,000	200,000	950,000
Sidewalk Expansion Program		350,000	350,000	350,000	350,000	350,000	1,750,000
Sidewalks - Neighborhood & ADA Ramps		350,000	350,000	350,000	350,000	350,000	1,750,000
Wayfaring Signage		100,000	100,000	100,000	100,000	100,000	500,000
Undefined/Other							
Seawall Renovations & Replacement Transfer		1,055,000	2,000,000	2,000,000	2,000,000	2,000,000	9,055,000
Repayment Debt Service		817,393	830,524	845,296	860,068	873,199	4,226,480

Citywide Infrastructure Capital Improvement (3027)

Resources / Requirements	Appropriated To Date	FY 2024 Recomm'd	FY 2025 Estimate	FY 2026 Estimate	FY 2027 Estimate	FY 2028 Estimate	CIP Total
Inflation Contingency	-	-	330,625	610,000	1,580,625	2,105,000	4,626,250
Prior Year Funding	92,006,719	-	-	-	-	-	92,006,719
Total Requirements	92,006,719	32,259,893	21,386,149	18,655,296	28,515,693	29,028,199	221,851,949
Assignment for Affordable Housing Land Acquisition	-	-	1,750,000	1,750,000	1,750,000	1,750,000	7,000,000
Assignment for Bridge Replacement	-	1,000,000	2,100,000	3,100,000	1,000,000	1,000,000	8,200,000
Assignment for Debt Service (40th Ave Bridge)	817,393	13,131	14,772	14,772	13,131	16,413	889,612
Assignment Transfer to Public Safety Capital Improvement Fund	1,150,000	-	-	-	-	-	1,150,000
Assignment Transfer to Recreation & Culture Capital Improvement Fund for Enoch Davis	-	-	1,840,000	3,740,000	1,585,000	1,685,000	8,850,000
Assignment Transfer to Recreation & Culture Capital Improvement Fund Obama Library	8,638,000	-	-	-	-	-	8,638,000
Unappropriated Balance	1,908,117	1,695	4,468	7,771	1,239	1,479	1,479

Notes

1. Projects shown in the plan for years 2024-2028 may be moved on a year-to-year basis to balance this fund. Decisions to move projects will be based on the status of previously scheduled projects and project priorities.
2. The city issued Non-Ad Valorem Revenue Note, Series 2020 in FY20 to fund the 40th Avenue NE Bridge Over Placido Bayou. Repayment began in FY21 and ends in FY30.
3. There is no inflation contingency calculating on the Sanitary Sewer Collection System Projects or Transfer Repayment Debt Service Project.
4. A total of \$8,200,000 is programmed to be assigned for Bridge Replacement in FY24-28.
5. A total of \$7,000,000 is programmed to be assigned for Affordable Housing Land Acquisition in FY25-28.
6. A total of \$889,612 is programmed to be assigned for debt service repayment for the 40th Avenue NE Bridge Over Placido Bayou Project in FY24-28.
7. A total of \$1,150,000 is assigned in the Citywide Infrastructure Fund (3027) for the Land Acquisition for Fire Station 2. Council action will be requested in FY23 to transfer the funding from the Citywide Infrastructure Fund to the Public Safety Capital Improvement Fund (3025).
8. A total of \$9,715,000 is programmed to be assigned for either the Enoch Davis, Fleet Facility, or Public Safety Facilities projects in FY25-28.
9. A total of \$8,638,000 is assigned in the Citywide Infrastructure Fund (3027) for the Obama Main Library Project. Council action will be requested in FY23 to transfer the funding from the Citywide Infrastructure Capital Improvement Fund (3027) to the Recreation and Culture Capital Improvement Fund (3029).

Recreation and Culture Capital Improvement Fund (3029)

This fund was established in FY98 to account for recreation and culture improvements funded from the Local Option Sales Surtax.

FY24 Summary

Projected Resources	5,085,361
Projected Requirements	<u>7,208,127</u>
Projected Resources less Projected Requirements	(2,122,766)
 Projected Resources less Projected Requirements	 (2,122,766)
Beginning Fund Balance	<u>1,916,903</u>
Unassigned	(205,863)
 Unassigned	 (205,863)
Assigned for Debt Service Shore Acres/Obama Main Library	<u>209,941</u>
Projected Fund Balance at Year End	4,078

FY24 Project Descriptions and Recommended Budget

Athletic Facilities Improvements 200,000

This project provides funding for annual improvements to existing athletic facilities including outfield fencing and backstop replacement for baseball/softball/T-ball fields; sidelines, field fencing, and goal posts for soccer/football fields; irrigation system improvements; disc golf, fitness zones, electrical upgrades; concessions, parking, security, and walkway lighting improvements; and other athletic facility needs. These improvements exemplify our pledge to sustainability, resiliency, equity, and health in all policies.

Principles for Accountable and Responsive Government: In-Touch, Inclusive, Innovative, Intentional Equity,
Community Impact
Pillars for Progress: Environment, Infrastructure and Resilience

Coliseum – Concessions and Breakroom Renovation 225,000

This project provides funding for the complete renovation of the Coliseum's main concessions area to include new casework and countertops, flooring, new configuration for sales, updated appliances, sinks, ice bins, and improved lighting. This project also provides funding for the renovation of the adjacent employee breakroom and bathroom to include new flooring, ceiling, casework, paint, plumbing fixtures, and lighting.

Principles for Accountable and Responsive Government: Innovative, Impactful, Informed Decision Making
Pillars for Progress: Environment, Infrastructure and Resilience

Mahaffey Theater Improvements 400,000

This project provides funding to address the annual priorities for improvements established by the theater management company and city staff based on the theater and/or Duke Energy Center for the Arts (DECA) plaza's needs. The city has a contractual obligation with Big 3 Entertainment to commit \$400,000 annually for capital related expenses for the Mahaffey Theater.

Principles for Accountable and Responsive Government: Informed Decision Making
Pillars for Progress: Environment, Infrastructure and Resilience

Treasure Island Beach ADA Restroom Improvements 100,000

This project provides funding for necessary ADA improvements to the south restroom at the Treasure Island Beach concession stand. These improvements exemplify our pledge to sustainability, resiliency, equity, and health in all policies.

Principles for Accountable and Responsive Government: In-Touch, Inclusive, Innovative, Community Impact,
Intentional Equity
Pillars for Progress: Neighborhood Health & Safety

*Recreation and Culture Capital Improvement Fund (3029) continued***FY24 Project Descriptions and Recommended Budget**

General Library Improvements	100,000
<p>This project provides funding for system-wide improvements of library facilities and equipment. Improvements will include future-proofing the buildings, addressing ADA compliance issues, as well as replacing building equipment and components as necessary.</p> <p>Principles for Accountable and Responsive Government: Community Impact, Innovation, Informed Decision Making Pillars for Progress: Environment, Infrastructure and Resilience</p>	
Library Facility Enhancement	800,000
<p>This project provides funding for a Family Literacy Center in South St. Petersburg to provide not only a library collection and computers, but social service providers or referrals. The center will also provide spaces for community use.</p> <p>Principles for Accountable and Responsive Government: In-Touch, Innovative, Informed Decision Making, Impactful Pillars for Progress: Education & Youth Opportunities, Neighborhood Health & Safety</p>	
Mirror Lake Community Library HVAC Replacement	154,110
<p>This project provides funding for replacement of a HVAC system at Mirror Lake Community Library that has reached the end of its useful life.</p> <p>Principles for Accountable and Responsive Government: Impactful, Informed Decision Making Pillars for Progress: Environment, Infrastructure and Resilience</p>	
Mirror Lake Community Library Water Intrusion	300,000
<p>This project provides design/engineering phase funding to address numerous entry points for water intrusion into the Mirror Lake Community Library and includes a new roof and flashing elements, repairs and waterproofing all precast concrete elements such as coping and fascia, replacement of the historic windows, removal and replacement of all brick mortar and sealant joints, installation of new wall flashing and weep elements, and the application of a clear sealant system to all brick and concrete elements. Once the exterior envelope is partially exposed, the backup structural elements will be accessed and any damage or deterioration due to water infiltration repaired.</p> <p>Principles for Accountable and Responsive Government: Informed Decision Making Pillars for Progress: Environment, Infrastructure and Resilience</p>	
Park Facilities Improvements	350,000
<p>This project provides funding for an annual allocation for park improvements including maintenance/storage buildings, picnic shelters, irrigation systems, park signage, and other park facility needs. Additional improvements include enhancing shelters, fencing, park signage, irrigation systems, roadways, and/or any higher priority or emergency project that may arise. These needs are prioritized each year on a highest need basis. These improvements exemplify our pledge to sustainability, resiliency, equity, and health in all policies.</p> <p>Principles for Accountable and Responsive Government: In-Touch, Inclusive, Innovative, Intentional Equity, Community Impact Pillars for Progress: Environment, Infrastructure and Resilience</p>	
Parks Lighting Improvements	100,000
<p>This project provides funding for the installation of enhanced security lighting including converting existing lighting to energy conservation/renewable electric systems where feasible as technology progresses. These needs are prioritized each year and are performed on a highest need basis. These improvements exemplify our pledge to sustainability, resiliency, equity, and health in all policies.</p> <p>Principles for Accountable and Responsive Government: In-Touch, Inclusive, Innovative, Intentional Equity, Community Impact Pillars for Progress: Environment, Infrastructure and Resilience</p>	

*Recreation and Culture Capital Improvement Fund (3029) continued***FY24 Project Descriptions and Recommended Budget**

Play Equipment Replacement	600,000
<p>This project provides funding for new playground equipment and installation at specific recreation center/park sites on an annual basis according to an established schedule for replacing old and worn-out equipment. New safety surfacing will be installed beneath the new play units, which will also increase accessibility. Safety surfacing for all current sand and ground-up surface sites will be replaced. These improvements exemplify our pledge to sustainability, resiliency, equity, and health in all policies.</p> <p>Principles for Accountable and Responsive Government: In-Touch, Inclusive, Innovative, Intentional Equity, Community Impact Pillars for Progress: Environment, Infrastructure and Resilience</p>	
Preserve Improvements	100,000
<p>This project provides funding for an annual allocation for improvements within the city's designated nature preserve areas. Projects include maintenance/storage facilities, habitat improvements, perimeter fencing, signage, park amenity improvements, and other preserve needs. These improvements exemplify our pledge to sustainability, resiliency, equity, and health in all policies.</p> <p>Principles for Accountable and Responsive Government: In-Touch, Inclusive, Innovative, Intentional Equity, Community Impact Pillars for Progress: Environment, Infrastructure and Resilience</p>	
Swimming Pool Improvements	400,000
<p>This project provides funding for an annual allocation for improvements at the city's aquatic facilities. Improvement priorities will be decided on an as-needed basis to maintain safety and satisfy regulatory agency requirements. These improvements exemplify our pledge to sustainability, resiliency, equity, and health in all policies.</p> <p>Principles for Accountable and Responsive Government: In-Touch, Inclusive, Innovative, Intentional Equity, Community Impact Pillars for Progress: Environment, Infrastructure and Resilience</p>	
Enoch Davis Recreation Center Improvements (Also in Fund 3001)	1,250,000
<p>This project provides funding for design/engineering phase services for improvements to the Enoch Davis Recreation Center. The building is a 18,000 square foot multiservice center located adjacent to the James Weldon Johnson Library. The facility houses space for human service agencies, two meeting rooms, two multi-purpose halls, a computer lab, and other community amenities. The improvements made from this project exemplify our pledge towards Sustainability, Resiliency, Equity, and Health in All Policies.</p> <p>Principles for Accountable and Responsive Government: In-Touch, Inclusive, Innovative, Intentional Equity, Community Impact Pillars for Progress: Environment, Infrastructure and Resilience</p>	
Recreation Center Improvements	300,000
<p>This project provides funding for an annual allocation for improvements at the city's 16 recreation centers. Annual improvement priorities will be decided on an as-needed basis to maintain safety and satisfy regulatory agency requirements. These improvements exemplify our pledge to sustainability, resiliency, equity, and health in all policies.</p> <p>Principles for Accountable and Responsive Government: In-Touch, Inclusive, Innovation, Intentional Equity, Community Impact Pillars for Progress: Environment, Infrastructure and Resilience</p>	
Sunshine Center HVAC and Window Replacement	350,000
<p>This project provides design/engineering funding for the replacement of the existing HVAC system and duct work at the Sunshine Center that is at the end of its useful life, as well as funding for the replacement of the existing windows in the Banyan Room at the Sunshine Center. These improvements exemplify our pledge to sustainability, resiliency, equity, and health in all policies.</p> <p>Principles for Accountable and Responsive Government: In-Touch, Inclusive, Innovation, Intentional Equity, Community Impact Pillars for Progress: Environment, Infrastructure and Resilience</p>	

*Recreation and Culture Capital Improvement Fund (3029) continued***FY24 Project Descriptions and Recommended Budget****Transfer Repayment Debt Service (also in Fund 3027 and 3031) 1,479,017**

The city issued Non-Ad Valorem Revenue Note, Series 2020 in FY20 to advance the construction of several critical projects including the 40th Avenue NE Bridge over Placido Bayou, Shore Acres Recreation Center, Obama Main Library Renovation, and improvements to the city's affordable housing complex, Jamestown. This project provides the transfer of Penny funds to repay the principal on the above referenced debt issuance.

Principles for Accountable and Responsive Government: Community Impact, Informed Decision Making
Pillars for Progress: Environment, Infrastructure and Resilience

Total Requirements 7,208,127

Recreation and Culture Capital Improvement (3029)

Resources / Requirements	Appropriated To Date	FY 2024 Recomm'd	FY 2025 Estimate	FY 2026 Estimate	FY 2027 Estimate	FY 2028 Estimate	CIP Total
Beginning Fund Balance	13,465,382	-	-	-	-	-	13,465,382
Earnings on Investments	276,850	128,000	128,000	128,000	128,000	128,000	916,850
Local Option Sales Surtax	10,651,438	4,957,361	8,703,120	7,658,068	6,257,815	5,871,615	44,099,417
Total Resources	24,393,670	5,085,361	8,831,120	7,786,068	6,385,815	5,999,615	58,481,649
Athletic Facilities							
Athletic Facilities Improvements		200,000	200,000	200,000	200,000	200,000	1,000,000
City Facilities							
Coliseum - Concessions and Breakroom Renov.		225,000	-	-	-	-	225,000
Mahaffey Theater Improvements		400,000	400,000	400,000	400,000	400,000	2,000,000
Treasure Island Beach ADA Restroom Impr.		100,000	-	-	-	-	100,000
Libraries							
General Library Improvements		100,000	175,000	175,000	175,000	175,000	800,000
Library Facility Enhancement		800,000	-	-	-	-	800,000
Mirror Lake Community Library - HVAC Repl.		154,110	616,275	-	-	-	770,385
Mirror Lake Community Library Water Intrusion		300,000	1,000,000	2,200,000	-	-	3,500,000
Mirror Lake Library Entry Step Replacement		-	20,000	149,125	-	-	169,125
Parks & Open Space							
Park Facilities Improvements		350,000	350,000	350,000	350,000	350,000	1,750,000
Parks Lighting Improvements		100,000	100,000	100,000	100,000	100,000	500,000
Play Equipment Replacement		600,000	800,000	800,000	800,000	800,000	3,800,000
Preserve Improvements		100,000	100,000	100,000	100,000	100,000	500,000
Roser Park Sidewalk Improvements		-	-	-	400,000	-	400,000
Pool Improvements							
Swimming Pool Improvements		400,000	400,000	400,000	400,000	400,000	2,000,000
Recreation/Community Centers							
Enoch Davis Recreation Center Improvements		1,250,000	-	-	-	-	1,250,000
Recreation Center Improvements		300,000	300,000	300,000	300,000	300,000	1,500,000
Sunshine Center HVAC and Window Replace		350,000	1,650,000	-	-	-	2,000,000
Sunken Gardens							
Sunken Gardens Waterproofing & Painting		-	600,000	-	-	-	600,000
Undefined/Other							
Transfer Repayment Debt Service		1,479,017	1,502,776	1,529,505	1,556,234	1,579,994	7,647,526
Inflation Contingency	-	-	167,782	258,706	241,875	282,500	950,863
Prior Year Funding	18,095,550	-	-	-	-	-	18,095,550
Total Requirements	18,095,550	7,208,127	8,381,833	6,962,336	5,023,109	4,687,494	50,358,449
Assignment for Debt Service (SA & OML)	2,881,217	(209,941)	(206,971)	(206,971)	(209,940)	(204,001)	1,843,393
Assignment for Enoch Davis	-	-	2,490,000	4,740,000	3,185,000	3,185,000	13,600,000
Assignment Obama Main Library	1,500,000	-	-	-	-	-	1,500,000
Assignment Transfer from Citywide Infrastructure Fund for Enoch	-	-	(1,840,000)	(3,740,000)	(1,585,000)	(1,685,000)	(8,850,000)
Unappropriated Balance	1,916,903	4,078	10,336	41,039	13,685	29,807	29,807

Recreation and Culture Capital Improvement (3029)

Notes

1. Projects shown in the plan for years 2024-2028 may be moved on a year-to-year basis to balance this fund. Decisions to move projects will be based on the status of previously scheduled projects and project priorities.
2. The city issued Non-Ad Valorem Revenue Note, Series 2020 in FY20 to fund a portion of the Shore Acres Recreation Center and the Obama Main Library Renovation Projects. Repayment began in FY21 and ends in FY30.
3. There is no inflation contingency calculating on the Transfer Repayment Debt Service Project.
4. A total of \$1,843,393 is programmed to be assigned in FY24-28 for debt service repayment for the Shore Acres Recreation Center and the Obama Main Library Renovation Projects.
5. A total of \$13,600,000 is programmed to be assigned in FY24-28 for the Enoch Davis Recreation Center Improvement Project.
6. A total of \$1,500,000 is assigned in FY23 in the Recreation and Culture Capital Improvement Fund (3029) for the Obama Main Library Project, in addition to the \$8,638,000 assigned in the Citywide Infrastructure Fund (3027) in FY23. Total anticipated supplemental appropriation for the Obama Main Library Project in FY23 totals \$10,138,000.

Recreation and Culture Capital Improvement (3029)

Project	Cost Center	Object Code	CIP Total	Appropriated To Date	FY 2024 Budget	FY 2025 Budget	FY 2026 Budget	FY 2027 Budget	FY 2028 Budget
Department Requested - Unfunded									
Major Facility System Improvements			1,500,000	0	500,000	0	500,000	0	500,000
Mirror Lake Complex/Sunshine Center Improv.			500,000	0	100,000	100,000	100,000	100,000	100,000
Athletic Field Lighting Improvements			1,500,000	0	300,000	300,000	300,000	300,000	300,000
Parking Lot Improvements			1,250,000	0	250,000	250,000	250,000	250,000	250,000
Park Restroom Renovation/Improvements			750,000	0	250,000	0	250,000	0	250,000
Boardwalk, Dock, Pier Improvements			1,200,000	0	400,000	0	400,000	0	400,000
Sawgrass Concession Building			500,000	0	500,000	0	0	0	0
Athletic Complex Restrooms/Concession			1,200,000	0	400,000	0	400,000	0	400,000
North Shore Aquatics Complex Infrastructure Improv.			700,000	0	700,000	0	0	0	0
Playlot Improvements			390,000	0	130,000	0	130,000	0	130,000
Boyd Hill Campground Playground & Shelter			250,000	0	250,000	0	0	0	0
Little Bayou Park Improvements			325,000	0	325,000	0	0	0	0
Exercise Zone Replacement			1,000,000	0	200,000	200,000	200,000	200,000	200,000
Parks Shelter Improvements			600,000	0	200,000	0	200,000	0	200,000
Walter Fuller Field Goal Improvements			75,000	0	75,000	0	0	0	0
North Shore Aquatic Complex Facility Expan			10,000,000	0	5,950,000	4,050,000	0	0	0
Boyd Hill Fencing and Gates			120,000	0	120,000	0	0	0	0
Fossil Park Pool Filter Upgrade			175,000	0	175,000	0	0	0	0
Gladden Park Recreation Center Restroom Repl.			150,000	0	150,000	0	0	0	0
Willis Johns Recreation Center Roof Replacement			500,000	0	500,000	0	0	0	0
Leisure Services Building Hardening/Expansion			200,000	0	200,000	0	0	0	0
Willow Marsh Boardwalk Replacement			1,100,000	0	0	1,100,000	0	0	0
Williams Park Bandshell Improvements			1,500,000	0	1,500,000	0	0	0	0
North Shore Beach Shore Stabilization and Improv.			1,584,000	0	484,000	1,100,000	0	0	0
North Community Library Enhancement Plan			482,625	0	96,525	386,100	0	0	0
South Community Library Enhancement Plan			482,625	0	0	96,525	386,100	0	0
Mirror Lake Community Library Enhan. Plan Coliseum			222,750	0	0	0	44,550	178,200	0
Roof Improvements			750,000	0	0	750,000	0	0	0
Coliseum - Office Renovations			50,000	0	0	0	50,000	0	0
Coliseum - Parking Lot Expansion			3,200,000	0	0	0	0	3,200,000	0
Coliseum - HVAC Upgrade and Relocation			1,100,000	0	0	0	0	0	1,100,000
Mahaffey Theater Video Communications Infrs.			275,000	0	0	275,000	0	0	0
Mahaffey Theater Main Stage Production Lighting Sys			700,000	0	0	0	350,000	350,000	0
Sunken Gardens HVAC Improvement Construction			1,200,000	0	0	100,000	1,100,000	0	0
Sunken Gardens Turner House Rehab/Restore			400,000	0	0	0	0	400,000	0
Sunken Gardens Complex Parking Lot Improvements			300,000	0	0	0	0	0	300,000
Department Requested - Unfunded			36,232,000	0	13,755,525	8,707,625	4,660,650	4,978,200	4,130,000
3029 Recreation and Culture Capital Improvement			36,232,000	0	13,755,525	8,707,625	4,660,650	4,978,200	4,130,000
Report Total			36,232,000	0	13,755,525	8,707,625	4,660,650	4,978,200	4,130,000

City Facilities Capital Improvement Fund (3031)

This fund was established in FY98 to account for city facility improvements funded from the Local Option Sales Surtax.

FY24 Summary

Projected Resources	1,419,625
Projected Requirements	<u>2,044,590</u>
Projected Resources less Projected Requirements	(624,965)
Projected Resources less Projected Requirements	(624,965)
Beginning Fund Balance	<u>633,991</u>
Unassigned	9,026
Unassigned	9,026
Assigned for Debt Service Jamestown	<u>3,110</u>
Projected Fund Balance at Year End	5,916

FY24 Project Descriptions and Recommended Budget

Jamestown – Waterproofing, Glazing & Painting	259,000
This project provides funding for the waterproofing and painting of the Jamestown Apartment Complex. This will protect the interior and exterior from further deterioration and water intrusion.	
Principles for Accountable and Responsive Government: Informed Decision Making Pillars for Progress: Neighborhood Health and Safety, Environment, Infrastructure and Resilience	
Manhattan Casino Renovation & Construction	200,000
This project provides year one funding for the replacement of utilities and systems, as necessary, and improvements to the overall Manhattan Casino Building to include: addressing roof leaks, plumbing issues in the upstairs restrooms, HVAC failures, building facade cracks and spalls, window and door seal intrusions, elevator improvements, and sidewalk/parking lot surface deficiencies.	
Principles for Accountable and Responsive Government: Innovation, Intentional Equity Pillars for Progress: Equitable Development, Arts & Business Opportunities, Neighborhood Health and Safety	
City Facility HVAC Replacement/Upgrade	200,000
This project provides funding for the replacement or upgrade of city HVAC systems. These needs are prioritized each year and are performed on a highest need basis.	
Principles for Accountable and Responsive Government: Innovation, Intentional Equity, Informed Decision Making Pillars for Progress: Environment, Infrastructure and Resilience	
City Facility Roof/Waterproofing	200,000
This project provides funding to replace roofs and waterproofing of city buildings. These needs are prioritized each year and are performed on a highest need basis.	
Principles for Accountable and Responsive Government: Innovation, Intentional Equity, Informed Decision Making Pillars for Progress: Environment, Infrastructure and Resilience	
Pavement and Traffic Operations Administrative Building Roof Replacement	760,000
This project provides funding for the replacement of the current roof at the Pavement and Traffic Operations Administration Building that has reached the end of its useful life.	
Principles for Accountable and Responsive Government: Impactful, Informed Decision Making Pillars for Progress: Neighborhood Health and Safety, Environment, Infrastructure and Resilience	
Fire Facilities Major Improvements	150,000
The fire facilities major improvements program provides funding for the continuous improvement of fire stations and the headquarters building, prolonging their useful lives and providing livable facilities for the members of St. Petersburg Fire Rescue. Work to be performed includes, but is not limited to, improvements to roofing, parking lots, living areas, engine bays, flooring, plumbing, electrical, and HVAC systems.	
Principles for Accountable and Responsive Government: Impactful, Informed Decision Making Pillars for Progress: Neighborhood Health and Safety, Environment, Infrastructure and Resilience	

*City Facilities Capital Improvement Fund (3031) continued***FY24 Project Descriptions and Recommended Budget**

Fire Headquarters HVAC Replacement	82,000
This project provides funding for the replacement of the Fire Headquarter's HVAC System that is at the end of its useful life.	
Principles for Accountable and Responsive Government: Impactful, Informed Decision Making Pillars for Progress: Neighborhood Health and Safety, Environment, Infrastructure and Resilience	
Transfer Repayment Debt Service (also in Fund 3027 and 3029)	193,590
The city issued Non-Ad Valorem Revenue Note, Series 2020 in FY20 to advance the construction of several critical projects including the 40th Avenue NE Bridge over Placido Bayou, Shore Acres Recreation Center, Obama Main Library Renovation, and improvements to the city's affordable housing complex, Jamestown. This project provides the transfer of Penny funds to repay the principal on the above referenced debt issuance.	
Principles for Accountable and Responsive Government: Impactful, Informed Decision Making Pillars for Progress: Environment, Infrastructure and Resilience	
Total Requirements	2,044,590

City Facilities Capital Improvement (3031)

Resources / Requirements	Appropriated To Date	FY 2024 Recomm'd	FY 2025 Estimate	FY 2026 Estimate	FY 2027 Estimate	FY 2028 Estimate	CIP Total
Beginning Fund Balance	1,405,746	-	-	-	-	-	1,405,746
Earnings on Investments	30,012	13,000	13,000	13,000	13,000	13,000	95,012
Local Option Sales Surtax	1,557,109	1,406,625	2,284,483	2,227,692	1,430,461	1,464,161	10,370,531
Transfer from Citywide Infrastructure Fund	225,113	-	-	-	-	-	225,113
Transfer from Recreation and Culture Fund	320,000	-	-	-	-	-	320,000
Total Resources	3,537,980	1,419,625	2,297,483	2,240,692	1,443,461	1,477,161	12,416,402
City Facilities							
Infrastructure to be Determined		-	150,000	150,000	150,000	150,000	600,000
Jamestown - Waterproofing, Glazing & Painting		259,000	-	-	-	-	259,000
Manhattan Casino Renovation & Construction		200,000	100,000	-	-	-	300,000
City Facility HVAC Replacement/Upgrade							
City Facility HVAC Replacement/Upgrade		200,000	200,000	200,000	200,000	200,000	1,000,000
City Facility Roof Replacements							
City Facility Roof/Waterproofing		200,000	650,000	650,000	650,000	650,000	2,800,000
Jamestown Complex – Upgrade Roofing		-	-	790,000	-	-	790,000
PTO Administration Building Roof Replacement		760,000	-	-	-	-	760,000
Fire							
Fire Facilities Major Improvements		150,000	150,000	150,000	150,000	150,000	750,000
Fire Headquarters HVAC Replacement		82,000	-	-	-	-	82,000
Fire Station 3 HVAC Replacement		-	800,000	-	-	-	800,000
Undefined/Other							
Transfer Repayment Debt Service		193,590	196,700	200,199	203,698	206,807	1,000,994
Inflation Contingency		-	51,250	97,000	86,250	115,000	349,500
Prior Year Funding	2,710,399	-	-	-	-	-	2,710,399
Total Requirements	2,710,399	2,044,590	2,297,950	2,237,199	1,439,948	1,471,807	12,201,893
Assignment for Debt Service (Jamestown)	193,590	3,110	3,499	3,499	3,109	3,888	210,695
Unappropriated Balance	633,991	5,916	1,950	1,944	2,348	3,814	3,814

Notes

1. Projects shown in the plan for years 2024-2028 may be moved on a year-to-year basis to balance this fund. Decisions to move projects will be based on the status of previously scheduled projects and project priorities.
2. The city issued Non-Ad Valorem Revenue Note, Series 2020 in FY20 to fund the Jamestown Renovations Project. Repayment began in FY21 and ends in FY30.
3. There is no inflation contingency calculating on the Transfer Repayment Debt Service Project.
4. A total of \$210,695 is programmed to be assigned in FY24-28 for debt service repayment for the Jamestown Renovations Project.

City Facilities Capital Improvement (3031)

Project	CIP Total	Appropriated To Date	FY 2024 Budget	FY 2025 Budget	FY 2026 Budget	FY 2027 Budget	FY 2028 Budget
Department Requested - Unfunded							
Parks and Recreation Facility Waterproofing	200,000	0	200,000	0	0	0	0
Parks & Recreation Facility Roofing Improvements	250,000	0	250,000	0	0	0	0
Infrastructure to be Determined	150,000	0	150,000	0	0	0	0
Department Requested - Unfunded	600,000	0	600,000	0	0	0	0
3031 City Facilities Capital Improvement	600,000	0	600,000	0	0	0	0
Report Total	600,000	0	600,000	0	0	0	0

ENTERPRISE FUNDS

3073 Downtown Parking

3081 Tropicana Field

4003 Water Resources

4013 Stormwater Drainage

4024 Sanitation

4033 Airport

4043 Marina

4063 Golf Courses

4093 Port



Downtown Parking Capital Improvement Fund (3073)

This is a pay-as-you-go enterprise supported capital fund dedicated to improvements to downtown parking facilities. This fund was re-established in FY06 with project funding coming from the Parking Revenue Fund.

FY24 Summary

Projected Resources	30,000
Projected Requirements	<u>0,000</u>
Projected Resources less Projected Requirements	30,000
Beginning Fund Balance	<u>344,033</u>
Projected Fund Balance at Year End	374,033

Downtown Parking Capital Improvement (3073)

Resources / Requirements	Appropriated To Date	FY 2024 Recomm'd	FY 2025 Estimate	FY 2026 Estimate	FY 2027 Estimate	FY 2028 Estimate	CIP Total
Beginning Fund Balance	6,630,810	-	-	-	-	-	6,630,810
Earnings on Investments	111,861	30,000	30,000	30,000	30,000	30,000	261,861
Transfer Parking Revenue Fund	1,217,000	-	400,000	-	-	-	1,617,000
Total Resources	7,959,671	30,000	430,000	30,000	30,000	30,000	8,509,671
Transportation & Parking Management							
Al Lang Parking Lot Resurfacing		-	308,500	-	-	-	308,500
New Meter Technology		-	200,000	-	-	-	200,000
New Meters Downtown		-	200,000	-	-	-	200,000
Inflation Contingency	-	-	17,713	-	-	-	17,713
Prior Year Funding	7,615,638	-	-	-	-	-	7,615,638
Total Requirements	7,615,638	-	726,213	-	-	-	8,341,851
Unappropriated Balance	344,033	374,033	77,821	107,821	137,821	167,821	167,821

Tropicana Field Capital Projects Fund (3081)

This fund was established in FY08 with project funding provided by the Tropicana Field Use Agreement with the Tampa Bay Rays. Projects will be brought to City Council for appropriation as needed.

FY24 Summary

Projected Resources	512,000
Projected Requirements	<u>0</u>
Projected Resources less Projected Requirements	512,000
Beginning Fund Balance	<u>2,074,812</u>
Projected Fund Balance at Year End	2,586,812

Tropicana Field Capital Projects (3081)

Resources / Requirements	Appropriated To Date	FY 2024 Recomm'd	FY 2025 Estimate	FY 2026 Estimate	FY 2027 Estimate	FY 2028 Estimate	CIP Total
Beginning Fund Balance	1,831,919	-	-	-	-	-	1,831,919
Earnings on Investments	25,893	12,000	12,000	12,000	12,000	12,000	85,893
TBR Naming Rights	500,000	250,000	250,000	250,000	250,000	-	1,500,000
TBR Ticket Surcharge	500,000	250,000	250,000	250,000	250,000	-	1,500,000
Total Resources	2,857,812	512,000	512,000	512,000	512,000	12,000	4,917,812
Inflation Contingency	-	-	-	-	-	-	-
Prior Year Funding	783,000	-	-	-	-	-	783,000
Total Requirements	783,000	-	-	-	-	-	783,000
Unappropriated Balance	2,074,812	2,586,812	3,098,812	3,610,812	4,122,812	4,134,812	4,134,812

Notes

1. Projects will be brought to City Council for appropriation as needed.
2. TBR = Tampa Bay Rays

Water Resources Capital Projects Fund (4003)

This fund was established to support water, wastewater, and reclaimed system projects. The main sources of revenue for this fund are Public Utility Revenue Bonds, which are issued periodically, and annual Pay-as-You-Go transfers from the Water Resources Operating Fund. This five-year plan includes bond issues to respond to the recommendations identified in the Consent Order OGC File No. 16-1280 as negotiated by the city and the Florida Department of Environmental Protection during FY17. In addition to the projects funding in the Water Resources Capital Projects Fund there is \$7 million in the Penny for Pinellas Fund (3027) to provide supplementary resources to address priority projects such as sanitary sewer inflow and infiltration removal.

FY24 Summary

Projected Resources	81,575,000
Projected Requirements	<u>81,575,000</u>
Projected Resources less Projected Requirements	0
Beginning Fund Balance	<u>5,583</u>
Projected Fund Balance at Year End	5,583

FY24 Project Category (Parent Project)

Computerized Systems	100,000
Lift Station Improvements	8,300,000
Reclaimed Water System Improvements	775,000
Sanitary Sewer Collection System	9,050,000
Water Distribution System Improvements	17,900,000
Water Reclamation Facilities Improvements	
Northeast	16,950,000
Northwest	9,150,000
Southwest	<u>15,150,000</u>
Total Water Reclamation Facilities Improvements	41,250,000
Water Resources Building Improvements	2,000,000
Water Treatment/Supply	1,000,000
Transfer to Water Resources Debt Fund (4002)	<u>1,200,000</u>
Total Requirements	81,575,000

FY24 Project Descriptions and Recommended Budget

Computerized Systems: Hardware/Software Replacement/Enhancement	100,000
This project provides annual funding for hardware and software replacement and enhancements to the Water Resources Department's Work and Asset Management (WAM) system, Laboratory Information Management System (LIMS), Supervisory Control and Data Acquisition (SCADA) system, and other production computer systems. These systems ensure regulatory compliance and increase the effectiveness of operations.	
Principles for Accountable and Responsive Government: Innovation, Informed Decision Making	
Pillars for Progress: Environment, Infrastructure and Resilience	
Lift Station Demolition & Construction of EQ Tanks	1,200,000
This project provides funding for the design/engineering phase of demolition of the old Albert Whitted facility and building of equalization (EQ) storage tanks. This project is recommended in the Integrated Water Resources Master Plan, Scenario WT-7b, as shown in Table ES-0-9 Recommended Integrated Water Resources Management Plan (IWRMP) Scenarios.	
Principles for Accountable and Responsive Government: Community Impact	
Pillars for Progress: Environment, Infrastructure and Resilience	

*Water Resources Capital Projects Fund (4003) continued***FY24 Project Descriptions and Recommended Budget**

Lift Station Electrical Upgrades	300,000
This project provides funding for the continuous replacement of existing, antiquated electrical equipment and panels serving the 80+ lift stations in the City's wastewater collection system.	
Principles for Accountable and Responsive Government: Community Impact Pillars for Progress: Environment, Infrastructure and Resilience	
Lift Station Engineering Rehabilitation/Replacement	2,800,000
This project provides design/engineering phase funding for the rehabilitation of Lift Station #2 and Lift Station #26 which includes the rehabilitation and/or replacement of electrical equipment, pumps, pump bases, valves, and piping. Wet well and underground pipe lining/coating will also be assessed.	
Principles for Accountable and Responsive Government: Community Impact Pillars for Progress: Environment, Infrastructure and Resilience	
Lift Station Office and Shop	400,000
This project provides funding design/engineering phase funding for rehabilitation of the existing offices located at Lift Station #85 Albert Whitted to be used as the new headquarters for the Lift Station Division.	
Principles for Accountable and Responsive Government: Inclusivity, Community Impact Pillars for Progress: Environment, Infrastructure and Resilience	
Lift Station Pumps, Valves, Piping	350,000
This project provides funding for the replacement of pumps, pump bases, valves, and piping as needed on at least two lift stations.	
Principles for Accountable and Responsive Government: Community Impact Pillars for Progress: Environment, Infrastructure and Resilience	
Lift Station Rehabilitation/Replacement	3,000,000
This project provides funding for rehabilitation and improvements of Lift Stations as needed by criticality. The work will be completed in accordance with the Lift Station standards and may include the replacement of electrical equipment, pumps, pump bases, valves, and piping. Wet well and underground pipe lining/coating will also be assessed.	
Principles for Accountable and Responsive Government: Community Impact Pillars for Progress: Environment, Infrastructure and Resilience	
Lift Station SCADA Enhancements	250,000
This project provides funding to address any improvements or changes necessary to optimize the performance of the newly installed Supervisory Control and Data Acquisition (SCADA) system.	
Principles for Accountable and Responsive Government: Community Impact Pillars for Progress: Environment, Infrastructure and Resilience	
Reclaimed System: Bridge Replacement	400,000
This project provides funding for the relocation/replacement of existing reclaimed water lines to accommodate new bridge construction per the Engineering and Capital Improvements Department (ECID) Bridge Replacement Program.	
Principles for Accountable and Responsive Government: Informed Decision Making, Community Impact Pillars for Progress: Environment, Infrastructure and Resilience	
Reclaimed System: Condition Assessment	100,000
This project provides funding for a comprehensive condition assessment of the reclaimed water distribution system.	
Principles for Accountable and Responsive Government: Informed Decision Making, Community Impact Pillars for Progress: Environment, Infrastructure and Resilience	

*Water Resources Capital Projects Fund (4003) continued***FY24 Project Descriptions and Recommended Budget**

Reclaimed System: Main/Valve/Tap Replacement/Flushing Appurtenances This is a continuing program to provide funding for the replacement and/or upgrade of reclaimed water distribution lines 2" and larger within the city's service area, replacement and/or upgrade of reclaimed water main valves within the city's service area, and replacement of blow off and air release devices on the reclaimed water system. This project supports LA Consulting's management study recommendation #4.2.16 develop long-term budgets for both proactive and lifecycle replacement for water distribution and wastewater collection systems. Annually report the current lifecycle status versus desired to city leadership. This project was also recommended by the master plan. Principles for Accountable and Responsive Government: Informed Decision Making, Community Impact Pillars for Progress: Environment, Infrastructure and Resilience	150,000
Reclaimed System: New Reclaimed Service Taps and Backflows This is a continuing program to provide funding for reclaimed water service taps and backflow devices to new and/or existing utility customers. Principles for Accountable and Responsive Government: Intentional Equity, Community Impact Pillars for Progress: Environment, Infrastructure and Resilience	125,000
Sanitary Sewer Collection System: Annual Bridge Replacements This project provides funding for the relocation/replacement of sewer mains to accommodate new bridge construction per ECID Bridge Replacement Program. Principles for Accountable and Responsive Government: Intentional Equity, Community Impact Pillars for Progress: Environment, Infrastructure and Resilience	500,000
Sanitary Sewer Collection System: Annual Manhole Rehabilitation Program This project provides funding for the timely coating and rehabilitation of manholes throughout the wastewater collection system. This work is needed periodically to help preserve the structural stability and functionality of manholes. This rehabilitation reduces infiltration around the manhole ring and cover and eliminates leaks in the walls and the bench or pipe connections to the structure. Elimination of leaks is part of the inflow and infiltration reduction program. This project is consistent with the consent order issued by the Florida Department of Environmental Protection (FDEP) and helps the division meet the management review goals linked to asset management principles: LA Consulting's recommendation #4.2.16 develop long-term budgets for both proactive and lifecycle replacement for water distribution and wastewater collection systems. Annually report the current lifecycle status versus desired to city leadership. Principles for Accountable and Responsive Government: Informed Decision Making, Community Impact Pillars for Progress: Environment, Infrastructure and Resilience	800,000
Sanitary Sewer Collection System: Aqueous Crossing Rehabilitation This project provides funding for the timely rehabilitation of sanitary sewer pipes in locations where they cross surface waters. This project protects the pipes through painting and other measures to maintain structural integrity. This project is consistent with the consent order issued by the Florida Department of Environmental Protection (FDEP). Principles for Accountable and Responsive Government: Intentional Equity, Community Impact Pillars for Progress: Environment, Infrastructure and Resilience	50,000
Sanitary Sewer Collection System: Condition Assessment Force Mains This project provides funding for a comprehensive condition assessment of the force mains in the wastewater collection system and supports the American Public Works Association (APWA) accreditation requirements. Principles for Accountable and Responsive Government: Intentional Equity, Community Impact Pillars for Progress: Environment, Infrastructure and Resilience	300,000
Sanitary Sewer Collection System: Condition Assessment Gravity Mains This project provides funding for a comprehensive condition assessment of the gravity mains in the wastewater collection system and supports the APWA accreditation requirements. Principles for Accountable and Responsive Government: Intentional Equity, Community Impact Pillars for Progress: Environment, Infrastructure and Resilience	250,000

*Water Resources Capital Projects Fund (4003) continued***FY24 Project Descriptions and Recommended Budget****Sanitary Sewer Collection System: Gravity Extensions****50,000**

This project provides funding for the Wastewater Collection Division to extend the collection system to properties that do not have a city tap at the property line.

Principles for Accountable and Responsive Government: Intentional Equity, Community Impact

Pillars for Progress: Environment, Infrastructure and Resilience

Sanitary Sewer Collection System: Inflow and Infiltration Diagnosis Repairs**700,000**

This project provides funding for repairs identified through the inflow and infiltration (I&I) reduction processes. These repairs will be completed by the Wastewater Maintenance staff rather than a contractor. This project is consistent with the consent order issued by the FDEP and helps the division meet the management review goals linked to asset management principles: LA Consulting's recommendation #4.2.16 develop long-term budgets for both proactive and lifecycle replacement for water distribution and wastewater collection systems. Annually report the current lifecycle status versus desired to city leadership.

Principles for Accountable and Responsive Government: Informed Decision Making, Community Impact

Pillars for Progress: Environment, Infrastructure and Resilience

Sanitary Sewer Collection System: Manhole Ring and Cover Replacement**450,000**

This project provides funding for the replacement of manhole rings and covers throughout the wastewater collection system. This work is needed periodically to help preserve the structural stability and functionality of manhole covers and supporting rings to keep them safe for motorizing traffic. This rehabilitation also reduces infiltration around the manhole ring and cover and is consistent with the inflow and infiltration reduction program as prescribed in the management consultant recommendations. This project is consistent with the consent order issued by FDEP and helps the division meet the management review goals linked to asset management principles: LA Consulting's recommendation #4.2.16 Develop long-term budgets for both proactive and lifecycle replacement for water distribution and wastewater collection systems. Annually report the current lifecycle status versus desired to city leadership.

Principles for Accountable and Responsive Government: Informed Decision Making, Community Impact

Pillars for Progress: Environment, Infrastructure and Resilience

Sanitary Sewer Collection System: New Service Connections**100,000**

This project provides funding for the installation of new sewer service taps throughout the city and ensuring that old services are properly replaced as properties are re-developed, thereby preventing I&I.

Principles for Accountable and Responsive Government: Intentional Equity, Community Impact

Pillars for Progress: Environment, Infrastructure and Resilience

Sanitary Sewer Collection System: Priority Area CIPP**4,000,000**

This project provides funding for various cured-in-place-pipe (CIPP) lining projects designed to eliminate I&I of rainwater into the sanitary sewer system. These projects will include but are not limited to pipe lining projects including both laterals and gravity main pipes, and manhole work. This project is consistent with the consent order issued by FDEP and helps the division meet the management review goals linked to asset management principles: LA Consulting's recommendation #4.2.16 Develop long-term budgets for both proactive and lifecycle replacement for water distribution and wastewater collection systems. Annually report the current lifecycle status versus desired to city leadership.

Principles for Accountable and Responsive Government: Informed Decision Making, Community Impact

Pillars for Progress: Environment, Infrastructure and Resilience

Sanitary Sewer Collection System: Priority Repair/Replacement**1,850,000**

This project provides funding for various projects designed to eliminate I&I of rainwater into the sanitary sewer system. These projects will include but are not limited to main line and city lateral replacement, manhole work, and replacement of lines perceived to be prone to I&I during rainfall events. This project is consistent with the consent order issued by FDEP and helps the division meet the management review goals linked to asset management principles: LA Consulting's recommendation #4.2.16 Develop long-term budgets for both proactive and lifecycle replacement for water distribution and wastewater collection systems. Annually report the current lifecycle status versus desired to city leadership.

Principles for Accountable and Responsive Government: Informed Decision Making, Community Impact

Pillars for Progress: Environment, Infrastructure and Resilience

*Water Resources Capital Projects Fund (4003) continued***FY24 Project Descriptions and Recommended Budget**

Transfer to Water Resources Debt Fund	1,200,000
This project provides for the transfer of the Water Closet Fee Revenue to the Water Resources Debt Fund (4002).	
Principles for Accountable and Responsive Government: Intentional Equity, Community Impact Pillars for Progress: Environment, Infrastructure and Resilience	
Water Distribution Improvements: Annual Bridge Replacements	500,000
This project provides funding for relocation and/or removal of existing water mains to accommodate new bridge construction per the ECID Bridge Replacement Program.	
Principles for Accountable and Responsive Government: Informed Decision Making, Community Impact Pillars for Progress: Environment, Infrastructure and Resilience	
Water Distribution Improvements: Potable Backflow Prevention/Meter Replacement	2,100,000
This project provides funding to install backflow prevention to new and/or existing water services within the city's service area and replacement of potable water meters that have exceeded their useful life or are in poor operating condition. The department anticipates the replacement of 10,000 (2" and smaller meters), 12 (3" and larger meters), and backflow devices.	
Principles for Accountable and Responsive Government: Intentional Equity, Community Impact Pillars for Progress: Environment, Infrastructure and Resilience	
Water Distribution Improvements: Beach Drive Main Replacement	3,200,000
This project provides funding for the replacement of potable water main along Beach Drive in the Old Northeast area. This pipe will be focused in water quality challenge areas to reduce flushing activities in order to maintain water quality. This project supports LA Consulting Management Study Recommendation #4.2.16 Develop long-term budgets for both proactive and lifecycle replacement for water distribution and wastewater collection systems. Annually report the current lifecycle state versus desired to City Leadership. This project was also recommended by the master plan.	
Principles for Accountable and Responsive Government: Informed Decision Making, Community Impact Pillars for Progress: Environment, Infrastructure and Resilience	
Water Distribution Improvements: Central Avenue Main Replacement	100,000
This project provides design/engineering phase funding to replace an eight inch water main and eliminate a two inch galvanized redundant main. This project was recommended by the master plan.	
Principles for Accountable and Responsive Government: Informed Decision Making, Community Impact Pillars for Progress: Environment, Infrastructure and Resilience	
Water Distribution Improvements: Condition Assessment	300,000
This project provides funding for a comprehensive condition assessment of the potable water distribution system. This project supports APWA Accreditation requirements. This project was also recommended by the master plan.	
Principles for Accountable and Responsive Government: Intentional Equity, Community Impact Pillars for Progress: Environment, Infrastructure and Resilience	
Water Distribution Improvements: Downtown Main Replacement	2,500,000
This project provides funding for the relocation of potable water distribution mains and appurtenances to facilitate the needs of other utility enhancements or conflicts. This project supports LA Consulting Management Study Recommendation #4.2.16 Develop long-term budgets for both proactive and lifecycle replacement for water distribution and wastewater collection systems. Annually report the current lifecycle status versus desired to City Leadership. This project was also recommended by the master plan.	
Principles for Accountable and Responsive Government: Informed Decision Making, Community Impact Pillars for Progress: Environment, Infrastructure and Resilience	
Water Distribution Improvements: Main Relocation	100,000
This is a continuing program to provide funding for the relocation of potable water distribution mains and appurtenances to facility the needs of other utility enhancements or conflicts. This project was recommended by the master plan.	
Principles for Accountable and Responsive Government: Intentional Equity, Community Impact Pillars for Progress: Environment, Infrastructure and Resilience	

*Water Resources Capital Projects Fund (4003) continued***FY24 Project Descriptions and Recommended Budget****Water Distribution Improvements: Potable Main/Valve Replacement/Aqueous Crossings** **3,000,000**

This is a continuing program to provide funding for the replacement and/or upgrade of water distribution lines 2" and larger within the city's service area. This project supports LA Consulting's management study recommendation #4.2.16 develop long-term budgets for both proactive and lifecycle replacement for water distribution and wastewater collection systems. Annually report the current lifecycle status versus desired to City Leadership. This project was also recommended by the master plan.

Principles for Accountable and Responsive Government: Informed Decision Making, Community Impact

Pillars for Progress: Environment, Infrastructure and Resilience

Water Distribution Improvements: Potable New Water Main Extensions **50,000**

This is a continuing program to provide funding for water main extensions to new water customers. This project was recommended by the master plan.

Principles for Accountable and Responsive Government: Intentional Equity, Community Impact

Pillars for Progress: Environment, Infrastructure and Resilience

Water Distribution Improvements: Old NE Main Replacement **2,000,000**

This project provides funding for the replacement of potable water mains in the Old Northeast area. The pipe project will be focused in water quality challenge areas to reduce flushing activities to maintain water quality. The linear feet of pipe replaced will depend on pipe size and construction conditions. This project supports LA Consulting's management study recommendation #4.2.16 develop long-term budgets for both proactive and lifecycle replacement for water distribution and wastewater collection systems. Annually report the current lifecycle status versus desired to City Leadership. This project was also recommended by the master plan.

Principles for Accountable and Responsive Government: Informed Decision Making, Community Impact

Pillars for Progress: Environment, Infrastructure and Resilience

Water Distribution Improvements: PC/FDOT Valve Cover & Hydrant Relocation **50,000**

This project provides funding for the relocation of valves, valve covers and fire hydrants for city owned water mains located within the limits of Pinellas County and the Florida Department of Transportation road improvement projects.

Principles for Accountable and Responsive Government: Informed Decision Making, Community Impact

Pillars for Progress: Environment, Infrastructure and Resilience

Water Distribution Improvements: Potable Water Service Taps, Meters & Backflows **1,000,000**

This is a continuing program to provide funding for water service taps and meters to new/existing customers. This project was recommended by the master plan.

Principles for Accountable and Responsive Government: Intentional Equity, Community Impact

Pillars for Progress: Environment, Infrastructure and Resilience

Water Distribution Improvements: Shore Acres Water Main Replacement **1,500,000**

This project provides funding for the Shore Acres water main replacement. Construction of large diameter mains (approximately 4" and larger) are anticipated to be performed by contract services and will include preliminary design, up to 30%, prioritization of areas based on risk, grouping for constructability efficiency, and roadway work planned. Replacement of smaller diameter mains (approximately 3" and smaller) are anticipated to be performed by Water Resources construction crews, where feasible, and will include design by Water Resources utility design staff, permitting, and inspection management. Work will be grouped so that, when practical, all mains in a work area, regardless of diameter, will be inclusive of the scope for that design. This project supports LA Consulting's management study recommendation #4.2.16 develop long-term budgets for both proactive and lifecycle replacement for water distribution and wastewater collection systems. Annually report the current lifecycle status versus desired to City Leadership. This project was also recommended by the master plan.

Principles for Accountable and Responsive Government: Informed Decision Making, Community Impact

Pillars for Progress: Environment, Infrastructure and Resilience

Water Distribution Improvements: Transmission Main Condition Assessment **1,000,000**

This project provides funding for a condition assessment of the 48" transmission main and to locate any piping issues and/or leaks. This project was recommended by the master plan.

Principles for Accountable and Responsive Government: Community Impact

Pillars for Progress: Environment, Infrastructure and Resilience

*Water Resources Capital Projects Fund (4003) continued***FY24 Project Descriptions and Recommended Budget****Water Distribution Improvements: Upgrade 36" Transmission Main 500,000**

This project provides design/engineering phase funding for the replacement of the almost 100 year old 36" transmission main. The existing main has reached the end of its service life and needs to be replaced with a larger 48" pipe, project includes evaluation of the location of the existing main and possible alternate locations for the new main.

Principles for Accountable and Responsive Government: Community Impact

Pillars for Progress: Environment, Infrastructure and Resilience

NE WRF Actuator and Valve Replacement 200,000

This project provides funding for the replacement of different actuators and valves annually at the Northeast Water Reclamation Facility (NE WRF) treatment plant site. This project was recommended by the master plan.

Principles for Accountable and Responsive Government: Community Impact

Pillars for Progress: Environment, Infrastructure and Resilience

NE WRF Clarifiers 3 & 4 Pumping Station Rehab 200,000

This project provides design/engineering phase funding for the replacement of NE WRF clarifiers three and four pump station components. These components consist of return activated sludge (RAS) motors, variable frequency drives, RAS pumps, waste motors, waste pumps, electrical wiring, disconnects, valves ranging from 4" to 24", flow meters, controls, and concrete bases. This project was recommended by the master plan.

Principles for Accountable and Responsive Government: Community Impact

Pillars for Progress: Environment, Infrastructure and Resilience

NE WRF Electrical Distribution Improvements 15,000,000

This project provides year one funding for the replacement of existing power distribution and electrical equipment at the NE WRF. This project is recommended by the master plan and will be funded over three years.

Principles for Accountable and Responsive Government: Community Impact

Pillars for Progress: Environment, Infrastructure and Resilience

NE WRF Filter Addition 750,000

This project provides design/engineering phase funding for new filters. This is one of many upgrades needed to achieve FDEP requirements for advance wastewater treatment. This project was recommended by the master plan.

Principles for Accountable and Responsive Government: Community Impact

Pillars for Progress: Environment, Infrastructure and Resilience

NE WRF Pipe Repairs/Lined/Replacement 500,000

This project provides funding for the replacement, repair and/or lining of all existing piping associated with wastewater treatment at the NE WRF. The master plan recommends this project due to the age of existing piping systems.

Principles for Accountable and Responsive Government: Community Impact

Pillars for Progress: Environment, Infrastructure and Resilience

NE WRF Process Control Instruments 300,000

This project provides funding for instruments such as wet well level sensors, flow meters, pressure switches, solids analyzers, dissolved oxygen, oxidation reduction potential probes, and chlorine probes. This project was recommended by the master plan.

Principles for Accountable and Responsive Government: Community Impact

Pillars for Progress: Environment, Infrastructure and Resilience

NW WRF Actuator and Valve Replacement 200,000

This project provides funding for the replacement of actuators and valves at the Northwest Water Reclamation Facility (NW WRF). This project is recommended by the master plan based on the results of the Northwest Water Reclamation Facility Renewal and Replacement model (Final FP Table 8-26).

Principles for Accountable and Responsive Government: Informed Decision Making, Community Impact

Pillars for Progress: Environment, Infrastructure and Resilience

*Water Resources Capital Projects Fund (4003) continued***FY24 Project Descriptions and Recommended Budget**

NW WRF CCC Gate Replacement & Recoat	800,000
This project provides funding for the replacement of all four chlorine contact chamber (CCC) isolation gates at the NW WRF. This project is recommended by the master plan based on the results of the Northwest Water Reclamation Facility Renewal and Replacement model (Final FP Table 8-26).	
Principles for Accountable and Responsive Government: Community Impact Pillars for Progress: Environment, Infrastructure and Resilience	
NW WRF Facility Plan	950,000
This project provides funding to assess and complete preliminary planning to implement changes to the NW WRF treatment processes as recommended in the Integrated Water Resources Master Plan (Table ES-0-9 Recommended IWRMP Scenarios).	
Principles for Accountable and Responsive Government: Informed Decision Making, Community Impact Pillars for Progress: Environment, Infrastructure and Resilience	
NW WRF Filter Rehabilitation 4-6	600,000
This project provides funding for the upgrade of the remaining four to six existing sand filters at the NW WRF. This project is recommended by the master plan based on the results of the Northwest Water Reclamation Facility Renewal and Replacement model (Final FP Table 8-26).	
Principles for Accountable and Responsive Government: Informed Decision Making, Community Impact Pillars for Progress: Environment, Infrastructure and Resilience	
NW WRF Influent Pump Station Replacement	4,500,000
This project provides funding for the rehabilitation of both the old and new influent pumping station at the NW WRF. This project is recommended by the master plan based on the results of the Northwest Water Reclamation Facility Renewal and Replacement model (Final FP Table 8-26).	
Principles for Accountable and Responsive Government: Informed Decision Making, Community Impact Pillars for Progress: Environment, Infrastructure and Resilience	
NW WRF North Aerator Repair & Upgrade	1,600,000
This project provides funding to upgrade the north aeration basin's existing floating mixers to diffused air at the NW WRF. This project is recommended by the master plan based on the results of the Northwest Water Reclamation Facility Renewal and Replacement model (Final FP Table 8-26).	
Principles for Accountable and Responsive Government: Informed Decision Making, Community Impact Pillars for Progress: Environment, Infrastructure and Resilience	
NW WRF Filter Pipe Repairs/Lining/Replacement	500,000
This project provides funding for the evaluation, repair, and/or replacement of underground piping at the NW WRF. This project is recommended by the master plan.	
Principles for Accountable and Responsive Government: Informed Decision Making, Community Impact Pillars for Progress: Environment, Infrastructure and Resilience	
SW WRF Facility Plan	950,000
This project provides funding to assess and complete preliminary planning to implement changes to the Southwest Water Reclamation Facility (SW WRF) treatment processes as recommended in the Integrated Water Resources Master Plan, Table ES-0-9 Recommended IWRMP Scenarios.	
Principles for Accountable and Responsive Government: Informed Decision Making, Community Impact Pillars for Progress: Environment, Infrastructure and Resilience	
SW WRF Headworks Rehabilitation	5,900,000
This project provides funding for the replacement of the three existing bar screens in the headworks that have exceeded their useful life, make concrete repairs, coat the headworks channels and replace old and corroded ancillary equipment at the SW WRF. This project was recommended by the master plan to address capacity deficiency at headworks (Final FP Table 9-26).	
Principles for Accountable and Responsive Government: Informed Decision Making, Community Impact Pillars for Progress: Environment, Infrastructure and Resilience	

*Water Resources Capital Projects Fund (4003) continued***FY24 Project Descriptions and Recommended Budget**

SW WRF Replace/Rebuild Distribution Pumps	300,000
The project provides funding for the replacement of old distribution pumps at the SW WRF. This project was recommended by the master plan based on the results of the SW WRF Renewal and Replacement Model (Final FP Table 9-29).	
Principles for Accountable and Responsive Government: Informed Decision Making, Community Impact Pillars for Progress: Environment, Infrastructure and Resilience	
SW WRF Thickening Expansion	8,000,000
The project provides the second year of funding for the installation of new thickening capacity facilities at the SW WRF, as recommended in both the Integrated Water Resources Facilities Plan (Table 6-7 Improvements in the Baseline Scenario) and the master plan to meet 2040 projections.	
Principles for Accountable and Responsive Government: Informed Decision Making, Community Impact Pillars for Progress: Environment, Infrastructure and Resilience	
WR Building Improvements: Replace York Chiller	750,000
This project provides funding to replace the existing chiller, increase capacity, and provide additional redundancy at peak conditions.	
Principles for Accountable and Responsive Government: Community Impact Pillars for Progress: Environment, Infrastructure and Resilience	
WR Building Improvements: Main Campus Reconfiguration	1,250,000
This project provides design/engineering funding for the next phase of the integrated campus master plan. The goal is to provide centralized hurricane rated facilities for emergency critical operations as well as parking for the complex. This project includes construction of a new parking structure for the WR Main Campus on the area currently occupied by the lab building, a photovoltaic electrical generation system, and additional charging stations for our growing fleet of electric vehicles.	
Principles for Accountable and Responsive Government: Community Impact Pillars for Progress: Environment, Infrastructure and Resilience	
Cosme Water Treatment Plant – Aeration Basin Coating	900,000
This project provides funding for the inspection and recoating of the interior and exterior of the two existing raw water aerators at the Cosme Water Treatment Plant. The work also includes repairs to any concrete damage and replacement of the aerator insect screens.	
Principles for Accountable and Responsive Government: Community Impact Pillars for Progress: Environment, Infrastructure and Resilience	
Oberly Pumping Station – Replace Existing Tanks with Concrete	50,000
This project provides design phase funding for the removal of the two 5 MG various aged steel ground storage tanks and replacement with two concrete ground storage tanks at the Oberly Pumping Station.	
Principles for Accountable and Responsive Government: Community Impact Pillars for Progress: Environment, Infrastructure and Resilience	
Washington Terrace Pumping Station – Replace Existing Tanks with Concrete	50,000
This project provides design phase funding for the removal of the three 3.25 MG various aged steel ground storage tanks and replacement with two 5 MG concrete ground storage tanks at the Washington Terrace Pumping Station.	
Principles for Accountable and Responsive Government: Community Impact Pillars for Progress: Environment, Infrastructure and Resilience	
Total Requirements	81,575,000

Water Resources Capital Projects (4003)

Resources / Requirements		Appropriated To Date	FY 2024 Recomm'd	FY 2025 Estimate	FY 2026 Estimate	FY 2027 Estimate	FY 2028 Estimate	CIP Total
Beginning Fund Balance		282,761,588	-	-	-	-	-	282,761,588
Bond Proceeds		29,928,000	-	-	-	-	-	29,928,000
Connection Fees/Meter Sales Reclaimed		203,630	125,000	125,000	125,000	125,000	125,000	828,630
Connection Fees/Meter Sales Sewer		1,148,225	100,000	50,000	-	50,000	-	1,348,225
Connection Fees/Meter Sales Water		2,503,235	1,050,000	1,050,000	1,050,000	1,050,000	1,050,000	7,753,235
Earnings on Investments		2,120,475	378,000	291,000	217,000	186,000	223,000	3,415,475
Future Borrowings		-	44,287,000	64,613,000	65,990,000	67,237,000	70,021,000	312,148,000
Miscellaneous/Other		20,762	-	-	-	-	-	20,762
Reclaimed Water Assessments		37,303	18,000	18,000	18,000	18,000	18,000	127,303
Transfer WR Operating Fund		31,993,000	34,417,000	54,880,000	58,380,000	59,609,000	62,406,000	301,685,000
Water Closet Fees (Impact Fees)		1,279,926	1,200,000	1,200,000	1,200,000	1,200,000	1,200,000	7,279,926
Total Resources		351,996,144	81,575,000	122,227,000	126,980,000	129,475,000	135,043,000	947,296,144
Computerized Systems								
ASM Computer HW/SW Replace/Enhance			100,000	100,000	100,000	100,000	100,000	500,000
LA	ASM SCADA Hardware Upgrades		-	250,000	-	-	-	250,000
LA	ASM WRD Facilities Connection Upgrade		-	-	-	-	5,200,000	5,200,000
Lift Station Improvements								
MP	LST Demolition & Construction of EQ Tanks		1,200,000	10,000,000	7,600,000	8,100,000	-	26,900,000
MP	LST Electrical Upgrades		300,000	300,000	300,000	300,000	300,000	1,500,000
MP	LST Engineering Rehab/Replace		2,800,000	4,600,000	4,850,000	-	-	12,250,000
	LST Office and Shop		400,000	1,700,000	-	-	-	2,100,000
MP	LST Pump, Valves, Piping		350,000	350,000	350,000	350,000	350,000	1,750,000
MP	LST Rehab/Replace		3,000,000	5,500,000	5,500,000	5,500,000	6,000,000	25,500,000
MP	LST Replace Stationary Generators		-	-	400,000	-	-	400,000
MP	LST SCADA Enhancements		250,000	250,000	250,000	250,000	250,000	1,250,000
Reclaimed Water System Improvements								
MP	REC Bridge Replacement		400,000	-	400,000	400,000	400,000	1,600,000
	REC Condition Assessment		100,000	-	-	-	-	100,000
MP	REC Large Main Replacement		-	1,300,000	1,350,000	1,400,000	1,450,000	5,500,000
LA, MP	REC Main and Saddle Replacement		-	1,000,000	1,200,000	1,300,000	1,400,000	4,900,000
LA, MP	REC Main/Valve/Tap/Flushing App.		150,000	150,000	150,000	150,000	150,000	750,000
LA, MP	REC NW PCCP Replace 2 A/N-5 A/S @ 64th S		-	-	-	1,000,000	5,100,000	6,100,000
LA, MP	REC NW PCCP Replace NWWRF 2 A/N		-	8,250,000	8,250,000	-	-	16,500,000
MP	REC Service Taps & Backflows		125,000	125,000	125,000	125,000	125,000	625,000
	REC Shore Acres RWS Replace		-	-	-	600,000	-	600,000

Water Resources Capital Projects (4003)

Resources / Requirements		Appropriated To Date	FY 2024 Recomm'd	FY 2025 Estimate	FY 2026 Estimate	FY 2027 Estimate	FY 2028 Estimate	CIP Total
Sanitary Sewer Collection System								
	SAN Annual Bridge Replacements		500,000	500,000	500,000	500,000	500,000	2,500,000
LA, CO, I&I	SAN Annual Manhole Rehab Program		800,000	800,000	800,000	800,000	800,000	4,000,000
CO	SAN Aqueous Crossing Rehabilitation		50,000	50,000	50,000	50,000	50,000	250,000
CO	SAN Condition Assessment Force Mains		300,000	300,000	-	-	-	600,000
CO	SAN Condition Assessment Gravity Mains		250,000	-	-	-	-	250,000
	SAN Gravity Extensions		50,000	50,000	50,000	50,000	50,000	250,000
LA, CO, I&I	SAN I&I Diagnosis Repairs		700,000	700,000	450,000	450,000	450,000	2,750,000
CO	SAN Large Diameter Pigging		-	250,000	250,000	-	-	500,000
	SAN LST 85 FM Upgrade		-	-	-	500,000	-	500,000
LA, CO, I&I	SAN Manhole Ring and Cover Replacement		450,000	450,000	250,000	250,000	100,000	1,500,000
MP, I&I	SAN NE-2 NW-2 Capacity Improvements		-	1,500,000	1,500,000	1,500,000	1,500,000	6,000,000
	SAN New Service Connections		100,000	50,000	-	50,000	-	200,000
LA, CO, I&I	SAN Priority Area CIPP		4,000,000	2,000,000	6,000,000	6,000,000	7,000,000	25,000,000
LA, CO, I&I	SAN Priority Repair/Replace		1,850,000	-	-	2,000,000	-	3,850,000
LA, CO	SAN Private Laterals		-	500,000	500,000	500,000	500,000	2,000,000
	SAN San Martin Bridge Replacement		-	3,000,000	-	-	-	3,000,000
Undefined/Other								
	Transfer to Water Resources Debt Fund		1,200,000	1,200,000	1,200,000	1,200,000	1,200,000	6,000,000
Water Distribution System Improvements								
	DIS 36" TM Replace Forest Lake		-	400,000	-	5,000,000	-	5,400,000
MP	DIS AMI Program		-	-	1,000,000	5,000,000	5,000,000	11,000,000
MP	DIS Annual Bridge Replacements		500,000	500,000	500,000	500,000	500,000	2,500,000
MP	DIS Backflow Prevention/Meter Replacement		2,100,000	2,150,000	2,200,000	2,250,000	2,300,000	11,000,000
LA, MP	DIS Beach Drive Main Replacement		3,200,000	-	-	-	-	3,200,000
MP	DIS Central Ave Main Replacement		100,000	-	500,000	-	-	600,000
MP	DIS Condition Assessment		300,000	-	-	-	-	300,000
LA, MP	DIS Downtown Main Replacement		2,500,000	2,500,000	3,000,000	3,000,000	3,500,000	14,500,000
LA, MP	DIS Engineering Pipe Replacement		-	-	750,000	4,000,000	4,000,000	8,750,000
MP	DIS High Corrosion Replacement		-	-	-	-	4,000,000	4,000,000
MP	DIS Main Relocation		100,000	100,000	100,000	100,000	100,000	500,000
LA, MP	DIS Main/Valve Replace/Aqueous Crossings		3,000,000	3,500,000	4,000,000	4,500,000	5,000,000	20,000,000
MP	DIS New Water Main Extensions		50,000	50,000	50,000	50,000	50,000	250,000
LA, MP	DIS Old NE Main Replacement		2,000,000	2,000,000	-	-	-	4,000,000
	DIS PC/FDOT Valve Cover & Hydrant Reloc.		50,000	-	50,000	-	50,000	150,000
	DIS San Martin Bridge Replacement		-	1,000,000	-	-	-	1,000,000
MP	DIS Service Taps, Meters & Backflows		1,000,000	1,000,000	1,000,000	1,000,000	1,000,000	5,000,000
LA, MP	DIS Shore Acres Water Main Replacement		1,500,000	-	-	-	-	1,500,000
MP	DIS Transmission Main Condition Assessment		1,000,000	-	-	-	-	1,000,000
	DIS Upgrade 36" Transmission Main		500,000	1,000,000	4,000,000	5,000,000	10,000,000	20,500,000
Water Reclamation Facilities Improvements								
MP	NE #3 Clarifier Rehabilitation		-	-	-	1,600,000	-	1,600,000
MP	NE Actuator and Valve Replacement		200,000	-	200,000	-	200,000	600,000
MP	NE CCC Recoating		-	-	400,000	-	-	400,000
MP	NE Clarifiers 3 & 4 Pumping Station Rehab		200,000	-	2,000,000	-	-	2,200,000
MP	NE Drying Pad Upgrade		-	-	-	-	1,250,000	1,250,000
MP	NE Electrical Distribution Improvements		15,000,000	10,000,000	3,000,000	-	-	28,000,000
MP	NE Filter Addition		750,000	-	9,500,000	-	-	10,250,000
MP	NE Influent Buildings Pumping Rehab		-	350,000	-	-	-	350,000
MP	NE Influent Wet Well Rehab		-	450,000	-	-	-	450,000
MP	NE Injection Well Acidizations		-	-	-	-	1,000,000	1,000,000

Water Resources Capital Projects (4003)

Resources / Requirements		Appropriated To Date	FY 2024 Recomm'd	FY 2025 Estimate	FY 2026 Estimate	FY 2027 Estimate	FY 2028 Estimate	CIP Total
MP	NE Maintenance Shop Replacement		-	-	-	2,400,000	-	2,400,000
MP	NE New Plant Pump Station Upgrade		-	500,000	-	4,500,000	-	5,000,000
MP	NE Odor Control Upgrade / Overhaul		-	-	-	500,000	-	500,000
MP	NE Operations & Lab Building Replacement		-	-	-	5,200,000	-	5,200,000
MP	NE Pipe Repairs/Lined/Replacement		500,000	-	500,000	-	500,000	1,500,000
MP	NE Process Control Instruments		300,000	-	300,000	-	-	600,000
	NE SCADA Upgrade		-	-	500,000	-	-	500,000
MP	NE Secondary Grit Removal System		-	300,000	-	1,200,000	-	1,500,000
MP	NE Sludge Storage Tank Modification		-	-	-	-	700,000	700,000
MP	NE Stormwater Rehabilitation		-	-	-	200,000	-	200,000
MP	NE WT-3 Bar Screen Expansion		-	-	600,000	-	6,000,000	6,600,000
MP	NE WT-3 Filter Feed Upgrade		-	300,000	-	3,100,000	-	3,400,000
MP	NE WT-5 Aerator Expansion		-	-	-	-	2,000,000	2,000,000
MP	NE WT-5 Blower Upgrade & Structure		-	-	-	-	1,000,000	1,000,000
MP	NE WT-5 Existing Aerator Modification		-	-	-	400,000	4,000,000	4,400,000
MP	NW Actuator and Valve Replacement		200,000	-	200,000	-	300,000	700,000
MP	NW Automatic Security Fencing		-	-	-	75,000	-	75,000
MP	NW Bleach System Replacement		-	-	-	100,000	-	100,000
	NW CCC Gate Replace & Recoat		800,000	-	-	-	-	800,000
MP	NW Clarifier #3 Rehabilitation		-	-	-	1,600,000	-	1,600,000
MP	NW Clarifier #4 Rehab & Piping		-	2,000,000	-	-	-	2,000,000
MP	NW Disk Filter Rehabilitation		-	250,000	-	-	-	250,000
MP	NW Drying Pad Upgrade		-	-	-	-	1,200,000	1,200,000
MP	NW Facility Plan		950,000	-	-	-	-	950,000
MP	NW Filter Rehabilitation 4-6		600,000	-	-	-	-	600,000
MP	NW Influent Pump Station Replacement		4,500,000	-	-	-	-	4,500,000
MP	NW Injection Well Acidization		-	-	-	-	1,000,000	1,000,000
MP	NW In-Plant Lift Station #1 Rehab		-	-	-	500,000	-	500,000
	NW Irrigation System Replacement		-	-	-	100,000	-	100,000
MP	NW Maintenance Shop Replacement		-	2,400,000	-	-	-	2,400,000
MP	NW North Aerator Repair & Upgrade		1,600,000	-	-	-	-	1,600,000
MP	NW Odor Control Rehab		-	-	-	-	200,000	200,000
MP	NW Operations & Lab Building Replacement		-	-	5,200,000	-	-	5,200,000
MP	NW Pipe Repairs/Lining/Replacement		500,000	-	500,000	-	500,000	1,500,000
MP	NW Sludge Tank #4 Modification		-	-	-	-	2,500,000	2,500,000
MP	NW Stormwater Rehabilitation		-	-	-	200,000	-	200,000
MP	NW WAS Transfer Pump Station Rehab		-	-	-	-	200,000	200,000
MP	SW Acidize 8 Wells		-	1,500,000	-	-	-	1,500,000
MP	SW CHP Generator Replacement		-	-	-	5,000,000	-	5,000,000
MP	SW Digester 3		-	-	65,000	725,000	-	790,000
MP	SW Facility Plan		950,000	-	-	-	-	950,000
MP	SW Headworks Rehab		5,900,000	-	-	-	-	5,900,000
MP	SW Inplant Lift Station Improvements		-	-	150,000	1,500,000	-	1,650,000
MP	SW Maintenance Shop Replacement		-	4,000,000	-	-	-	4,000,000
MP	SW Mesophilic Heat Exchanger		-	250,000	-	-	-	250,000
MP	SW Operations and Lab Building Replacemen		-	7,700,000	-	-	-	7,700,000
MP	SW Rehab Primary Clarifiers & Clean		-	-	1,000,000	-	-	1,000,000
MP	SW Replace/Rebuild Distribution Pumps		300,000	-	-	-	-	300,000
MP	SW Screw Press Rehab/Repl		-	-	-	-	500,000	500,000
MP	SW Secondary Clarifier Rehab		-	-	2,000,000	-	-	2,000,000
MP	SW Thickening Expansion		8,000,000	-	-	-	-	8,000,000
MP	SW WAS Holding Tank		-	50,000	550,000	-	6,000,000	6,600,000

Water Resources Capital Projects (4003)

Resources / Requirements		Appropriated To Date	FY 2024 Recomm'd	FY 2025 Estimate	FY 2026 Estimate	FY 2027 Estimate	FY 2028 Estimate	CIP Total
MP	SW WT-3 Upgrade Coarse Screens to 48.3M		-	-	-	-	250,000	250,000
	Water Resources Building Improvements							
	FAC Emergency Power Consolidation		-	5,000,000	-	-	-	5,000,000
	FAC Equip and Warehouse Replacement		-	-	7,300,000	-	-	7,300,000
	FAC Laboratory Replacement		-	250,000	-	-	-	250,000
	FAC Replace York Chiller		750,000	-	-	-	-	750,000
	FAC St. Pete Water Plan Update		-	-	-	50,000	2,000,000	2,050,000
	FAC WRD Equip & Veh Infrastructure Rehab		-	550,000	-	-	-	550,000
	FAC WRD Main Campus Reconfiguration		1,250,000	-	3,000,000	-	10,000,000	14,250,000
	Water Treatment/Supply							
	COS Aeration Basin Coating		900,000	-	-	-	-	900,000
	COS Filter Improvements		-	-	-	-	500,000	500,000
	COS Lime Softening Upgrades		-	-	-	-	600,000	600,000
MP	COS McMullen Booth Interties PWC-SOP		-	500,000	-	-	-	500,000
MP	COS Solar Panel Installation		-	-	-	-	3,500,000	3,500,000
MP	COS Storage Tank - Plant		-	-	-	750,000	-	750,000
	COS Switchgear VFD/Pumps		-	22,000,000	16,000,000	10,000,000	-	48,000,000
	OBE Replace Existing Tanks With Concrete		50,000	750,000	8,500,000	8,500,000	-	17,800,000
	WAS Replace Existing Tanks With Concrete		50,000	750,000	-	8,500,000	8,500,000	17,800,000
	Inflation Contingency	-	-	2,951,875	5,989,500	8,949,375	12,167,500	30,058,250
	Prior Year Funding	351,990,561	-	-	-	-	-	351,990,561
	Total Requirements	351,990,561	81,575,000	122,226,875	126,979,500	129,474,375	135,042,500	947,288,811
	Unappropriated Balance	5,583	5,583	5,708	6,208	6,833	7,333	7,333

Notes

- 1) AMP= Management review goals linked to Asset Management Principles LA Consulting Recommendation
- 2) CO= Consent Order DEP
- 3) MP= Master Plan
- 4) I&I= Inflow and Infiltration

Stormwater Drainage Capital Projects Fund (4013)

This fund was established in 1990 as part of the implementation of the stormwater utility management fee. The primary sources of revenue for this fund are a portion of the city's annual stormwater utility fees, Public Utility Revenue Bonds, and grants from the Southwest Florida Water Management District. Additional funding for stormwater projects is provided from other grants and from the Local Option Sales Surtax "Penny for Pinellas" in the Citywide Infrastructure Capital Improvement Fund.

FY24 Summary

Projected Resources	16,819,000
Projected Requirements	<u>16,819,000</u>
Projected Resources less Projected Requirements	0
Beginning Fund Balance	<u>427,678</u>
Projected Fund Balance at Year End	<u>427,678</u>

FY24 Project Descriptions and Recommended Budget

Facility Master Plan (Stormwater Utility) This project provides funding for the final planning and full design services including the preparation of construction documents for the portion of the proposed facility that will co-locate Stormwater staff within the required replacement of the Utility Equipment Service Center. This will include 15,000 SF of office and support space as well as 6,000 SF for an equipment center, warehouse, and chemical storage space. Site improvements will include parking and staging for fleet vehicles and heavy equipment as well as city staff personal vehicles. Principles for Accountable and Responsive Government: Community Impact Pillars for Progress: Neighborhood Health and Safety, Environment, Infrastructure and Resilience	1,319,000
Stormwater Pump Stations This project provides funding for upgrades to the existing pump stations and includes replacement of pumps, valves, control panels, sensors, and other components for the city's four stormwater pump stations. Strategic planning initiatives for this project include: resiliency, sustainability, reduced flooding, increased insurance rating, and safety. Principles for Accountable and Responsive Government: Community Impact, Innovation Pillars for Progress: Neighborhood Health and Safety, Environment, Infrastructure and Resilience	250,000
62nd Avenue North Storm Drainage Improvements This project provides funding for the stormwater drainage improvements in areas that are frequented by flooding. This funding was provided by Pinellas County as part of the transfer of 62 nd Avenue North to the city and is identified to address deficiencies in the stormwater system within this transferred road section. Strategic planning initiatives for this project include: resiliency, sustainability, reduce flooding, increased insurance rating, and safety. Principles for Accountable and Responsive Government: Community Impact, Innovation Pillars for Progress: Neighborhood Health and Safety, Environment, Infrastructure and Resilience	250,000
Bartlett Lake/Salt Creek Pump Station This project provides year one construction phase funding for a new master lift station to increase the stormwater conveyance capacity of Basin C. This project was identified in the integrated master plan and Basin C analysis and will mitigate substantial flooding and access impacts to Lake Maggiore and surrounding areas. Strategic planning initiatives for this project include: resiliency, sustainability, reduce flooding, increased insurance rating, and safety. Principles for Accountable and Responsive Government: Community Impact, Innovation Pillars for Progress: Neighborhood Health and Safety, Environment, Infrastructure and Resilience	1,000,000
Master Plan Projects This project provides funding for the stormwater improvement projects that will be recommended by the city's Stormwater Management Master Plan to mitigate flooding and enhance resiliency and water quality. Strategic planning initiatives for this project include: resiliency, sustainability, reduce flooding, increased insurance rating, and safety. Principles for Accountable and Responsive Government: Community Impact, Innovation Pillars for Progress: Neighborhood Health and Safety, Environment, Infrastructure and Resilience	400,000

*Stormwater Drainage Capital Projects Fund (4013) continued***FY24 Project Descriptions and Recommended Budget**

Minor Storm Drainage	750,000
<p>This project provides funding for the upgrading of minor storm drainage facilities that have reached the end of their service life. These facilities are not identified in other projects to correct localized flooding conditions. Strategic planning initiatives for this project include: resiliency, sustainability, reduce flooding, increased insurance rating, and safety.</p> <p>Principles for Accountable and Responsive Government: Community Impact, Innovation Pillars for Progress: Neighborhood Health and Safety, Environment, Infrastructure and Resilience</p>	
Stormwater System Resiliency Enhancements	500,000
<p>This project provides funding for implementation of resiliency strategies within the city limits as identified in the recently completed Basin C analysis, Shore Acres resiliency study, the integrated master plan, and other pertinent resiliency studies. These studies identified various projects that will help mitigate common flooding concerns. Strategic planning initiatives for this project include: resiliency, sustainability, reduced flooding, increased insurance rating, improved quality of life, improved natural resources, and safety.</p> <p>Principles for Accountable and Responsive Government: Community Impact, Innovation Pillars for Progress: Neighborhood Health and Safety, Environment, Infrastructure and Resilience</p>	
50th Avenue North West of 5th Street SDI	750,000
<p>This project provides additional funding to correct neighborhood flooding problems on 50th Avenue North West of 5th Street by developing an additional drainage system along 50th Avenue and surrounding neighborhoods to 7th Street to the outfall at 54th Avenue canal. Strategic planning initiatives for this project include: resiliency, sustainability, reduced flooding, increased insurance rating, and safety.</p> <p>Principles for Accountable and Responsive Government: Community Impact, Innovation Pillars for Progress: Neighborhood Health and Safety, Environment, Infrastructure and Resilience</p>	
Connecticut Ave NE & Vicinity Resiliency SDI	4,000,000
<p>This project provides year one construction phase funding for strategic implementation of stormwater improvements to mitigate ongoing tidal flooding which impacts commute, emergency response, and other essential services. This project was identified as part of the Shore Acres vulnerability assessment and will mitigate substantial flooding and access impacts. Strategic planning initiatives for this project include: resiliency, sustainability, reduced flooding, increased insurance rating, improved quality of life, and safety.</p> <p>Principles for Accountable and Responsive Government: Community Impact, Innovation Pillars for Progress: Neighborhood Health and Safety, Environment, Infrastructure and Resilience</p>	
Crescent Lake Water Quality Improvements	500,000
<p>This project provides funding to create an action plan to perform water quality improvements at Crescent Lake in lieu of having an established Total Maximum Daily Load (TMDL) with the Florida Department of Environmental Protection (FDEP). Crescent Lake is currently considered impaired and has water quality that does not meet state standards. The program is designed to meet the criteria of FDEP. Strategic planning initiatives for this project include: resiliency, sustainability, reduced flooding, increased insurance rating, improved natural environment, and improved water quality.</p> <p>Principles for Accountable and Responsive Government: Community Impact, Innovation Pillars for Progress: Neighborhood Health and Safety, Environment, Infrastructure and Resilience</p>	
Drainage Line Rehabilitation/Replacement	1,500,000
<p>This project provides funding for the rehabilitation/replacement of existing drainage pipe infrastructure that has reached the end of its service life and may require frequent maintenance. The project includes cured-in-place pipe (CIPP) lining and/or replacement options. Strategic planning initiatives for this project include: resiliency, sustainability, reduced flooding, increased insurance rating, and safety.</p> <p>Principles for Accountable and Responsive Government: Community Impact, Innovation Pillars for Progress: Neighborhood Health and Safety, Environment, Infrastructure and Resilience</p>	
Harbor Isle Lake Restoration	3,000,000
<p>This project provides funding for the restoration of Harbor Isle Lake which includes nuisance vegetation removal, lake aeration, shoreline improvements, vegetation planting, herbicide applications, alum injections and other lake management techniques. Strategic planning initiatives for this project include: resiliency, sustainability, reduced flooding, increased insurance rating, improved natural resources, and safety.</p> <p>Principles for Accountable and Responsive Government: Community Impact, Innovation Pillars for Progress: Neighborhood Health and Safety, Environment, Infrastructure and Resilience</p>	

*Stormwater Drainage Capital Projects Fund (4013) continued***FY24 Project Descriptions and Recommended Budget**

Lake Improvements	500,000
<p>This project provides funding for maintenance activities at lakes within the city to protect and enhance water quality. The activities include nuisance vegetation removal, lake aeration, shoreline improvements, vegetation planting, herbicide applications, alum injections, and other lake management techniques. Strategic planning initiatives for this project include: resiliency, sustainability, reduced flooding, increased insurance rating, improved natural resources, and safety.</p> <p>Principles for Accountable and Responsive Government: Community Impact, Innovation Pillars for Progress: Neighborhood Health and Safety, Environment, Infrastructure and Resilience</p>	
MLK Channel Improvements	1,000,000
<p>This project provides year one construction phase funding to widen the channel at the MLK crossing at Salt Creek to allow sufficient flow from Lake Maggiore to reduce flooding in surrounding neighborhoods. This project was identified as part of the Basin C analysis. Strategic planning initiatives for this project include: resiliency, sustainability, reduced flooding, increased insurance rating, improved quality of life, and safety.</p> <p>Principles for Accountable and Responsive Government: Community Impact, Innovation Pillars for Progress: Neighborhood Health and Safety, Environment, Infrastructure and Resilience</p>	
MLK South of Salt Creek to 32nd Avenue South	400,000
<p>This project provides design/engineering phase funding to elevate the phase 1 section of MLK Street south of Salt Creek. This will address flooding conditions in the low area of the road, the road is impassable during heavy rain events. This project was identified as part of the Basin C analysis. Strategic planning initiatives for this project include: resiliency, sustainability, reduced flooding, increased insurance rating, improved quality of life, and safety.</p> <p>Principles for Accountable and Responsive Government: Community Impact, Innovation Pillars for Progress: Neighborhood Health and Safety, Environment, Infrastructure and Resilience</p>	
Stormwater Vaults & Backflow Preventers	200,000
<p>This project provides funding for the construction of a stormwater vault including a sump, a screen, and a backflow check valve at selected locations for as many locations as feasible, as well as new backflow prevention valves and replacement valves on existing installations. This work aims to reduce/prevent tidal flooding and improve water quality. Strategic planning initiatives for this project include: resiliency, sustainability, reduced flooding, improved natural resources, increased insurance rating, and safety.</p> <p>Principles for Accountable and Responsive Government: Community Impact, Innovation Pillars for Progress: Neighborhood Health and Safety, Environment, Infrastructure and Resilience</p>	
Utility Network Extension – SPTO Assets	500,000
<p>This project provides year two funding for the updating and converting the Environmental Systems Research Institute (ESRI) GIS database to an updated format to meet the requirements of data formatting for future upgrades to ESRI. Strategic planning initiatives for this project include: resiliency, sustainability, and operational efficiency.</p> <p>Principles for Accountable and Responsive Government: Community Impact, Innovation Pillars for Progress: Neighborhood Health and Safety, Environment, Infrastructure and Resilience</p>	
Total Requirements	16,819,000

Stormwater Drainage Capital Projects (4013)

Resources / Requirements	Appropriated To Date	FY 2024 Recomm'd	FY 2025 Estimate	FY 2026 Estimate	FY 2027 Estimate	FY 2028 Estimate	CIP Total
Beginning Fund Balance	13,524,786	-	-	-	-	-	13,524,786
Bond Proceeds	6,764,250	-	-	-	-	-	6,764,250
Contributions from Developers	132,433	10,000	10,000	10,000	10,000	10,000	182,433
Earnings on Investments	279,821	126,000	126,000	126,000	126,000	126,000	909,821
Future Borrowings	-	8,409,500	8,302,500	12,757,500	16,286,250	15,015,000	60,770,750
GR DEP Innovative Technologies-Lake Mgmt	200,000	-	-	-	-	-	200,000
GR DEP Resilient Florida/Bartlett Lake SDI	1,500,000	-	-	-	-	-	1,500,000
GR DEP Resilient Stormwater Infrastructure	8,000	-	-	-	-	-	8,000
GR DEP/Resilient Fl Conn Ave NE & Vicinity	-	-	7,874,335	-	-	-	7,874,335
GR FEMA Flood Mitigation	8,560	-	-	-	-	-	8,560
GR SWFWMD 50th A/N West of 5th St	1,228,500	-	-	-	-	-	1,228,500
GR SWFWMD 50th A/N West of 5th St.	-	-	-	-	-	-	-
GR SWFWMD 7th Street	1,052,500	-	-	-	-	-	1,052,500
GR SWFWMD Various	-	1,000,000	-	1,000,000	1,000,000	1,000,000	4,000,000
GR SWFWMD Watershed Management	452,698	-	-	-	-	-	452,698
GR TBERF Little Bayou Water Quality Imps	280,000	-	-	-	-	-	280,000
Transfer General Capital Improvement Fund	-	250,000	-	-	-	-	250,000
Transfer Stormwater Utility Fund	4,553,750	7,023,500	292,165	11,621,500	15,150,250	13,879,000	52,520,165
Total Resources	29,985,298	16,819,000	16,605,000	25,515,000	32,572,500	30,030,000	151,526,798
City Facilities							
Facility Master Plan (Stormwater Utility)		1,319,000	-	-	-	-	1,319,000
Lift Station Improvements							
Stormwater Pump Stations		250,000	300,000	300,000	300,000	300,000	1,450,000
Storm Drainage Improvements							
62nd Ave N SDI		250,000	-	-	-	-	250,000
62nd Ave N Stormwater System Resiliency		-	2,500,000	4,000,000	-	-	6,500,000
Bartlett Lake/Salt Creek Pump Station		1,000,000	1,000,000	9,000,000	10,000,000	-	21,000,000
Master Plan Projects		400,000	300,000	1,000,000	10,000,000	21,000,000	32,700,000
Minor Storm Drainage		750,000	750,000	750,000	750,000	750,000	3,750,000
Stormwater System Resiliency Enhancements		500,000	500,000	200,000	1,000,000	1,000,000	3,200,000
Stormwater Management Projects							
50th Avenue North West of 4th Street SDI		750,000	-	-	-	-	750,000
Appian Way & Vicinity Resiliency		-	-	-	-	1,000,000	1,000,000
Conn Ave NE & Vicinity Resiliency SDI		4,000,000	3,500,000	-	-	-	7,500,000
Crescent Lake Water Quality Improvements		500,000	600,000	1,300,000	-	-	2,400,000
Drainage Line Rehab/Replacement		1,500,000	1,500,000	2,000,000	2,500,000	2,500,000	10,000,000
Harbor Isle Lake Restoration		3,000,000	2,000,000	-	-	-	5,000,000
Lake Improvements		500,000	500,000	500,000	500,000	500,000	2,500,000
MLK Channel Improvements		1,000,000	1,000,000	-	-	-	2,000,000
MLK South of Salt Creek to 32nd Avenue S		400,000	1,500,000	-	5,000,000	-	6,900,000
Old NE Stormwater Drainage Improvements		-	-	5,000,000	-	-	5,000,000
Stormwater Vaults & Backflow Preventers		200,000	250,000	250,000	250,000	250,000	1,200,000
Utility Network Extension - SPTO Assets		500,000	-	-	-	-	500,000
Inflation Contingency	-	-	405,000	1,215,000	2,272,500	2,730,000	6,622,500
Prior Year Funding	29,557,620	-	-	-	-	-	29,557,620
Total Requirements	29,557,620	16,819,000	16,605,000	25,515,000	32,572,500	30,030,000	151,099,120
Unappropriated Balance	427,678	427,678	427,678	427,678	427,678	427,678	427,678

Notes

1. GR = Grant Funding

Stormwater Drainage Capital Projects (4013)

Project	Cost Center	Object Code	CIP Total	Appropriated To Date	FY 2024 Budget	FY 2025 Budget	FY 2026 Budget	FY 2027 Budget	FY 2028 Budget
Department Requested - Unfunded									
Master Plan Projects Unfunded Facility Master Plan (Stormwater Utility)			1,000,000	0	0	0	0	0	1,000,000
			15,489,000	0	0	4,622,000	10,867,000	0	0
Department Requested - Unfunded			16,489,000	0	0	4,622,000	10,867,000	0	1,000,000
4013 Stormwater Drainage Capital Projects			16,489,000	0	0	4,622,000	10,867,000	0	1,000,000
Report Total			16,489,000	0	0	4,622,000	10,867,000	0	1,000,000

Sanitation Capital Projects Fund (4024)

This fund was established in FY23 to support major sanitation projects. The main source of revenue for this fund is bond proceeds and transfers from the Sanitation Operating Fund.

FY24 Summary

Projected Resources	<u>0</u>
Projected Requirements	<u>0</u>
Projected Resources less Projected Requirements	0
Beginning Fund Balance	<u>0</u>
Projected Fund Balance at Year End	0

Sanitation Capital Projects (4024)

Resources / Requirements	Appropriated To Date	FY 2024 Recomm'd	FY 2025 Estimate	FY 2026 Estimate	FY 2027 Estimate	FY 2028 Estimate	CIP Total
Beginning Fund Balance	-	-	-	-	-	-	-
Bond Proceeds	15,200,000	-	-	-	-	-	15,200,000
Total Resources	15,200,000	-	-	-	-	-	15,200,000
Inflation Contingency	-	-	-	-	-	-	-
Prior Year Funding	15,200,000	-	-	-	-	-	15,200,000
Total Requirements	15,200,000	-	-	-	-	-	15,200,000
Unappropriated Balance	-	-	-	-	-	-	-

Notes

1. \$15,200,000 in debt was authorized by City Council Resolution 2022-509 for the construction of a new Sanitation Facility. There is additional funding for this project in the amount of \$2,400,000 in the General Capital Improvement Fund (3001) for a total project budget of \$17,600,000.

Airport Capital Projects Fund (4033)

This fund supports capital improvements at Albert Whitted Municipal Airport. Federal and state grants are a major source of revenue for projects in this fund.

FY24 Summary

Projected Resources	2,189,210
Projected Requirements	<u>2,332,000</u>
Projected Resources less Projected Requirements	(142,790)
Beginning Fund Balance	<u>143,783</u>
Projected Fund Balance at Year End	993

FY24 Project Descriptions and Recommended Budget

Airport Fuel Farm Replacement This project provides funding for replacement of the existing airport fuel farm with a new one. Basic project scope to include equipment procurement, construction, and demo/removal of the old fuel farm. Based on initial discussions with the FBO and considering the future demand, preliminary recommendations for the new fuel farm include a two (2) 20,000 gallon, double-walled tank system. One tank would be used for Avgas and the other for Jet Fuel. Principles for Accountable and Responsive Government: Community Impact, Innovation Pillars for Progress: Neighborhood Health and Safety, Environment, Infrastructure and Resilience	1,100,000
Rehab Airfield Vault This project provides funding to add an emergency generator to the airfield vault, upgrade and replace wiring, wiring chases, regulators and other equipment that is old and getting worn, and other structural or building system (i.e., electrical, HVAC, etc.) that may be recommended to further protect and modernize the airfield equipment. Project includes funding for planning and design, acquisition, and installation. Principles for Accountable and Responsive Government: Community Impact, Innovation Pillars for Progress: Neighborhood Health and Safety, Environment, Infrastructure and Resilience	1,100,000
Upgrade Access Control Security System This project provides funding to replace the existing vehicle gate access readers with new readers and a new centralized access control system, in addition to replacing and adding security cameras at strategic locations. Principles for Accountable and Responsive Government: Community Impact, Innovation Pillars for Progress: Neighborhood Health and Safety, Environment, Infrastructure and Resilience	132,000
Total Requirements	<u>2,332,000</u>

Airport Capital Projects (4033)

Resources / Requirements	Appropriated To Date	FY 2024 Recomm'd	FY 2025 Estimate	FY 2026 Estimate	FY 2027 Estimate	FY 2028 Estimate	CIP Total
Beginning Fund Balance	127,399	-	-	-	-	-	127,399
Earnings on Investments	-	-	-	-	-	-	-
GR FAA Design Runway 18/36	249	-	-	-	-	-	249
GR FAA Master Plan Update	112,114	-	-	-	-	-	112,114
GR FAA Rehab Airfield Vault	-	990,000	-	-	-	-	990,000
GR FAA Runway 18/36	3,316,513	-	-	-	-	-	3,316,513
GR FAA Taxiway "A" Design	108,000	-	-	-	-	-	108,000
GR FDOT Airport Fuel Farm	152,000	892,610	-	-	-	-	1,044,610
GR FDOT Airport Runway 18/36	356,893	-	-	-	-	-	356,893
GR FDOT Design Runway 18/36	8,853	-	-	-	-	-	8,853
GR FDOT Master Plan Update	10,909	-	-	-	-	-	10,909
GR FDOT Rehab Airfield Vault	-	88,000	-	-	-	-	88,000
GR FDOT Taxiway "A" Design/Rehab	9,600	-	-	-	-	-	9,600
GR FDOT Taxiway "D5" Replacement	143,562	-	-	-	-	-	143,562
GR FDOT Upgrade Access Control	96,000	105,600	-	-	-	-	201,600
Transfer Airport Operating	326,000	113,000	-	-	-	-	439,000
Total Resources	4,768,092	2,189,210	-	-	-	-	6,957,302
Airport Improvements							
Airport Fuel Farm Replacement		1,100,000	-	-	-	-	1,100,000
Rehab Airfield Vault		1,100,000	-	-	-	-	1,100,000
Upgrade Access Control Security System		132,000	-	-	-	-	132,000
Inflation Contingency	-	-	-	-	-	-	-
Prior Year Funding	4,624,309	-	-	-	-	-	4,624,309
Total Requirements	4,624,309	2,332,000	-	-	-	-	6,956,309
Unappropriated Balance	143,783	993	993	993	993	993	993

Notes

1. GR = Grant Funding

Marina Capital Improvement Fund (4043)

This is an enterprise supported capital fund dedicated to major projects at the city's Marina.

FY24 Summary

Projected Resources	411,000
Projected Requirements	<u>400,000</u>
Projected Resources less Projected Requirements	11,000
Beginning Fund Balance	<u>737,966</u>
Projected Fund Balance at Year End	748,966

FY24 Project Descriptions and Recommended Budget

Marina Facility Improvements This annual project provides funding for repair, replacement, or improvements on the Marina facilities, utilities, and/or systems as necessary. These needs are prioritized each year and are performed on a highest need basis. Principles for Accountable and Responsive Government: Informed Decision Making Pillars for Progress: Environment, Infrastructure and Resilience	200,000
Marina Piling Replacement This annual project provides funding for the replacement or installation of approximately 100-120 wooden pilings each year throughout the Marina to provide structurally secure mooring facilities for the slips until a complete rebuild of the docks is complete. Principles for Accountable and Responsive Government: Community Impact, Inclusive Pillars for Progress: Environment, Infrastructure and Resilience	200,000
Total Requirements	<u>400,000</u>

Marina Capital Improvement (4043)

Resources / Requirements	Appropriated To Date	FY 2024 Recomm'd	FY 2025 Estimate	FY 2026 Estimate	FY 2027 Estimate	FY 2028 Estimate	CIP Total
Beginning Fund Balance	1,253,095	-	-	-	-	-	1,253,095
Earnings on Investments	24,905	11,000	11,000	11,000	11,000	11,000	79,905
Future Borrowings	34,000,000	-	-	-	-	-	34,000,000
Transfer Marina Operating	450,000	400,000	500,000	200,000	200,000	200,000	1,950,000
Total Resources	35,728,000	411,000	511,000	211,000	211,000	211,000	37,283,000
Marina Improvements							
Marina Facility Improvements		200,000	200,000	200,000	200,000	200,000	1,000,000
Marina Piling Replacement		200,000	300,000	-	-	-	500,000
Inflation Contingency	-	-	12,500	10,000	15,000	20,000	57,500
Prior Year Funding	34,990,034	-	-	-	-	-	34,990,034
Total Requirements	34,990,034	400,000	512,500	210,000	215,000	220,000	36,547,534
Unappropriated Balance	737,966	748,966	747,466	748,466	744,466	735,466	735,466

Notes

1. GR = Grant Funding

Golf Courses Capital Projects Fund (4063)

This is an enterprise supported capital fund dedicated to support major projects at the city's golf courses.

FY24 Summary

Projected Resources	1,020,000
Projected Requirements	<u>1,020,000</u>
Projected Resources less Projected Requirements	0
Beginning Fund Balance	<u>5,584</u>
Projected Fund Balance at Year End	5,584

FY24 Project Descriptions and Recommended Budget

Mangrove Bay Maintenance Building Renovation

1,020,000

This project provides funding for construction of the Mangrove Bay Maintenance Buildings and Storage Building. The buildings would be approximately 7,000 total square feet and would house the offices for the Golf Course (GC) Superintendent and GC Assistant Superintendent, a mechanic's work area, an environmentally safe equipment wash rack, break room for staff, restroom, and storage space. The project also provides funding for a covered area for the storage of tractors, mowers, and other turf equipment. The septic tank that is currently on site would be removed and replaced with city sewer plumbing.

Principles for Accountable and Responsive Government: Community Impact, Informed Decision Making
Pillars for Progress: Environment, Infrastructure and Resilience

Total Requirements	<u>1,020,000</u>
---------------------------	------------------

Golf Course Capital Projects (4063)

Resources / Requirements	Appropriated To Date	FY 2024 Recomm'd	FY 2025 Estimate	FY 2026 Estimate	FY 2027 Estimate	FY 2028 Estimate	CIP Total
Beginning Fund Balance	586,148	-	-	-	-	-	586,148
Transfer from Golf Operating	-	1,020,000	300,000	306,000	400,000	-	2,026,000
Total Resources	586,148	1,020,000	300,000	306,000	400,000	-	2,612,148
Golf Improvements							
Drainage Improvements at Mangrove Bay		-	-	-	400,000	-	400,000
Driving Range & Tee Renovation		-	300,000	-	-	-	300,000
Mangrove Bay Maintenance Building Renov.		1,020,000	-	-	-	-	1,020,000
Mangrove Bay On Course Restrooms & Shelter		-	-	306,000	-	-	306,000
Inflation Contingency	-	-	-	-	-	-	-
Prior Year Funding	580,564	-	-	-	-	-	580,564
Total Requirements	580,564	1,020,000	300,000	306,000	400,000	-	2,606,564
Unappropriated Balance	5,584	5,584	5,584	5,584	5,584	5,584	5,584

Notes

1. In the FY13 budget, there was a \$260,000 loan from the Economic Stability Fund (0008) for various capital improvements which will be repaid by the Golf Courses as funds become available.

Port Capital Improvement Fund (4093)

This fund was established in FY91 to account for improvements to facilities at the Port of St. Petersburg. This fund is intended to be supported on a pay-as-you-go basis from enterprise activity revenues and grants.

FY24 Summary

Projected Resources	300,000
Projected Requirements	<u>300,000</u>
Projected Resources less Projected Requirements	0
Beginning Fund Balance	<u>7,018</u>
Projected Fund Balance at Year End	7,018

FY24 Project Descriptions and Recommended Budget

Port Master Plan	300,000
This project provides funding for an update to the Master Plan for the Port of St. Pete at 250 8th Ave SE. The Port Master Plan has not been updated since 1999 and this project will ensure that plans for future Port development are in line with the Downtown Waterfront Master Plan, the Innovation District, and plans for the 8th Ave SE corridor.	
Principles for Accountable and Responsive Government: Informed Decision Making, Innovation, Community Impact Pillars for Progress: Equitable Development, Arts, and Business Opportunities	
Total Requirements	<u>300,000</u>

Port Capital Improvement (4093)

Resources / Requirements	Appropriated To Date	FY 2024 Recomm'd	FY 2025 Estimate	FY 2026 Estimate	FY 2027 Estimate	FY 2028 Estimate	CIP Total
Beginning Fund Balance	49,207	-	-	-	-	-	49,207
Earnings on Investments	182	-	-	-	-	-	182
GR FDOT Berth Rehab Initiative	127,196	-	-	-	-	-	127,196
GR FDOT/FSTED Master Plan	-	150,000	-	-	-	-	150,000
Transfer from Port Operating Fund	243,132	150,000	-	-	-	-	393,132
Total Resources	419,717	300,000	-	-	-	-	719,717
Port Improvements							
Port Master Plan		300,000	-	-	-	-	300,000
Inflation Contingency	-	-	-	-	-	-	-
Prior Year Funding	412,699	-	-	-	-	-	412,699
Total Requirements	412,699	300,000	-	-	-	-	712,699
Unappropriated Balance	7,018	7,018	7,018	7,018	7,018	7,018	7,018

Notes

1. GR = Grant Funding


OTHER FUNDS

3004 Bicycle/Pedestrian Safety

3005 Tax Increment Financing

3041 Weeki Wachee

3071 Multimodal Impact Fees



Bicycle/Pedestrian Safety Improvements Fund (3004)

This fund was established in FY06 to account for grant appropriations funded specifically for bicycle and pedestrian safety projects.

FY24 Summary

Projected Resources	2,813,035
Projected Requirements	<u>2,813,035</u>
Projected Resources less Projected Requirements	0
Beginning Fund Balance	<u>62,560</u>
Projected Fund Balance at Year End	62,560

FY24 Project Descriptions and Recommended Budget

18th Avenue South Complete Streets <p>This project provides funding for Complete Streets improvements to 18th Avenue South from 34th Street to 16th Street consistent with the Complete Streets Implementation Plan and the 18th Avenue South Complete Streets Study. The project scope includes design, construction, and construction engineering and inspection phase services. It was selected to receive grant funding based on its inclusion in the Forward Pinellas Active Transportation Plan that considered the project connectivity, equity, and safety.</p> <p>Principles for Accountable and Responsive Government: In-Touch, Inclusive, Community Impact, Intentional Equity, Informed Decision Making Pillars for Progress: Neighborhood Health and Safety, Environment, Infrastructure and Resilience</p>	1,341,235
22nd Street – 5th Avenue South to 1st Avenue North <p>This project provides funding for construction of improvements to 22nd Street South consistent with the Complete Streets and WADA Deuces Live Joint Action Plan to add bicycle infrastructure to connect from 9th Avenue South to 5th Avenue South.</p> <p>Principles for Accountable and Responsive Government: In-Touch, Inclusive, Community Impact, Intentional Equity Pillars for Progress: Neighborhood Health and Safety, Environment, Infrastructure and Resilience, Arts and Business Opportunities</p>	351,248
28th Street - 18th Avenue South to 5th Avenue South <p>This project provides funding for bicycle infrastructure on 28th Street from 18th Avenue South to 5th Avenue South to connect the 18th Avenue South Complete Streets improvements to the Pinellas Trail and SunRunner Bus Rapid Transit (BRT) corridor. The project scope includes design, construction, and construction engineering and inspection phase services, and is included in the Complete Streets Implementation Plan. It was selected to receive the FDOT Transportation Alternatives program funding based on its scoring that considered the project connectivity, equity, and safety.</p> <p>Principles for Accountable and Responsive Government: In-Touch, Inclusive, Community Impact, Intentional Equity Pillars for Progress: Neighborhood Health and Safety, Environment, Infrastructure and Resilience</p>	404,333
62nd Avenue South Trail – 22nd to MLK Street <p>This project provides funding for a shared use trail on the north side of 62nd Avenue South from 22nd Street to Dr. M.L. King, Jr. Street. The project scope includes design, construction, and construction engineering and inspection phase services, and is included in the Complete Streets Implementation Plan. It was selected to receive the FDOT Transportation Alternatives program funding based on its scoring that considered the project connectivity, equity, and safety.</p> <p>Principles for Accountable and Responsive Government: Inclusive, Community Impact, Intentional Equity Pillars for Progress: Neighborhood Health and Safety, Environment, Infrastructure and Resilience</p>	198,467
6th Street – 4th Avenue South to Mirror Lake Drive <p>This project provides funding for a separated bike lane on 6th Street from 4th Avenue South to Mirror Lake Drive as called for in the Complete Streets Implementation Plan and Downtown St. Petersburg Mobility Study. The project scope includes design, construction, and construction engineering and inspection phase services. It was selected to receive the FDOT Transportation Alternatives program funding based on its scoring that considered the project connectivity, equity, and safety.</p> <p>Principles for Accountable and Responsive Government: Inclusive, Community Impact, Intentional Equity Pillars for Progress: Neighborhood Health and Safety, Environment, Infrastructure and Resilience</p>	392,244

Bicycle/Pedestrian Safety Fund (3004) continued

FY24 Project Descriptions and Recommended Budget

North Shore Elementary Sidewalks	125,508
This project provides funding for new sidewalks and enhanced crosswalks, including ADA ramps, for students at North Shore Elementary School. The design and construction of this infrastructure will be done in accordance with, and in support of such City initiatives as CAMP, and Health in All Policies.	
Principles for Accountable and Responsive Government: In-Touch, Inclusive, Innovation, Community Impact, Intentional Equity, Informed Decision Making	
Pillars for Progress: Education and Youth Opportunities, Neighborhood Health and Safety, Environment, Infrastructure and Resilience	
Total Requirements	2,813,035

Bicycle/Pedestrian Safety Improvements (3004)

Resources / Requirements	Appropriated To Date	FY 2024 Recomm'd	FY 2025 Estimate	FY 2026 Estimate	FY 2027 Estimate	FY 2028 Estimate	CIP Total
Beginning Fund Balance	35,907	-	-	-	-	-	35,907
GR FDOT Forward Pinellas - 22nd St 5th to 9th	-	-	-	-	2,450,796	-	2,450,796
GR FDOT Forward Pinellas - 22nd St S 18th A/S	-	-	-	-	1,482,615	-	1,482,615
GR FDOT Forward Pinellas - 22nd St S 5th A/S	-	351,248	-	-	1,178,415	-	1,529,663
GR FDOT Forward Pinellas - Demonstration	1,503	-	-	-	-	-	1,503
GR FDOT LAP - 18th Ave S Complete Street	-	1,341,235	-	-	5,113,969	-	6,455,204
GR FDOT LAP - 28th St 18th to 5th Ave South	-	404,333	-	-	1,154,999	-	1,559,332
GR FDOT LAP - 28th St 1st to 13th Ave N	-	-	918,924	-	-	-	918,924
GR FDOT LAP - 28th Street - 1st Ave N - Pin	323,558	-	922,213	-	-	-	1,245,771
GR FDOT LAP - 62nd Ave S Trail	-	198,467	-	1,145,199	-	-	1,343,666
GR FDOT LAP - 6th St 4th A/S to Mirror Lake	-	392,244	-	-	1,797,980	-	2,190,224
GR FDOT LAP - Central Ave 31st to 34th St	179,748	-	605,770	-	-	-	785,518
GR FDOT LAP 71st St Trail	809,697	-	-	-	-	-	809,697
GR FDOT LAP North Shore Elementary	362,184	125,508	900,911	-	-	-	1,388,603
GR FDOT LAP Sexton Elementary	25,150	-	-	-	-	-	25,150
Total Resources	1,737,747	2,813,035	3,347,818	1,145,199	13,178,774	-	22,222,573
Transportation & Parking Management							
18th Avenue South Complete Streets		1,341,235	-	-	5,113,969	-	6,455,204
22nd Street - 5th to 9th Avenues S		-	-	-	2,450,796	-	2,450,796
22nd Street S - 18th Avenue South to 11th Ave		-	-	-	1,482,615	-	1,482,615
22nd Street S - 5th Ave S to 1st Avenue North		351,248	-	-	1,178,415	-	1,529,663
28th Street - 18th Avenue South to 5th A/ S		404,333	-	-	1,154,999	-	1,559,332
28th Street - 1st Ave North to 13th Ave North		-	918,924	-	-	-	918,924
28th Street - 1st Avenue N - Pinellas Trail		-	922,213	-	-	-	922,213
62nd A/S Trail - 22nd Street to MLK St.		198,467	-	1,145,199	-	-	1,343,666
6th Street - 4th 62nd Avenue South to Mirror Lk		392,244	-	-	1,797,980	-	2,190,224
Central Avenue - 31st to 34th Streets		-	605,770	-	-	-	605,770
North Shore Elementary Sidewalks		125,508	900,911	-	-	-	1,026,419
Inflation Contingency	-	-	-	-	-	-	-
Prior Year Funding	1,675,187	-	-	-	-	-	1,675,187
Total Requirements	1,675,187	2,813,035	3,347,818	1,145,199	13,178,774	-	22,160,013
Unappropriated Balance	62,560	62,560	62,560	62,560	62,560	62,560	62,560

Notes

1. GR = Grant Funding

Tax Increment Financing Capital Improvement Fund (3005)

This fund was established in FY19 to account for capital improvements funded from the city’s tax increment financing (TIF) districts. All future TIF projects will be recorded in this fund. Prior to that, all projects and transfers from the city’s tax increment financing districts were in the General Capital Improvement Fund.

FY24 Summary

Projected Resources	204,000
Projected Requirements	<u>200,000</u>
Projected Resources less Projected Requirements	4,000
Beginning Fund Balance	<u>50,058</u>
Projected Fund Balance at Year End	54,058

FY24 Project Descriptions and Recommended Budget

Al Lang Stadium Improvements	200,000
This annual project provides funding for capital improvements as identified by the operator of Al Lang Stadium per the agreement between Rowdies Soccer, LLC and the City of St. Petersburg.	
Principles for Accountable and Responsive Government: Informed Decision Making	
Pillars for Progress: Environment, Infrastructure and Resilience	
Total Requirements	<u>200,000</u>

Tax Increment Financing Capital Improvement Fund (3005)

Resources / Requirements	Appropriated To Date	FY 2024 Recomm'd	FY 2025 Estimate	FY 2026 Estimate	FY 2027 Estimate	FY 2028 Estimate	CIP Total
Beginning Fund Balance	5,318,630	-	-	-	-	-	5,318,630
Earnings on Investments	50,058	4,000	4,000	4,000	4,000	4,000	70,058
Transfer Downtown Redevelopment District	455,000	200,000	200,000	-	-	-	855,000
Transfer Intown West	28,154	-	-	-	-	-	28,154
Transfer South St. Pete CRA	362,671	-	-	-	-	-	362,671
Total Resources	6,214,513	204,000	204,000	4,000	4,000	4,000	6,634,513
City Facilities							
Al Lang Stadium Improvements		200,000	200,000	-	-	-	400,000
Inflation Contingency	-	-	-	-	-	-	-
Prior Year Funding	6,164,455	-	-	-	-	-	6,164,455
Total Requirements	6,164,455	200,000	200,000	-	-	-	6,564,455
Unappropriated Balance	50,058	54,058	58,058	62,058	66,058	70,058	70,058

Notes

1. This fund was established in FY19 to account for capital improvements funded from the city's tax increment financing (TIF) districts. All future TIF projects will be recorded in this fund. Prior to that, all projects and transfers from the city's tax increment financing districts were in the General Capital Improvement Fund.

Weeki Wachee Capital Improvements Fund (3041)

This fund was established in FY06. Prior to that, all projects and transfers from the Weeki Wachee Operating Fund for capital improvement projects were in the General Capital Improvement Fund. All investment earnings in the Weeki Wachee Operating Fund are available to be transferred to capital improvement projects as approved by the Mayor and City Council.

FY24 Summary

Projected Resources	0
Projected Requirements	<u>0</u>
Projected Resources less Projected Requirements	0
Beginning Fund Balance	<u>1,921,140</u>
Projected Fund Balance at Year End	1,921,140

Weeki Wachee Capital Improvements (3041)

Resources / Requirements	Appropriated To Date	FY 2024 Recomm'd	FY 2025 Estimate	FY 2026 Estimate	FY 2027 Estimate	FY 2028 Estimate	CIP Total
Beginning Fund Balance	1,506,121	-	-	-	-	-	1,506,121
Transfer Weeki Wachee Operating	2,300,000	-	-	-	-	-	2,300,000
Total Resources	3,806,121	-	-	-	-	-	3,806,121
Inflation Contingency	-	-	-	-	-	-	-
Prior Year Funding	1,884,981	-	-	-	-	-	1,884,981
Total Requirements	1,884,981	-	-	-	-	-	1,884,981
Unappropriated Balance	1,921,140	1,921,140	1,921,140	1,921,140	1,921,140	1,921,140	1,921,140

Notes

1. On June 21, 2001, City Council authorized the sale of the Weeki Wachee property to the Southwest Florida Water Management District. The sale proceeds were deposited in the Weeki Wachee Operating Fund to allow tracking in accordance with the purposes stated in the referendum.
2. This capital project fund was established in FY06. Prior to that, all projects and transfers from the Weeki Wachee Operating Fund for capital improvement projects were in the General Capital Improvement Fund.
3. Future specific uses of the proceeds, and any accumulated interest earnings, will be determined by the Mayor and City Council.
4. \$1,900,000 of the unappropriated fund balance is earmarked for the Science Center Project. Per CR2021-472, any further expenditure for the Science Center Project requires approval of City Council.

Multimodal Impact Fees Capital Improvement Fund (3071)

This fund, formerly titled "Transportation Impact Fees," was established in 1988 to account for transportation projects funded from impact fees approved by the Pinellas County Commission and implemented in July 1986. Projects in this fund must meet criteria related to location and growth management issues included in the enabling legislation. Also, in 1990, City Council adopted by ordinance (2012-F) the collection of a Gateway Area Transportation Improvements Special Assessment Fee (GATISAF). This fee replaces transportation impact fees in the Gateway Area with revenues generated from the fee to be used for the design and construction of roadway projects in the area.

FY24 Summary

Projected Resources	812,000
Projected Requirements	<u>1,475,000</u>
Projected Resources less Projected Requirements	(663,000)
 Beginning Fund Balance	 <u>3,528,594</u>
Projected Fund Balance at Year End	2,865,594

FY24 Project Descriptions and Recommended Budget

City Trails – Multi-use Trails	175,000
This project provides funding for bicycle lanes, shared use paths and trails that will complete major and minor connections from existing routes into neighborhoods that were included in the City Trails Bicycle Pedestrian Master Plan approved by City Council in 2003. The City Trails Bicycle Pedestrian Master Plan was developed through considerable community engagement and included a prioritized list of capital improvements. This project allows the City to remain responsive to the community by continuing to pursue completion of remaining initiatives included within the Plan. The Complete Streets Implementation Plan serves as the update to the City Trails Bicycle Pedestrian Master Plan such that new projects will be initiated through that program. Project scope includes planning, design, engineering, construction, and inspection.	
Principles for Accountable and Responsive Government: Inclusive, Intentional Equity, Informed Decision Making Pillars for Progress: Neighborhood Health and Safety, Environment, Infrastructure and Resilience	
Downtown Intersection and Pedestrian Facilities	225,000
This project is the continuation of an ongoing program to address pedestrian safety downtown. Included in the program are features such as enhanced crosswalk signs and markings and curb extensions at intersections. All projects are part of the city's Comprehensive Plan directives to monitor traffic safety.	
Principles for Accountable and Responsive Government: Intentional Equity, Community Impact Pillars for Progress: Neighborhood Health and Safety, Environment, Infrastructure and Resilience	
Traffic Safety Program	125,000
This project provides funding for improvements identified by a citywide review and analysis of various countermeasures to address traffic safety concerns. Priority locations have been identified within neighborhood traffic planning, bicycle and pedestrian planning, and safety planning activities of the city. All projects are part of the city's Comprehensive Plan directives to monitor traffic safety.	
Principles for Accountable and Responsive Government: Informed Decision Making, Community Impact Pillars for Progress: Neighborhood Health and Safety, Environment, Infrastructure and Resilience	
Complete Streets (also in Fund 3027)	500,000
This project provides funding for the implementation of roadway modifications to provide Complete Streets that are inclusive and consider the needs of all roadway users, regardless of age or physical and economic abilities. Such modifications may include pedestrian and bicycle infrastructure and other infrastructure necessary to provide a safe and efficient transportation network which are not currently covered under existing funding sources. Project scope includes planning, design, engineering, inspection, and construction. Facilities are expected to be developed as a part of the city's Complete Streets Implementation Plan.	
Principles for Accountable and Responsive Government: In-Touch, Inclusive, Community Impact, Intentional Equity, Informed Decision Making Pillars for Progress: Neighborhood Health and Safety, Environment, Infrastructure and Resilience	

*Multimodal Impact Fees Capital Improvement Fund (3071) continued***FY24 Project Descriptions and Recommended Budget****Dr. MLK Jr. Street North and 116th Avenue North Intersection Improvements (also in Fund 3001) 400,000**

This project provides funding for the development of a traffic signal at the intersection of Dr. M.L. King Jr. Street and 116th Avenue North as a joint project with entities that have some responsible charge of the streets adjacent to the intersection.

Principles for Accountable and Responsive Government: In-Touch, Innovation, Community Impact

Pillars for Progress: Neighborhood Health and Safety, Environment, Infrastructure and Resilience, Equitable

Development, Arts and Business Opportunities

Sidewalk Expansion Program (also in Fund 3027) 50,000

This project provides funding for the administration, design, inspection, and construction of new sidewalks on city collector and arterial roadways as designated by the city's Comprehensive Plan and prioritized by the Bicycle Pedestrian Master Plan approved by City Council in 2003.

Principles for Accountable and Responsive Government: Inclusive, Community Impact, Intentional Equity

Pillars for Progress: Neighborhood Health and Safety, Environment, Infrastructure and Resilience

Total Requirements 1,475,000

Multimodal Impact Fees Capital Improvement (3071)

Resources / Requirements	Appropriated To Date	FY 2024 Recomm'd	FY 2025 Estimate	FY 2026 Estimate	FY 2027 Estimate	FY 2028 Estimate	CIP Total
Beginning Fund Balance	9,355,566	-	-	-	-	-	9,355,566
Earnings on Investments	193,204	87,000	87,000	87,000	87,000	87,000	628,204
Transfer District 11	1,406,457	350,000	350,000	350,000	350,000	350,000	3,156,457
Transfer District 8	174,249	25,000	25,000	25,000	25,000	25,000	299,249
Transfer Intown (District 11)	666,629	350,000	350,000	350,000	350,000	350,000	2,416,629
Total Resources	11,796,105	812,000	812,000	812,000	812,000	812,000	15,856,105
Traffic Circulation - MIF & GATISAF							
City Trails - Multi-use Trails		175,000	200,000	200,000	200,000	200,000	975,000
Downtown Intersection & Pedestrian Facilities		225,000	250,000	250,000	250,000	250,000	1,225,000
Traffic Safety Program		125,000	-	70,000	-	70,000	265,000
Transportation & Parking Management							
Complete Streets		500,000	350,000	350,000	350,000	350,000	1,900,000
Complete Streets Implementation Plan Update		-	150,000	-	-	-	150,000
Dr. MLK Jr. Street North and 116th Avenue N		400,000	-	-	-	-	400,000
Sidewalk Expansion Program		50,000	-	50,000	-	50,000	150,000
Inflation Contingency	-	-	23,750	46,000	60,000	92,000	221,750
Prior Year Funding	8,267,511	-	-	-	-	-	8,267,511
Total Requirements	8,267,511	1,475,000	973,750	966,000	860,000	1,012,000	13,554,261
Unappropriated Balance	3,528,594	2,865,594	2,703,844	2,549,844	2,501,844	2,301,844	2,301,844

Notes

1. MIF = Multimodal Impact Fees
2. GATISAF = Gateway Area Transportation Improvements Special Assessment Fee

Photo Legend by Section

Listed from left to right:

Overview

- 40th Ave Bridge Replacement
- Sunken Gardens Entry
- Jamestown Maintenance Building
- Campbell Park Playground

Summary

- Obama Main Library Construction
- Mirror Lake Solarium Waterproofing
- 3rd Street Paving
- Lift Station #87 Mural

Housing & General Funds

- Butterfly Grove Apartments Mural & Screen
- The Pier Artificial Turf on Great Lawn
- Municipal Services Center Roof Repair

Penny Funds

- Police Cruiser
- Complete Streets (*1st Street S & 2nd Street S*)
- “We Go Swing” at Lake Vista
- Fire Engine #13 Replacement

Enterprise Funds

- Airport Paving (*18-36A*)
- Northwest Water Resource Facility Aerial
- Cypress Link Golf Course (*Hole 8*)

Other Funds

- Complete Streets (*Highland St & 5th Ave N*)
- Al Lang Stadium Improvements
- Complete Streets (*Highland St & 9th Ave N*)

