

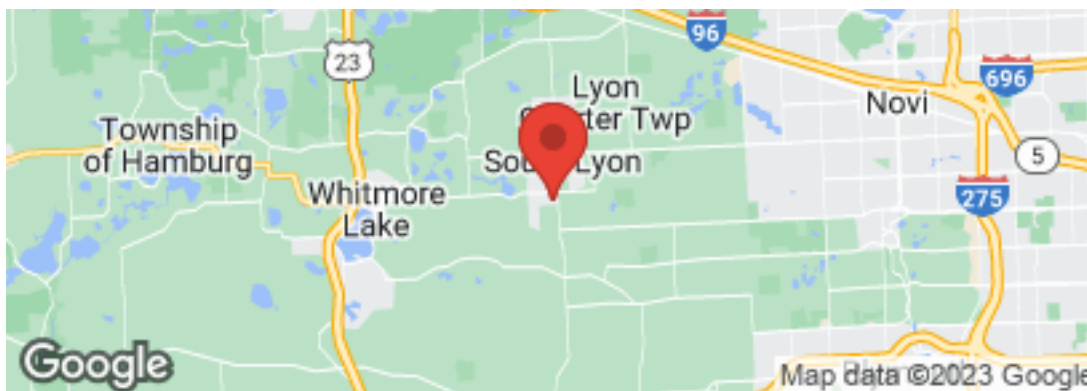


Property Description

Join Busch's, Powerhouse Gym, Pet Supplies Plus, Ace Hardware, Domino's Pizza and many others in this grocery-anchored center. Brookdale Square is located in a high-income area with a lot of new residential construction nearby, making it ideal for retail use.

Summary

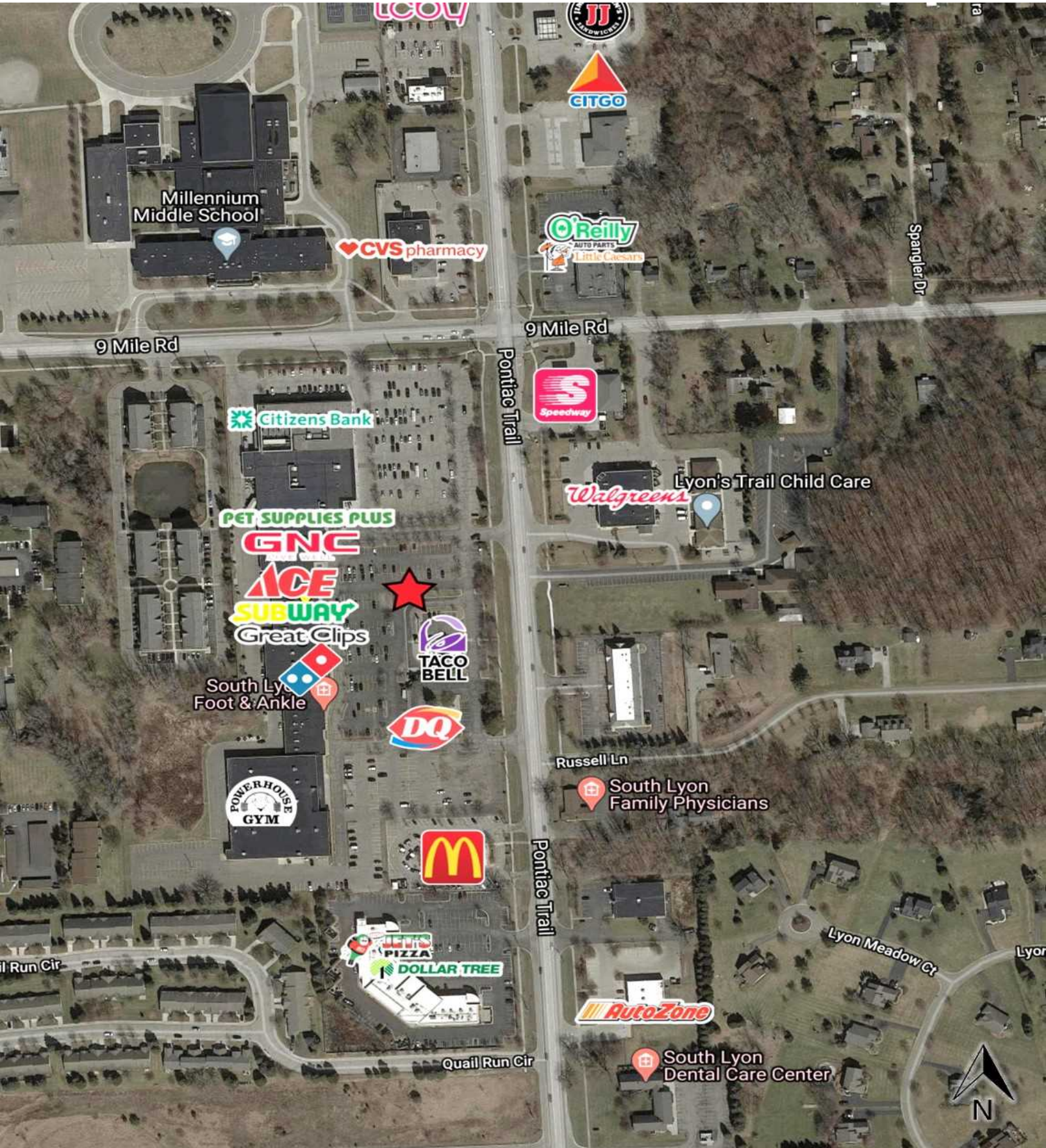
Available Size: 1,200 - 7,485 SF
Lease Rate: \$18.50 PSF
NNNs: \$3.05 PSF

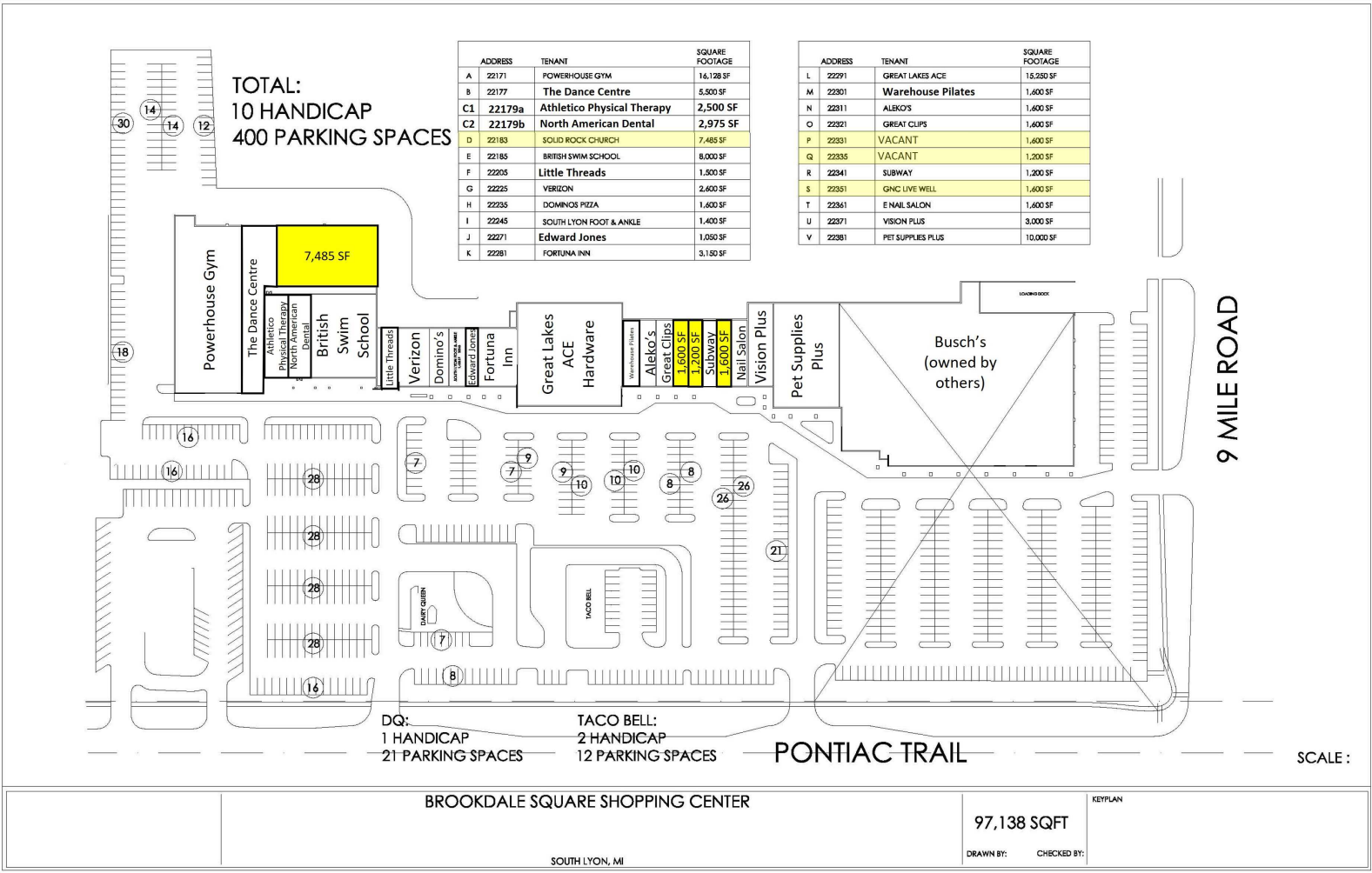


Gerdom Realty & Investment | www.GerdomRealty.com
248-242-6766 | 640 Griswold Street, Suite 100, Northville, MI 48167

MICHAEL MURPHY
mmurphy@gerdomrealty.com

TJADER GERDOM
tgerdom@gerdomrealty.com







SUMMARY PROFILE

2000-2010 Census, 2020 Estimates with 2025 Projections

Calculated using Weighted Block Centroid from Block Groups



Lat/Lon: 42.4445/-83.6511

RS1

| 22315 Pontiac Trail | | 1 mi radius | 3 mi radius | 5 mi radius |
|----------------------|---|-------------|-------------|-------------|
| South Lyon, MI 48178 | | | | |
| POPULATION | 2020 Estimated Population | 5,513 | 28,308 | 49,313 |
| | 2025 Projected Population | 5,504 | 28,276 | 49,321 |
| | 2010 Census Population | 5,372 | 24,325 | 39,948 |
| | 2000 Census Population | 5,173 | 21,072 | 34,207 |
| | Projected Annual Growth 2020 to 2025 | - | - | - |
| | Historical Annual Growth 2000 to 2020 | 0.3% | 1.7% | 2.2% |
| | 2020 Median Age | 35.1 | 41.2 | 41.4 |
| HOUSEHOLDS | 2020 Estimated Households | 2,174 | 11,090 | 19,029 |
| | 2025 Projected Households | 2,212 | 11,327 | 19,469 |
| | 2010 Census Households | 2,053 | 9,316 | 15,159 |
| | 2000 Census Households | 1,993 | 8,071 | 12,799 |
| | Projected Annual Growth 2020 to 2025 | 0.3% | 0.4% | 0.5% |
| | Historical Annual Growth 2000 to 2020 | 0.5% | 1.9% | 2.4% |
| RACE AND ETHNICITY | 2020 Estimated White | 92.6% | 92.3% | 91.7% |
| | 2020 Estimated Black or African American | 1.7% | 2.2% | 2.7% |
| | 2020 Estimated Asian or Pacific Islander | 2.8% | 2.9% | 3.0% |
| | 2020 Estimated American Indian or Native Alaskan | 0.3% | 0.3% | 0.3% |
| | 2020 Estimated Other Races | 2.6% | 2.3% | 2.2% |
| | 2020 Estimated Hispanic | 3.6% | 3.2% | 3.3% |
| INCOME | 2020 Estimated Average Household Income | \$94,911 | \$114,070 | \$116,399 |
| | 2020 Estimated Median Household Income | \$74,418 | \$94,152 | \$99,771 |
| | 2020 Estimated Per Capita Income | \$37,503 | \$44,716 | \$44,938 |
| EDUCATION (AGE 25+) | 2020 Estimated Elementary (Grade Level 0 to 8) | 1.6% | 1.1% | 1.1% |
| | 2020 Estimated Some High School (Grade Level 9 to 11) | 4.8% | 3.6% | 3.2% |
| | 2020 Estimated High School Graduate | 22.8% | 21.5% | 20.8% |
| | 2020 Estimated Some College | 21.1% | 20.9% | 20.6% |
| | 2020 Estimated Associates Degree Only | 8.6% | 8.3% | 8.7% |
| | 2020 Estimated Bachelors Degree Only | 26.9% | 27.4% | 27.6% |
| | 2020 Estimated Graduate Degree | 14.2% | 17.2% | 17.9% |
| BUSINESS | 2020 Estimated Total Businesses | 213 | 634 | 1,074 |
| | 2020 Estimated Total Employees | 1,801 | 5,270 | 9,901 |
| | 2020 Estimated Employee Population per Business | 8.4 | 8.3 | 9.2 |
| | 2020 Estimated Residential Population per Business | 25.9 | 44.7 | 45.9 |

