



PARKS SYSTEM

Sport Court Assessment

City of Shrewsbury

September 1, 2023





ACKNOWLEDGEMENTS

SHREWSBURY PARKS BOARD

Allen Cavedine
Melissa Eggleston
Amy George
Shawn Harmon
M'aggie Maranzana
Aubrey Morris
Kathy Rehmer
Dane Williams
Sarah Wurr

SHREWSBURY PARKS AND RECREATION

Chris Buck Director of Parks and Recreation
Allison Koger Recreation Supervisor

SWT Design

Jay Wohlschlaeger Partner
Andrew Vance Landscape Architect

CONTENTS

INTRODUCTION	3
PUBLIC ENGAGEMENT	4
SPORT COURT ASSESSMENT OVERVIEW	6
INDIVIDUAL SPORT COURT ASSESSMENTS	12
SPORT COURT ASSESSMENT MATRIX	24
RESULTS	26
DESIGN CONCEPTS	27
ORDER OF MAGNITUDE COST OPINIONS	32
APPENDIX I - PUBLIC MEETING BOARDS	
APPENDIX II - SURVEY MONKEY RESULTS	
APPENDIX III - FULL ORDER OF MAGNITUDE COST SHEETS	





INTRODUCTION

The City of Shrewsbury has four parks cover 43 acres and serve 6,406 residents. The parks house four tennis courts, two half basketball courts, one regulation size pickleball court, one undersized pickleball court, and one sand volleyball court.

BACKGROUND

The age and condition of the current outdoor sport courts within the Shrewsbury Parks System and a desire for additional courts in the parks was the basis for this strategic assessment and recommendations plan for courts within Shrewsbury parks. The sport courts have been evaluated based on specific criteria reviewed and confirmed with the community. This criteria allowed for a straightforward and unbiased comparison of the courts to determine priorities for improvements or replacements that will best serve the community.

PROCESS

This assessment was completed through the development of evaluation criteria with the City of Shrewsbury Staff and community. This criteria was based quality and condition of the exiting courts, and goals and expectations for sport courts within the parks system. Once established the criteria was organized into a matrix that team members used when visually assessing each court. SWT Design and Parks Staff visited all sports courts within the City of Shrewsbury parks system to complete a visual assessment and acquire neighborhood context and park history.

Upon completion of the assessment, the sport courts were scored according to their compliance with the criteria, and then recommendations for replacement need and prioritization of the sport courts were developed.

Two public meetings were held as part of this planning process. The first meeting focused on the assessment criteria and process and the second meeting was a discussion of recommendations and priorities.

INTENT

The intent of this report is to serve as a guideline for decision-making regarding updating and replacing sport courts in Shrewsbury. The Assessment Matrix should serve as a guide to understand what elements of a sport court and surrounding park are important to consider when developing a new plan, remembering that other factors, including future development, potential funding or partners, etc., may also have an impact on long-term prioritization.

An introductory public meeting was held on June 21, 2023 at the Shrewsbury Community Center. Members of the Park Board as well as community members were in attendance. Jay Wohlschlaeger and Andrew Vance, on behalf of SWT Design, presented the existing assessment, which included the Sport Court Assessment Matrix and scoring, for community review.

In addition to the public meeting an online feedback form was used through Survey Monkey to obtain input from residents who were not able to attend the meeting. This online input form was available for three weeks and 185 responses were received.

- Consider how much the courts are currently utilized
- Consider what balance of sport courts will benefit the most users
- Consider additional amenities for improved user experience
- Consider where improvements will be easiest for users to access

[illegible]

swtdesign.com | 4



PUBLIC MEETING 2

A second public meeting was held on August 2, 2023 at the Shrewsbury Community Center. Members of the Park Board and community members were in attendance. Jay Wohlschlaeger and Andrew Vance, on behalf of SWT Design, presented the sport court assessment document with some additional information based on the input received in the first meeting.

The focus of this presentation was concepts of potential sport court designs for the different parks throughout the city. Attendees were asked to provide feedback on the concepts and rank them according to their priorities for desired improvements. This feedback, along with additional input from a similar Survey Monkey that was shared with the community after the first meeting, allowed SWT Design to evaluate the preferences of the residents and form an improvement priority plan.

The online feedback for this meeting was open for five weeks and 205 responses were received.

Key discussion points included:

- Feedback of prioritization
- Future sport court opportunities and examples
- Necessity to accommodate all sports, age groups, and skill levels
- Potential to engage more of the community through survey

BRINKOP PARK

CONCEPT A

KEY

- 1 Pickleball Court
- 2 Half Basketball Court
- 3 Shade Structure/Seating

EXISTING

SPORT COURT DESIGN CONCEPTS
CITY OF SHREWSBURY PARKS SYSTEM SPORT COURT INVENTORY AND ASSESSMENT

IMPLEMENTATION PRIORITIES
PLEASE INDICATE YOUR TOP 3 PREFERENCES FOR IMPLEMENTATION FROM ALL PARK CONCEPTS USING THE NUMBERED STICKERS PROVIDED

WEHNER - CONCEPT A
2 TENNIS COURTS, 3 PICKLEBALL COURTS

1 2 3 4 5 6 7 8 9 10 11 12 13 14 15 16 17 18 19 20 21 22 23 24 25 26 27 28 29 30 31 32 33 34 35 36 37 38 39 40 41 42 43 44 45 46 47 48 49 50 51 52 53 54 55 56 57 58 59 60 61 62 63 64 65 66 67 68 69 70 71 72 73 74 75 76 77 78 79 80 81 82 83 84 85 86 87 88 89 90 91 92 93 94 95 96 97 98 99 100

WEHNER - CONCEPT B
2 TENNIS COURTS, 3 PICKLEBALL COURTS, 1 FULL BASKETBALL COURT

1 2 3 4 5 6 7 8 9 10 11 12 13 14 15 16 17 18 19 20 21 22 23 24 25 26 27 28 29 30 31 32 33 34 35 36 37 38 39 40 41 42 43 44 45 46 47 48 49 50 51 52 53 54 55 56 57 58 59 60 61 62 63 64 65 66 67 68 69 70 71 72 73 74 75 76 77 78 79 80 81 82 83 84 85 86 87 88 89 90 91 92 93 94 95 96 97 98 99 100

ACKFELD - SW CORNER CONCEPT A
REPAIR 2 TENNIS COURTS

1 2 3 4 5 6 7 8 9 10 11 12 13 14 15 16 17 18 19 20 21 22 23 24 25 26 27 28 29 30 31 32 33 34 35 36 37 38 39 40 41 42 43 44 45 46 47 48 49 50 51 52 53 54 55 56 57 58 59 60 61 62 63 64 65 66 67 68 69 70 71 72 73 74 75 76 77 78 79 80 81 82 83 84 85 86 87 88 89 90 91 92 93 94 95 96 97 98 99 100

ACKFELD - SW CORNER CONCEPT B
1 FULL BASKETBALL COURT

1 2 3 4 5 6 7 8 9 10 11 12 13 14 15 16 17 18 19 20 21 22 23 24 25 26 27 28 29 30 31 32 33 34 35 36 37 38 39 40 41 42 43 44 45 46 47 48 49 50 51 52 53 54 55 56 57 58 59 60 61 62 63 64 65 66 67 68 69 70 71 72 73 74 75 76 77 78 79 80 81 82 83 84 85 86 87 88 89 90 91 92 93 94 95 96 97 98 99 100

ACKFELD - NE CORNER CONCEPT A
2 SAND VOLLEYBALL COURTS

1 2 3 4 5 6 7 8 9 10 11 12 13 14 15 16 17 18 19 20 21 22 23 24 25 26 27 28 29 30 31 32 33 34 35 36 37 38 39 40 41 42 43 44 45 46 47 48 49 50 51 52 53 54 55 56 57 58 59 60 61 62 63 64 65 66 67 68 69 70 71 72 73 74 75 76 77 78 79 80 81 82 83 84 85 86 87 88 89 90 91 92 93 94 95 96 97 98 99 100

ACKFELD - NE CORNER CONCEPT B
3 PICKLEBALL COURTS

1 2 3 4 5 6 7 8 9 10 11 12 13 14 15 16 17 18 19 20 21 22 23 24 25 26 27 28 29 30 31 32 33 34 35 36 37 38 39 40 41 42 43 44 45 46 47 48 49 50 51 52 53 54 55 56 57 58 59 60 61 62 63 64 65 66 67 68 69 70 71 72 73 74 75 76 77 78 79 80 81 82 83 84 85 86 87 88 89 90 91 92 93 94 95 96 97 98 99 100

BRINKOP - CONCEPT A
REPAIR 1 PICKLEBALL COURT AND 1 HALF BASKETBALL COURT

1 2 3 4 5 6 7 8 9 10 11 12 13 14 15 16 17 18 19 20 21 22 23 24 25 26 27 28 29 30 31 32 33 34 35 36 37 38 39 40 41 42 43 44 45 46 47 48 49 50 51 52 53 54 55 56 57 58 59 60 61 62 63 64 65 66 67 68 69 70 71 72 73 74 75 76 77 78 79 80 81 82 83 84 85 86 87 88 89 90 91 92 93 94 95 96 97 98 99 100

PLACE POST-IT NOTES HERE

Public Meeting 02 - community implementation priority feedback



SPORT COURT ASSESSMENT OVERVIEW

Below and on the following page is an overview of the parks with sport courts in the City of Shrewsbury Parks and Recreation system. Following this overview is the assessment of each sport court within the parks system.

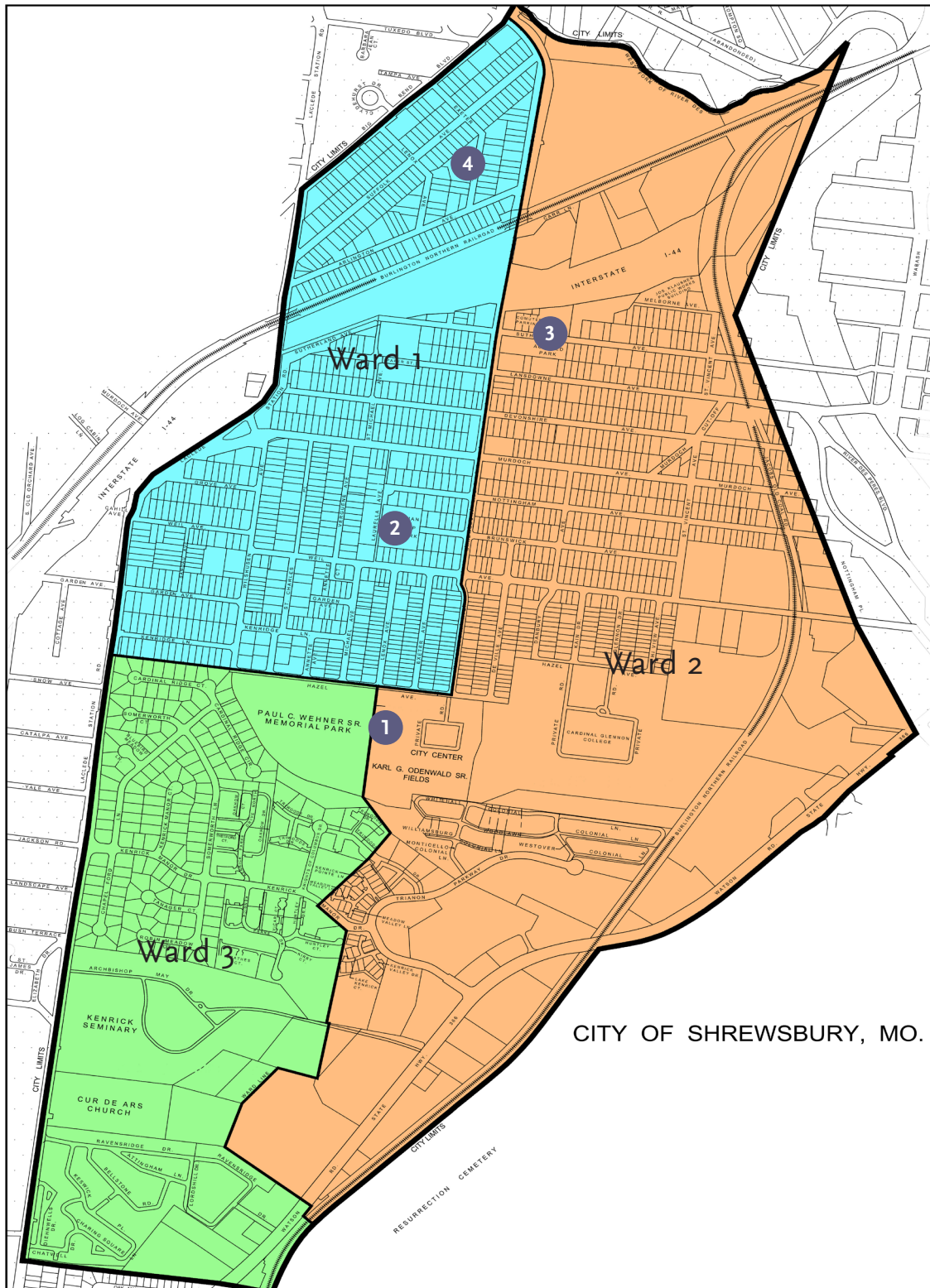
CITY OF SHREWSBURY

Municipal Wards

1

2


3



1 Wehner Park
Two Tennis Courts



2 Brinkop Park
Half Basketball Court
Two Pickleball Courts
(one regulation size)



3 Ackfeld Park
Two Tennis Courts
One Sand Volleyball Court



4 Hartry Park
Half Basketball Court





INVENTORY AND EVALUATION CRITERIA

The “Evaluation Criteria” identify factors that will aid in determining the scores for sport courts within the City of Shrewsbury. These criteria were developed keeping in mind what constitutes a safe, accessible, and usable sport court. Evaluating the sports courts based upon these criteria will result in an understanding of which best meet the city’s goals and how they compare with one another.

The criteria are organized into three categories. These categories provide a high level of organization for the inventory and evaluation criteria and separate general inventory information from scored evaluation items. The three categories include: Court (Type) & Location (general inventory information), Equipment & Accessibility, and Comfort & Convenience.

The criteria matrix is presented below, and an overview of the criteria items and scoring is provided on the following pages.

	CRITERIA	SCORE	NOTES
Court & Location	Ward		
	Surface		
	Year Installed		
Equipment & Accessibility	Age		
	General Condition		
	Paved Walk		
	Surfacing		
	Lighting		
Comfort & Convenience	Site Furnishings		
	Play Area		
	Restrooms		
	Picnic Shelter		
	Drinking Fountain		
	Lighting (Security)		
	TOTAL SCORE		



CRITERIA OVERVIEW

Court & Location - this category contains the general inventory information for each sport court and allows the city to maintain a record of this information in one location that can be updated as courts are updated, replaced, or added.

Ward: A record of the ward location for each sport court within the city. This information may be valuable when assessing future capital investment to ensure balanced distribution throughout the city.

Surface: A record of the type of sport court construction. This information will be valuable for an expected maintenance schedule and life expectancy. This criteria will also quickly identify the count types in each park.

Year Installed: Documents the year in which the sport court was installed, and is the basis for the scored “Age” criteria. This information was not available for all courts, so best estimates were identified with parks staff.

Equipment and Accessibility - this category looks at the existing sports courts and surfacing to assess the condition and accessibility. Scoring of these criteria will provide an assessment of the individual sport courts and a basis for prioritization when multiple courts are compared with one another.

Age: The age of the sport court impacts the overall value the it brings to the parks system. While many sport courts can provide recreation opportunities for an extended period of time, the older the sport courts are the more likely they will require additional maintenance or repairs and also the more likely they will become unsafe for users. Additionally, having a life-cycle replacement plan for sport courts will allow the city to better plan for financial investment within the parks and maintain the sport courts at a higher level of service throughout the parks system.

Age scoring is:

- 3 - five years old or less
- 2 - six to fourteen years old
- 0 - fifteen years or older



General Condition: A visual inspection of each sport court was performed to assess the general condition of each. This inspection focused on overall upkeep of the equipment and condition of the components. It was an inspection to assess the appearance of the sport court and the condition of the play components. The visual appearance and physical condition of a sport court can impact the desire of users to visit the space and the play value provided by the court.

Scoring for the general condition is:

- 3 - all components (surface, nets, goals, etc.) are in good condition and clean.
- 2 - overall good condition, but some visible surface cracks or equipment wear.
- 0 - significant issues with surface, equipment is cracked, broken, or removed.

Paved Accessible Walk: In evaluating the sport courts for the City of Shrewsbury it was determined that a paved walk to the is important to the success in meeting the needs of the community. In scoring this criteria it is recommended that paved walks to sport courts be accessible in slope and material, and a minimum of five feet wide to allow for safe passage of strollers or mobility aids.

With this expectation, the sport court scoring for paved accessible walks is:

- 3 - accessible paved walk five feet wide or greater
- 2 - paved walk in need of repair, less than five feet wide, or not per ADA
- 0 - no paved walk to sport court

Surfacing: While many materials are used for sport court surfacing, not all are ideal in terms of providing the highest quality of play experience. Currently the city has a coarse sand volleyball court and sport courts with asphalt, synthetic turf, and concrete surfacing. Of these surfacing materials, the concrete court provides the most consistent surface for quality of play.

Looking forward, the city would like to establish post tensioned concrete surfacing as a standard for sport courts to increase the playability standard and reduce annual maintenance costs associated with maintaining other types of surfaces.

Sport Court surfacing scoring is:

- 3 - in good condition, ideal surface for intended use
- 2 - adequate surfacing in fair condition for use
- 0 - surfacing in poor condition or not appropriate type

Lighting: Sport court lighting can provide an important additional element to the amenity, as it allows users to take advantage of the courts for more hours of the day. Careful consideration must be given to the proximity of residential neighbors, the direction lighting is aimed, and the amount of light that fixtures provide.

Lighting scoring is:

- 3 - lighting provided
- 2 - some lighting provided, older fixtures, etc.
- 0 - no lighting provided



Comfort and Convenience - The third category looks at the park elements that enhance the user experience. These items provide a recreation value on their own, but when combined with a sport court they would make the park more attractive to users. This encourages visitors to spend more time at the sport court and visit more often. When provided, these elements should all be ADA compliant and along accessible routes from the courts. These elements have been scored on a lesser scale based solely on being present at or within close proximity to the individual sport court.

Scoring for the Comfort and Convenience elements listed below is:

1 - element is present at or in close proximity to the sport court

0 - element is not present or along an accessible route to the court

Site Furnishings: Benches at a sport court provide locations to sit and watch play while or rest after playing. Trash receptacles provide visitors a location to dispose of waste and provide an opportunity to maintain a clean environment.

Shade: Shade in a play area creates an environment that allows for longer play on hot, sunny days and can reduce the temperature of the surface and fixtures on the sport courts. When provided by large canopy trees, this shade can also increase the comfort of seating around the area. Conversely, in cooler months when the trees have dropped their leaves, sun and warmth is provided at the courts. Shade can also be provided through stand-alone or integrated shade structures which may be removed in the winter months.

Restrooms: Located near a sport court, restrooms provide a convenience that will encourage longer stays and attract visitors with small children to visit a park that is not within a short walking distance from their home. Cleanliness and safety are important characteristics that will have a significant impact on the benefits restrooms bring to the park. While only the presence or absence of a restroom was considered in this scoring evaluation, these characteristics should be priorities for the parks system.

Picnic Shelter: When located near a sport court, a shelter can enhance the use of the space. Shelters can provide a location for shade or a snack/lunch during trips to the park. Sport courts can also increase the popularity of a shelter as a rental space for parties or other events by providing a recreation amenity nearby for use during these events. Shelters can be as small as a single table or as large as the city feels is appropriate for the park.

Drinking Fountain: Providing a source of drinking water near the sport courts is a comfort and convenience for users. Consideration can be given to including water bottle fillers as added convenience features to a drinking fountain.

Lighting (Security): Security level lighting will increase safety in parks where open hours or special events extend past dusk and will assist in discouraging unwanted activity and vandalism at the courts. Security cameras can also be added in addition to lighting for an additional security measure.

The following section provides a summary of scoring for each sport court.

INDIVIDUAL SPORT COURT ASSESSMENTS



WEHNER PARK



Park Features

Wehner Park is Shrewsbury's largest park consisting of 31.8 acres. It is located at 7600 Hazel Avenue and is adjacent to the Shrewsbury City Center. The park is the home of three ball fields, one soccer field, two pavilions with electricity, two playgrounds, two tennis courts, and a walking trail.

Sport Court Overview

Wehner Park has two tennis courts that were installed prior to 2000. The surfacing is synthetic turf on an asphalt base and there is a water fountain located along the path to the courts. The main playground and park pavilion which includes restrooms are located in close proximity to the courts. A paved walk connects the parking lot, playground, pavilion, and tennis courts.

SPORT COURT ASSESSMENT MATRIX



	CRITERIA	SCORE	NOTES
Court & Location	Ward	NA	Two, along the border of wards one and three
	Surface	NA	Synthetic turf on asphalt base
	Year Installed	NA	Unknown, > 25 years
Equipment & Accessibility	Age	0	Court installed over 25 years ago
	General Condition	2	Fair condition overall, nets in good condition, turf seams separating
	Paved Walk	3	Accessible path from parking to courts
	Surfacing	0	Turf is nearing end of lifespan
	Lighting	0	No court lighting provided
Comfort & Convenience	Site Furnishings	0	No benches near court
	Play Area	1	Playground with some shade located adjacent to courts
	Restrooms	1	Restroom nearby
	Picnic Shelter	1	Large shelter nearby, easy access
	Drinking Fountain	1	Drinking fountain located along path to court
	Lighting (Security)	0	No lighting along path
	TOTAL SCORE	9	

Sport Court Recommendation

Wehner Park ranked with the second highest score of the sport courts in the City of Shrewsbury parks system. However, based on the combination of high use, proximity to other existing amenities, current conditions, and community prioritization input, these courts are rated as the top priority for replacement.-.

INDIVIDUAL SPORT COURT ASSESSMENTS



BRINKOP PARK - BASKETBALL



Park Features

Brinkop Park's 3+ acres are nestled in a residential area west of the intersection at Nottingham and Laurella. The park includes a playground, ball field/open green space, half basketball court, one full size and one reduced size pickleball court, pavilion, restroom, and small parking lot.

Sport Court Overview

Brinkop Park has a half basketball court that is near the center of the park. It is near the playground, restroom, and pickleball courts. It is an asphalt court that has some surface cracking and the hoop is a newer double rimmed basket and backboard.



SPORT COURT ASSESSMENT MATRIX



	CRITERIA	SCORE	NOTES
Court & Location	Ward	NA	One
	Surface	NA	Asphalt
	Year Installed	NA	Unknown, > 25 years
Equipment & Accessibility	Age	0	Court installed over 25 years ago
	General Condition	0	Hoop in good condition, surface cracking, sloping
	Paved Walk	2	Path provided, not ADA compliant
	Surfacing	0	Sloped surface, cracks
	Lighting	2	Lighting provided
Comfort & Convenience	Site Furnishings	0	No benches next to court for players or spectators
	Play Area	1	Playgrounds with some shade located near courts
	Restrooms	1	Restroom nearby
	Picnic Shelter	1	Shelter nearby
	Drinking Fountain	1	Drinking fountain near shelter
	Lighting (Security)	1	Lighting provided along paths
	TOTAL SCORE	9	

Sport Court Recommendation

Brinkop Park half basketball court ranked in a tie for the second-highest score of all the sport courts in the City of Shrewsbury park system. Due to its high usage and community input, this court along with the adjacent pickleball court are recommended as the second highest priority for improvements. Additional shade and seating would also improve the user experience.

INDIVIDUAL SPORT COURT ASSESSMENTS



BRINKOP PARK



Park Features

Brinkop Park's 3+ acres are nestled in a residential area west of the intersection at Nottingham and Laurella. The park includes a playground, ball field/open green space, half basketball court, one full size and one reduced size pickleball court, pavilion, restroom, and small parking lot.

Sport Court Overview

Brinkop Park has one full-sized and one reduced size pickleball court located near the playground, restroom, and half basketball court.

The courts were created by modifying a previously full-size basketball court and use portable nets. Surface cracking and sloping pavement impact play quality. The courts do have lighting but the noise of the game can be a nuisance to neighbors in the evening.

The reduced size court is not popular because it's size makes games difficult to play.



SPORT COURT ASSESSMENT MATRIX



	CRITERIA	SCORE	NOTES
Court & Location	Ward	NA	One
	Surface	NA	Asphalt
	Year Installed	NA	Unknown, > 25 years
Equipment & Accessibility	Age	0	Surface installed over 25 years ago
	General Condition	0	Portable net, surface cracking, sloping, 2nd court is undersized
	Paved Walk	2	Path provided from parking to courts, not ADA compliant
	Surfacing	0	Sloped surface, cracks
	Lighting	2	Lighting provided
Comfort & Convenience	Site Furnishings	0	No benches next to court for players or spectators
	Play Area	1	Playgrounds with some shade located near courts
	Restrooms	1	Restroom nearby
	Picnic Shelter	1	Shelter nearby
	Drinking Fountain	1	Drinking fountain near shelter
	Lighting (Security)	1	Lighting provided along paths
	TOTAL SCORE	9	

Sport Court Recommendation

Brinkop Park pickleball courts scored even with the half basketball and Wehner tennis as the second-highest score in the evaluation of sport courts in the City of Shrewsbury park system. Due to its high usage and impact of the demand for these courts on the park and neighborhood, these courts along with the adjacent half basketball court are the second highest priority for improvements. Additional shade and seating would also improve the user experience.

INDIVIDUAL SPORT COURT ASSESSMENTS



ACKFELD PARK



Park Features

Ackfeld Park consists of a total of 6.8 acres of land. It is located at the intersection of Shrewsbury Avenue and Sutherland Ave., adjacent to the Police and Fire Station. The park has a ballfield and two tennis courts. A sand volleyball court is located east of the aquatic center parking lot.

Sport Court Overview

The two tennis courts at Ackfeld Park have a synthetic turf surface on an asphalt base. While they do offer lighting, a bench, and water fountain, there is only a portable restroom and no shade for court users. The fence and court surface are showing many signs of their age of over 25 years.



SPORT COURT ASSESSMENT MATRIX



	CRITERIA	SCORE	NOTES
Court & Location	Ward	NA	Two
	Surface	NA	Synthetic turf on asphalt base
	Year Installed	NA	Unknown, > 25 years
Equipment & Accessibility	Age	0	Court installed over 25 years ago
	General Condition	0	Fair to poor condition overall, nets in good condition, turf seams separating, chainlink fence pushed out of shape
	Paved Walk	2	Path provided from parking to courts
	Surfacing	0	Turf is nearing end of lifespan
	Lighting	2	Court lighting provided
Comfort & Convenience	Site Furnishings	1	Bench located along path
	Play Area	0	No playground located nearby
	Restrooms	0	Portable restroom along path
	Picnic Shelter	0	No shelter provided
	Drinking Fountain	1	Drinking fountain located along path to court
	Lighting (Security)	1	Lighting provided, located next to police station
	TOTAL SCORE	7	

Sport Court Recommendation

The two tennis courts at Ackfeld received the second lowest score in the City of Shrewsbury parks system. Due to limited supporting comfort and convenience amenities, lower desire for usage, and unknown future of the adjacent police and fire property, the recommendation for replacement of these courts is a low priority at the current time.

INDIVIDUAL SPORT COURT ASSESSMENTS



ACKFELD PARK



Park Features

Ackfeld Park consists of a total of 6.8 acres of land. It is located at the intersection of Shrewsbury Avenue and Sutherland Ave., adjacent to the Police and Fire Station. The park has a ballfield and two tennis courts. A sand volleyball court is located east of the aquatic center parking lot.

Sport Court Overview

The sand volleyball court at Ackfeld Park has a coarse sand surface that is being encroached by the surrounding grass and weeds. It is isolated on the north side of Melbourne Ave. and only offers a picnic table as a supporting amenity for users. Parking is limited to street parking or a short walk from the aquatic center parking lot.



SPORT COURT ASSESSMENT MATRIX



	CRITERIA	SCORE	NOTES
Court & Location	Ward	NA	Two
	Surface	NA	Course Sand
	Year Installed	NA	Unknown, > 25 years
Equipment & Accessibility	Age	0	Court installed over 25 years ago
	General Condition	2	Court overgrown in locations
	Paved Walk	0	No paved access
	Surfacing	2	Course sand
	Lighting	0	No lighting
Comfort & Convenience	Site Furnishings	1	Picnic table and trash
	Play Area	0	No playground located nearby
	Restrooms	0	No restroom nearby
	Picnic Shelter	0	No shelter provided
	Drinking Fountain	0	No drinking fountain
	Lighting (Security)	0	No lighting
	TOTAL SCORE	5	

Sport Court Recommendation

The sand volleyball court at Ackfeld received the lowest score in the City of Shrewsbury parks system. While the lowest score, this amenity also received the lowest support for replacement from community input. The recommendation for improvements or replacement of this court is a low priority at this time. Recommendations for this area should consider adding a second court for more programming opportunity or replacement with another amenity. Parking should be considered with any improvements for convenience and consideration of residences on the other side of Melbourne Ave.

INDIVIDUAL SPORT COURT ASSESSMENTS



HARTRY PARK



Park Features

Hartry Park is the smallest park in the City of Shrewsbury. The park is one acre in size and is located at 4100 Exeter Ave. There is a playground, picnic pavilion, loop trail, and a half basketball court.

Sport Court Overview

The Hartry Park half basketball court was rebuilt in 2021. It has an accessible path, with water fountain and benches, that leads to the nearby playground and pavilion. Mature trees provide shade and lighting allows for extended play time.



SPORT COURT ASSESSMENT MATRIX



	CRITERIA	SCORE	NOTES
Court & Location	Ward	NA	One
	Surface	NA	Concrete
	Year Installed	NA	2021
Equipment & Accessibility	Age	3	Surface installed less than 5 years ago
	General Condition	3	Hoop in good condition, surface flat and in good shape
	Paved Walk	3	Accessible Path provided from parking to courts
	Surfacing	3	Ideal surface for use
	Lighting	3	Lighting provided
Comfort & Convenience	Site Furnishings	1	Beach provided
	Play Area	1	Playground with some shade located near courts
	Restrooms	0	Portable restroom in park
	Picnic Shelter	1	Shelter close to court
	Drinking Fountain	1	Drinking fountain located close to court
	Lighting (Security)	1	Lighting provided along paths
	TOTAL SCORE	20	

Sport Court Recommendation

Hartry Park half basketball court received the highest assessment score of all the sport courts in the City of Shrewsbury parks system. Substantial improvements were completed when the park and sport court were renovated in 2021, so no additional improvements to the basketball court are recommended at this time.



SPORT COURT ASSESSMENT MATRIX

The Sport Court Assessment Matrix has been developed to evaluate the City of Shrewsbury's sport courts. The matrix provides general information about the playgrounds under the "Key Criteria" category. This is information that is important and relevant to the assessment of the playgrounds, but it is not scored as they do not impact the safety or play value or the playground. The "Evaluation Criteria" items are scored and weighted to assess the value provided by each playground and the need for improvements or replacement. A detailed summary of this criteria is presented in the previous section.

	Key Criteria (Not Scored)			Evaluation Criteria				
	Type and Location			Courts and Conditions				
	Ward	Surface	Year Installed	Age	General Condition	Paved Walk	Surfacing	Lighting
Wehner Park Tennis Courts	Two	Synthetic turf on asphalt base	Unknown, >25 years	0	2	3	0	0
Brinkop Park Basketball Court	One	Asphalt	Unknown, >25 years	0	0	2	0	2
Brinkop Park Pickleball Courts	One	Asphalt	Unknown, >25 years	0	0	2	0	2
Ackfeld Park Tennis Courts	Two	Synthetic turf on asphalt base	Unknown, >25 years	0	0	2	0	2
Ackfeld Park Sand Volleyball Court	Two	Coarse sand	Unknown, >25 years	0	2	0	2	0
Hartry Park Basketball Court	One	Concrete	2021	3	3	3	3	3



Evaluation Criteria						TOTAL SCORE
Comfort & Convenience						
Site Furnishings	Play Area	Restroom	Picnic Shelter	Drinking Fountain	Lighting (Security)	
O	1	1	1	1	O	9
O	1	1	1	1	1	9
O	1	1	1	1	1	9
1	O	O	O	1	1	7
1	O	O	O	O	O	5
1	1	O	1	1	1	20



RESULTS AND PARK RECOMMENDATIONS

RECOMMENDATIONS

The following pages summarize the results of the assessment scoring and the impact of community and staff input to define prioritization for the future of sport courts throughout the Shrewsbury Parks System.

In addition to identifying priorities for improving courts, this section includes concept designs and order-of-magnitude costing for sport court improvements in each park. These concepts were reviewed with the community and feedback on the concepts was incorporated into the final designs and implementation priorities.

Order-of-magnitude cost opinions are included with each of the preferred concepts. This costing will provide a tool for the City of Shrewsbury to use in budgeting and funding applications for strategic planning of sport court improvements implementation.

RANKING VS. PRIORITIZATION

The sport court ranking may appear relatively clear upon first glance; however, other factors such as neighborhood or city-wide use and community input on implementation priorities need to be taken into consideration before finalizing measures to update or replace the sport courts. For example, Ackfeld Sand Volleyball Court received the lowest ranking, lining it up for the top of the list for replacement. However, the sand volleyball court is not in as high demand from the community compared to pickleball and tennis courts. Therefore its recommended priority for replacement is lower than the courts.

Below are the side-by-side priority rankings showing how the consideration of community and staff input in prioritization results in a modified order compared to just the criteria assessment.

Criteria Assessment Based Prioritization Ranking (low to high)

1. Ackfeld Park Sand Volleyball Court
2. Ackfeld Park Tennis Courts
3. (tie) Wehner Park Tennis Courts
Brinkop Pickleball Courts
Brinkop Half Basketball Court
6. Hartry Park Half Basketball Court

Community Input and Assessment Prioritization Ranking (high to low)

1. Wehner Park Tennis and Pickleball
2. Brinkop Pickleball Court
3. Brinkop Half Basketball Court
4. Ackfeld Tennis Courts
5. Ackfeld Sand Volleyball Court
6. Hartry Park Half Basketball Court

Parks that received lower scores and are heavily used receive the highest prioritization recommendation while parks that receive higher scores or are not as frequently used received lower prioritization recommendations.




RECOMMENDATION - DESIGN CONCEPTS

Wehner Park - Base

Wehner Park was identified as the top priority for court renovation due to the popularity of the park, walkability from residential neighborhoods, and space available for court and parking development.

The recommendation for Wehner Park is to create a sport court complex supported by the existing shelter with restrooms, playground, and parking. This base complex identified as a phase one implementation would focus on replacing the two tennis courts and adding three pickleball courts. A bocce or other yard game space for flexible use is included with the pickleball courts and provides an additional amenity area with the courts. These courts are supported by shade structures and benches located between the courts, and by accessible walks connecting to the existing walks at the playground and shelter.

Additional parking is proposed on the east side of the existing entry drive from Hazel Avenue and a staircase connections from the new courts to the existing parking around the community center will make this parking available to support the courts, significantly increasing parking for this section of the park. (see page 32 for cost opinion)



CONCEPT - BASE

1. Tennis Courts
(2 total)
2. Pickleball Courts
(3 total)
3. Bocce / Yard Game
Court Space
4. Shade Structures /
Seating
5. Walk Connection
6. Upper Parking
Stair Connection
7. Additional Parking

RECOMMENDATION - DESIGN CONCEPTS

Wehner Park - Full




This modification to the base plan was preferred by the community when asked at the second public meeting and in the online Survey Monkey to identify the version they would like to see implemented. Based on anticipated budgets for implementation we have noted this Full concept as a likely future phase of implementation at Wehner Park.

This version of recommendation for Wehner Park expands the sport court complex to include a full-size basketball court north of the tennis and pickleball courts. This concept retains the bocce / yard game space and shade structures with seating between the courts, and adds shade and seating for the basketball court on its north side.

The additional parking on the east side of the existing entry drive from Hazel Avenue is included and a second staircase is included north of the tennis courts for access from the upper lot to the basketball court.

Implementation of this phase will be defined by future improvements budgets and consideration of a full size basketball court at Ackfeld Park. (see page 32 for cost opinion)



CONCEPT - FULL

1. Basketball Court
(1 total)
2. Shade Structures /
Seating
3. Upper Parking
Stair Connection



RECOMMENDATION - DESIGN CONCEPTS

Ackfeld Park - Tennis Courts

The tennis courts at Ackfeld Park scored low on condition and supporting amenities. While in a high visibility location, these courts are more difficult to access from neighborhoods and the park lacks the space for expanded courts and parking needed to support updated and larger court development. The uncertainty regarding the future of the police and fire station building adjacent to the courts is another factor that impacts the potential for future courts.

Based on these conditions, the recommendation for Ackfeld Park tennis courts include two potential improvement scenarios. A final determination for the desired implementation should be made with additional Staff and community input based on which courts are included at Wehner Park and what is decided regarding the Shrewsbury Police and Fire Station property. These identified scenarios are:

- 1. Tennis Courts** - replace the existing courts, fencing, and lighting. For this renovation the courts are proposed to be asphalt paving with court surfacing. This option may be considered if a first phase of improvements at Wehner Park focuses on removal of the existing tennis and replacing with only the three pickleball courts. This asphalt court replacement would be more cost effective than the post-tensioned courts identified at Wehner.
- 2. Full Court Basketball** - this scenario was developed based on visibility and potential for use by police and fire if the building and public services remain in this location. Development of this full basketball may also prevent the need for developing a court in Wehner Park.

Community preference at the second open house was in favor of basketball by a vote of eight to two (see page 5 of this document), while the online feedback was more evenly split between the two concepts with 99 in favor of basketball (51%) and 94 preferring tennis (49%) and parking. (see page 33 for cost opinions)



CONCEPT A - TENNIS

1. Asphalt Tennis Courts (2 total)



CONCEPT B - BASKETBALL

1. Post Tensioned Basketball Court (1 total)
2. Accessible walk and Shade Structure with Seating



RECOMMENDATION - DESIGN CONCEPTS

Ackfeld Park - Sand Volleyball Court

Located at the northwest corner of Ackfeld Park, near the Public Works yard on Melbourne Avenue the existing sand volleyball court in the Shrewsbury Parks System scored the lowest in the evaluation matrix, but was also the lowest priority of the community for renovation and implementation. As a result of the low priority ranking from the community and limited space for improvements and parking at this location this existing sports court is the lowest priority for implementation.

We looking at improvements a key consideration was the potential for activating this remote area of the park and creating sports courts that would attract users and provide opportunity for programs. Two needs identified for accomplishing this goal were to have multiple courts to accommodate potential events or league use, and providing parking near the courts.

These parameters for sports courts in this location of the park resulted in two concept designs. A final determination for the desired implementation should be made with additional Staff and community input following implementation of court improvements throughout the parks system and identification of the approach that would bring the greatest value and level of use. The identified scenarios are:

- 1. Sand Volleyball Courts (2 total)** - improved court conditions including overall orientation, use of white beach sand, the addition of a second court, and improved access with shaded seating will increase the desirability of this court area within the parks. A total of 10-15 parking spaces are proposed along Melbourne Ave.
- 2. Pickleball Courts (3 total)** - following improvements at Wehner and Brinkop Parks, if pickleball is still in demand, development of three courts would provide additional court space in a location further north in the city. A total of 10-15 parking spaces are proposed along Melbourne Ave.

Community input at the second open house included no prioritization of this improvements area within anyone's top three improvements (see page 5 of this document). The online feedback does indicate a slight preference for pickleball at this time with a 53% (105 votes) to 47% (93 votes) advantage. (see page 33 for cost opinions)



CONCEPT A - SAND VOLLEYBALL

1. Sand Volleyball Courts (2 total)
2. Add Shade Structure/Seating
3. Add Parking on Melbourne Ave. (10-15 spaces)



CONCEPT B - PICKLEBALL

1. Pickleball Courts (3 total)
2. Add Shade Structure/Seating
3. Add Parking on Melbourne Ave. (10-15 spaces)

RECOMMENDATION - DESIGN CONCEPTS

Brinkop Park



With its main entry and parking located on Nottingham/Laurella Avenue, and bordered by residential yards, Brinkop Park is a neighborhood park that currently provides the only outdoor pickleball courts and one of two half basketball courts in the parks system. The criteria assessment and prioritization ranked Brinkop near the top due to additional amenities within the park and the popularity of this park for the courts and overall.

The Shrewsbury Parks and Recreation Department has plans for a master plan update of Brinkop Park that will include a more complete assessment and recommendations for the entire park, including the courts. For this study, recommendations focused on modifications to the existing courts that would address deficiencies and concerns, and compliment the recommendations for courts in other parks.

The recommendation for Brinkop Park are intended to improve the play experience for both basketball and pickleball, and provide a seating area for those waiting or watching to play. To improve the play experience and better define each area, the undersized pickleball court is removed and the existing regulation size court is repaved and striped with perimeter fencing. Similarly, the half-court basketball is repaved and striped. With the removal of the second pickleball court, a central shade structure with seating is provided. This element will separate the uses and give those waiting for either court a place to sit and watch.

Community input at the second open house identified these improvements as the second highest priority behind Wehner Park, while the online input had it at number three, behind Wehner and Ackfeld (basketball). Any improvements to Brinkop should be coordinated with the timing of the overall park master plan. (see page 34 for cost opinion)



CONCEPT KEY

1. Repave Half Basketball Court
2. Repave Regulation Pickleball Court
3. Accessible Walks from Existing Trails
4. Add Shade Structure/Seating

RECOMMENDATION - ORDER OF MAGNITUDE COST OPINIONS



Wehner Park

1. Wehner Park Base Improvements

Item	Quantity	Unit	Unit Cost	Subtotal
Description, Site Preparation and Earthwork	1	AL	\$10,000.00	\$10,000.00
Site Utilities and Drainage / MSD	1	AL	\$90,000.00	\$90,000.00
New Tensoned Concrete Tennis Courts	1	AL	\$25,000.00	\$25,000.00
Tennis Court Lighting	1	AL	\$100,000.00	\$100,000.00
New Tensoned Concrete Pickleball Courts	1	AL	\$25,000.00	\$25,000.00
Pickleball Court Lighting (Includes Boxes/Land Game area)	1	AL	\$85,000.00	\$85,000.00
Boxes / Yard Game Court with Seating	1	AL	\$25,000.00	\$25,000.00
Concrete Walls and Paving at Shade Seating	3700	sf	\$9.00	\$33,300.00
Shade Structures	3	ea	\$25,000.00	\$75,000.00
Tables at Shade Structures	6	ea	\$4,500.00	\$27,000.00
Hillside Seals and Walk Connection to Courts	1	AL	\$85,000.00	\$85,000.00
Additional Paving	1	AL	\$30,000.00	\$30,000.00
Site Restoration / Soil	770	sf	\$9.00	\$6,930.00
			Sub total:	\$933,430.00
			Project Contingency (50%)	\$466,715.00
			Contractor Soft Costs (15%)	\$139,012.50
			Design and Engineering Fees (15%)	\$139,012.50
			Grand Total:	\$1,577,495.70

2. Wehner Park Full Improvements (add Basketball and Pickle)

Item	Quantity	Unit	Unit Cost	Subtotal
Description, Site Preparation and Earthwork	1	AL	\$5,000.00	\$5,000.00
Site Utilities and Drainage / MSD	1	AL	\$30,000.00	\$30,000.00
New Tensoned Concrete Basketball Court	1	AL	\$200,000.00	\$200,000.00
Basketball Court Lighting	1	AL	\$85,000.00	\$85,000.00
Concrete Walls and Paving at Shade Seating	1000	sf	\$9.00	\$9,000.00
Shade Structures	1	ea	\$25,000.00	\$25,000.00
Tables at Shade Structures	2	ea	\$4,500.00	\$9,000.00
Hillside Seals and Walk Connection to Courts	1	AL	\$85,000.00	\$85,000.00
Site Restoration / Soil	200	sf	\$9.00	\$1,800.00
			Sub total:	\$569,500.00
			Project Contingency (50%)	\$284,750.00
			Contractor Soft Costs (15%)	\$85,425.00
			Design and Engineering Fees (15%)	\$85,425.00
			Grand Total:	\$944,612.90

RECOMMENDATION - ORDER OF MAGNITUDE COST OPINIONS



Ackfeld Park - Tennis Courts

1 Ackfeld Park - Tennis Courts

Item	Quantity	Unit	Unit Cost	Amount
Demolition, Site Preparation	1	al	\$10,000.00	\$10,000.00
Asphalt Tennis Courts (two courts)	1	al	\$80,000.00	\$80,000.00
Site Restoration / Seal	300	sq	\$4.00	\$1,200.00
Sub total:				\$112,700.00
Project Contingency (50%)				\$56,350.00
Contractor Soft Costs (15%)				\$16,905.00
Design and Engineering Fees (15%)				\$16,905.00
Grand Total:				\$199,463.00

2 Ackfeld Park - Basketball Courts

Item	Quantity	Unit	Unit Cost	Amount
Demolition, Site Preparation and Earthwork	1	al	\$10,000.00	\$10,000.00
Site Utilities and Drainage / MSD	1	al	\$20,000.00	\$20,000.00
Port-Tonamental Concrete Basketball Court with Baseline, and Seal	1	al	\$85,000.00	\$85,000.00
Basketball Court Lighting	1	al	\$85,000.00	\$85,000.00
Concrete Walls and Parking at Shade Seating	700	sf	\$9.00	\$6,300.00
Shade Structure Two-Peak Hip Shade Sall (20'x14')	1	ea	\$85,000.00	\$85,000.00
Tallies at Shade Structures	1	ea	\$500.00	\$500.00
Site Restoration/ Seal	900	sq	\$9.00	\$8,100.00
Sub total:				\$286,300.00
Project Contingency (50%)				\$143,150.00
Contractor Soft Costs (15%)				\$55,845.00
Design and Engineering Fees (15%)				\$55,845.00
Grand Total:				\$483,840.00

Ackfeld Park - Tennis Courts

3 Ackfeld Park - Pickleball Courts

Item	Quantity	Unit	Unit Cost	Amount
Demolition, Site Preparation and Earthwork	1	al	\$8,500.00	\$8,500.00
Site Utilities and Drainage / MSD	1	al	\$8,000.00	\$8,000.00
Port-Tonamental Concrete Pickleball Courts with Surfacing and Fee	1	al	\$95,000.00	\$95,000.00
Pickleball Court Lighting	1	al	\$85,000.00	\$85,000.00
Concrete Walls and Parking at Shade Seating	1300	sf	\$9.00	\$11,700.00
Shade Structure Two-Peak Hip Shade Sall (20'x14')	1	ea	\$85,000.00	\$85,000.00
Tallies at Shade Structures	2	ea	\$9,000.00	\$18,000.00
Additional Parking	1	al	\$85,000.00	\$85,000.00
Site Restoration/ Seal	400	sq	\$9.00	\$3,600.00
Sub total:				\$369,250.00
Project Contingency (50%)				\$184,625.00
Contractor Soft Costs (15%)				\$70,000.00
Design and Engineering Fees (15%)				\$70,000.00
Grand Total:				\$624,032.50

4 Ackfeld Park - Badminton Courts

Item	Quantity	Unit	Unit Cost	Amount
Demolition, Site Preparation and Earthwork	1	al	\$8,500.00	\$8,500.00
Site Utilities and Drainage / MSD	1	al	\$8,000.00	\$8,000.00
Seal Volleyball Courts with Fencing (two courts)	1	al	\$60,000.00	\$60,000.00
Seal Volleyball Court Lighting	1	al	\$85,000.00	\$85,000.00
Concrete Walls and Parking at Shade Seating	1300	sf	\$9.00	\$11,700.00
Shade Structure Two-Peak Hip Shade Sall (20'x14')	1	ea	\$85,000.00	\$85,000.00
Tallies at Shade Structures	2	ea	\$9,000.00	\$18,000.00
Additional Parking	1	al	\$85,000.00	\$85,000.00
Site Restoration/ Seal	400	sq	\$9.00	\$3,600.00
Sub total:				\$234,250.00
Project Contingency (50%)				\$117,125.00
Contractor Soft Costs (15%)				\$45,675.00
Design and Engineering Fees (15%)				\$45,675.00
Grand Total:				\$395,825.00



Brinkop Park

Brinkop Park

Item	Quantity	Unit	Unit Cost	Subtotal
Clearing, Site Preparation and Earthwork	1	sl	\$10,000.00	\$10,000.00
Site Utilities and Drainage / MSD	1	sl	\$25,000.00	\$25,000.00
New Asphalt Drives	1	sl	\$60,000.00	\$60,000.00
Concrete Walks and Paving at Shade Seating	750	sf	\$9.00	\$6,750.00
Shade Structure	1	ea	\$25,000.00	\$25,000.00
Tables at Shade Structure	2	ea	\$2,500.00	\$5,000.00
Site Maintenance / Soil	400	cy	\$9.00	\$3,600.00
Sub total:				\$135,350.00
Project Contingency (50%)				\$67,675.00
Contractor Soft Costs (15%)				\$20,302.50
Design and Engineering Fees (15%)				\$20,302.50
Grand Total:				\$228,741.50