

MASTER FEE SCHEDULE

TITLE 1- GENERAL PROVISIONS		
CHAPTER / SECTION	FEE TYPE	AMOUNT
1.24.060	Public Record Act- Cost for Providing Copies of Public Records- Cost for Paper Copies	\$0.15 Per Page
1.24.060	Public Record Act- Cost for Providing Copies of Public Records- CD-ROM	\$20
1.24.060	Public Record Act- Cost for Providing Copies of Public Records- Tape Recordings	\$15

TITLE 2- ADMINISTRATION AND PERSONNEL

CHAPTER / SECTION	FEE TYPE	AMOUNT
2.16.220	Municipal Court System- Civil Jury Trials- Jury Pay	\$10 Daily
2.46.080	Storm and Surface Water Utility- Rates- Methodology-ERU	\$12.70 Per Month
2.46.090	Storm and Surface Water Utility- Rates- Fee Calculation- Class 1 Single-family/Multifamily/Condos with 1 Unit	\$12.70 Per Month
2.46.090	Storm and Surface Water Utility- Rates- Fee Calculation- Class 2 Multifamily/Condos with 2 or more units	50% of Class 1/Per-Unit Basis
2.46.090	Storm and Surface Water Utility- Rates- Fee Calculation- Class 3 Commercial / Industrial	\$12.70 Per 10,000 Sq. Ft. of land or \$25.40 Per 10,000 Sq. Ft. of impervious surface
2.46.090	Storm and Surface Water Utility- Rates- Fee Calculation- Class 4 Public-Use Customers (schools, government buildings, etc.)	\$12.70 Per 10,000 Sq. Ft. of land or \$25.40 Per 10,000 Sq. Ft. of impervious surface
2.46.090	Storm and Surface Water Utility- Rates- Fee Calculation- Class 5 Mixed Use Structures	\$12.70 Per Month/Per Commercial Unit for every 10,000 Sq. Ft. of land and \$12.70 Per Month/Per Unit, Unless 3+ Residential, the fee shall be 50% of the Class 1/Per-Unit Basis
2.100.040	Service Award Recognition Program for Employees-Employee Recognition Program Token Appreciation Award	Up to \$50

	Years of service	Value of item	Examples of type of item
2.100.040	1	\$15.00	City logo hat or mug
	5	35	City logo polo shirt/sweater
	10	65	City logo jacket/coat/vest
	20	100	City logo article

TITLE 2 - ADMINISTRATION AND PERSONNEL

Chapter 2.80 SEDRO-WOOLLEY UNION CEMETERY

Section 2.80.040 Rates.

Burial Space	
Burial Space (Includes space at \$800.00; endowment at \$100.00)	\$900.00
Double Burial Single Space (1 full body and 1 cremains or 2 cremains) Requires purchase of burial space; fee for each additional burial	\$300.00 Additional
Triple Burial Single Space (1 full body and 2 cremains) Requires purchase of burial space; fee for each additional burial	\$300.00 additional
Opening/Closing (Includes tent, chairs, greens and equipment)	\$750.00
Standard Size Concrete Liner (Includes purchase price and handling) (Oversize liner price on request)	\$650.00 + Sales Tax
Concrete Vault (Handling fee only)	\$175.00
Headstone Reset Fee	\$50.00
Headstone Setting	\$200.00
Urn Space	
Urn Space (Includes space at \$400.00; endowment at \$100.00)	\$500.00
Double Burial Single Space Requires Purchase of Burial Space; Fee for Each Addition Burial	\$300.00 Additional
Opening/Closing (Includes tent, chairs and greens)	\$300.00
Opening/Closing (No tent, chairs or greens)	\$150.00
Urn Vault (Includes purchase price and handling)	\$150.00 + Sales Tax
Headstone Setting	\$200.00
Baby Space	
Baby Space (Includes space at \$300.00; endowment at \$100.00)	\$400.00
Opening/Closing (Includes tent, chairs and greens)	\$300.00
Opening/Closing (No tent, chairs or greens)	\$150.00
Concrete Baby Liner (Includes purchase price and handling)	\$225.00 + Sales Tax
Combo (Liner/Casket) (Handling fee only)	\$75.00
Headstone Setting	\$200.00

Columbarium Niche Wall (* Single inurnments only)	
Niche Space (Includes space at variable price by location; and endowment at \$100.00)*	Niche Space (Includes space at variable price by location; and endowment at \$100.00)* Row 1 (top) \$750.00 Row 2 \$700.00 Row 3 \$650.00 Row 4 \$600.00
Opening/Closing (Includes tent, chairs and greens) \$275.00	\$275.00
Opening/Closing (No tent, chairs or greens)	\$175.00
Inscription (Single shutter inscription)	\$200.00 + Sales Tax
Columbarium Niche Wall "Estate Unit" (* Single inurnments only)	
Niche space* (11-7/8" x 11-7/8" x 15-1/2") (Includes space and endowment at \$100.00)	
Niches 1 through 4	\$1,350.00 Each
Niches 5 through 10	\$1,200.00 Each
Niches 11 and 12	\$1,100.00 Each
Niches 13 and 14	\$1,100.00 Each
2 plus cremains per niche	1-1/2 times single unit price
Opening/Closing (Includes tent, chairs and greens)	\$275.00
Opening/Closing (No tent, chairs or greens)	\$175.00
Inscription (Single shutter inscription) each cremains \$175.00 + Sales Tax	\$175.00 + Sales Tax
Additional Labor Charges (***) Maximum of two headstones per grave space)	
Saturday Service (Standard Burial)	\$450.00
Saturday Service (Cremation)	\$250.00
Sunday/Holiday Service (Standard Burial)	\$550.00
Sunday/Holiday Service (Cremation)	\$300.00
Additional Headstone on Existing Grave Space	\$200.00***
Setting of Headstone Flower Vase	\$25.00
Chapel Services at 3:00 p.m. or Later	\$150.00
Disinterment	
Casket/any removal	\$1,000.00
Casket/Relocation within Union Cemetery	\$1,400.00
Urn/any removal	\$225.00
Urn/Relocation within Union Cemetery	\$310.00

TITLE 3- REVENUE AND FINANCE		
CHAPTER / SECTION	FEE TYPE	AMOUNT
3.06.060	Lodging Tax- Violations- Penalties	Up to \$500 Per Violation/Per Day
3.64.010	Established Check-Handling Charge	\$30
Fees for Police and Fire Reports or Services Fees Table		
3.60.010	Service	Fee
1	Record check (includes clearing letter for visa, passport, etc.)	Per name \$10.00
2	Fingerprint cards (including applicants for concealed weapons permits)	\$10 (Up to 2)+ \$3 for Additional
3	Annual report	Per Report \$15.00
4	Traffic accident or fire incident report	Up to 2 pages \$5.00 3-20 pages \$10.00 Each additional page \$0.50
5	Traffic accident or fire incident witness statements	Per Statement \$4.00
6	Photographs (copies) minimum fees: up to 8 x 10 (cost of photos will be not less than the cost to the city for reproduction)	First Copy- Black/White: \$7.00 Colored: \$9.00 Additional Copy- Black/White: \$2.00 Colored:\$4.00 Extra Negatives- Black/White: \$3.00 Colored:\$4.00
7	Body worn camera videos and redaction Services	Fees To Be Determined

TITLE 5- BUSINESS LICENSES AND REGULATIONS

CHAPTER / SECTION	FEE TYPE	AMOUNT
5.04.030	Business License Fee- Serving Beer, Wine, Spirits or Authority of the Washington State Liquor and Cannabis Board	\$250 Annually
5.04.030	Business License Fee- Pawnbroker	\$135 Annually
5.04.030	Business License Fee- Mobile Vending	\$75 Annually
5.04.030	Business License Fee- Taxicabs	\$135 Annually
5.04.030	Business License Fee- Extension Vendors	\$200 Annually/Per location
5.04.030	Business License Fee- Growing, Processing and Selling of Marijuana	\$250 Annually
5.04.030	Business License Fee- General Business	\$35 Annually
5.40.060	FAILURE TO PAY TAX PENALTY	
	1—10 days late	5% of tax due
	11—20 days late	10% of tax due
	21—31 days late	10% of tax due
	32—60 days late	20% of tax due
5.04.060	(B.) Penalty Amount	Per Finance Director

TITLE 6- ANIMALS		
CHAPTER / SECTION	FEE TYPE	AMOUNT
6.08.220	Impound Fees	\$25 + \$10 Day After 2 Days
6.08.300	Animal Control Infractions	\$150
6.16.020	Potentially Dangerous Dog- Registration Fee	\$250 + \$50 Annually
6.16.040	Dangerous Dog- Registration Fee	\$500 + \$100 Annually
6.16.060	Potentially Dangerous Dog- Fail to Register or Renew Penalty	\$250
6.16.060	Dangerous Dog- Fail to Register or Renew Penalty	\$500
6.16.070	Potentially Dangerous and Dangerous Dogs Enforcement- Animal Control Civil Penalty	\$150 + \$10 Day + Care Cost
6.16.070	Potentially Dangerous and Dangerous Dogs Enforcement- Animal Control Civil Penalty for Animal Destruction	\$250
6.16.080	Potentially Dangerous and Dangerous Dogs Enforcement-Hearings	\$15 Per Day
6.16.080	Potentially Dangerous and Dangerous Dogs Enforcement- Animal Control Civil Penalty for Animal Destruction- Failure to Pick Up After 10 days	\$50

TITLE 7 - CITY RIGHTS-OF-WAY		
CHAPTER / SECTION	FEE TYPE	AMOUNT
7.02.060	Utility Relocation-Enforcement	\$250 Per Day
7.12.390	Cable Communications- Cable System Evaluation- Non-compliance Fee	Up to \$3,500 Per Evaluation- To Adjusted from 1997 Inflation

TITLE 8- HEALTH AND SAFETY

CHAPTER / SECTION	FEE TYPE	AMOUNT
8.04.075	Refuse Collection and Disposal System- Collection Charges- Excess Weight	\$5.00
8.04.075	Refuse Collection and Disposal System- Collection Charges- 60+ Days Late Penalty	\$10
8.04.085	Refuse Collection and Disposal System- Rental of Containers- Daily Charge	1,2, and 3 Yard Containers: \$3.00 Per Day; 4,6, and 8 Yard Containers \$6.00 Per Day
8.04.085	Refuse Collection and Disposal System- Rental of Containers- Empty Can Delivery/Pickup	\$20
8.04.103	Refuse Collection and Disposal System- Yard Waste Disposal Drop Off Site Punchcard-A. Residents- (a) Up to 32 Gal. Garbage Min. Charge	Minimum \$1.00
8.04.103	Refuse Collection and Disposal System- Yard Waste Disposal Drop Off Site Punchcard-A. Residents- (b) Brush	\$12.00 Per Yard
8.04.103	Refuse Collection and Disposal System- Yard Waste Disposal Drop Off Site Punchcard- B. Nonresidents	\$5.00 and \$20.00
8.04.104	Refuse Collection and Disposal System- Recycling Fees- Additional Service Fees	Lock: \$15.00 Per Lock; Extra Pickup: \$5 Per Yard; Washout of Container: \$25.00; Redelivery of Container Following Failure to Pay: \$25.00
8.04.120	Refuse Collection and Disposal System- Fuel Surcharge For Garbage Service- Base Charge	\$1.00 Per Month For Each Account; \$1.00 For Each Pickup In Excess of 1 Pickup Per Week
8.04.120	Refuse Collection and Disposal System- Fuel Surcharge For Garbage Service- Base Charge For Diesel Excess of \$3.00 Per Gal.	\$1.35 Per Month For Each Account; \$1.10 For Each Pickup In Excess of 1 Pickup Per Week
8.04.120	Refuse Collection and Disposal System- Fuel Surcharge For Garbage Service- Base Charge For Diesel Excess of \$4.00 Per Gal.	\$1.70 Per Month For Each Account; \$1.10 For Each Pickup In Excess of 1 Pickup Per Week
8.04.120	Refuse Collection and Disposal System- Fuel Surcharge For Garbage Service- Base Charge For Diesel Excess of \$5.00 Per Gal.	\$2.05 Per Month For Each Account; \$1.30 For Each Pickup In Excess of 1 Pickup Per Week
8.04.130	Refuse Collection and Disposal System- Residential Curbside Food and Yardwaste Collection Charges- Residential 96 Gal. Can	\$12.25
8.28.060	Fireworks-Public Display-Permit Fees	\$50.00
8.36.040	Smoking in Public Places and Places of Employment- Penalties-Person	Up to \$100
8.36.040	Smoking in Public Places and Places of Employment- Penalties-Owner Obligations	Up to \$100

Section 8.04.075 COLLECTION CHARGES.

TABLE 1: RESIDENTIAL

TYPE OF SERVICE	GARBAGE	RECYCLING
Residential, 20-gal. can	\$13.80	\$8.00
Residential, 32-gal. can	\$24.20	\$8.00
Residential, 68-gal. can	\$34.50	\$8.00
Residential, 96-gal. can	\$45.00	\$8.00
Each, Additional Recycling Tote		\$8.00
Residential, low income	80% OF APPLICABLE RESIDENTIAL RATE	

TABLE 2: COMMERCIAL AND MULTIFAMILY

Commercial, 32-gal. can	\$26.25
Commercial, 68-gal. can	\$35.35
Commercial, 95-gal. can	\$47.55
Commercial, 1-yard container	\$114.60
Commercial, 2-yard container	\$151.50
Commercial, 3-yard container	\$225.65
Commercial, 4-yard container	\$297.15
Commercial, 6-yard container	\$438.43
Commercial, 8-yard container	\$586.12
Commercial, all Roll Offs (20 to 40 yard) containers	\$230.78 haul fee, actual charges for disposal, and \$71.34 delivery fee, plus rental fee of \$71.34 per month
Multifamily, apartments, cabin courts and trailer park units, etc.	Applicable commercial rate plus \$8.00 per unit for recycling

ADDITIONAL PICKUPS (NOT REGULARLY SCHEDULED UNDER TABLE 2)

1-yard container	\$38.11 for each pickup
2-yard container	\$67.40 for each pickup
3-yard container	\$104.02 for each pickup
4-yard container	\$118.70 for each pickup
6-yard container	\$177.26 for each pickup
8-yard container	\$235.91 for each pickup

Picking up and disposing of the following items:

Recliners/overstuffed chairs/chairs:	\$15.00
Couches/sofas/sectionals:	\$15.00
Mattresses (any size):	\$15.00

Section 8.04.104 RECYCLING FEES.

Recycling Fees			
Tires	\$5.00 per tire		
Refrigerators and freezers	\$25.00		
Stoves, washers or dryers	\$15.00		
Wood waste	\$12.00 per pickup load		
Broken concrete, bricks and approved masonry	\$11.00 per ton		
Commercial recycling	Mixed paper	Cardboard	Mixed recycling
95-gallon container	\$35.00	Not available	\$35.00
2-yard container	\$50.00	\$30.00	\$70.00
3-yard container	\$70.00	\$35.00	\$100.00
4-yard container	\$90.00	\$50.00	\$120.00
6-yard container	\$100.00	\$60.00	\$153.00
8-yard container	\$110.00	\$75.00	\$200.00

TITLE 12- STREETS, SIDEWALKS AND PUBLIC PLACES*

* For provisions on public works construction standards regarding streets and sidewalks, see Ch. 15.40 of this code.

CHAPTER / SECTION	FEE TYPE	AMOUNT
12.08.030	Excavation for Gas Distribution and Transmission Systems- Application and Bond	\$10,000
12.08.360	Excavation for Gas Distribution and Transmission Systems- Public Works Supervisor's Inspection and Fee	\$3 Per Hour
12.36.020	City Parks, Recreational Vehicle Facilities and Community Center- Recreational Vehicle Facilities, Covered Areas and Athletic Fields- (B.) Recreational Vehicle Park Fees (1.) Without Full Sewer Hook-ups	\$35 Per Night
12.36.020	City Parks, Recreational Vehicle Facilities and Community Center- Recreational Vehicle Facilities, Covered Areas and Athletic Fields- (B.) Recreational Vehicle Park Fees (2.) With Full Sewer Hook-ups	\$40 Per Night
12.36.020	City Parks, Recreational Vehicle Facilities and Community Center- Recreational Vehicle Facilities, Covered Areas and Athletic Fields- (D.) Reservations (2.) Riverfront RV	\$15
12.36.020	City Parks, Recreational Vehicle Facilities and Community Center- Recreational Vehicle Facilities, Covered Areas and Athletic Fields- (D.) Reservations (3.) Riverfront Large Covered Eating Area	\$175 For Residents \$250 For Nonresidents
12.36.020	City Parks, Recreational Vehicle Facilities and Community Center- Recreational Vehicle Facilities, Covered Areas and Athletic Fields- (D.) Reservations (4.) Riverfront Small Covered Eating Area	\$125 For Residents \$200 For Nonresidents
12.36.020	City Parks, Recreational Vehicle Facilities and Community Center- Recreational Vehicle Facilities, Covered Areas and Athletic Fields- (D.) Reservations (5.) Memorial Park	\$100 For Residents \$150 For Nonresidents
12.36.020	City Parks, Recreational Vehicle Facilities and Community Center- Recreational Vehicle Facilities, Covered Areas and Athletic Fields- (D.) Reservations (6.) Bingham Park Shelter	\$100 For Residents; \$150 For Nonresidents

12.36.020	City Parks, Recreational Vehicle Facilities and Community Center- Recreational Vehicle Facilities, Covered Areas and Athletic Fields- (D.) Reservations (7.) Hammer Heritage Square	\$100 For Residents; \$200 For Nonresidents
12.36.030	City Parks, Recreational Vehicle Facilities and Community Center- Community Center Facility- (E.) Security Deposit	\$1,000 IF Alcohol is Permitted; \$1,000 IF Dancing or Live Music is Permitted; \$1,000 IF the Audio/Visual Equipment is Rented; or \$100 IF Alcohol, Dancing, and Music are Not Permitted
12.36.030	City Parks, Recreational Vehicle Facilities and Community Center- Community Center Facility- (E.) Security Deposit- Additional Required Cleanup	\$50 Per Hour
12.36.030	City Parks, Recreational Vehicle Facilities and Community Center- Community Center Facility- (G.) Security/Facility Monitor	\$25 Per Scheduled Hour; \$50 Per Excess Hours
12.36.030	City Parks, Recreational Vehicle Facilities and Community Center- Community Center Facility- (I.) Annual Users	\$175 Per Use
12.36.030	City Parks, Recreational Vehicle Facilities and Community Center- Community Center Facility- (J.) Consecutive Days	\$100 Less, Beyond first
12.36.030	City Parks, Recreational Vehicle Facilities and Community Center- Community Center Facility- (K.) Audio/Visual Equipment	\$50
12.36.040	City Parks, Recreational Vehicle Facilities and Community Center- Penalties	Up to \$500
12.36.050	City Parks, Recreational Vehicle Facilities and Community Center- Amphitheatre at Riverfront- (A.) Reservations (1.) Nonprofit, City Sanctioned Festivals, and Private Uses	\$400 for Residents; \$650 for All Others
12.36.050	City Parks, Recreational Vehicle Facilities and Community Center- Amphitheatre at Riverfront- (A.) Reservations (2.) Events Staged for Profit-Permit	\$200, Nonrefundable
12.36.050	City Parks, Recreational Vehicle Facilities and Community Center- Amphitheatre at Riverfront- (A.) Reservations (2.) Events Staged for Profit- Rental	\$400 for Residents; \$650 for All Others

12.36.050	City Parks, Recreational Vehicle Facilities and Community Center- Amphitheatre at Riverfront- (C.) Security/Facility Monitor (1.) Events With Alcoholic Beverages, Live Music or Dancing	\$25 Per Scheduled Hour; \$50 Per Excess Hours
12.36.090	City Parks, Recreational Vehicle Facilities and Community Center- Sedro-Woolley Senior Center-(D.) Security Deposit	\$100
12.40.120	Tree Standards- Inspection and Appeal (C.) Penalty	\$250 Each Day
12.44.040	Special Events, Parades and Festivals-Deposit Required	Up to \$1,000

ATHLETIC FIELD USER FEES			
	FACILITY	WEEKLY RATE	DAILY RATE
12.36.020	RIVERFRONT 1—East	\$90.00	\$25.00
	RIVERFRONT 2—West	\$90.00	\$25.00
	RIVERFRONT—Rookie—South	\$50.00	\$15.00
	RIVERFRONT—T-Ball—North	\$50.00	\$15.00
	TESARIK	\$90.00	\$25.00
	WINNIE HOUSER	\$200.00	\$60.00
	DENNY ENGBERG	\$150.00	\$45.00

COMMUNITY CENTER RENTAL FEE				
	WITHOUT ALCOHOL, LIVE MUSIC, AND/OR DANCING	RESIDENT	ALL OTHERS	COMMUNITY GROUP
12.36.030	Monday through Thursday	\$225.00	\$375.00	\$150.00
	Friday through Sunday	\$275.00	\$425.00	\$150.00
	WITH ALCOHOL LIVE MUSIC, AND/OR DANCING	RESIDENT	ALL OTHERS	COMMUNITY GROUP
	Monday through Thursday	\$475.00	\$625.00	\$250.00
	Friday through Sunday	\$525.00	\$725.00	\$250.00

SENIOR CENTER RENTAL FEE				
	RESIDENT	ALL OTHERS	COMMUNITY GROUP	
12.36.090	Monday through Thursday	\$50.00	\$200.00	\$25.00
	Friday through Sunday	\$100.00	\$250.00	\$25.00

TITLE 13- WATER AND SEWERS		
CHAPTER / SECTION	FEE TYPE	AMOUNT
13.30.020	Sewer – Residential	\$70.83
13.30.040	Sewer – Nonresidential – volume rate (in cubic feet)	\$6.55
13.30.130	Sewer Rates- Low Income Citizen Discount- Maximum Charge	\$46.12
13.16.035	Sewer Connections General Facilities Charge—Separate Fund.1- Connection or Commencement of Use	\$9,256 per ERU
13.16.035	Sewer Connections General Facilities Charge—Separate Fund.1- Plumbing Fixtures	\$385 Per Fixture Unit
13.16.035	Sewer Connections General Facilities Charge—Separate Fund.1- Plumbing Fixtures Water Consumption	\$385 Per 234 Gal. of Water Consumption Per Month
13.16.037	Sewer Connections- Utility Connection Fee Residential User- North Reed Street (A.)	\$1,152 Per Residential Dwelling Unit
13.16.037	Sewer Connections- Utility Connection Fee Nonresidential User- North Reed Street (B.)	\$1,152 Per ERU
13.16.038	Sewer Connections- Utility Connection Fee Residential User- Cook Road-Trail Road (A.)	\$3,426 Per Residential Dwelling Unit
13.16.038	Sewer Connections- Utility Connection Fee Nonresidential User- Cook Road-Trail Road (B.)	\$3,426 Per ERU
13.16.039	Sewer Connections- Utility Connection Fee Residential User- Fruitdale Road (A.)	\$3,450 Per Residential Dwelling Unit
13.16.039	Sewer Connections- Utility Connection Fee Nonresidential User- Fruitdale Road (B.)	\$3,450 Per ERU
13.16.039.1	Sewer Connections- Utility Connection Fee Residential User- North Township Street (A.)	\$725 Per Residential Dwelling Unit
13.16.039.1	Sewer Connections- Utility Connection Fee Nonresidential User- North Township Street (B.)	\$725 Per ERU
13.16.039.2	Sewer Connections- Utility Connection Fee Residential User- West Bennett, West Nelson, Batey, Robinson and Borseth Streets (A.)	\$3,450 Per Residential Dwelling Unit
13.16.039.2	Sewer Connections- Utility Connection Fee Nonresidential User- West Bennett, West Nelson, Batey, Robinson and Borseth Streets (B.)	\$3,450 Per ERU

13.16.140	Sewer Connections- General Facilities Charge- Credit For Disconnecting Septic Systems	\$2,855
13.30.130	Sewer Rates- Low Income Citizen Discount- Maximum Charge	\$44.35 Per Month

TITLE 15- BUILDINGS AND CONSTRUCTION

CHAPTER / SECTION	FEE TYPE	AMOUNT
15.52.120	Administrative fee	\$750
15.60.050	Transportation fee schedules and establishment of service area	Attachment A
15.60.070	Park impact fee and establishment of service area	Attachment B
15.64.130	School impact fees and administrative fees	\$35
15.64.150	Independent fee calculations - Deposit	\$500
15.64 Appendix A— Schedule of School Impact Fees	A. Single Family Units: per single-family residential unit or mobile or manufactured home (whether on a single lot, condominium unit or mobile park)	\$4,461
15.64 Appendix A— Schedule of School Impact Fees	B. Multifamily Units: per residential unit in a multifamily structure	\$2,888

Attachment A – see ORDINANCE No. 1960-20

Attachment B—Schedule of Park Impact Fees

Parks impact fee per unit:	
Single-family residence	\$2,000
Manufactured home	\$2,000
Units in a duplex or multifamily unit	\$2,000
Dependent relative cottage	\$2,000
Accessory dwelling unit between the minimum allowed size ADU and four hundred fifty square feet	30% of a standard SFR park impact fee
Accessory dwelling unit greater than four hundred fifty square feet and below the maximum size allowed ADU	61% of a standard SFR park impact fee
All units not specifically identified in the above	\$2,000

TITLE 17- ZONING

CHAPTER / SECTION	FEE TYPE	AMOUNT
17.65.760	Enforcement of the Critical Areas Regulations- Violations Civil Penalty	\$75 Per Day
17.98.040	Model Homes- Application Requirements	\$300 Per Model

TITLE 18- CODE ENFORCEMENT		
CHAPTER / SECTION	FEE TYPE	AMOUNT
18.15.040	Notice of Violation and Order/Administrative Proceeding-Appeal Procedure	\$100
18.35.030	Civil Fines and Civil Penalties- Civil Penalty- Critical Areas	\$50,000



December 5, 2022

TO: Mark A. Freiburger, PE, Director of Public Works
City of Sedro-Woolley

FROM: Andrew L. Bratlien, PE
Daniel B. Hodun, EIT

SUBJECT: 2023 Transportation Impact Fee Rate Update

This memorandum documents the 2023 transportation impact fee rate update for the City of Sedro-Woolley. It summarizes the methods used to update the impact fee rate and identifies the updated rate.

BACKGROUND

The City’s transportation impact fee program was developed and adopted in 2005 (ord. 1526-050) and was most recently updated in 2022. Impact fee rates are based on new development’s (“growth’s”) proportionate share of eligible project costs and are assessed per net new PM peak hour trip generated by development.

The impact fee program assesses impact fees for each of two designated impact fee zones: Central Business District (CBD) and Non-CBD. An impact fee zone map is provided in Attachment 1. The current impact fee rates are \$1,681 per PM trip for the CBD zone and \$3,022 per PM trip for the Non-CBD zone.

Sedro-Woolley Municipal Code (SWMC) requires transportation impact fees to be updated annually. Per SWMC 15.60.050(B), “The impact fee schedule of costs...shall be updated annually at a rate adjusted in accordance with the Federal Highway Administration’s National Highway Construction Cost Index (NHCCI), using an annual measure to establish revised fee schedules effective January 1st of each year.”

IMPACT FEE UPDATE

The Federal Highway Administration (FHWA) National Highway Construction Cost Index (NHCCI) is a quarterly price index “intended to measure the national average changes in highway construction costs over time.”

The NHCCI for the second quarter (Q2) of 2021, in which the 2022 impact fee rate study was finalized, is 2.036. The NHCCI for Q2 2022, the most recent period for which data is published, is 2.553. NHCCI data is provided in Attachment 1. The adjusted transportation impact fee rates were calculated using the ratio of the Q1 2022 NHCCI to the Q2 2021 NHCCI:

$$2023 \text{ Impact Fee Rate Adjustment} = 2.553 \div 2.036 = 1.254$$

RESULTS

The resulting impact fee rates are shown below. The updated impact fee rate maps is provided in Attachment 2 and the updated rate schedule is provided in Attachment 3.

- CBD Zone: \$2,108 / PM peak hour trip
- Non-CBD Zone: \$3,790 / PM peak hour trip

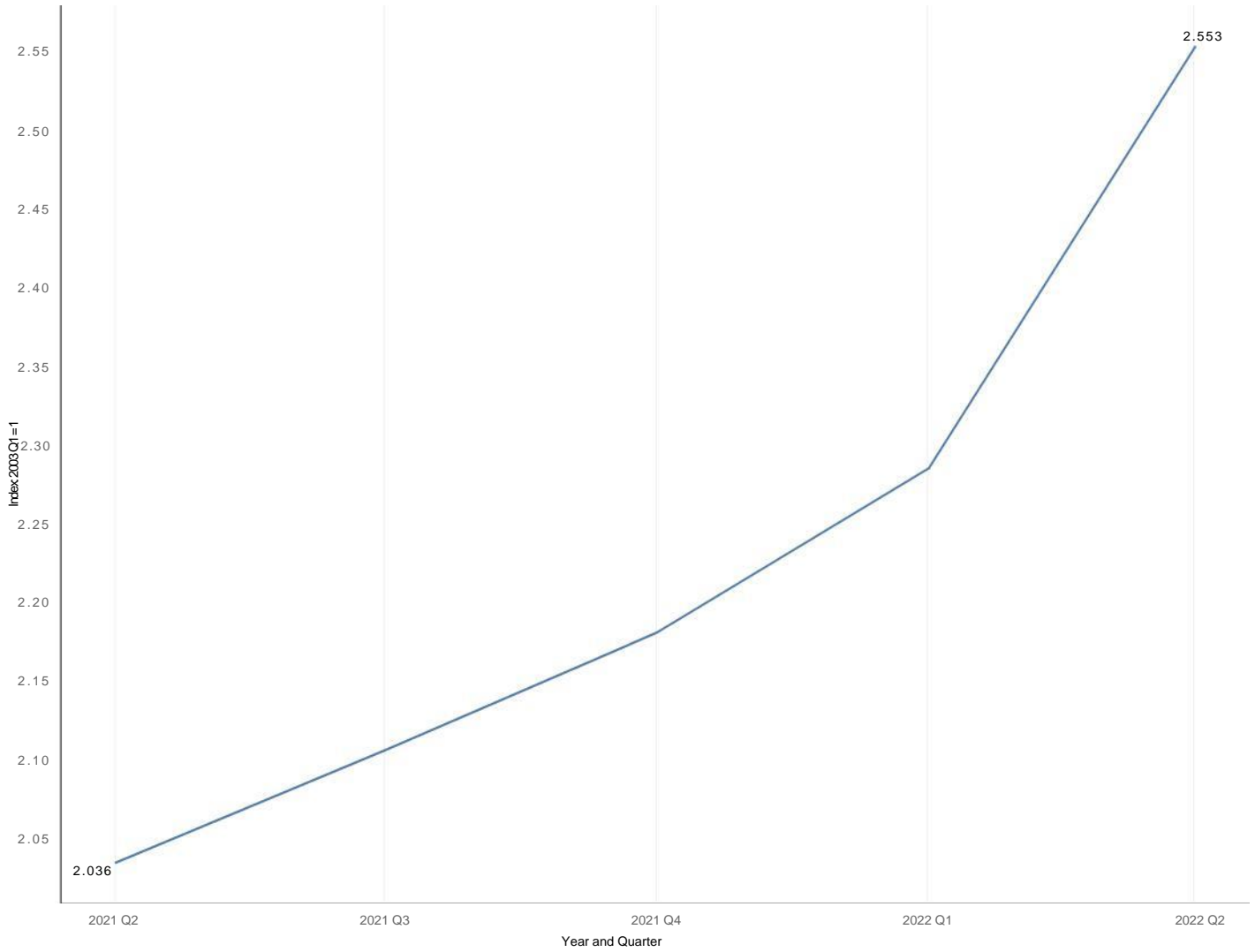
- Attachment 1. National Highway Construction Cost Index
- Attachment 2. Transportation Impact Fee Zone Map
- Attachment 3. 2023 Transportation Impact Fee Rate Schedule



U.S. Department of Transportation
Federal Highway Administration

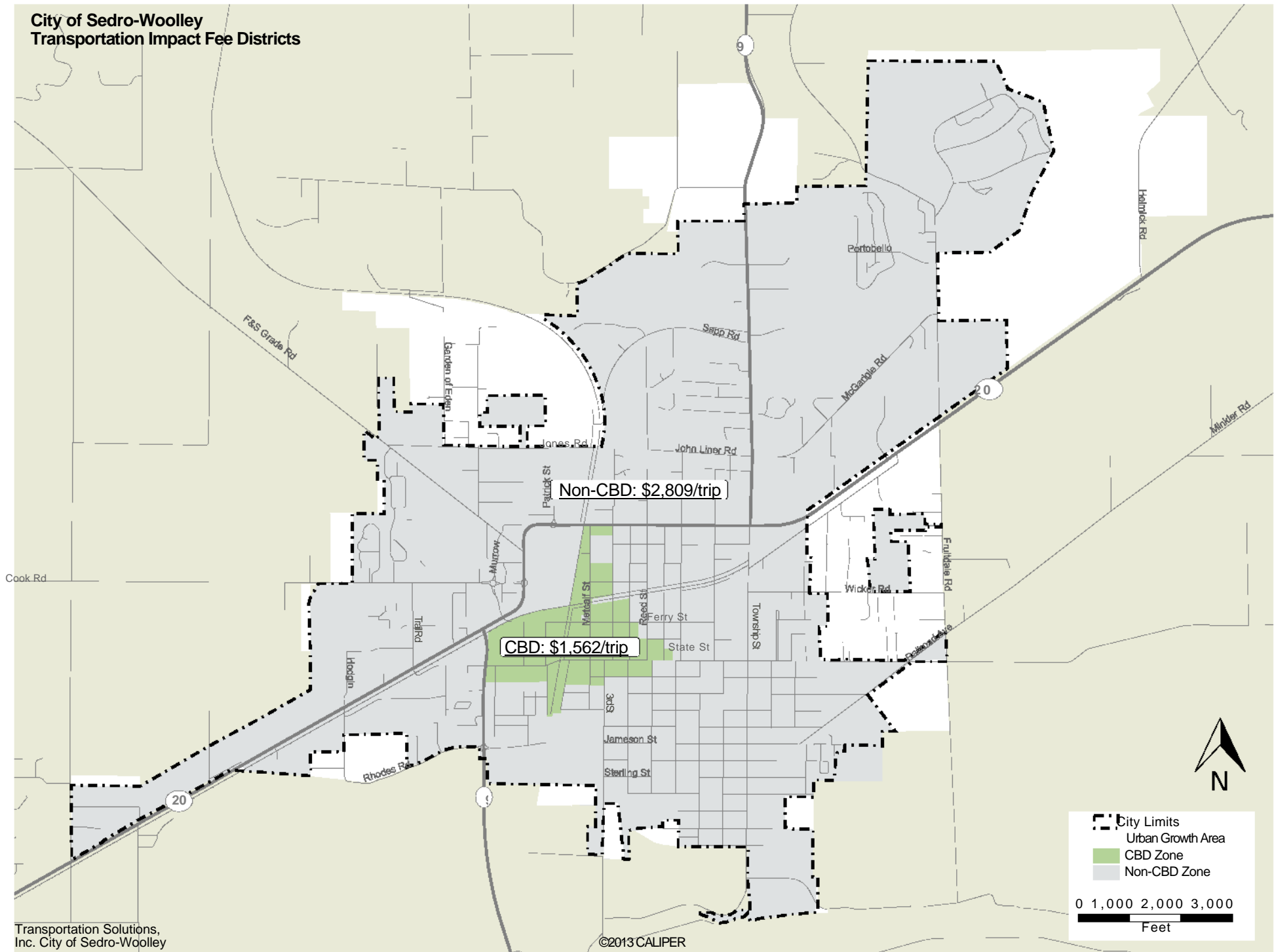
National Highway Construction Cost Index (NHCCI)

Select Year and Quarter:
2021 Q1 to 2022 Q2
and Null values



2022 Q2 index is preliminary.
2021 Q4 and 2022 Q1 indexes are revised.

City of Sedro-Woolley Transportation Impact Fee Districts



City of Sedro-Woolley 2023 Traffic Impact Fee Rate Schedule – Residential

ITE Code ¹	ITE Land Use Category ¹	ITE Trip Rate ²	Rate per Unit ³	Impact Fee per Unit by District	
				Non-CBD	CBD
210	Single-Family Detached Housing	0.94	DU	\$3,563	\$1,982
215	Single-Family Attached Housing (Duplex/Townhome)	0.57	DU	\$2,160	\$1,202
220	Multifamily Housing (1-3 floors)	0.51	DU	\$1,933	\$1,075
221	Multifamily Housing (4-10 floors)	0.39	DU	\$1,478	\$822
230	Low-Rise Residential w/ 1st Floor Commercial	0.36	DU	\$1,364	\$759
240	Mobile Home Park	0.58	DU	\$2,198	\$1,223
251	Senior Adult Housing - Single-Family	0.30	DU	\$1,137	\$632
252	Senior Adult Housing - Multifamily	0.25	DU	\$948	\$527
253	Congregate Care Facility	0.18	DU	\$682	\$379
254	Assisted Living	0.24	bed	\$910	\$506
255	Continuing Care Retirement Community	0.19	DU	\$720	\$401
260	Recreational Home	0.29	DU	\$1,099	\$611
-	Accessory Dwelling Unit (≥ 450 sf) ⁵	0.61	DU	\$2,312	\$1,286
-	Accessory Dwelling Unit (< 450 sf) ⁵	0.30	DU	\$1,137	\$632


¹ Institute of Transportation Engineers, *Trip Generation Manual* (11th Edition)

² Trip generation rate per development unit for PM peak hour of the adjacent street traffic (4-6 PM)

³ DU = Dwelling Unit

⁴No ITE rate exists for ADUs. ADU trip rates modeled consistent with "Clackamas County Residential TSDC Analysis" (2019)

*Traffic impact fees for PRDs will be based on the type of dwellings



City of Sedro-Woolley 2023 Traffic Impact Fee Rate Schedule – Non-Residential LUC 1-799

ITE Code ¹	ITE Land Use Category ¹	Base Trip Rate ²	% Primary Trips	Net Trip Rate	Rate per Unit ³	Impact Fee per Unit by District	
						Non-CBD	CBD
PORT AND TERMINAL							
30	Intermodal Truck Terminal	1.87	*	1.870	ksf	\$7,087	\$3,942
90	Park and Ride with Bus Service	0.49	*	0.490	space	\$1,857	\$1,033
INDUSTRIAL							
110	General Light Industrial	0.65	*	0.650	KSF	\$2,464	\$1,370
130	Industrial Park	0.34	*	0.340	KSF	\$1,289	\$717
140	Manufacturing	0.74	*	0.740	KSF	\$2,805	\$1,560
150	Warehousing	0.18	*	0.180	KSF	\$682	\$379
151	Mini Warehouse	0.15	*	0.150	KSF	\$569	\$316
170	Utilities	2.16	*	2.160	KSF	\$8,186	\$4,553
180	Specialty Trade Contractor	1.93	*	1.930	KSF	\$7,315	\$4,068
LODGING							
310	Hotel	0.59	*	0.590	room	\$2,236	\$1,244
311	All Suites Hotel	0.36	*	0.360	room	\$1,364	\$759
312	Business Hotel	0.31	*	0.310	room	\$1,175	\$653
320	Motel	0.36	*	0.360	room	\$1,364	\$759
RECREATIONAL							
411	Public Park	0.11	*	0.110	acre	\$417	\$232
416	Campground/RV Park	0.27	*	0.270	site	\$1,023	\$569
430	Golf Course	0.28	*	0.280	acre	\$1,061	\$590
432	Golf Driving Range	1.25	*	1.250	tee	\$4,738	\$2,635
433	Batting Cages	2.22	*	2.220	cage	\$8,414	\$4,680
434	Rock Climbing Gym	1.64	*	1.640	KSF	\$6,216	\$3,457
435	Multi-Purpose Recreational Facility	3.58	*	3.580	KSF	\$13,568	\$7,547
437	Bowling Alley	1.16	*	1.160	KSF	\$4,396	\$2,445
445	Movie Theater	13.96	*	13.960	screen	\$52,908	\$29,428
488	Soccer Complex	16.43	*	16.430	field	\$62,270	\$34,634
490	Tennis Courts	4.21	*	4.210	court	\$15,956	\$8,875
491	Racquet/Tennis Club	3.82	*	3.820	court	\$14,478	\$8,053
492	Health Fitness Club	3.45	*	3.450	KSF	\$13,076	\$7,273
493	Athletic Club	6.29	*	6.290	KSF	\$23,839	\$13,259
495	Recreational Community Center	2.50	*	2.500	KSF	\$9,475	\$5,270
INSTITUTIONAL							
520	Elementary School	0.16	*	0.160	student	\$606	\$337
522	Middle/Junior High School	0.15	*	0.150	student	\$569	\$316
525	High School	0.14	*	0.140	student	\$531	\$295
528	School District Office	2.04	*	2.040	student	\$7,732	\$4,300
536	Charter Elementary School	0.16	*	0.160	student	\$606	\$337
540	Junior / Community College	0.11	*	0.110	student	\$417	\$232
560	Church	0.49	*	0.490	KSF	\$1,857	\$1,033
565	Day Care Center	11.12	44%	4.893	KSF	\$18,544	\$10,314
566	Cemetery	0.46	*	0.460	acre	\$1,743	\$970
571	Adult Detention Facility	0.08	*	0.080	bed	\$303	\$169
575	Fire & Rescue Station	0.48	*	0.480	KSF	\$1,819	\$1,012
590	Library	8.16	*	8.160	KSF	\$30,926	\$17,201
MEDICAL							
610	Hospital	0.86	*	0.860	KSF	\$3,259	\$1,813
620	Nursing Home	0.14	*	0.140	bed	\$531	\$295
630	Clinic	3.69	*	3.690	KSF	\$13,985	\$7,779
640	Animal Hospital / Veterinary Clinic	3.53	*	3.530	KSF	\$13,379	\$7,441
650	Freestanding Emergency Room	1.52	*	1.520	KSF	\$5,761	\$3,204
OFFICE							
710	General Office	1.44	*	1.440	KSF	\$5,458	\$3,036
712	Small Office Bldg (<10,000 sf)	2.16	*	2.160	KSF	\$8,186	\$4,553
714	Corporate Headquarters Building	1.30	*	1.300	KSF	\$4,927	\$2,740
715	Single Tenant Office (≥10,000 sf)	1.76	*	1.760	KSF	\$6,670	\$3,710
720	Medical/Dental Office (Stand-Alone)	3.93	*	3.930	KSF	\$14,895	\$8,284
730	Government Office Building	1.71	*	1.710	KSF	\$6,481	\$3,605
732	US Post Office	11.21	*	11.210	KSF	\$42,486	\$23,631
750	Office Park	1.30	*	1.300	KSF	\$4,927	\$2,740
760	Research and Development Center	0.98	*	0.980	KSF	\$3,714	\$2,066
770	Business Park	1.22	*	1.220	KSF	\$4,624	\$2,572

¹ Institute of Transportation Engineers, Trip Generation Manual (11th Edition)

²

trip generation rate per development unit, for PM Peak Hour of the adjacent street traffic (4-6 pm).

³ DU = Dwelling Unit; KSF = 1,000 square feet; VSP = Vehicle servicing position

* Pass-by and diverted trip rate data not available. Primary trip rates may be applied based on local data, development context, and engineering judgment

City of Sedro-Woolley 2023 Traffic Impact Fee Rate Schedule – Non-Residential LUC 800-999

ITE Code ¹	ITE Land Use Category ¹	Base Trip Rate ²	% Primary Trips ³	Net Trip Rate	Rate per Unit ⁴	Impact Fee per Unit by District	
						Non-CBD	CBD
RETAIL							
810	Tractor Supply Store	1.40	66%	0.924	KSF	\$3,502	\$1,948
811	Construction Equipment Rental Store	0.99	74%	0.733	KSF	\$2,777	\$1,544
812	Building Materials and Lumber Store	2.25	74%	1.665	KSF	\$6,310	\$3,510
813	Free-Standing Discount Superstore (w/ Grocery)	4.33	71%	3.074	KSF	\$11,652	\$6,481
814	Variety Store	6.70	66%	4.422	KSF	\$16,759	\$9,322
815	Free Standing Discount Store (w/o Grocery)	4.86	83%	4.034	KSF	\$15,288	\$8,503
816	Hardware/Paint Store	2.98	74%	2.205	KSF	\$8,358	\$4,649
817	Nursery (Garden Center)	6.94	74%	5.136	KSF	\$19,464	\$10,826
818	Nursery (Wholesale)	5.24	74%	3.878	KSF	\$14,696	\$8,174
820	Shopping Center (>150k)	3.40	66%	2.244	KSF	\$8,505	\$4,730
821	Shopping Plaza (40-150k) w/ Supermarket	9.03	66%	5.960	KSF	\$22,588	\$12,563
821	Shopping Plaza (40-150k) w/o Supermarket	5.19	66%	3.425	KSF	\$12,982	\$7,221
822	Strip Retail Plaza (<40k)	6.59	66%	4.349	KSF	\$16,484	\$9,169
823	Factory Outlet Center	2.29	66%	1.511	KSF	\$5,728	\$3,186
840	Automobile Sales (New)	2.42	100%	2.420	KSF	\$9,172	\$5,101
841	Automobile Sales (Used)	3.75	100%	3.750	KSF	\$14,213	\$7,905
842	Recreational Vehicle Sales	0.77	100%	0.770	KSF	\$2,918	\$1,623
843	Automobile Parts Sales	4.90	44%	2.156	KSF	\$8,171	\$4,545
848	Tire Store	3.75	72%	2.700	KSF	\$10,233	\$5,692
849	Tire Superstore	2.11	72%	1.519	KSF	\$5,758	\$3,202
850	Supermarket	8.95	64%	5.728	KSF	\$21,709	\$12,075
851	Convenience Store	49.11	49%	24.064	KSF	\$91,202	\$50,727
857	Discount Club	4.19	63%	2.640	KSF	\$10,004	\$5,564
861	Sporting Goods Superstore	2.14	66%	1.412	KSF	\$5,353	\$2,977
862	Home Improvement Superstore	2.29	58%	1.328	KSF	\$5,034	\$2,800
863	Electronics Superstore	4.25	60%	2.550	KSF	\$9,665	\$5,375
866	Pet Supply Superstore	3.55	66%	2.343	KSF	\$8,880	\$4,939
867	Office Supply Superstore	2.77	66%	1.828	KSF	\$6,929	\$3,854
875	Department Store	1.95	66%	1.287	KSF	\$4,878	\$2,713
876	Apparel Store	4.12	66%	2.719	KSF	\$10,306	\$5,732
879	Arts and Crafts Store	6.21	66%	4.099	KSF	\$15,534	\$8,640
880	Pharmacy/Drug Store w/o Drive-Thru	8.51	47%	4.000	KSF	\$15,159	\$8,431
881	Pharmacy/Drug Store w/ Drive-Thru	10.25	38%	3.895	KSF	\$14,762	\$8,211
882	Marijuana Dispensary	18.92	100%	18.920	KSF	\$71,707	\$39,883
890	Furniture Store	0.52	47%	0.244	KSF	\$926	\$515
899	Liquor Store	16.62	64%	10.637	KSF	\$40,313	\$22,422
SERVICES							
911	Walk-in Bank	12.13	65%	7.885	KSF	\$29,882	\$16,621
912	Drive-in Bank	21.01	65%	13.657	KSF	\$51,758	\$28,788
918	Hair Salon	1.45	65%	0.943	KSF	\$3,572	\$1,987
920	Copy, Print, and Express Ship Store	7.42	66%	4.897	KSF	\$18,560	\$10,323
930	Fast Casual Restaurant	12.55	57%	7.154	KSF	\$27,112	\$15,080
931	Fine Dining Restaurant	7.80	56%	4.368	KSF	\$16,555	\$9,208
932	High Turnover (Sit-Down) Restaurant	9.05	57%	5.159	KSF	\$19,551	\$10,874
933	Fast Food w/o Drive-Thru	33.21	57%	18.930	KSF	\$71,744	\$39,904
934	Fast Food w/ Drive-Thru	33.03	50%	16.515	KSF	\$62,592	\$34,814
935	Fast Food Restaurant w/ Drive-Thru w/o Indoor Seating	59.50	50%	29.750	lane	\$112,753	\$62,713
936	Coffee/Donut Shop w/o Drive-Thru	32.29	57%	18.405	KSF	\$69,756	\$38,798
937	Coffee/Donut Shop w/ Drive-Thru	38.99	50%	19.495	KSF	\$73,886	\$41,095
938	Coffee/Donut Shop w/ Drive-Thru w/o Indoor Seating (Espresso Stand)	15.08	11%	1.659	lane	\$6,287	\$3,497
941	Quick Lubrication Vehicle Stop	8.70	72%	6.264	VSP	\$23,741	\$13,205
942	Automobile Care Center	3.11	72%	2.239	KSF	\$8,487	\$4,720
943	Automobile Parts and Service Center	2.06	72%	1.483	KSF	\$5,621	\$3,127
944	Gasoline/Service Station	13.91	58%	8.068	VFP	\$30,577	\$17,007
945	Convenience Store/Gas Station (<4,000 sf)	18.42	12%	2.210	VFP	\$8,377	\$4,660
945	Convenience Store/Gas Station (4,000 sf -- 5,500 sf)	22.76	12%	2.731	VFP	\$10,351	\$5,757
945	Convenience Store/Gas Station (>5,500 sf)	26.90	12%	3.228	VFP	\$12,234	\$6,805
947	Self-Serve Car Wash	5.54	58%	3.213	stall	\$12,178	\$6,773
948	Automated Car Wash	77.50	58%	44.950	stall	\$170,361	\$94,755
950	Truck Stop (Truck Trips Only)	15.42	58%	8.944	VFP	\$33,896	\$18,853
970	Winery	7.31	100%	7.310	KSF	\$27,705	\$15,409
971	Brewery Taproom	9.83	100%	9.830	KSF	\$37,256	\$20,722
975	Drinking Place	11.36	100%	11.360	KSF	\$43,054	\$23,947

¹Institute of Transportation Engineers, Trip Generation Manual (11th Edition)

²Trip generation rate per development unit, for PM Peak Hour of the adjacent street traffic (4-6 pm).

³Average primary trip rates, per Trip Generation Handbook (3rd Edition), 2017. Additional primary rates based on similar land use and engineering judgment

Pass-by rates should be used with caution and refined using local data whenever possible. ⁴ DU = Dwelling Unit; KSF = 1,000 square feet; VSP = Vehicle servicing position