

















# Zone

 City Boundary

## Primary Zone

- |  |              |                             |
|--|--------------|-----------------------------|
|  | <b>A-1</b>   | Light Agriculture           |
|  | <b>R-1</b>   | Single-Family Residential   |
|  | <b>R-3</b>   | Multiple-Family Residential |
|  | <b>C-1</b>   | Neighborhood Commercial     |
|  | <b>C-4</b>   | Community Commercial        |
|  | <b>ML</b>    | Limited Manufacturing       |
|  | <b>M-1</b>   | Light Manufacturing         |
|  | <b>M-2</b>   | Heavy Manufacturing         |
|  | <b>BP</b>    | Buffer Parking              |
|  | <b>PF</b>    | Public Use Facilities       |
|  | <b>RR</b>    | Rail Road                   |
|  | <b>Creek</b> | Channels and Rivers         |

## Overlay Zone

- |  |            |                             |
|--|------------|-----------------------------|
|  | <b>D</b>   | Design Overlay              |
|  | <b>FOZ</b> | Freeway Overlay             |
|  | <b>PD</b>  | Planned Development Overlay |
|  | <b>SP1</b> | Specific Plan Overlay       |



**City of  
Santa Fe Springs**

DISCLAIMER:  
The City of Santa Fe Springs makes no warranties or guarantees, either expressed or implied, as to the completeness, accuracy, or correctness of this map, nor accepts any liability arising from any incorrect, incomplete or misleading information contained therein. Zoning designations are subject to periodic changes, which may not be reflected on this map. As such, you are advised to confirm the zoning classification of any particular parcel prior to proceeding with a land use decision or development project. The City of Santa Fe Springs Planning Department may be contacted at:  
City of Santa Fe Springs  
Planning Department  
11710 Telegraph Road  
Santa Fe Springs, CA 90670  
(562) 968-0011 x7558



0 1,250 2,500 5,000 Feet

