



# AGENDA

**REGULAR MEETINGS OF THE SANTA FE SPRINGS  
PUBLIC FINANCING AUTHORITY  
WATER UTILITY AUTHORITY  
HOUSING SUCCESSOR  
SUCCESSOR AGENCY  
AND CITY COUNCIL**

**April 20, 2021  
6:00 P.M.**

**VIA TELECONFERENCE**

***Jay Sarno, Councilmember  
Juanita Trujillo, Councilmember  
Joe Angel Zamora, Councilmember  
Annette Rodriguez, Mayor Pro Tem  
John M. Mora, Mayor***

**\*\*\*\*GOVERNOR'S EXECUTIVE ORDER N-29-20\*\*\*\*  
\*\*REGARDING CORONAVIRUS COVID-19\*\***

On March 4, 2020, Governor Newsom proclaimed a State of Emergency to exist in California as a result of the threat of COVID-19. The Governor has issued Executive Orders that temporarily suspend requirements of the Brown Act, including allowing the City Council to hold public meetings via teleconferencing and to make public meetings accessible telephonically or otherwise electronically to all members of the public. Please be advised that, until further notice, City Council meetings will be held by teleconference. City Hall, including Council Chambers, is closed to the public.

You may attend the City Council meeting telephonically or electronically using the following means:

**Electronically using Zoom:** Go to Zoom.us and click on "Join A Meeting" or use the following link:

<https://zoom.us/j/521620472?pwd=U3cyK1RuKzY1ekVGZFdKQXNZVzh4Zz09>

Zoom Meeting ID: 521620472 Password: 659847

**Telephonically:** Dial: 888-475-4499 Meeting ID: 521620472

**Public Participation:** You may submit comments in writing by sending them to the City Clerk at [cityclerk@santafesprings.org](mailto:cityclerk@santafesprings.org). All written comments received by 12:00 p.m. the day of the City Council meeting will be distributed to the City Council and made a part of the official record of the meeting. You may contact the City Clerk's Office at (562) 868-0511 ext. 7314 with any questions.

# City of Santa Fe Springs

## Regular Meetings

April 20, 2021

1. **CALL TO ORDER**

2. **ROLL CALL**

Jay Sarno, Councilmember  
Juanita Trujillo, Councilmember  
Joe Angel Zamora, Councilmember  
Annette Rodriguez, Mayor Pro Tem  
John M. Mora, Mayor

3. **INVOCATION**

4. **PLEDGE OF ALLEGIANCE**

5. **PUBLIC COMMENTS** *This is the time when comments may be made by citizens on matters under the jurisdiction of the City Council, on the agenda and not on the agenda. Each citizen is limited to three (3) minutes.*

### **PUBLIC FINANCING AUTHORITY**

6. **CONSENT AGENDA**

*Consent Agenda items are considered routine matters which may be enacted by one motion and vote. Any item may be removed from the Consent Agenda and considered separately by the Public Financing Authority.*

- a. Minutes of the March 16, 2021 Public Financing Authority Meetings (City Clerk)  
**Recommendation:**
  - Approve the minutes as submitted.
- b. Monthly Report on the Status of Debt Instruments Issued through the City of Santa Fe Springs Public Financing Authority (PFA) (Finance)  
**Recommendation:**
  - Receive and file the report.

### **WATER UTILITY AUTHORITY**

7. **CONSENT AGENDA**

*Consent Agenda items are considered routine matters which may be enacted by one motion and vote. Any item may be removed from the Consent Agenda and considered separately by the Water Utility Authority.*

- a. Minutes of the March 16, 2021 Water Utility Authority Meetings (City Clerk)  
**Recommendation:**
  - Approve the minutes as submitted.
- b. Monthly Report on the Status of Debt Instruments Issued through the City of Santa Fe Springs Water Utility Authority (WUA) (Finance)  
**Recommendation:**
  - Receive and file the report.

- c. Status Update of Water-Related Capital Improvement Projects (Public Works)

**Recommendation:**

- Receive and file the report.

**HOUSING SUCCESSOR**

**8. CONSENT AGENDA**

*Consent Agenda items are considered routine matters which may be enacted by one motion and vote. Any item may be removed from the Consent Agenda and considered separately by the Housing Successor.*

Minutes of the March 16, 2021 Housing Successor Meetings (City Clerk)

**Recommendation:**

- Approve the minutes as submitted.

**SUCCESSOR AGENCY**

**9. CONSENT AGENDA**

*Consent Agenda items are considered routine matters which may be enacted by one motion and vote. Any item may be removed from the Consent Agenda and considered separately by the Successor Agency.*

Minutes of the March 16, 2021 Successor Agency Meetings (City Clerk)

**Recommendation:**

- Approve the minutes as submitted.

**CITY COUNCIL**

**10. CONSENT AGENDA**

*Consent Agenda items are considered routine matters which may be enacted by one motion and vote. Any item may be removed from the Consent Agenda and considered separately by the City Council.*

- a. Minutes of the March 16, 2021 Regular City Council Meetings (City Clerk)

**Recommendation:**

- Approve the minutes as submitted.

- b. A Resolution of the City Council Reaffirming the Existence of a Local Emergency Due to the Threat of COVID-19 (pursuant to Government Code section 8630) (City Attorney)

**Recommendation:**

- Adopt Resolution No. 9712:  
A RESOLUTION OF THE CITY COUNCIL OF THE CITY OF SANTA FE SPRINGS, CALIFORNIA, REAFFIRMING THE EXISTENCE OF A LOCAL EMERGENCY DUE TO THE THREAT OF COVID-19.

- c. Sub-Committee Updates (Finance/Planning)

**Recommendation:**

- Receive and file the meeting reports.

**NEW BUSINESS**

11. Resolution No. 9711 for Fitness Court Project at Los Nietos Park/Proposition 68 Funding (Community Services)

**Recommendation:**

- Adopt Resolution No. 9711 approving the Parks and Recreation Services Manager to apply for Proposition 68, Per Capita Park Bond Grant Funds;
- Approve Adding the Fitness Court Project to the Capital Improvement Plan; and
- Appropriate \$266,000 from Utility Users Tax Funds for the project.

12. Horseshoe Pit Improvements – Authorization to Advertise for Construction Bids (Public Works)

**Recommendation:**

- Approve the Plans and Specifications; and
- Authorize the City Engineer to advertise for construction bids.

13. Interior and Exterior Painting Park Facilities – Authorization to Advertise for Construction Bids (Public Works)

**Recommendation:**

- Approve the Plans and Specifications; and
- Authorize the City Engineer to advertise for construction bids.

14. Presentation and Consideration of the City's Comprehensive Annual Financial Report for the Fiscal Year ending June 30, 2020 (Finance)

**Recommendation:**

- Receive and file the City's Comprehensive Annual Financial Report for the Fiscal Year ending June 30, 2020 and related communications.

15. **CITY MANAGER'S AND EXECUTIVE TEAM REPORTS**

16. **PRESENTATIONS**

Proclaiming the week of May 2-8, 2021 as "Municipal Clerks Week" in the City of Santa Fe Springs

17. **APPOINTMENTS TO BOARDS, COMMITTEES, COMMISSIONS**

18. **COUNCIL COMMENTS**

**CLOSED SESSION**

19. CONFERENCE WITH LEGAL COUNSEL – ANTICIPATED LITIGATION

Initiation of litigation pursuant to Government Code Section 54956.9(d)(4): One case

**CLOSED SESSION**

20. CONFERENCE WITH LABOR NEGOTIATORS

(Pursuant to California Government Code Section 54957.6)

**Agency Designated Representatives:** City Manager, Labor Negotiator Colin Tanner.

# City of Santa Fe Springs

## Regular Meetings

April 20, 2021

**Employee Organizations:** Santa Fe Springs City Employees' Association, Santa Fe Springs Firefighters' Association, and Santa Fe Springs Executive, Management and Confidential Employees' Association

### CLOSED SESSION

#### 21. CONFERENCE WITH REAL PROPERTY NEGOTIATORS

(Pursuant to California Government Code Section 54956.8)

**Property:** APN No. 8009-007-930 (southwest of Telegraph Road and Norwalk Blvd)

**Agency Negotiator:** City Manager, Planning Director

**Negotiating Parties:** Westland Real Estate Group

**Under Negotiation:** Price and Terms

#### 22. CLOSED SESSION REPORT

#### 23. ADJOURNMENT

**Americans with Disabilities Act:** In compliance with the ADA, if you need special assistance to participate in a City meeting or other services offered by this City, please contact the City Clerk's Office. Notification of at least 48 hours prior to the meeting or time when services are needed will assist the City staff in assuring that reasonable arrangements can be made to provide accessibility to the meeting or service.

I, Janet Martinez, City Clerk for the City of Santa Fe Springs, do hereby certify under penalty of perjury under the laws of the State of California, that the foregoing agenda was posted at the following locations; city's website at [www.santafesprings.org](http://www.santafesprings.org); and the Town Center Plaza (Kiosk), 11740 Telegraph Road, not less than 72 hours prior to the meeting.



Janet Martinez, CMC, City Clerk

April 15, 2021

Date Posted

**FOR ITEM NO. 6A**  
**PLEASE SEE ITEM NO. 10A**



## **CONSENT CALENDAR**

Monthly Report on the Status of Debt Instruments Issued through the City of Santa Fe Springs Public Financing Authority (PFA)

### **RECOMMENDATION**

Receive and file the report.

### **BACKGROUND**

The Santa Fe Springs Public Financing Authority (PFA) is a City entity that has periodically issued debt for the benefit of the Santa Fe Springs community. The following is a brief status report on the debt instruments currently outstanding that were issued through the PFA.

#### Consolidated Redevelopment Project 2006-A Tax Allocation Bonds

Financing proceeds available for appropriation at 3/31/2021

None

Outstanding principal at 3/31/2021

\$41,001,082

#### Bond Repayment

The former Community Development Commission (CDC) issued a number of tax allocation bonds before it was dissolved by State law effective February 1, 2012 which are administered by the City acting as Successor Agency under the oversight of the appointed Oversight Board. The Successor Agency no longer receives tax increment. Instead, distributions from the Redevelopment Property Tax Trust Fund (RPTTF) are received based on approved obligations. It is anticipated that sufficient allocations from the RPTTF will continue to be made to the Successor Agency to meet ongoing debt service obligations.

#### Unspent Bond Proceeds


Under an approved Bond Expenditure Agreement, unspent bond proceeds of the former CDC in the amount of approximately \$19 million were transferred to the City in July 2014. The funds are to be spent in accordance with the original bond documents. The unspent proceeds continue to be a source of funding within the City's capital improvement program (CIP).

#### 2016 Bond Refunding

In July 2016, the Successor Agency issued its 2016 Tax Allocation Refunding Bonds, which paid off several bond issuances of the former CDC. The bonds were originally issued through the Public Financing Authority and included the 2001 Series A, 2002 Series A, 2003 Series A, the current interest portion of the 2006 Series A, and 2006 Series B bond issuances.

2017 Bond Refunding

In December 2017, the Successor Agency issued its 2017 Tax Allocation Refunding Bonds, which paid off the 2007 Tax Allocation Bonds of the former CDC. The 2007 Bonds were originally issued through the Public Financing Authority.



Raymond R. Cruz  
City Manager/Executive Director

**FOR ITEM NO. 7A**  
**PLEASE SEE ITEM NO. 10A**



## **CONSENT CALENDAR**

Monthly Report on the Status of Debt Instruments Issued through the City of Santa Fe Springs Water Utility Authority (WUA)

### **RECOMMENDATION**

Receive and file the report.

### **BACKGROUND**

The Santa Fe Springs Water Utility Authority (WUA) is a City entity that has issued debt for the benefit of the Santa Fe Springs community. The following is a brief status report on the debt instruments currently outstanding that were issued through the WUA.

#### Water Revenue Bonds, 2013

Financing proceeds available for appropriation at 3/31/2021

None

Outstanding principal at 3/31/2021

\$6,890,000

#### Water Revenue Bonds, 2018

Financing proceeds available for appropriation at 3/31/2021

None

Outstanding principal at 3/31/2021


\$1,225,000

In May 2013 the Water Utility Authority issued the 2013 Water Revenue Bonds in the amount of \$6,890,000. The bonds refunded the existing 2003 Water Revenue Bonds (issued through the Public Financing Authority) and provided additional funds for water improvement projects in the amount of \$2,134,339. The funds were restricted for use on water system improvements. In August 2013 the Water Utility Authority Board appropriated the proceeds for the Equipping Water Well No. 12 Project and all proceeds were since used on this project.

In January 2018 the Water Utility Authority issued the 2018 Water Revenue Bonds in the amount of \$1,800,000. The bonds refunded the existing 2005 Water Revenue Bonds (issued through the Public Financing Authority). No additional funds were raised through the issuance of the 2018 Water Revenue Bonds.

The City budget includes sufficient appropriations and adequate revenues are expected to be collected to meet the debt service obligations associated with the 2013 and 2018 Water Revenue Bonds.

The WUA was formed in June of 2009. Water revenue bonds issued prior to this date were issued through the City of Santa Fe Springs Public Financing Authority.



Raymond R. Cruz  
City Manager/Executive Director



## **CONSENT AGENDA**

### **Status Update of Water-Related Capital Improvement Projects**

#### **RECOMMENDATION**

- Receive and file the report.

#### **BACKGROUND**

This report is for informational purposes only. The following is a listing of current active water projects.

##### **Whittier Water Connection Project**

The newly upgraded interconnection is in use and all components and functions have been verified to be fully operational. The City has taken advantage of the increased flow capability and is now receiving an additional 500 Gallons per Minute from the City of Whittier, lessening the reliance on the more costly water purchased from the Metropolitan Water District of Southern California.

##### **Water Well No. 2 Assessment Status Update**

Constructed in 1963, Water Well No. 2 has been inactive since 2006 due to a change in water quality requirements from the State Water Board. City staff is evaluating whether this well has the potential to be brought back online at a reduced cost as compared to the water treatment for Water Well No. 12. Staff is evaluating the benefits of soliciting a Request for Proposal (RFP) for Water Well No. 2, to assess the well's casing condition, conduct water testing and flow profiling, and develop potential remedies.

##### **New Water Well Partnership**

City staff is studying the feasibility of forming a partnership with the City of Pico Rivera and the City of Whittier to drill and equip a new groundwater well North of Santa Fe Springs in the City of Pico Rivera. The areas considered, near the Whittier Narrows, have been shown to historically provide groundwater that requires little to no treatment. Staff anticipates bringing this item back to the May Water Utility Authority meeting for discussion.

#### **FISCAL IMPACT**

The Whittier Water Connection Project is fully funded by the Water Capital Improvement Plan fund.

The Water Well No. 2 Assessment is not an approved Water Capital Improvement Project. As staff evaluates whether to move forward with this project, the funding will be addressed at that time. Sufficient funding is available in the Water CIP Fund.

The water well partnership with the City of Pico Rivera and the City of Whittier is not an approved Water Capital Improvement Project. The cost to develop, operate, and

maintain the well will be shared among the three Cities, which will provide significant cost savings as compared to Santa Fe Springs taking on this project alone. As staff evaluates whether to move forward with this project, the funding will be addressed at that time. Sufficient funding is available in the Water CIP Fund.

### **INFRASTRUCTURE IMPACT**

The Whittier Water Connection Project will increase the water capacity available to the City and reduce the dependency on the current connection with the Metropolitan Water District.

A comprehensive assessment of Well No. 2 will provide Staff the information needed to determine if the well can be rehabilitated and if treatment is necessary. This project has the potential to allow the City to once again deliver high-quality groundwater and reduce the City's dependence on costly imported water from the Metropolitan Water District of Southern California.

The water well partnership with the City of Pico Rivera and the City of Whittier will reduce the amount of costly imported water the City needs to purchase from the Metropolitan Water District of Southern California.



Raymond R. Cruz  
Executive Director

Attachments:  
None

**FOR ITEM NO. 8**  
**PLEASE SEE ITEM NO. 10A**

**FOR ITEM NO. 9**  
**PLEASE SEE ITEM NO. 10A**



# City of Santa Fe Springs

City Council Meeting

April 20, 2021

## CONSENT AGENDA

Minutes of the March 16, 2021 Regular City Council Meeting

### RECOMMENDATION(S)

- Approve the minutes as submitted.

### BACKGROUND

Staff has prepared minutes for the following meeting:

- March 16, 2021 Regular Meeting Minutes

Staff hereby submits the minutes for Council's approval.

Raymond R. Cruz  
City Manager

### Attachments:

1. March 16, 2021 Regular Meeting Minutes



APPROVED:

## MINUTES OF THE MEETINGS OF THE CITY COUNCIL

March 16, 2021

1. **CALL TO ORDER**

Mayor Mora called the meeting to order via teleconference at 6:05 p.m.

2. **ROLL CALL**

**Members present:** Councilmembers/Directors: Sarno, Trujillo, Zamora, Mayor Pro Tem/Vice Chair Rodriguez and Mayor/Chair Mora.

**Members absent:** None.

3. **INVOCATION**

Council Member Trujillo led the invocation.

4. **PLEDGE OF ALLEGIANCE**

The Youth Leadership led the Pledge of Allegiance.

5. **PUBLIC COMMENTS**

David Wheatley spoke under public comments.

### **PUBLIC FINANCING AUTHORITY**

6. **CONSENT AGENDA**

*Consent Agenda items are considered routine matters which may be enacted by one motion and vote. Any item may be removed from the Consent Agenda and considered separately by the Public Financing Authority.*

- a. Minutes of the February 11, 2021 Public Financing Authority Meetings (City Clerk)

**Recommendation:**

- Approve the minutes as submitted.

- b. Monthly Report on the Status of Debt Instruments Issued through the City of Santa Fe Springs Public Financing Authority (PFA) (Finance)

**Recommendation:**

- Receive and file the report.

It was moved by Council Member Zamora, seconded by Council Member Sarno to approve Items No. 6a and 6b, by the following vote:

**Ayes:** Sarno, Trujillo, Zamora, Rodríguez, Mora

**Nayes:** None

**Absent:** None

## **WATER UTILITY AUTHORITY**

### **7. CONSENT AGENDA**

*Consent Agenda items are considered routine matters which may be enacted by one motion and vote. Any item may be removed from the Consent Agenda and considered separately by the Water Utility Authority.*

- a. Minutes of the February 11, 2021 Water Utility Authority Meetings (City Clerk)

**Recommendation:**

- Approve the minutes as submitted.

- b. Monthly Report on the Status of Debt Instruments Issued through the City of Santa Fe Springs Water Utility Authority (WUA) (Finance)

**Recommendation:**

- Receive and file the report.

- c. Status Update of Water-Related Capital Improvement Projects (Public Works)

**Recommendation:**

- Receive and file the report.

- d. Whittier Water Connection Upgrade – Final Payment (Public Works)

**Recommendation:**

- Approve Contract Change Order No. 1 in the amount of \$28,832.49;
- Authorize the Mayor to execute Contract Change Order No. 1 in the amount of \$28,832.49;
- Approve the Final Payment to 316 Engineering and Construction Company of Rosemead, California in the amount of \$50,062.35 (less 5% Retention).

It was moved by Council Member Trujillo, seconded by Mayor Pro Tem Rodriguez to approve Items No. 7a through 7d, by the following vote:

**Ayes:** Sarno, Trujillo, Zamora, Rodríguez, Mora

**Nayes:** None

**Absent:** None

## **HOUSING SUCCESSOR**

### **8. CONSENT AGENDA**

*Consent Agenda items are considered routine matters which may be enacted by one motion and vote. Any item may be removed from the Consent Agenda and considered separately by the Housing Successor.*

- Minutes of the February 11, 2021 Housing Successor Meetings (City Clerk)

**Recommendation:**

- Approve the minutes as submitted.

It was moved by Council Member Sarno, seconded by Council Member Zamora to approve the consent agenda, by the following vote:

**Ayes:** Sarno, Trujillo, Zamora, Rodríguez, Mora

**Nayes:** None

**Absent:** None

## **SUCCESSOR AGENCY**

### **9. CONSENT AGENDA**

*Consent Agenda items are considered routine matters which may be enacted by one motion and vote. Any item may be removed from the Consent Agenda and considered separately by the Successor Agency.*

Minutes of the February 11, 2021 Successor Agency Meetings (City Clerk)

#### **Recommendation:**

- Approve the minutes as submitted.

It was moved by Mayor Pro Tem Rodriguez, seconded by Council Member Trujillo to approve the consent agenda, by the following vote:

**Ayes:** Sarno, Trujillo, Zamora, Rodríguez, Mora

**Nays:** None

**Absent:** None

## **CITY COUNCIL**

### **10. CONSENT AGENDA**

*Consent Agenda items are considered routine matters which may be enacted by one motion and vote. Any item may be removed from the Consent Agenda and considered separately by the City Council.*

a. Minutes of the February 11, 2021 Regular City Council Meetings (City Clerk)

#### **Recommendation:**

- Approve the minutes as submitted.

b. General Motion to Waive Full Reading and Read Ordinance by Title Only Pursuant to California Government Code Section 36934 (City Clerk)

#### **Recommendation:**

- Approve a general motion to waive full reading and read Ordinance titles only, pursuant to California Government Code Section 36934.

c. Second Reading of Ordinance No. 1117 – An Ordinance adding Chapter 40 to Title III of the of the Santa Fe Springs Municipal Code Implementing Electronic Filing of Campaign Disclosure Statements and Statements of Economic Interest (City Clerk)

#### **Recommendation:**

- Adopt Ordinance No. 1117.

d. Los Nietos Road Street Improvements – Final Payment (Public Works)

#### **Recommendation:**

- Approve the Final Payment to All American Asphalt of Corona, California in the amount of \$112,959.31 (less 5% Retention).

It was moved by Council Member Zamora, seconded by Mayor Pro Tem Rodriguez to approve the consent agenda, by the following vote:

**Ayes:** Sarno, Trujillo, Zamora, Rodríguez, Mora

**Nays:** None

**Absent:** None

**PUBLIC HEARING**

**11. State of California Citizens' Option for Public Safety (COPS) Grant Program (Police Services)**

**Recommendation:**

- Open the Public Hearing;
- Receive any comments from the public wishing to speak on this matter and thereafter close the Public Hearing; and
- Approve the expenditure of the State of California Citizens' Option for Public Safety (COPS) grant funds as outlined in the plan contained herein.

Director of Police Services, Dino Torres provided a brief presentation on Item No. 11.

Mayor Mora opened the public hearing at 6:15 p.m.

There were no speakers for Item No. 11.

Mayor Mora closed the public hearing at 6:16 p.m.

It was moved by Council Member Trujillo, seconded by Council Member Sarno to approve the expenditure of the State of California Citizens' Option for Public Safety (COPS) grant funds as outlined in the plan contained herein, by the following vote:

**Ayes:** Sarno, Trujillo, Zamora, Rodríguez, Mora

**Nayes:** None

**Absent:** None

**NEW BUSINESS**

**12. Approval of Use Agreement for Athletic Fields and Facilities with Norwalk-Santa Fe Springs Saints Youth Football & Cheer for 2021-2023 (Community Services)**

**Recommendation:**

- Approve the Use Agreement for Athletic Fields and Facilities with the Norwalk-Santa Fe Springs Saints Youth Football & Cheer for 2021-2023.
- Authorize the Mayor to execute and sign the Use Agreement for Athletic Fields and Facilities with the Norwalk-Santa Fe Springs Saints Youth Football & Cheer.

**13. Approval of Use Agreement for Athletic Fields and Facilities with Metropolitan Little League for 2021-2023 (Community Services)**

**Recommendation:**

- Approve the Use Agreement for Athletic Fields and Facilities with the Metropolitan Little League for 2021-2023.
- Authorize the Mayor to execute and sign the Use Agreement for Athletic Fields and Facilities with Metropolitan Little League.

Parks & Recreation Services Manager, Gus Hernandez provided a brief presentation on both Items No. 12 and 13.

It was moved by Mayo Pro Tem Rodriguez, seconded by Council Member Zamora, to approve the Use Agreement for Athletic Fields and Facilities with the Norwalk-Santa Fe Springs Saints Youth Football & Cheer for 2021-2023 and approve the Use Agreement for Athletic Fields and Facilities with the Metropolitan Little League for 2021-2023 and authorize the Mayor to execute and sign both agreements, by the following vote:

**Ayes:** Sarno, Trujillo, Zamora, Rodríguez, Mora  
**Nayes:** None  
**Absent:** None

**14. Catch Basin Maintenance Services – Award of Contract (Public Works)**

**Recommendation:**

- Award a contract with Ron's Maintenance Inc. for Catch Basin Inspection and Cleaning for an amount not to exceed \$31,760.

Director of Public Works, Noe Negrete provided a brief presentation on Item No. 14.

It was moved by Council Member Sarno, seconded by Council Member Trujillo, to award a contract with Ron's Maintenance Inc. for Catch Basin Inspection and Cleaning for an amount not to exceed \$31,760, by the following vote:

**Ayes:** Sarno, Trujillo, Zamora, Rodríguez, Mora  
**Nayes:** None  
**Absent:** None

**15. City of Bellflower Traffic Signal Maintenance Services – Approval of Contract Amendment No. 7 (Public Works)**

**Recommendation:**

- Approve Amendment No. 7 to the agreement with the City of Bellflower to provide Signal Maintenance Services; and
- Authorize the City Manager to execute the agreement on behalf of the City.

Director of Public Works, Noe Negrete provided a brief presentation on Item No. 15.

It was moved by Mayor Pro Tem Rodriguez, seconded by Council Member Sarno, to approve Amendment No. 7 to the agreement with the City of Bellflower to provide Signal Maintenance Services; and authorize the City Manager to execute the agreement on behalf of the City, by the following vote:

**Ayes:** Sarno, Trujillo, Zamora, Rodríguez, Mora  
**Nayes:** None  
**Absent:** None

**16. Approval of Parcel Map No. 82709–9883 Greenleaf Avenue (Public Works)**

**Recommendation:**

- Approve Parcel Map No. 82709;
- Find that Parcel Map No. 82709 together with the provisions for its design and improvement, is consistent with the City's General Plan; and
- Authorize the City Engineer and City Clerk to sign Parcel Map No.

82709.

Director of Public Works, Noe Negrete provided a brief presentation on Item No. 15.

It was moved by Council Member Trujillo, seconded by Mayor Pro Tem Rodriguez, to approve Parcel Map No. 82790; find that Parcel Map No. 82709 together with the provisions for its design and improvement, is consistent with the City's General Plan; and authorize the City Engineer and City Clerk to sign Parcel Map No. 82709, by the following vote:

**Ayes:** Sarno, Trujillo, Zamora, Rodríguez, Mora

**Nays:** None

**Absent:** None

#### **17. CITY MANAGER AND EXECUTIVE TEAM REPORTS**

- City Manager, Raymond R. Cruz spoke about a meeting in spring 2019 which involved City Council and Directors to meet with John Bramble from Management Partners, a retired City Manager, along with his assistant Julie Hernandez, to help create a Goal Setting Retreat. This retreat provided a list of strategic goals for staff and was happy to announce that most of those goals have been met. He stated that John Bramble is set to schedule another Goal Setting Retreat on April 24, 2021.
- Senior Management Analyst, Maribel Garcia provided a brief updated on the restaurant grant program. She noted that the City will be hand delivering checks, along with acknowledgment letters to those businesses that qualified for the grant. She also spoke about Senate Bill 1383, which aims to regulate organic waste starting January 1, 2022. Lastly, she spoke about Universal Waste Systems located in the City has been identified by the State as a high diversion facility, which means they will be able to take in food waste in the future.
- Director of Public Works, Noe Negrete spoke about the upcoming preconstruction meeting regarding the Town Center Parking Lot renovation. He also spoke about upcoming baseball field renovations.
- Director of Planning, Wayne Morrell introduced Senior Planner, Cuong Nguyen announced information on the third general plan workshop at the end of the month.
- Director of Police Services, Dino Torres spoke about an increase of catalytic converter thefts across the state and provided tips on preventing theft.
- Fire Chief, Brent Hayward provided an update on COVID-19 cases within the City and across the County. He also introduced new firefighter paramedics.
- Director of Finance and Administrative Services, Travis Hickey spoke about the developing budget for the 2021-2021 fiscal year.
- Director of Community Services, Maricela Balderas spoke about the delivery of St. Patrick's Day gift bags to seniors last week, as well as modified Easter activities for City residents. Lastly, she provided updates on sporting fields throughout the City and upcoming modified protocols for outdoor activities.

**18. PRESENTATIONS**

Introduction of New Santa Fe Springs Department of Fire-Rescue Firefighter Candidates

**19. APPOINTMENTS TO BOARDS, COMMITTEES, COMMISSIONS**

No appointments were made.

**20. COUNCIL COMMENTS**

Councilmember Sarno thanked the Fire-Rescue Department for their quick responses and their professionalism. He also welcomed the new firefighters and expressed his excitement on progressing forward with City offerings as restrictions ease.

Councilmember Trujillo also thanked the Fire-Rescue Department for offering great service to residents, and also looked forward to the reopening of City facilities.

Councilmember Zamora stated he is also looking forward to see children being able to enjoy facilities once again, and thanked parents for taking the necessary steps to provide support for their children. Lastly, he acknowledged the support stemming from the restaurant grant program, and thanked staff for their work.

Mayor Pro Tem Rodriguez thanked Police Services for continuing to offer the Safe Neighborhood Program and the Every 15 Minutes program. She also congratulated the new firefighters and wished everyone in attendance a Happy St. Patrick's Day.

Mayor Mora highlighted the great work by the Fire-Rescue Department, and acknowledged the great security work done by the IT Department staff. He thanked all staff for their hard work, and expressed his excitement at services beginning to reopen again.

**CLOSED SESSION**

**21. THREAT TO PUBLIC SERVICES OR FACILITIES**

(Pursuant to California Government Code Section 54957)

**Consultation with:** Fire Chief, Police Chief and Captain, Director of Police Services, City Attorney

**CLOSED SESSION**

**22. PUBLIC EMPLOYMENT**

(Pursuant to California Government Code Section 54957(b)(1))

TITLE: City Manager Evaluation

**CLOSED SESSION**

**23. CONFERENCE WITH LABOR NEGOTIATORS**

(Pursuant to California Government Code Section 54957.6)

**Agency Designated Representatives:** City Manager, Director of Finance, Human Resources Manager, City Attorney, Labor Negotiator.

**Employee Organizations:** Santa Fe Springs City Employees' Association and Santa Fe Springs Firefighters' Association

**CLOSED SESSION**

**24. CONFERENCE WITH LABOR NEGOTIATORS**

(Pursuant to California Government Code Section 54957.6)

**Agency Designated Representatives:** City Manager, City Attorney, Labor Negotiator

**Employee Organization:** Santa Fe Springs Executive, Management and Confidential Employees' Association

---

***Mayor Mora recessed the meeting at 7:26 p.m.***

***Mayor Mora reconvened the meeting at 9:56 p.m.***

---

**25. CLOSED SESSION REPORT**

City Attorney, Ivy M. Tsai provided a report on Closed Session Items: Direction was given to staff and no reportable action was taken.

**26. ADJOURNMENT**

Mayor Mora adjourned the meeting at 9:56 p.m.

---

John M. Mora  
Mayor

**ATTEST:**

---

Janet Martinez  
City Clerk

---

Date



# ***City of Santa Fe Springs***

City Council Meeting

ITEM NO. 10B

*April 20, 2021*

## **CONSENT AGENDA**

A Resolution of the City Council Reaffirming the Existence of a Local Emergency Due to the Threat of COVID-19 (pursuant to Government Code section 8630)

## **RECOMMENDATION**

- Adopt Resolution No. 9712:  
A RESOLUTION OF THE CITY COUNCIL OF THE CITY OF SANTA FE SPRINGS, CALIFORNIA, REAFFIRMING THE EXISTENCE OF A LOCAL EMERGENCY DUE TO THE THREAT OF COVID-19

## **BACKGROUND**

On March 4, 2020, the Governor of California issued a proclamation declaring a state of emergency due to the threat of COVID-19. On March 13, 2020, the President of the United States issued a proclamation of national emergency, beginning March 1, 2020, due to the COVID-19 outbreak. On March 17, 2020, the City Manager, acting as the Director of Emergency Services, issued a proclamation declaring the existence of a local emergency beginning March 12, 2020, due to the threat of COVID-19. On March 18, 2020, the City Council adopted Resolution No. 9668 ratifying the proclamation, and on April 9, 2020, the City Council adopted Resolution No. 9669 relating to taking action in response to the local emergency. The City Council has continued to reaffirm the existence of a local emergency due to the threat of COVID-19.

Government Code section 8630(c) provides that the City Council shall review the need for continuing the local emergency at least once every 60 days until the City Council terminates the local emergency. California's "Stay Home" Executive Order and Public Health Order, as well as the state's "Blueprint for a Safer Economy" for the gradual reopening of certain businesses and activities, remain in effect. Los Angeles County is currently in Tier 1 (Widespread), the highest risk level under the Blueprint for a Safer Economy.

Although vaccines for COVID-19 are in the process of being distributed, eligibility for Californians 16 years of age or older will only be as of April 15, 2021, and vaccination is dependent on supplies. As of April 12, 2021, the Los Angeles Department of Public Health reported 1,226,596 cases of COVID-19 in Los Angeles County, including 23,498 deaths, with 2,843 cases and 36 deaths reported in Santa Fe Springs. COVID-19 continues to pose an extreme peril to the safety of individuals in Santa Fe Springs and Los Angeles County, and the reasons for declaring a local emergency still exist. Therefore, staff recommends that the City Council adopt the attached Resolution affirming the existence of a local emergency in accordance with Government Code section 8630(c).



# ***City of Santa Fe Springs***

City Council Meeting

*April 20, 2021*

Raymond R. Cruz  
City Manager

Attachment:

1. Resolution No. 9712

**RESOLUTION NO. 9712**

**A RESOLUTION OF THE CITY COUNCIL OF THE CITY OF SANTA FE SPRINGS, CALIFORNIA, REAFFIRMING THE EXISTENCE OF A LOCAL EMERGENCY DUE TO THE THREAT OF COVID-19**

WHEREAS, on March 4, 2020, the Governor of California issued a proclamation declaring a state of emergency due to the threat of COVID-19; and

WHEREAS, on March 13, 2020, the President of the United States issued a proclamation of national emergency, beginning March 1, 2020, due to the COVID-19 outbreak; and

WHEREAS, on March 17, 2020, the City Manager, acting as the Director of Emergency Services, issued a proclamation declaring the existence of a local emergency beginning March 12, 2020, due to the threat of COVID-19; and

WHEREAS, on March 18, 2020, the City Council adopted Resolution No. 9668 ratifying the proclamation declaring the existence of a local emergency, and on April 9, 2020, the City Council adopted Resolution No. 9669 relating to taking action in response to the local emergency; and

WHEREAS, the City Council previously adopted Resolution Nos. 9672, 9684, 9696, 9701, and 9707 reaffirming the existence of a local emergency due to the threat of COVID-19; and

WHEREAS, Government Code section 8630(c) provides that the City Council shall review the need for continuing the local emergency at least once every 60 days until the City Council terminates the local emergency; and

WHEREAS, California's "Stay Home" Executive Order and Public Health Order, as well as the state's "Blueprint for a Safer Economy" for the gradual reopening of certain businesses and activities, remain in effect; and

WHEREAS, although vaccines for COVID-19 are in the process of being distributed, eligibility for Californians 16 years of age or older will only be as of April 15, 2021, and vaccination is dependent on supplies; and

WHEREAS, as of April 12, 2021, the Los Angeles Department of Public Health reported 1,226,596 cases of COVID-19 in Los Angeles County, including 23,498 deaths, with 2,843 cases and 36 deaths reported in Santa Fe Springs; and

WHEREAS, COVID-19 continues to pose an extreme peril to the safety of individuals in Santa Fe Springs and Los Angeles County, and the reasons for declaring a local emergency still exist.

NOW, THEREFORE, THE CITY COUNCIL OF THE CITY OF SANTA FE SPRINGS DOES HEREBY RESOLVE AS FOLLOWS:

1. The City Council determines that there is need for continuing the local emergency until such time as the City Council declares the termination of the local emergency. The City Council will review the need for continuing the local emergency at least once every 60 days in accordance with Government Code section 8630(c).

2. The City Council reaffirms Resolution Nos. 9668 and 9669 relating to the declaration of and response to a local emergency due to the threat of COVID-19, and all parts therein.

APPROVED and ADOPTED this 20<sup>th</sup> day of April, 2021.

AYES:

NOES:

ABSENT:

ABSTAIN:

---

John M. Mora, Mayor

ATTEST:

---

Janet Martinez, CMC, City Clerk



# ***City of Santa Fe Springs***

*City Council Meeting*

**ITEM NO. 10C**

*April 20, 2021*

## **CONSENT AGENDA**

### **Sub-Committee Updates**

#### **RECOMMENDATION**

Receive and file the meeting reports.

### **BACKGROUND**

#### **Audit/Finance Sub-Committee**

An Audit/Finance Sub-committee meeting was held on April 12, 2021. The meeting was attended by Mayor Mora, Councilmember Zamora, City Manager Ray Cruz, Director of Finance & Administrative Services Travis Hickey, Finance Manager Lana Dich, and the City's independent auditor Mr. Nitin Patel of CliftonLarsonAllen LLP ("CLA").

The following items were discussed during the meeting:

1. The minutes of the July 20, 2020 were approved as presented.
2. The Comprehensive Annual Financial Report for the year ended June 30, 2020 was discussed. Mr. Patel gave a brief presentation of the audit results and overview of the audit process. Mr. Patel also discussed the various opinions and reports issued by CLA in connection with the audit. There were questions and discussion between the Sub-committee members, staff, and the auditor related to the items identified by the auditor in their report on internal controls and compliance.
3. The meeting schedule for the Audit/Finance Sub-committee was discussed with direction from the Sub-committee members to schedule meetings quarterly going forward.

#### **Economic Development Sub-Committee**

On April 07, 2021, a meeting was held with Manny Bukiet of Westland Real Estate Group, Councilmember Joe Angel Zamora and Jay Sarno (Council Economic Development Subcommittee), City Manager Ray Cruz, City Attorney Ivy Tsai, Certified Municipal Clerk Janet Martinez, Director of Planning Wayne M. Morrell, and selected members of his staff. Several councilmembers may recall meeting Manny at ICSC RECon, which is annually held at the Las Vegas Convention Center. The proposed development is intended to create a "downtown" area within the Sculpture Garden area.

The following items were discussed during the meeting:

1. Westland Real Estate Group's proposed development within a portion of the Sculpture Garden.



# ***City of Santa Fe Springs***

*City Council Meeting*

*April 20, 2021*

2. Potential types of businesses that can be brought to the City were discussed such as a brewery, cigar lounge, pizza place, entertainment stage with seating, and shops.
3. Other completed developments worked on by Westland Real Estate Groups were demonstrated such as the project done in the City of Downey named Downey Gateway.
4. After a presentation by Manny, followed by intermittent questions and comments, it appeared that the subcommittee was pleased with the proposal. As a result, the subcommittee determined that the proposal should be brought before the rest of the Council.

## **FISCAL IMPACT**

None.

Raymond R. Cruz  
City Manager



## NEW BUSINESS

Resolution No. 9711 for Fitness Court Project at Los Nietos Park/Proposition 68 Funding

### **RECOMMENDATIONS**

- Adopt Resolution No. 9711 approving the Parks and Recreation Services Manager to apply for Proposition 68, Per Capita Park Bond Grant Funds;
- Approve Adding the Fitness Court Project to the Capital Improvement Plan; and
- Appropriate \$266,000 from Utility Users Tax Funds for the project.

### **BACKGROUND**

In 2015, the County of Los Angeles launched the Countywide Parks and Recreation Needs Assessment, which consisted of inventorying parks and park amenities, analyzing data to determine the needs of different park amenities, holding various public forums, and making recommendations to agencies about parks and park amenities. The final needs assessment report was completed in 2016 and 10 projects were identified for future implementation to promote health and wellness among residents. One of these projects is a fitness facility. Although the fitness facility was originally recommended for Santa Fe Springs Park, staff is recommending to place it at Los Nietos Park instead, where there is better lighting, higher visibility, and more pedestrian traffic. In 2015, the City became a HEAL (Healthy Eating Active Living) City. This initiative educates and empowers the community to improve and maintain overall health and well-being, and to advocate for a healthy community culture. A fitness facility, like the Fitness Court, is also aligned with the HEAL initiative.

On June 5, 2018, California voters approved Prop 68, also known as "Parks and Water Bond Act of 2018." The Prop 68 Per Capita Program offers funding for local park rehabilitation, creation, and improvement grants to local governments on a per capita basis. Grant recipients are encouraged to utilize awards to rehabilitate existing infrastructure and to address deficiencies in neighborhoods lacking access to outdoors. Prop 68 includes \$185,000,000 to be distributed to regional parks and open space districts, counties, cities, and other eligible local districts for park or open space acquisition, development, or capital outlay.

Prop 68 imposes several requirements on public agencies in order to receive the per capita grant funds. One of these requirements is that a project must be identified prior to applying. Staff is recommending that the Fitness Court project at Los Nietos Park be identified as the project for the Prop 68 per capita funding. The grant process starts with the Mayor and City Council adopting the required resolution.

A Fitness Court is a 38' x 38' outdoor bodyweight circuit training center. It provides a full-body workout to adults of all ability levels. With 7 functional fitness zones, the Fitness Court can be used in thousands of ways. The Fitness Court comes with a free web application that can be accessed by any smart device. The app is 100% free to download

and use, and has various workouts where people of all different abilities can follow.

### **LEGAL REVIEW**

The City Attorney's office has reviewed the proposed resolution.

### **FISCAL IMPACT**

The total project cost breakdown is as follows:

Construction (Fitness Court Equipment)	\$130,000
Construction (Site Prep & Installation)	\$70,000
Engineering	\$20,000
Inspection	\$16,000
Contingency	\$30,000
<b>Total Project Cost</b>	<b>\$266,000</b>

Although the City is eligible for the maximum allocation of \$188,953, a 20% match must be allocated as a requirement of the Prop 68 grant. The match for this project is \$53,200, therefore, the City will be applying for the maximum amount of \$188,953. It is important to note that this is a reimbursable grant. As invoices are processed for payment, they will also be submitted to reimbursement from the State. Staff also intends to apply for a privately funded \$25,000 grant from National Fitness Court to be used towards the 20% match. Additionally, staff intends to work with the National Fitness Campaign to solicit private sponsorships.

### **INFRASTRUCTURE IMPACT**

The new Fitness Court will measure 38' x 38' and will provide Santa Fe Springs residents a destination to engage in safe, no-cost physical fitness.

The Mayor may call upon Parks and Recreation Services Manager, Gus Hernandez, to answer questions the Council may have regarding the staff report.



Raymond R. Cruz  
City Manager

### **Attachments**

1. RESOLUTION 9711
2. LOS ANGELES COUNTY PARK NEEDS ASSESSMENT- City of Santa Fe Springs Study Area Profile
3. PROP 68 - PER CAPITA GRANT PROGRAM ALLOCATIONS
4. PER CAPITA MATCH CALCULATOR
5. FITNESS COURT EXECUTIVE SUMMARY

**RESOLUTION NO. 9711**

**A RESOLUTION OF THE CITY COUNCIL OF THE CITY OF SANTA FE SPRINGS  
APPROVING APPLICATION FOR PER CAPITA GRANT FUNDS**

WHEREAS, the State Department of Parks and Recreation has been delegated the responsibility by the Legislature of the State of California for the administration of the Per Capita Grant Program, setting up necessary procedures governing applications; and

WHEREAS, said procedures established by the State Department of Parks and Recreation require the grantee's Governing Body to certify by resolution the approval of project applications before submission of said applications to the State; and

WHEREAS, the City, as the grantee, will enter into a contract with the State of California to complete the project.

NOW, THEREFORE, BE IT RESOLVED that the City Council of the City of Santa Fe Springs hereby:

1. Approves the filing of a project application for the Per Capita program grant project; and
2. Certifies that the City, as the grantee, has or will have available, prior to commencement of project work utilizing Per Capita funding, sufficient funds to complete the project; and
3. Certifies that the grantee has or will have sufficient funds to operate and maintain the project; and
4. Certifies that all projects proposed will be consistent with the park and recreation element of the City of Santa Fe Springs general or recreation plan (PRC §80063(a)), and
5. Certifies that these funds will be used to supplement, not supplant, local revenues in existence as of June 5, 2018 (PRC §80062(d)); and
6. Certifies that it will comply with the provisions of §1771.5 of the State Labor Code; and
7. (PRC §80001(b)(8)(A-G)) To the extent practicable, as identified in the "Presidential Memorandum--Promoting Diversity and Inclusion in Our National Parks, National Forests, and Other Public Lands and Waters," dated January 12, 2017, the City will consider a range of actions that include, but are not limited to, the following:
  - A. Conducting active outreach to diverse populations, particularly minority, low-income, and disabled populations and tribal communities, to increase awareness within those communities and the public generally about specific programs and opportunities.
  - B. Mentoring new environmental, outdoor recreation, and conservation leaders to increase diverse representation across these areas.
  - C. Creating new partnerships with state, local, tribal, private, and nonprofit organizations to expand access for diverse populations.

- D. Identifying and implementing improvements to existing programs to increase visitation and access by diverse populations, particularly minority, low-income, and disabled populations and tribal communities.
  - E. Expanding the use of multilingual and culturally appropriate materials in public communications and educational strategies, including through social media strategies, as appropriate, that target diverse populations.
  - F. Developing or expanding coordinated efforts to promote youth engagement and empowerment, including fostering new partnerships with diversity-serving and youth-serving organizations, urban areas, and programs.
  - G. Identifying possible staff liaisons to diverse populations.
- 8. Agrees that to the extent practicable, the project will provide workforce education and training, contractor and job opportunities for disadvantaged communities (PRC §80001(b)(5)); and
  - 9. Certifies that the grantee shall not reduce the amount of funding otherwise available to be spent on parks or other projects eligible for funds under this division in its jurisdiction. A one-time allocation of other funding that has been expended for parks or other projects, but which is not available on an ongoing basis, shall not be considered when calculating a recipient's annual expenditures. (PRC §80062(d)); and
  - 10. Certifies that the grantee has reviewed, understands, and agrees to the General Provisions contained in the contract shown in the Procedural Guide; and
  - 11. Delegates the authority to the Director of Community Services, or designee, to conduct all negotiations, sign and submit all documents, including, but not limited to applications, agreements, amendments, and payment requests, which may be necessary for the completion of the grant scope; and
  - 12. Agrees to comply with all applicable federal, state and local laws, ordinances, rules, regulations and guidelines.

APPROVED and ADOPTED this 20<sup>th</sup> day of April, 2021 by the following roll call vote:

AYES:

NOES:

ABSENT:

ABSTAIN:

---

John M. Mora, Mayor

ATTEST:

---

**APPROVED:**  
**ITEM NO.:**

Janet Martinez, CMC, City Clerk




# City of Santa Fe Springs

## STUDY AREA PROFILE

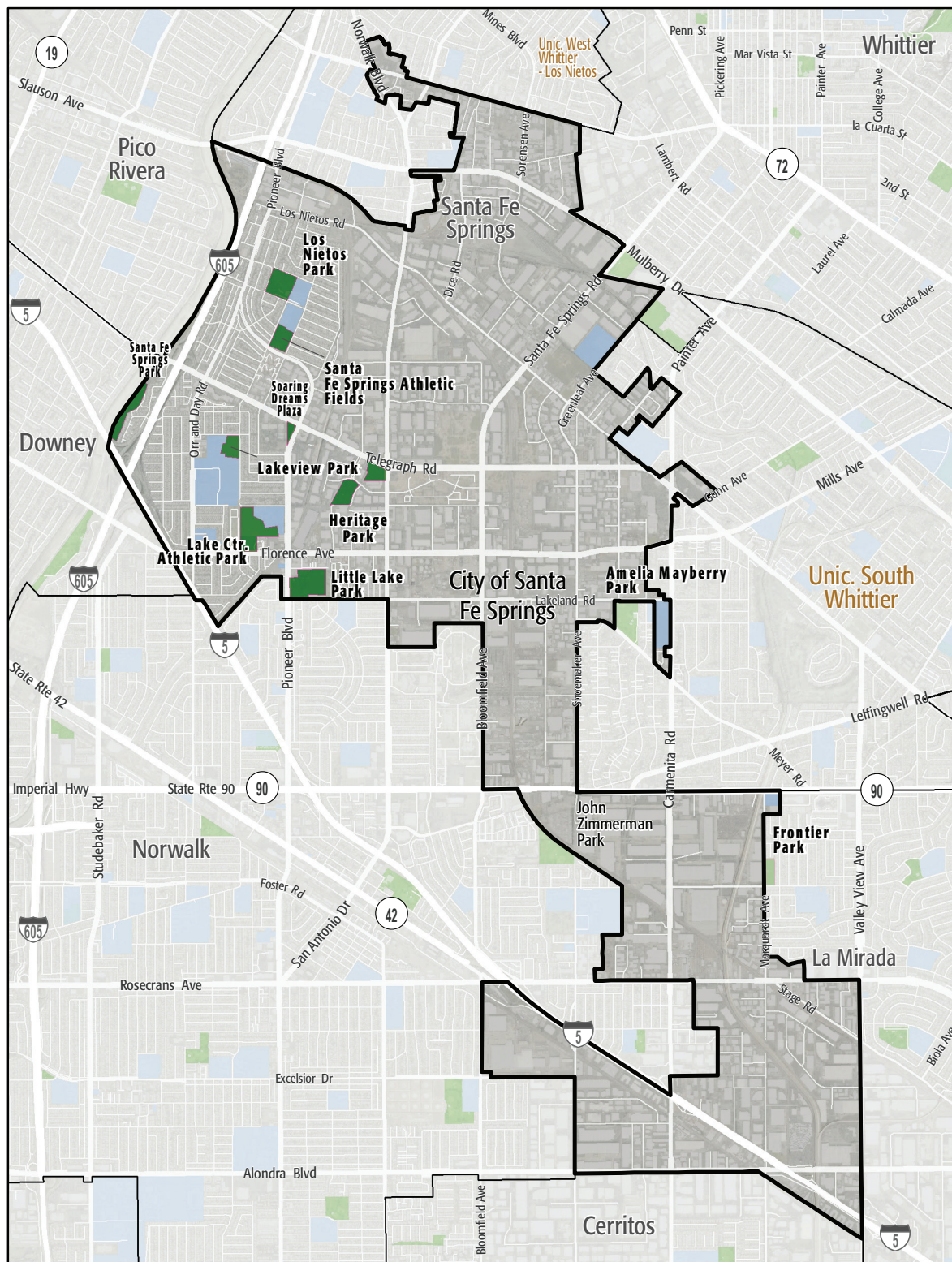
STUDY AREA ID #126

- BASE MAP
- PARK METRICS
- WHERE ARE PARKS MOST NEEDED
- AMENITY QUANTITIES AND CONDITIONS
- PARK NEEDS FRAMEWORK
- PROJECT COST ESTIMATES
- PROJECT REPORTING FORM
- COMMUNITY ENGAGEMENT FORM





# STUDY AREA BASE MAP



City of Santa Fe Springs

- Existing Park
- Existing Park Outside Study Area
- Existing School
- Other Open Space

# PARK METRICS



## PARK LAND: Is there enough park land for the population?

**101.5** PARK ACRES  
within study area

**17,630**  
POPULATION

**5.8** PARK ACRES  
PER 1,000

The county average is 3.3 park acres per 1,000

## PARK ACCESSIBILITY: Is park land located where everyone can access it?

**67%** of population living  
WITHIN 1/2 MILE  
of a park

The county average is 49% of the population living  
within 1/2 mile of a park

## PARK PRESSURE

How much park land is available to residents in the area around each park?

**Amelia Mayberry Park (14.44 Acres)**  
1.09 park acres per 1,000

**Frontier Park (4.17 Acres)**  
0.6 park acres per 1,000

**Heritage Park (12.81 Acres)**  
30.8 park acres per 1,000

**Lake Center Athletic Park (17.21 Acres)**  
5.11 park acres per 1,000

**Lakeview Park (5.84 Acres)**  
3.57 park acres per 1,000

**Little Lake Park (17.27 Acres)**  
2.65 park acres per 1,000

**Los Nietos Park (11.79 Acres)**  
3.22 park acres per 1,000

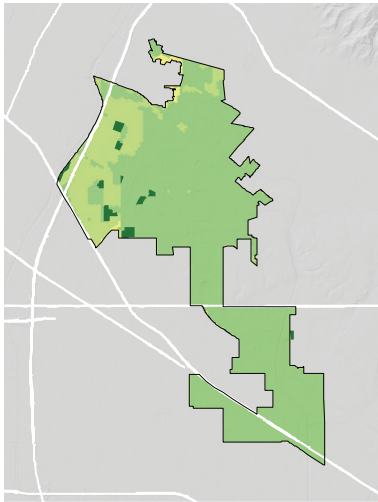
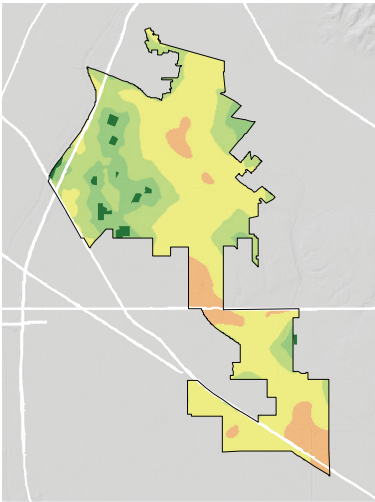
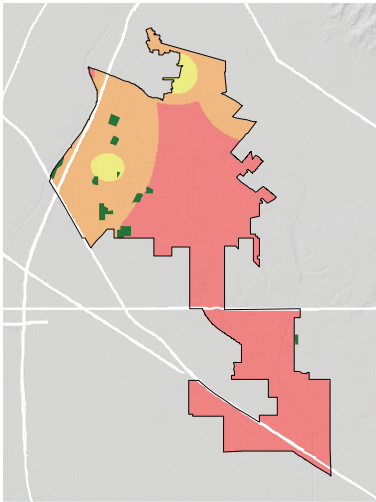
**Santa Fe Springs Athletic Fields (6.97 Acres)**  
2.81 park acres per 1,000

**Santa Fe Springs Park (9.08 Acres)**  
1.64 park acres per 1,000

**Soaring Dreams Plaza (1.95 Acres)**  
22.88 park acres per 1,000

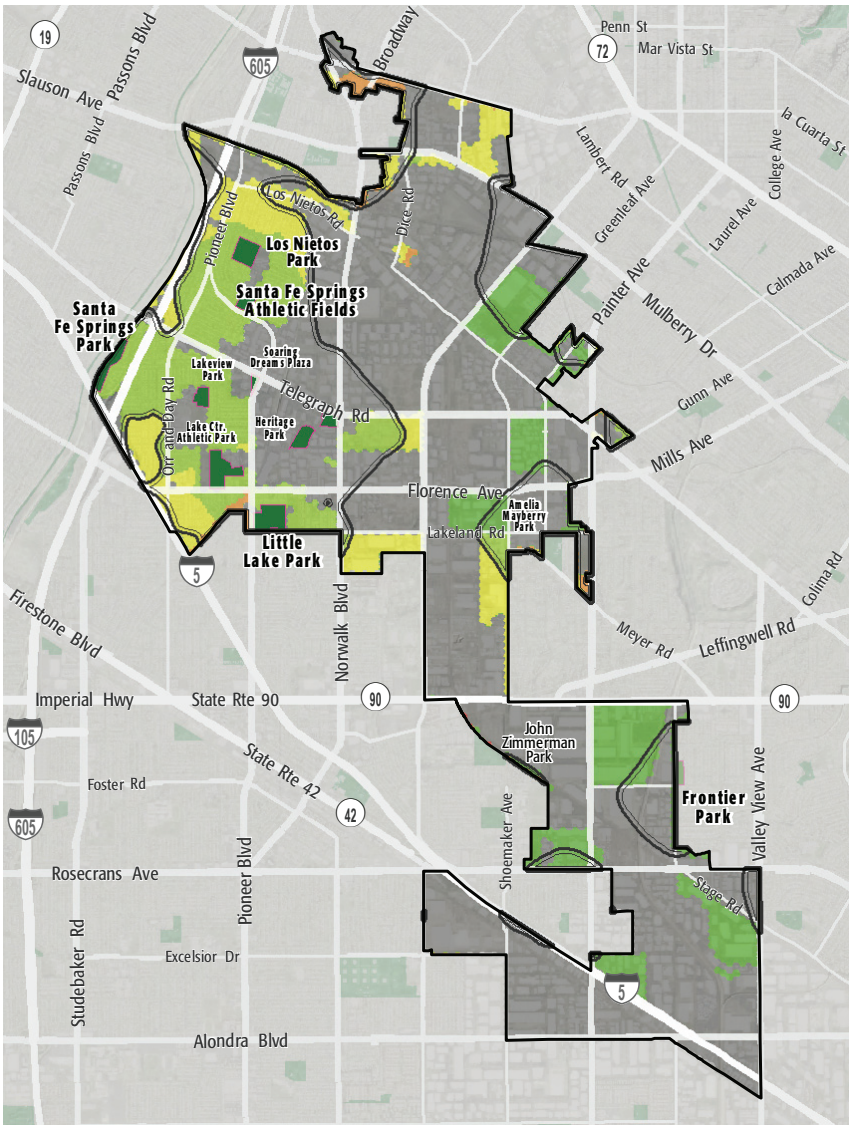
# WHERE ARE PARKS MOST NEEDED?

PARK ACRE NEED + DISTANCE TO PARKS + POPULATION DENSITY



= PARK NEED

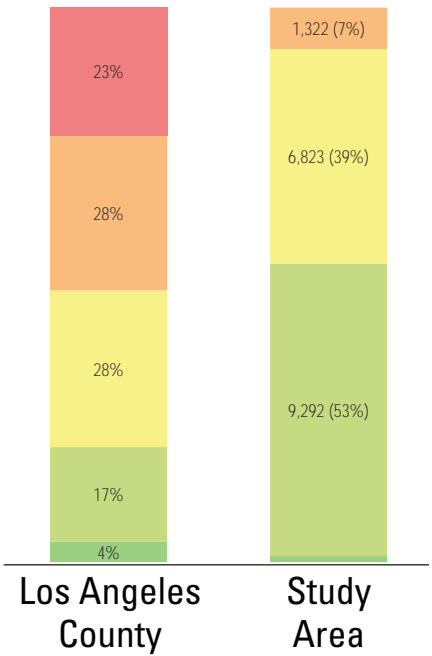
\*Calculated using the following weighting: (20% x Park Acre Need) + (20% x Distance to Parks) + (60% x Population Density)



## PARK NEED CATEGORY

- Very High
- High
- Moderate
- Low
- Very Low
- No Population
- Area within 1/2 mile walk of a park

## HOW MANY PEOPLE NEED PARKS?



## AMENITY QUANTITIES AND CONDITIONS

Park Name	Condition	General Infrastructure Condition	Open Lawn/ Turf Area	Amenities																
				Tennis Courts	Basketball Courts	Baseball Fields	Soccer Fields	Multipurpose Fields	Fitness Zones	Skate Parks	Picnic Shelters	Playgrounds	Swimming Pools	Splash Pads	Dog Parks	Gymnasiums	Community/Rec Centers	Senior Centers	Restrooms	Total
Amelia Mayberry Park	Good				4															4
	Fair							1	1		1					1		1		5
	Poor					2						1		1					2	6
Frontier Park	Good																			0
	Fair																1			1
	Poor				1							1								2
Heritage Park	Good																2		2	4
	Fair										1									1
	Poor																			0
Lake Center Athletic Park	Good					3		3												6
	Fair																1		1	2
	Poor																			0
Lakeview Park	Good							1						1						2
	Fair												1						1	2
	Poor											1					1			2
Little Lake Park	Good													1						1
	Fair				2	4						1	1				1		2	11
	Poor																			0

### AMENITY CONDITIONS SUMMARY



Amelia Mayberry Park



Frontier Park



Heritage Park



Lake Center Athletic Park



Lakeview Park



Little Lake Park

## AMENITY QUANTITIES AND CONDITIONS

Park Name	Condition	General Infrastructure Condition	Open Lawn/ Turf Area	Amenities																
				Tennis Courts	Basketball Courts	Baseball Fields	Soccer Fields	Multipurpose Fields	Fitness Zones	Skate Parks	Picnic Shelters	Playgrounds	Swimming Pools	Splash Pads	Dog Parks	Gymnasiums	Community/Rec Centers	Senior Centers	Restrooms	Total
Los Nietos Park	Good										1		1							2
	Fair				2	2		2				1				1				8
	Poor																		1	1
Santa Fe Springs Athletic Fields	Good																			0
	Fair					2		2			2	1							1	8
	Poor																			0
Santa Fe Springs Park	Good												1							1
	Fair				2			2			1	1								6
	Poor																		1	1
Soaring Dreams Plaza	Good																			0
	Fair																			0
	Poor																			0
Totals:	Good			0	4	3	0	4	0	0	1	0	4	0	0	0	2	0	2	20
	Fair			0	6	8	0	7	1	0	6	5	0	0	0	2	3	1	5	44
	Poor			0	1	2	0	0	0	0	1	2	0	1	0	0	1	0	4	12

## AMENITY CONDITIONS SUMMARY



Los Nietos Park



Santa Fe Springs  
Athletic Fields



Santa Fe Springs Park

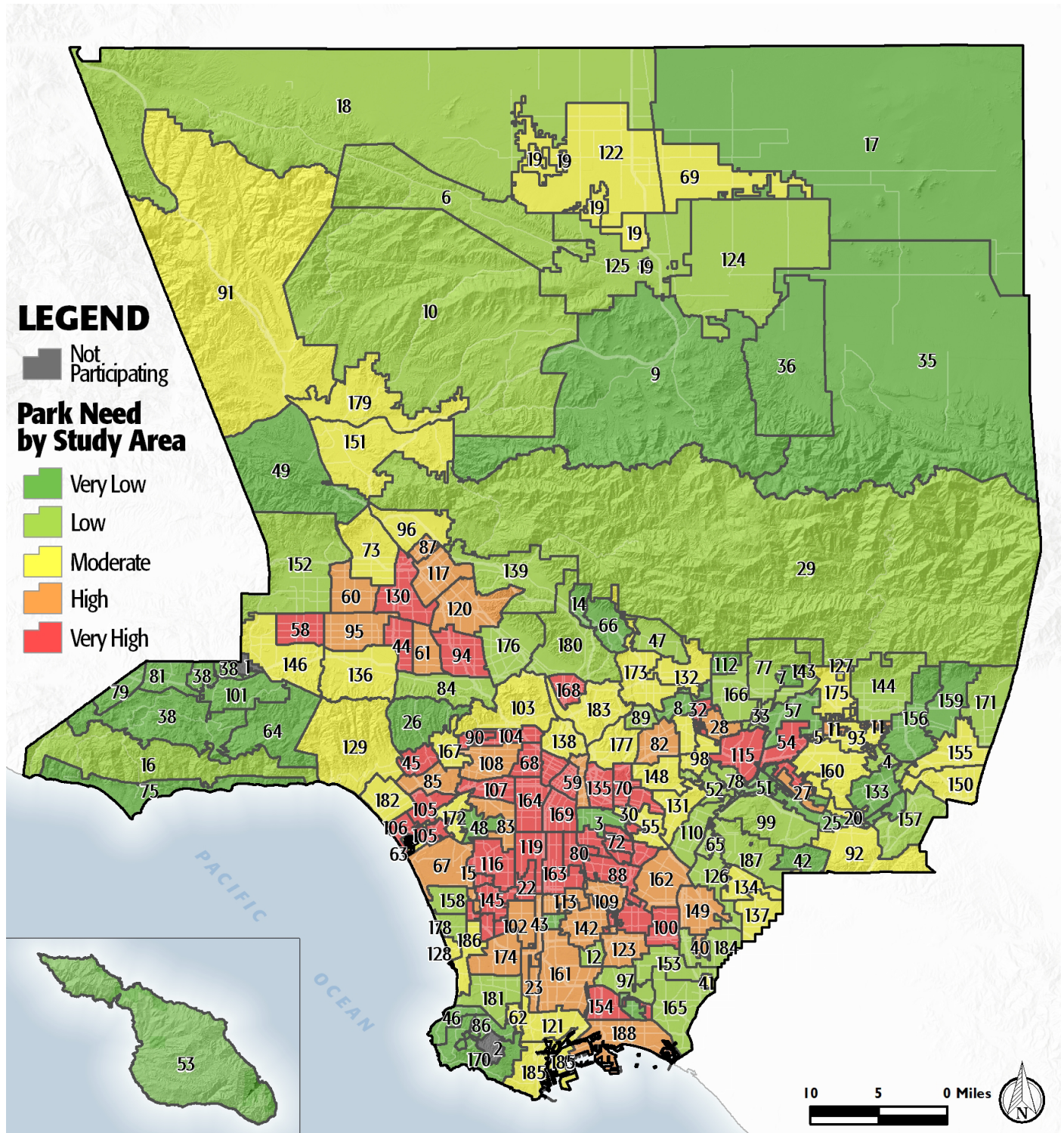
Miles of trails inside parks: 0

Miles of trails outside of parks: 0

# PARK NEEDS FRAMEWORK: COUNTYWIDE ASSESSMENT OF NEED

The results of the analysis of the park metrics were used to determine an overall park need level for each Study Area. Please refer to Section 3.0 Park Needs Framework of the main report for additional information.

City of Santa Fe Springs (#126) has a low park need.



# PROJECT COST ESTIMATES



Study Area:

City of Santa Fe Springs

Study Area ID

126

## Prioritized Projects

Project Number	Project Description	Cost
1	Add Skate Parks at Soaring Dreams Plaza	\$775,000
2	Add Dog Parks at Santa Fe Springs Park	\$695,200
3	Add Fitness Zones at Santa Fe Springs Park	\$70,000
4	Add Fitness Zones at Little Lake Park	\$70,000
5	Add Parking at Santa Fe Springs Park	\$593,157
6	Add Community Garden at Soaring Dreams Plaza	\$300,000
7	Add Gymnasium at Area near Florence Avenue	\$10,700,000
8	Replace Artificial Turf Soccer Fields at Santa Fe Springs Athletic Fields	\$2,350,000
9	Add Trails at Santa Fe Springs Park	\$350,000
10	Add Splash Pads at Los Nietos Park	\$750,000

## Study Area Total Costs

TOTAL COST FOR PRIORITIZED PROJECTS	\$16,653,357
TOTAL DEFERRED MAINTENANCE*	\$29,989,760
Replace amenities in "poor" condition	\$18,831,072
Repair amenities in "fair" condition	\$11,158,688
GRAND TOTAL	\$46,643,116

*Each Study Area prioritized 10 projects. These project lists are not intended to supersede or replace any planning documents, nor to obligate the lead agency to implement these projects. For further discussion of projects, please refer to the "Potential Park Projects and Cost Estimates" section of the report.*

*\*Does not include repairs or replacement projects listed as prioritized projects.*



**Study Area Name:**

Santa Fe Springs

## Prioritized Project Reporting Form

Please provide descriptions of the park projects prioritized during your Study Area's community engagement workshop. The details you provide will contribute to cost estimates that will be included with your projects in the final report of the LA Countywide Park Needs Assessment. Please be as specific as possible by providing all details that may have an impact on cost estimates (including quantities and acres where appropriate). Along with this form, please attach copies or scans of all voting forms presented at your engagement workshop.

**Please return this form to [robinson@parks.lacounty.gov](mailto:robinson@parks.lacounty.gov) no later than February 29, 2016**

1. Project Name: Skate Park

Project Location (address, assessor's parcel number, or nearest intersection):

Soaring Dreams Plaza, intersection of Telegraph Road and Pioneer Blvd.

Project Type (choose one):

☐

Repairs to Existing Amenities

☒

Add/Replace Amenities in Existing

☐

Park Build New Park or Specialty Facility (include acreage in description)

Brief Description of Project:

Permanent skate facility with concrete and custom features for skateboarding



LOS ANGELES COUNTYWIDE COMPREHENSIVE  
PARK & RECREATION NEEDS ASSESSMENT

2. Project Name: Dog Park

Project Location (address, assessor's parcel number, or nearest intersection):

Santa Fe Springs Park, 10068 Cedardale Dr., Santa Fe Springs, CA 90670

Project Type (choose one):

- ☐ Repairs to Existing Amenities
- ☒ Add/Replace Amenities in Existing Park
- ☐ Build New Park or Specialty Facility (include acreage in description)

Brief Description of Project:

Fencing, water fountains, dog obstacles/play area, bench seating and shade.

3. Project Name: Fitness Zone

Project Location (address, assessor's parcel number, or nearest intersection):

Santa Fe Springs Park. 10068 Cedardale Dr., Santa Fe Springs, CA 90670

Project Type (choose one):

- ☐ Repairs to Existing Amenities
- ☒ Add/Replace Amenities in Existing Park
- ☐ Build New Park or Specialty Facility (include acreage in description)

Brief Description of Project:

Cardiovascular and body weight equipment, shade structures and rubberized flooring.



4. Project Name: Fitness Zone

Project Location (address, assessor's parcel number, or nearest intersection):

Little Lake Park. 10900 Pioneer Blvd., Santa Fe Springs, CA 90670

Project Type (choose one):

- ☐ Repairs to Existing Amenities
- ☒ Add/Replace Amenities in Existing Park
- ☐ Build New Park or Specialty Facility (include acreage in description)

Brief Description of Project:

Cardiovascular and body weight equipment, shade structures and rubberized flooring.

5. Project Name: Additional Parking Lot

Project Location (address, assessor's parcel number, or nearest intersection):

Santa Fe Springs Park, 10068 Cedardale Dr., Santa Fe Springs, CA 90670

Project Type (choose one):

- ☐ Repairs to Existing Amenities
- ☒ Add/Replace Amenities in Existing Park
- ☐ Build New Park or Specialty Facility (include acreage in description)

Brief Description of Project:

Project includes pavement of parking lot, striping and lighting.



6. Project Name: Community Garden

Project Location (address, assessor's parcel number, or nearest intersection):

Soaring Dreams Plaza, intersection of Telegraph Road and Pioneer Blvd.

Project Type (choose one):

- ☐ Repairs to Existing Amenities
- ☒ Add/Replace Amenities in Existing Park
- ☐ Build New Park or Specialty Facility (include acreage in description)

Brief Description of Project:

Grading, perimeter fencing, water access, restrooms, storage facility and lighting to accommodate the addition of a community garden

7. Project Name: Gymnasium

Project Location (address, assessor's parcel number, or nearest intersection):

Lake Center Athletic Park, 11641 Florence Ave., Santa Fe Springs, CA 90670

Project Type (choose one):

- ☐ Repairs to Existing Amenities
- ☒ Add/Replace Amenities in Existing Park
- ☐ Build New Park or Specialty Facility (include acreage in description)

Brief Description of Project:

Gymnasium including multi-use court, fitness facility and lockers.



8. Project Name: Synthetic Field Replacement

Project Location (address, assessor's parcel number, or nearest intersection):

Santa Fe Springs Athletic Fields. 9720 Pioneer Blvd., Santa Fe Springs, CA 90670

Project Type (choose one):

- ☐ Repairs to Existing Amenities
- ☒ Add/Replace Amenities in Existing Park
- ☐ Build New Park or Specialty Facility (include acreage in description)

Brief Description of Project:

Replace grass fields with synthetic fields at SFS Park.

9. Project Name: Walking Trail

Project Location (address, assessor's parcel number, or nearest intersection):

Santa Fe Springs Park, 10068 Cedardale Dr., Santa Fe Springs, CA 90670

Project Type (choose one):

- ☐ Repairs to Existing Amenities
- ☒ Add/Replace Amenities in Existing Park
- ☐ Build New Park or Specialty Facility (include acreage in description)

Brief Description of Project:

Decomposed Granite walking trails, trail markers and signage.



10. Project Name: Los Nietos Park Splash Pad

Project Location (address, assessor's parcel number, or nearest intersection):

Los Nietos Park, 11143 Charlesworth Rd., Santa Fe Springs, CA 90670

Project Type (choose one):

- ☐ Repairs to Existing Amenities
- ☒ Add/Replace Amenities in Existing Park
- ☐ Build New Park or Specialty Facility (include acreage in description)

Brief Description of Project:

New Splash Pad areas at Los Nietos Park. Water features and water access.

If the projects reported on this form were subject to any type review process, please give a brief description of that process:

**Please return this form to [rrobinson@parks.lacounty.gov](mailto:rrobinson@parks.lacounty.gov)  
no later than **February 29, 2016****





# We all need PARKS

Study Area: 2217

## Community Engagement Plan

A Community Engagement Meeting must be held in each Study Area between December 1, 2015 and February 15, 2016. The meeting can be run by city staff or by a community-based organization of your choice. The meeting facilitator must attend one of three trainings. At the training, facilitators will receive all information needed to hold the meeting. To offset the cost of the Community Engagement Meeting, a \$2,500 stipend is available for each Study Area.

Please answer the questions below and return this form to Rita Robinson  
**robinson@parks.lacounty.gov** by **October 15, 2015**

Please tell us about your community engagement meeting:

Date: Saturday, January 23, 2015

Time: 10:00am-12:00pm

Location: Town Center Hall, 11740 E. Telegraph Road, Santa Fe Springs, CA 90670

- ☒ Parking provided
- ☒ Accessible by public transportation

What translation services (if any) will be provided? Languages:

Who will be facilitating your community engagement event(s)?

- ☒ City Staff
- ☐ Community-Based Organization. Name of CBO:

Please provide the contact information for the primary facilitator **and** any secondary facilitator (if applicable) that will be attending the mandatory training. You may have a **maximum** of 2 people.

Name: Adam Matsumoto

Title: Parks and Recreation Manager

Address: 11740 E. Telegraph Rd., Santa Fe Springs, CA 90670

Phone: 562-863-4896

Email: adammatsumoto@santafesprings.org

Name: Wayne Bergeron

Title: Community Services Supervisor

Address: 11740 E. Telegraph Rd., Santa Fe Springs, CA 90670

Phone: 562-863-4896

Email: waynebergeron@santafesprings.org

Please rank your preference for a mandatory facilitator training date. Space is limited at each training and spaces will be reserved based on the timely return of this form.

- |   |   |                             |                 |                                |
|---|---|-----------------------------|-----------------|--------------------------------|
| 2 | 1 | Monday--November 16, 2015   | 10:00am-12:00pm | Roy Anderson Recreation Center |
| 1 | 2 | Tuesday--November 17, 2015  | 6:30pm-8:30pm   | Los Angeles County Arboretum   |
| 3 | 3 | Saturday--November 21, 2015 | 10:00am-12:00pm | San Fernando Park              |

Please describe how you will promote your engagement meeting (select all that apply):

- ☒ Publicly posted notice
- ☒ Mailers
- ☒ Website
- ☒ Social Media
- ☐ Canvassing
- ☐ Television/Radio
- ☐ Other

Please describe your attendance goal (# of attendees): 50-100

Please provide any additional details related to your action plan for engaging the community:

*See attachment*

The list of prioritized parks projects generated at the community engagement meeting is due to the County by **February 29, 2016**.



# **Allocations for California Drought, Water, Parks, Climate, Coastal Protection, and Outdoor Access for All Act of 2018 Per Capita Grant Program**

**All Allocations Rounded to the Thousands  
County and Regional Park District Allocations  
(40 Percent of \$185,000,000)**

Rate of Allocations: \$1.64 Per Capita  
(Minimum of \$400,000 for populations below 247,577)

<b>Jurisdiction</b>	<b>Allocation</b>
County of Alameda	\$ -
County of Alpine	\$ 400,000
County of Amador	\$ 400,000
County of Butte	\$ 400,000
County of Calaveras	\$ 400,000
County of Colusa	\$ 400,000
County of Contra Costa	\$ 400,000
County of Del Norte	\$ 400,000
County of El Dorado	\$ 400,000
County of Fresno	\$ 1,656,780
County of Glenn	\$ 400,000
County of Humboldt	\$ 400,000
County of Imperial	\$ 400,000
County of Inyo	\$ 400,000
County of Kern	\$ 1,473,040
County of Kings	\$ 400,000
County of Lake	\$ 400,000
County of Lassen	\$ 400,000
County of Los Angeles	\$ 16,739,730
County of Madera	\$ 400,000
County of Marin	\$ 427,730
County of Mariposa	\$ 400,000
County of Mendocino	\$ 400,000
County of Merced	\$ 455,590
County of Modoc	\$ 400,000
County of Mono	\$ 400,000
County of Monterey	\$ 631,430
County of Napa	\$ -
County of Nevada	\$ 400,000
County of Orange	\$ 5,044,010
County of Placer	\$ 633,810
County of Plumas	\$ 400,000
County of Riverside	\$ 3,945,380
County of Sacramento	\$ 2,515,780

<b>Jurisdiction</b>	<b>Allocation</b>
County of San Benito	\$ 400,000
County of San Bernardino	\$ 3,510,320
County of San Diego	\$ 5,487,140
County of San Francisco	\$ 1,444,120
County of San Joaquin	\$ 1,224,650
County of San Luis Obispo	\$ 456,230
County of San Mateo	\$ 828,430
County of Santa Barbara	\$ 739,670
County of Santa Clara	\$ 1,194,060
County of Santa Cruz	\$ 447,240
County of Shasta	\$ 400,000
County of Sierra	\$ 400,000
County of Siskiyou	\$ 400,000
County of Solano	\$ 715,590
County of Sonoma	\$ 814,650
County of Stanislaus	\$ 909,500
County of Sutter	\$ 400,000
County of Tehama	\$ 400,000
County of Trinity	\$ 400,000
County of Tulare	\$ 779,560
County of Tuolumne	\$ 400,000
County of Ventura	\$ 1,398,240
County of Yolo	\$ 400,000
County of Yuba	\$ 400,000
East Bay RPD	\$ 4,592,710
Midpeninsula ROSD	\$ 1,214,590
Monterey Peninsula RPD	\$ 400,000
Napa County RPOSD	\$ 400,000
Santa Clara Valley OSD	\$ 1,120,020
<i>Note: A county with no allocation is due to an overlap with regional park district that operates and manages park and recreational areas and facilities for that population.</i>	

**California Drought, Water, Parks, Climate, Coastal Protection, and Outdoor Access for All Act  
of 2018 - Per Capita Grant Program**

**City and District Allocations  
Per Capita Program  
(60 Percent of \$185,000,000 plus \$2,000,000)**

<b>County</b>	<b>Jurisdiction</b>	<b>Allocation</b>
Alameda	City of Alameda	\$ 177,952
Alameda	City of Albany	\$ 177,952
Alameda	City of Berkeley	\$ 177,952
Alameda	City of Dublin	\$ 177,952
Alameda	City of Emeryville	\$ 177,952
Alameda	City of Fremont	\$ 177,952
Alameda	City of Livermore	\$ 177,952
Alameda	City of Newark	\$ 177,952
Alameda	City of Oakland	\$ 177,952
Alameda	City of Piedmont	\$ 177,952
Alameda	City of Pleasanton	\$ 177,952
Alameda	City of San Leandro	\$ 177,952
Alameda	City of Union City	\$ 177,952
Alameda	Hayward Area RPD	\$ 177,952
Alameda	Livermore Area RPD	\$ 177,952
Alpine	Kirkwood Meadows PUD	\$ 177,952
Amador	City of Amador	\$ 177,952
Amador	City of Lone	\$ 177,952
Amador	City of Jackson	\$ 177,952
Amador	City of Plymouth	\$ 177,952
Amador	City of Sutter Creek	\$ 177,952
Amador	Jackson Valley Irrigation District	\$ 177,952
Amador	Pine Grove CSD	\$ 177,952
Amador	Volcano CSD	\$ 177,952
Butte	Chico Area RPD	\$ 177,952
Butte	City of Biggs	\$ 177,952
Butte	City of Chico	\$ 177,952
Butte	City of Gridley	\$ 177,952
Butte	City of Oroville	\$ 177,952
Butte	Durham RPD	\$ 177,952
Butte	Feather River RPD	\$ 177,952
Butte	Paradise RPD	\$ 177,952
Butte	Town of Paradise	\$ 177,952
Calaveras	City of Angels	\$ 177,952
Calaveras	Mokelumne Hill Veterans Memorial District	\$ 177,952

**California Drought, Water, Parks, Climate, Coastal Protection, and Outdoor Access for All Act  
of 2018 - Per Capita Grant Program**

<b>County</b>	<b>Jurisdiction</b>	<b>Allocation</b>
Calaveras	San Andreas RPD	\$ 177,952
Colusa	Arbuckle PRD	\$ 177,952
Colusa	City of Colusa	\$ 177,952
Colusa	City of Williams	\$ 177,952
Colusa	Maxwell PRD	\$ 177,952
Contra Costa	Ambrose RPD	\$ 177,952
Contra Costa	Bethel Island MID	\$ 177,952
Contra Costa	City of Antioch	\$ 177,952
Contra Costa	City of Brentwood	\$ 177,952
Contra Costa	City of Clayton	\$ 177,952
Contra Costa	City of Concord	\$ 177,952
Contra Costa	City of El Cerrito	\$ 177,952
Contra Costa	City of Hercules	\$ 177,952
Contra Costa	City of Lafayette	\$ 177,952
Contra Costa	City of Martinez	\$ 177,952
Contra Costa	City of Oakley	\$ 177,952
Contra Costa	City of Orinda	\$ 177,952
Contra Costa	City of Pinole	\$ 177,952
Contra Costa	City of Pittsburg	\$ 177,952
Contra Costa	City of Pleasant Hill	\$ 177,952
Contra Costa	City of Richmond	\$ 177,952
Contra Costa	City of San Pablo	\$ 177,952
Contra Costa	City of San Ramon	\$ 177,952
Contra Costa	City of Walnut Creek	\$ 177,952
Contra Costa	Crockett CSD	\$ 177,952
Contra Costa	Kensington Police Protection and CSD	\$ 177,952
Contra Costa	Pleasant Hill RPD	\$ 177,952
Contra Costa	Town of Danville	\$ 177,952
Contra Costa	Town of Discovery Bay CSD	\$ 177,952
Contra Costa	Town of Moraga	\$ 177,952
Del Norte	City of Crescent City	\$ 177,952
El Dorado	Cameron Park CSD	\$ 177,952
El Dorado	City of Placerville	\$ 177,952
El Dorado	City of South Lake Tahoe	\$ 177,952
El Dorado	El Dorado Hills CSD	\$ 177,952
El Dorado	Fallen Leaf Lake CSD	\$ 177,952
El Dorado	Georgetown Divide RD	\$ 177,952
El Dorado	Tahoe Paradise RPD	\$ 177,952

**California Drought, Water, Parks, Climate, Coastal Protection, and Outdoor Access for All Act  
of 2018 - Per Capita Grant Program**

<b>County</b>	<b>Jurisdiction</b>	<b>Allocation</b>
Fresno	Calwa PRD	\$ 177,952
Fresno	City of Clovis	\$ 177,952
Fresno	City of Coalinga	\$ 177,952
Fresno	City of Firebaugh	\$ 177,952
Fresno	City of Fowler	\$ 177,952
Fresno	City of Fresno	\$ 177,952
Fresno	City of Huron	\$ 177,952
Fresno	City of Kerman	\$ 177,952
Fresno	City of Kingsburg	\$ 177,952
Fresno	City of Mendota	\$ 177,952
Fresno	City of Orange Cove	\$ 177,952
Fresno	City of Parlier	\$ 177,952
Fresno	City of Reedley	\$ 177,952
Fresno	City of San Joaquin	\$ 177,952
Fresno	City of Sanger	\$ 177,952
Fresno	City of Selma	\$ 177,952
Fresno	Coalinga-Huron RPD	\$ 177,952
Fresno	Del Rey CSD	\$ 177,952
Fresno	Lanare CSD	\$ 177,952
Fresno	Malaga County Water District	\$ 177,952
Glenn	City of Orland	\$ 177,952
Glenn	City of Willows	\$ 177,952
Glenn	Elk Creek CSD	\$ 177,952
Glenn	Hamilton City CSD	\$ 177,952
Humboldt	City of Arcata	\$ 177,952
Humboldt	City of Blue Lake	\$ 177,952
Humboldt	City of Eureka	\$ 177,952
Humboldt	City of Ferndale	\$ 177,952
Humboldt	City of Fortuna	\$ 177,952
Humboldt	City of Rio Dell	\$ 177,952
Humboldt	City of Trinidad	\$ 177,952
Humboldt	Manila CSD	\$ 177,952
Humboldt	McKinleyville CSD	\$ 177,952
Humboldt	North Humboldt RPD	\$ 177,952
Humboldt	Resort Improvement District No.1	\$ 177,952
Humboldt	Rohner Community PRD	\$ 177,952
Humboldt	Willow Creek CSD	\$ 177,952
Imperial	Bombay Beach CSD	\$ 177,952

**California Drought, Water, Parks, Climate, Coastal Protection, and Outdoor Access for All Act  
of 2018 - Per Capita Grant Program**

<b>County</b>	<b>Jurisdiction</b>	<b>Allocation</b>
Imperial	City of Brawley	\$ 177,952
Imperial	City of Calexico	\$ 177,952
Imperial	City of Calipatria	\$ 177,952
Imperial	City of El Centro	\$ 177,952
Imperial	City of Holtville	\$ 177,952
Imperial	City of Imperial	\$ 177,952
Imperial	City of Westmorland	\$ 177,952
Imperial	Heber PUD	\$ 177,952
Imperial	Salton CSD	\$ 177,952
Imperial	Seeley County Water District	\$ 177,952
Inyo	City of Bishop	\$ 177,952
Kern	Bear Mountain RPD	\$ 177,952
Kern	Bear Valley CSD	\$ 177,952
Kern	Buttonwillow PRD	\$ 177,952
Kern	City of Arvin	\$ 177,952
Kern	City of Bakersfield	\$ 177,952
Kern	City of California City	\$ 177,952
Kern	City of Delano	\$ 177,952
Kern	City of Maricopa	\$ 177,952
Kern	City of Ridgecrest	\$ 177,952
Kern	City of Shafter	\$ 177,952
Kern	City of Taft	\$ 177,952
Kern	City of Tehachapi	\$ 177,952
Kern	City of Wasco	\$ 177,952
Kern	McFarland RPD	\$ 177,952
Kern	North of the River RPD	\$ 177,952
Kern	Shafter RPD	\$ 177,952
Kern	Stallion Springs CSD	\$ 177,952
Kern	Tehachapi Valley RPD	\$ 177,952
Kern	Wasco RPD	\$ 177,952
Kern	West Side RPD	\$ 177,952
Kings	City of Avenal	\$ 177,952
Kings	City of Corcoran	\$ 177,952
Kings	City of Hanford	\$ 177,952
Kings	City of Lemoore	\$ 177,952
Lake	City of Clearlake	\$ 177,952
Lake	City of Lakeport	\$ 177,952
Lassen	City of Susanville	\$ 177,952

**California Drought, Water, Parks, Climate, Coastal Protection, and Outdoor Access for All Act  
of 2018 - Per Capita Grant Program**

<b>County</b>	<b>Jurisdiction</b>	<b>Allocation</b>
Lassen	Leavitt Lake CSD	\$ 177,952
Lassen	Westwood CSD	\$ 177,952
Los Angeles	City of Alhambra	\$ 177,952
Los Angeles	City of Arcadia	\$ 177,952
Los Angeles	City of Artesia	\$ 177,952
Los Angeles	City of Avalon	\$ 177,952
Los Angeles	City of Azusa	\$ 177,952
Los Angeles	City of Baldwin Park	\$ 177,952
Los Angeles	City of Bell	\$ 177,952
Los Angeles	City of Bell Gardens	\$ 177,952
Los Angeles	City of Bellflower	\$ 177,952
Los Angeles	City of Beverly Hills	\$ 177,952
Los Angeles	City of Bradbury	\$ 177,952
Los Angeles	City of Burbank	\$ 177,952
Los Angeles	City of Calabasas	\$ 177,952
Los Angeles	City of Carson	\$ 177,952
Los Angeles	City of Cerritos	\$ 177,952
Los Angeles	City of Claremont	\$ 177,952
Los Angeles	City of Commerce	\$ 177,952
Los Angeles	City of Compton	\$ 177,952
Los Angeles	City of Covina	\$ 177,952
Los Angeles	City of Cudahy	\$ 177,952
Los Angeles	City of Culver City	\$ 177,952
Los Angeles	City of Diamond Bar	\$ 177,952
Los Angeles	City of Downey	\$ 177,952
Los Angeles	City of Duarte	\$ 177,952
Los Angeles	City of El Monte	\$ 177,952
Los Angeles	City of El Segundo	\$ 177,952
Los Angeles	City of Gardena	\$ 177,952
Los Angeles	City of Glendale	\$ 177,952
Los Angeles	City of Glendora	\$ 177,952
Los Angeles	City of Hawaiian Gardens	\$ 177,952
Los Angeles	City of Hawthorne	\$ 177,952
Los Angeles	City of Hermosa Beach	\$ 177,952
Los Angeles	City of Hidden Hills	\$ 177,952
Los Angeles	City of Huntington Park	\$ 177,952
Los Angeles	City of Inglewood	\$ 177,952
Los Angeles	City of Irwindale	\$ 177,952

**California Drought, Water, Parks, Climate, Coastal Protection, and Outdoor Access for All Act  
of 2018 - Per Capita Grant Program**

<b>County</b>	<b>Jurisdiction</b>	<b>Allocation</b>
Los Angeles	City of La Cañada Flintridge	\$ 177,952
Los Angeles	City of La Habra Heights	\$ 177,952
Los Angeles	City of La Mirada	\$ 177,952
Los Angeles	City of La Puente	\$ 177,952
Los Angeles	City of La Verne	\$ 177,952
Los Angeles	City of Lakewood	\$ 177,952
Los Angeles	City of Lancaster	\$ 177,952
Los Angeles	City of Lawndale	\$ 177,952
Los Angeles	City of Lomita	\$ 177,952
Los Angeles	City of Long Beach	\$ 177,952
Los Angeles	City of Los Angeles	\$ 177,952
Los Angeles	City of Lynwood	\$ 177,952
Los Angeles	City of Malibu	\$ 177,952
Los Angeles	City of Manhattan Beach	\$ 177,952
Los Angeles	City of Maywood	\$ 177,952
Los Angeles	City of Monrovia	\$ 177,952
Los Angeles	City of Montebello	\$ 177,952
Los Angeles	City of Monterey Park	\$ 177,952
Los Angeles	City of Norwalk	\$ 177,952
Los Angeles	City of Palmdale	\$ 177,952
Los Angeles	City of Palos Verdes Estates	\$ 177,952
Los Angeles	City of Paramount	\$ 177,952
Los Angeles	City of Pasadena	\$ 177,952
Los Angeles	City of Pico Rivera	\$ 177,952
Los Angeles	City of Pomona	\$ 177,952
Los Angeles	City of Rancho Palos Verdes	\$ 177,952
Los Angeles	City of Redondo Beach	\$ 177,952
Los Angeles	City of Rolling Hills	\$ 177,952
Los Angeles	City of Rolling Hills Estates	\$ 177,952
Los Angeles	City of Rosemead	\$ 177,952
Los Angeles	City of San Dimas	\$ 177,952
Los Angeles	City of San Fernando	\$ 177,952
Los Angeles	City of San Gabriel	\$ 177,952
Los Angeles	City of San Marino	\$ 177,952
Los Angeles	City of Santa Clarita	\$ 177,952
Los Angeles	City of Santa Fe Springs	\$ 177,952
Los Angeles	City of Santa Monica	\$ 177,952
Los Angeles	City of Sierra Madre	\$ 177,952

**California Drought, Water, Parks, Climate, Coastal Protection, and Outdoor Access for All Act  
of 2018 - Per Capita Grant Program**

<b>County</b>	<b>Jurisdiction</b>	<b>Allocation</b>
Los Angeles	City of Signal Hill	\$ 177,952
Los Angeles	City of South El Monte	\$ 177,952
Los Angeles	City of South Gate	\$ 177,952
Los Angeles	City of South Pasadena	\$ 177,952
Los Angeles	City of Temple City	\$ 177,952
Los Angeles	City of Torrance	\$ 177,952
Los Angeles	City of Vernon	\$ 177,952
Los Angeles	City of Walnut	\$ 177,952
Los Angeles	City of West Covina	\$ 177,952
Los Angeles	City of West Hollywood	\$ 177,952
Los Angeles	City of Westlake Village	\$ 177,952
Los Angeles	City of Whittier	\$ 177,952
Los Angeles	City of Agoura Hills	\$ 177,952
Los Angeles	Miraleste RPD	\$ 177,952
Los Angeles	Westfield Park Rec and Parkway District No. 12	\$ 177,952
Madera	City of Chowchilla	\$ 177,952
Madera	City of Madera	\$ 177,952
Marin	Bel Marin Keys CSD	\$ 177,952
Marin	Bolinas Community PUD	\$ 177,952
Marin	City of Belvedere	\$ 177,952
Marin	City of Larkspur	\$ 177,952
Marin	City of Mill Valley	\$ 177,952
Marin	City of Novato	\$ 177,952
Marin	City of San Rafael	\$ 177,952
Marin	City of Sausalito	\$ 177,952
Marin	Firehouse Community Park Agency	\$ 177,952
Marin	Marin City CSD	\$ 177,952
Marin	Marinwood CSD	\$ 177,952
Marin	Muir Beach CSD	\$ 177,952
Marin	Strawberry RD	\$ 177,952
Marin	Tamalpais CSD	\$ 177,952
Marin	Tomales Village CSD	\$ 177,952
Marin	Town of Corte Madera	\$ 177,952
Marin	Town of Fairfax	\$ 177,952
Marin	Town of Ross	\$ 177,952
Marin	Town of San Anselmo	\$ 177,952
Marin	Town of Tiburon	\$ 177,952
Mendocino	Anderson Valley CSD	\$ 177,952

**California Drought, Water, Parks, Climate, Coastal Protection, and Outdoor Access for All Act  
of 2018 - Per Capita Grant Program**

<b>County</b>	<b>Jurisdiction</b>	<b>Allocation</b>
Mendocino	Brooktrails CSD	\$ 177,952
Mendocino	City of Fort Bragg	\$ 177,952
Mendocino	City of Point Arena	\$ 177,952
Mendocino	City of Ukiah	\$ 177,952
Mendocino	City of Willits	\$ 177,952
Mendocino	Comptche CSD	\$ 177,952
Mendocino	Mendocino Coast RPD	\$ 177,952
Merced	City of Atwater	\$ 177,952
Merced	City of Dos Palos	\$ 177,952
Merced	City of Gustine	\$ 177,952
Merced	City of Livingston	\$ 177,952
Merced	City of Los Banos	\$ 177,952
Merced	City of Merced	\$ 177,952
Modoc	City of Alturas	\$ 177,952
Mono	Town of Mammoth Lakes	\$ 177,952
Monterey	Carmel Valley RPD	\$ 177,952
Monterey	City of Carmel-by-the-Sea	\$ 177,952
Monterey	City of Del Rey Oaks	\$ 177,952
Monterey	City of Gonzales	\$ 177,952
Monterey	City of Greenfield	\$ 177,952
Monterey	City of King City	\$ 177,952
Monterey	City of Marina	\$ 177,952
Monterey	City of Monterey	\$ 177,952
Monterey	City of Pacific Grove	\$ 177,952
Monterey	City of Salinas	\$ 177,952
Monterey	City of Sand City	\$ 177,952
Monterey	City of Seaside	\$ 177,952
Monterey	City of Soledad	\$ 177,952
Monterey	Greenfield Public RD	\$ 177,952
Monterey	North County RD	\$ 177,952
Monterey	Pajaro CSD	\$ 177,952
Monterey	Soledad-Mission RD	\$ 177,952
Monterey	Spreckels Memorial District	\$ 177,952
Napa	City of American Canyon	\$ 177,952
Napa	City of Calistoga	\$ 177,952
Napa	City of Napa	\$ 177,952
Napa	City of St Helena	\$ 177,952
Napa	Town of Yountville	\$ 177,952

**California Drought, Water, Parks, Climate, Coastal Protection, and Outdoor Access for All Act  
of 2018 - Per Capita Grant Program**

<b>County</b>	<b>Jurisdiction</b>	<b>Allocation</b>
Nevada	Bear River RPD	\$ 177,952
Nevada	City of Grass Valley	\$ 177,952
Nevada	City of Nevada City	\$ 177,952
Nevada	Oak Tree PRD	\$ 177,952
Nevada	Town of Truckee	\$ 177,952
Nevada	Western Gateway RPD	\$ 177,952
Orange	City of Aliso Viejo	\$ 177,952
Orange	City of Anaheim	\$ 177,952
Orange	City of Brea	\$ 177,952
Orange	City of Buena Park	\$ 177,952
Orange	City of Costa Mesa	\$ 177,952
Orange	City of Cypress	\$ 177,952
Orange	City of Dana Point	\$ 177,952
Orange	City of Fountain Valley	\$ 177,952
Orange	City of Fullerton	\$ 177,952
Orange	City of Garden Grove	\$ 177,952
Orange	City of Huntington Beach	\$ 177,952
Orange	City of Irvine	\$ 177,952
Orange	City of La Habra	\$ 177,952
Orange	City of La Palma	\$ 177,952
Orange	City of Laguna Beach	\$ 177,952
Orange	City of Laguna Hills	\$ 177,952
Orange	City of Laguna Niguel	\$ 177,952
Orange	City of Laguna Woods	\$ 177,952
Orange	City of Lake Forest	\$ 177,952
Orange	City of Los Alamitos	\$ 177,952
Orange	City of Mission Viejo	\$ 177,952
Orange	City of Newport Beach	\$ 177,952
Orange	City of Orange	\$ 177,952
Orange	City of Placentia	\$ 177,952
Orange	City of Rancho Santa Margarita	\$ 177,952
Orange	City of San Clemente	\$ 177,952
Orange	City of San Juan Capistrano	\$ 177,952
Orange	City of Santa Ana	\$ 177,952
Orange	City of Seal Beach	\$ 177,952
Orange	City of Stanton	\$ 177,952
Orange	City of Tustin	\$ 177,952
Orange	City of Villa Park	\$ 177,952

**California Drought, Water, Parks, Climate, Coastal Protection, and Outdoor Access for All Act  
of 2018 - Per Capita Grant Program**

<b>County</b>	<b>Jurisdiction</b>	<b>Allocation</b>
Orange	City of Westminster	\$ 177,952
Orange	City of Yorba Linda	\$ 177,952
Orange	Cypress RPD	\$ 177,952
Orange	Rossmoor CSD	\$ 177,952
Orange	Silverado-Modjeska RPD	\$ 177,952
Placer	Auburn Area RPD	\$ 177,952
Placer	City of Auburn	\$ 177,952
Placer	City of Colfax	\$ 177,952
Placer	City of Lincoln	\$ 177,952
Placer	City of Rocklin	\$ 177,952
Placer	City of Roseville	\$ 177,952
Placer	North Tahoe PUD	\$ 177,952
Placer	Northstar CSD	\$ 177,952
Placer	Tahoe City PUD	\$ 177,952
Placer	Town of Loomis	\$ 177,952
Placer	Truckee-Donner RPD	\$ 177,952
Plumas	Almanor RPD	\$ 177,952
Plumas	Central Plumas RPD	\$ 177,952
Plumas	City of Portola	\$ 177,952
Plumas	Indian Valley RPD	\$ 177,952
Riverside	Beaumont-Cherry Valley RPD	\$ 177,952
Riverside	City of Banning	\$ 177,952
Riverside	City of Beaumont	\$ 177,952
Riverside	City of Blythe	\$ 177,952
Riverside	City of Calimesa	\$ 177,952
Riverside	City of Canyon Lake	\$ 177,952
Riverside	City of Cathedral City	\$ 177,952
Riverside	City of Coachella	\$ 177,952
Riverside	City of Corona	\$ 177,952
Riverside	City of Desert Hot Springs	\$ 177,952
Riverside	City of Hemet	\$ 177,952
Riverside	City of Indian Wells	\$ 177,952
Riverside	City of Indio	\$ 177,952
Riverside	City of La Quinta	\$ 177,952
Riverside	City of Lake Elsinore	\$ 177,952
Riverside	City of Menifee	\$ 177,952
Riverside	City of Moreno Valley	\$ 177,952
Riverside	City of Murrieta	\$ 177,952

**California Drought, Water, Parks, Climate, Coastal Protection, and Outdoor Access for All Act  
of 2018 - Per Capita Grant Program**

<b>County</b>	<b>Jurisdiction</b>	<b>Allocation</b>
Riverside	City of Norco	\$ 177,952
Riverside	City of Palm Desert	\$ 177,952
Riverside	City of Palm Springs	\$ 177,952
Riverside	City of Perris	\$ 177,952
Riverside	City of Rancho Mirage	\$ 177,952
Riverside	City of Riverside	\$ 177,952
Riverside	City of San Jacinto	\$ 177,952
Riverside	City of Temecula	\$ 177,952
Riverside	City of Wildomar	\$ 177,952
Riverside	Desert RD	\$ 177,952
Riverside	Jurupa Area RPD	\$ 177,952
Riverside	Jurupa CSD	\$ 177,952
Riverside	Lake Hemet Municipal Water District	\$ 177,952
Riverside	Valley-Wide RPD	\$ 177,952
Sacramento	Arcade Creek RPD	\$ 177,952
Sacramento	Arden Manor RPD	\$ 177,952
Sacramento	Arden Park RPD	\$ 177,952
Sacramento	Carmichael RPD	\$ 177,952
Sacramento	City of Citrus Heights	\$ 177,952
Sacramento	City of Folsom	\$ 177,952
Sacramento	City of Galt	\$ 177,952
Sacramento	City of Isleton	\$ 177,952
Sacramento	City of Rancho Cordova	\$ 177,952
Sacramento	City of Sacramento	\$ 177,952
Sacramento	Cordova RPD	\$ 177,952
Sacramento	Cosumnes CSD	\$ 177,952
Sacramento	Fair Oaks RPD	\$ 177,952
Sacramento	Fulton-El Camino RPD	\$ 177,952
Sacramento	Mission Oaks RPD	\$ 177,952
Sacramento	North Highlands RPD	\$ 177,952
Sacramento	Orangevale RPD	\$ 177,952
Sacramento	Rio Linda/Elverta RPD	\$ 177,952
Sacramento	Southgate RPD	\$ 177,952
Sacramento	Sunrise RPD	\$ 177,952
San Benito	City of Hollister	\$ 177,952
San Benito	City of San Juan Bautista	\$ 177,952
San Bernardino	Baker CSD	\$ 177,952
San Bernardino	Barstow Heights CSD	\$ 177,952

**California Drought, Water, Parks, Climate, Coastal Protection, and Outdoor Access for All Act  
of 2018 - Per Capita Grant Program**

<b>County</b>	<b>Jurisdiction</b>	<b>Allocation</b>
San Bernardino	Big River CSD	\$ 177,952
San Bernardino	City of Adelanto	\$ 177,952
San Bernardino	City of Barstow	\$ 177,952
San Bernardino	City of Big Bear Lake	\$ 177,952
San Bernardino	City of Chino	\$ 177,952
San Bernardino	City of Chino Hills	\$ 177,952
San Bernardino	City of Colton	\$ 177,952
San Bernardino	City of Fontana	\$ 177,952
San Bernardino	City of Grand Terrace	\$ 177,952
San Bernardino	City of Hesperia	\$ 177,952
San Bernardino	City of Highland	\$ 177,952
San Bernardino	City of Loma Linda	\$ 177,952
San Bernardino	City of Montclair	\$ 177,952
San Bernardino	City of Needles	\$ 177,952
San Bernardino	City of Ontario	\$ 177,952
San Bernardino	City of Rancho Cucamonga	\$ 177,952
San Bernardino	City of Redlands	\$ 177,952
San Bernardino	City of Rialto	\$ 177,952
San Bernardino	City of San Bernardino	\$ 177,952
San Bernardino	City of Twentynine Palms	\$ 177,952
San Bernardino	City of Upland	\$ 177,952
San Bernardino	City of Victorville	\$ 177,952
San Bernardino	City of Yucaipa	\$ 177,952
San Bernardino	Daggett CSD	\$ 177,952
San Bernardino	Helendale CSD	\$ 177,952
San Bernardino	Hesperia RPD	\$ 177,952
San Bernardino	Morongo Valley CSD	\$ 177,952
San Bernardino	Newberry CSD	\$ 177,952
San Bernardino	Phelan Piñon Hill CSD	\$ 177,952
San Bernardino	Rim of the World RPD	\$ 177,952
San Bernardino	Town of Apple Valley	\$ 177,952
San Bernardino	Town of Yucca Valley	\$ 177,952
San Bernardino	Wrightwood CSD	\$ 177,952
San Bernardino	Yermo CSD	\$ 177,952
San Diego	City of Chula Vista	\$ 177,952
San Diego	City of Coronado	\$ 177,952
San Diego	City of Del Mar	\$ 177,952
San Diego	City of El Cajon	\$ 177,952

**California Drought, Water, Parks, Climate, Coastal Protection, and Outdoor Access for All Act  
of 2018 - Per Capita Grant Program**

<b>County</b>	<b>Jurisdiction</b>	<b>Allocation</b>
San Diego	City of Encinitas	\$ 177,952
San Diego	City of Escondido	\$ 177,952
San Diego	City of Imperial Beach	\$ 177,952
San Diego	City of La Mesa	\$ 177,952
San Diego	City of Lemon Grove	\$ 177,952
San Diego	City of National City	\$ 177,952
San Diego	City of Oceanside	\$ 177,952
San Diego	City of Poway	\$ 177,952
San Diego	City of San Diego	\$ 177,952
San Diego	City of San Marcos	\$ 177,952
San Diego	City of Santee	\$ 177,952
San Diego	City of Solana Beach	\$ 177,952
San Diego	City of Vista	\$ 177,952
San Diego	Jacumba CSD	\$ 177,952
San Diego	Lake Cuyamaca RPD	\$ 177,952
San Diego	Ramona MWD	\$ 177,952
San Diego	Valley Center PRD	\$ 177,952
San Francisco	City of San Francisco	\$ 177,952
San Joaquin	City of Escalon	\$ 177,952
San Joaquin	City of Lathrop	\$ 177,952
San Joaquin	City of Lodi	\$ 177,952
San Joaquin	City of Manteca	\$ 177,952
San Joaquin	City of Ripon	\$ 177,952
San Joaquin	City of Stockton	\$ 177,952
San Joaquin	City of Tracy	\$ 177,952
San Joaquin	Mountain House CSD	\$ 177,952
San Luis Obispo	Cambria CSD	\$ 177,952
San Luis Obispo	City of Arroyo Grande	\$ 177,952
San Luis Obispo	City of Atascadero	\$ 177,952
San Luis Obispo	City of Grover Beach	\$ 177,952
San Luis Obispo	City of Morro Bay	\$ 177,952
San Luis Obispo	City of Paso Robles	\$ 177,952
San Luis Obispo	City of Pismo Beach	\$ 177,952
San Luis Obispo	City of San Luis Obispo	\$ 177,952
San Luis Obispo	Templeton CSD	\$ 177,952
San Mateo	City of Belmont	\$ 177,952
San Mateo	City of Brisbane	\$ 177,952
San Mateo	City of Burlingame	\$ 177,952

**California Drought, Water, Parks, Climate, Coastal Protection, and Outdoor Access for All Act  
of 2018 - Per Capita Grant Program**

<b>County</b>	<b>Jurisdiction</b>	<b>Allocation</b>
San Mateo	City of Daly City	\$ 177,952
San Mateo	City of East Palo Alto	\$ 177,952
San Mateo	City of Foster City	\$ 177,952
San Mateo	City of Half Moon Bay	\$ 177,952
San Mateo	City of Menlo Park	\$ 177,952
San Mateo	City of Millbrae	\$ 177,952
San Mateo	City of Pacifica	\$ 177,952
San Mateo	City of Redwood City	\$ 177,952
San Mateo	City of San Bruno	\$ 177,952
San Mateo	City of San Carlos	\$ 177,952
San Mateo	City of San Mateo	\$ 177,952
San Mateo	City of South San Francisco	\$ 177,952
San Mateo	Highlands RD	\$ 177,952
San Mateo	Ladera RD	\$ 177,952
San Mateo	Town of Atherton	\$ 177,952
San Mateo	Town of Colma	\$ 177,952
San Mateo	Town of Hillsborough	\$ 177,952
San Mateo	Town of Portola Valley	\$ 177,952
San Mateo	Town of Woodside	\$ 177,952
Santa Barbara	City of Buellton	\$ 177,952
Santa Barbara	City of Carpinteria	\$ 177,952
Santa Barbara	City of Goleta	\$ 177,952
Santa Barbara	City of Guadalupe	\$ 177,952
Santa Barbara	City of Lompoc	\$ 177,952
Santa Barbara	City of Santa Barbara	\$ 177,952
Santa Barbara	City of Santa Maria	\$ 177,952
Santa Barbara	City of Solvang	\$ 177,952
Santa Barbara	Cuyama Valley RD	\$ 177,952
Santa Barbara	Isla Vista RPD	\$ 177,952
Santa Barbara	Mission Hills CSD	\$ 177,952
Santa Clara	City of Campbell	\$ 177,952
Santa Clara	City of Cupertino	\$ 177,952
Santa Clara	City of Gilroy	\$ 177,952
Santa Clara	City of Los Altos	\$ 177,952
Santa Clara	City of Milpitas	\$ 177,952
Santa Clara	City of Monte Sereno	\$ 177,952
Santa Clara	City of Morgan Hill	\$ 177,952
Santa Clara	City of Mountain View	\$ 177,952

**California Drought, Water, Parks, Climate, Coastal Protection, and Outdoor Access for All Act  
of 2018 - Per Capita Grant Program**

<b>County</b>	<b>Jurisdiction</b>	<b>Allocation</b>
Santa Clara	City of Palo Alto	\$ 177,952
Santa Clara	City of San Jose	\$ 177,952
Santa Clara	City of Santa Clara	\$ 177,952
Santa Clara	City of Saratoga	\$ 177,952
Santa Clara	City of Sunnyvale	\$ 177,952
Santa Clara	Rancho Rinconada RPD	\$ 177,952
Santa Clara	Town of Los Altos Hills	\$ 177,952
Santa Clara	Town of Los Gatos	\$ 177,952
Santa Cruz	Alba RPD	\$ 177,952
Santa Cruz	Boulder Creek RPD	\$ 177,952
Santa Cruz	City of Capitola	\$ 177,952
Santa Cruz	City of Santa Cruz	\$ 177,952
Santa Cruz	City of Scotts Valley	\$ 177,952
Santa Cruz	City of Watsonville	\$ 177,952
Santa Cruz	La Selva Beach RD	\$ 177,952
Shasta	Burney Water District	\$ 177,952
Shasta	City of Anderson	\$ 177,952
Shasta	City of Redding	\$ 177,952
Shasta	City of Shasta Lake	\$ 177,952
Shasta	Fall River Valley CSD	\$ 177,952
Sierra	City of Loyalton	\$ 177,952
Siskiyou	City of Dorris	\$ 177,952
Siskiyou	City of Dunsmuir	\$ 177,952
Siskiyou	City of Etna	\$ 177,952
Siskiyou	City of Montague	\$ 177,952
Siskiyou	City of Mount Shasta	\$ 177,952
Siskiyou	City of Tulelake	\$ 177,952
Siskiyou	City of Weed	\$ 177,952
Siskiyou	City of Yreka	\$ 177,952
Siskiyou	Dunsmuir RPD	\$ 177,952
Siskiyou	McCloud CSD	\$ 177,952
Siskiyou	Mount Shasta RPD	\$ 177,952
Siskiyou	Town of Fort Jones	\$ 177,952
Siskiyou	Weed RPD	\$ 177,952
Solano	City of Benicia	\$ 177,952
Solano	City of Dixon	\$ 177,952
Solano	City of Fairfield	\$ 177,952
Solano	City of Rio Vista	\$ 177,952

**California Drought, Water, Parks, Climate, Coastal Protection, and Outdoor Access for All Act  
of 2018 - Per Capita Grant Program**

<b>County</b>	<b>Jurisdiction</b>	<b>Allocation</b>
Solano	City of Suisun City	\$ 177,952
Solano	City of Vacaville	\$ 177,952
Solano	City of Vallejo	\$ 177,952
Solano	Greater Vallejo RPD	\$ 177,952
Sonoma	Camp Meeker PRD	\$ 177,952
Sonoma	Cazadero CSD	\$ 177,952
Sonoma	City of Cloverdale	\$ 177,952
Sonoma	City of Cotati	\$ 177,952
Sonoma	City of Healdsburg	\$ 177,952
Sonoma	City of Petaluma	\$ 177,952
Sonoma	City of Rohnert Park	\$ 177,952
Sonoma	City of Santa Rosa	\$ 177,952
Sonoma	City of Sebastopol	\$ 177,952
Sonoma	City of Sonoma	\$ 177,952
Sonoma	Monte Rio RPD	\$ 177,952
Sonoma	Russian River RPD	\$ 177,952
Sonoma	Town of Windsor	\$ 177,952
Stanislaus	City of Ceres	\$ 177,952
Stanislaus	City of Hughson	\$ 177,952
Stanislaus	City of Modesto	\$ 177,952
Stanislaus	City of Newman	\$ 177,952
Stanislaus	City of Oakdale	\$ 177,952
Stanislaus	City of Patterson	\$ 177,952
Stanislaus	City of Riverbank	\$ 177,952
Stanislaus	City of Turlock	\$ 177,952
Stanislaus	City of Waterford	\$ 177,952
Sutter	City of Live Oak	\$ 177,952
Sutter	City of Yuba City	\$ 177,952
Tehama	City of Corning	\$ 177,952
Tehama	City of Red Bluff	\$ 177,952
Tehama	City of Tehama	\$ 177,952
Trinity	Greater Hayfork PRD	\$ 177,952
Trinity	Lewiston CSD	\$ 177,952
Trinity	Weaverville/Douglas City RPD	\$ 177,952
Tulare	City of Dinuba	\$ 177,952
Tulare	City of Exeter	\$ 177,952
Tulare	City of Farmersville	\$ 177,952
Tulare	City of Lindsay	\$ 177,952

**California Drought, Water, Parks, Climate, Coastal Protection, and Outdoor Access for All Act  
of 2018 - Per Capita Grant Program**

<b>County</b>	<b>Jurisdiction</b>	<b>Allocation</b>
Tulare	City of Porterville	\$ 177,952
Tulare	City of Tulare	\$ 177,952
Tulare	City of Visalia	\$ 177,952
Tulare	City of Woodlake	\$ 177,952
Tulare	Poplar CSD	\$ 177,952
Tulare	Richgrove CSD	\$ 177,952
Tuolumne	City of Sonora	\$ 177,952
Tuolumne	Groveland CSD	\$ 177,952
Tuolumne	Tuolumne PRD	\$ 177,952
Tuolumne	Twain Harte CSD	\$ 177,952
Ventura	City of Camarillo	\$ 177,952
Ventura	City of Fillmore	\$ 177,952
Ventura	City of Moorpark	\$ 177,952
Ventura	City of Ojai	\$ 177,952
Ventura	City of Oxnard	\$ 177,952
Ventura	City of Port Hueneme	\$ 177,952
Ventura	City of Santa Paula	\$ 177,952
Ventura	City of Ventura	\$ 177,952
Ventura	Bell Canyon CSD	\$ 177,952
Ventura	Conejo RPD	\$ 177,952
Ventura	Pleasant Valley RPD	\$ 177,952
Ventura	Rancho Simi RPD	\$ 177,952
Yolo	City of Davis	\$ 177,952
Yolo	City of West Sacramento	\$ 177,952
Yolo	City of Winters	\$ 177,952
Yolo	City of Woodland	\$ 177,952
Yolo	Knights Landing CSD	\$ 177,952
Yolo	Madison CSD	\$ 177,952
Yuba	City of Marysville	\$ 177,952
Yuba	City of Wheatland	\$ 177,952
Yuba	Olivehurst PUD	\$ 177,952

**California Drought, Water, Parks, Climate, Coastal Protection, and Outdoor  
Access for All Act of 2018 - Per Capita Grant Program**

**Entities with Populations Less Than 200,000 in Heavily Urbanized Counties  
Per Capita Grant Program  
(\$10,375,000)**

Per Capita Urbanized City Rate (Dollars): \$.61 Per Capita

<b>County</b>	<b>Jurisdiction</b>	<b>Allocation</b>
Alameda	City of Alameda	\$ 48,392
Alameda	City of Albany	\$ 11,853
Alameda	City of Berkeley	\$ 75,376
Alameda	City of Dublin	\$ 39,468
Alameda	City of Emeryville	\$ 7,331
Alameda	City of Livermore	\$ 7,731
Alameda	City of Newark	\$ 29,772
Alameda	City of Piedmont	\$ 6,980
Alameda	City of Pleasanton	\$ 49,195
Alameda	City of San Leandro	\$ 55,006
Alameda	City of Union City	\$ 44,868
Alameda	Livermore Area RPD	\$ 51,940
Contra Costa	Ambrose RPD	\$ 13,048
Contra Costa	Bethel Island MID	\$ 1,306
Contra Costa	City of Antioch	\$ 69,614
Contra Costa	City of Brentwood	\$ 38,909
Contra Costa	City of Clayton	\$ 7,122
Contra Costa	City of Concord	\$ 79,321
Contra Costa	City of El Cerrito	\$ 14,924
Contra Costa	City of Hercules	\$ 16,028
Contra Costa	City of Lafayette	\$ 16,160
Contra Costa	City of Martinez	\$ 23,524
Contra Costa	City of Oakley	\$ 25,522
Contra Costa	City of Orinda	\$ 11,851
Contra Costa	City of Pinole	\$ 11,807
Contra Costa	City of Pittsburg	\$ 44,336
Contra Costa	City of Pleasant Hill	\$ 24,447
Contra Costa	City of Richmond	\$ 67,319
Contra Costa	City of San Pablo	\$ 18,947
Contra Costa	City of San Ramon	\$ 51,313
Contra Costa	City of Walnut Creek	\$ 42,857
Contra Costa	Crockett CSD	\$ 2,029
Contra Costa	Kensington Police Protection and CSD	\$ 3,103

**California Drought, Water, Parks, Climate, Coastal Protection, and Outdoor  
Access for All Act of 2018 - Per Capita Grant Program**

<b>County</b>	<b>Jurisdiction</b>	<b>Allocation</b>
Contra Costa	Pleasant Hill RPD	\$ 24,447
Contra Costa	Town of Danville	\$ 27,668
Contra Costa	Town of Discovery Bay CSD	\$ 9,489
Contra Costa	Town of Moraga	\$ 10,775
Fresno	Calwa PRD	\$ 1,254
Fresno	City of Clovis	\$ 71,510
Fresno	City of Coalinga	\$ 10,757
Fresno	City of Firebaugh	\$ 5,134
Fresno	City of Fowler	\$ 3,814
Fresno	City of Huron	\$ 4,468
Fresno	City of Kerman	\$ 9,470
Fresno	City of Kingsburg	\$ 7,574
Fresno	City of Mendota	\$ 6,970
Fresno	City of Orange Cove	\$ 6,097
Fresno	City of Parlier	\$ 9,871
Fresno	City of Reedley	\$ 16,129
Fresno	City of San Joaquin	\$ 2,857
Fresno	City of Sanger	\$ 16,559
Fresno	City of Selma	\$ 15,375
Fresno	Coalinga-Huron RPD	\$ 10,247
Fresno	Del Rey CSD	\$ 1,650
Fresno	Lanare CSD	\$ 367
Fresno	Malaga County Water District	\$ 559
Kern	Bear Mountain RPD	\$ 12,016
Kern	Bear Valley CSD	\$ 3,161
Kern	Buttonwillow PRD	\$ 1,280
Kern	City of Arvin	\$ 12,431
Kern	City of California City	\$ 730
Kern	City of Delano	\$ 33,615
Kern	City of Maricopa	\$ 705
Kern	City of Ridgecrest	\$ 17,558
Kern	City of Shafter	\$ 12,765
Kern	City of Taft	\$ 5,763
Kern	City of Tehachapi	\$ 8,354
Kern	City of Wasco	\$ 1,378
Kern	McFarland RPD	\$ 5,776
Kern	North of the River RPD	\$ 85,817
Kern	Shafter RPD	\$ 12,765

**California Drought, Water, Parks, Climate, Coastal Protection, and Outdoor  
Access for All Act of 2018 - Per Capita Grant Program**

<b>County</b>	<b>Jurisdiction</b>	<b>Allocation</b>
Kern	Stallion Springs CSD	\$ 2,445
Kern	Tehachapi Valley RPD	\$ 12,224
Kern	Wasco RPD	\$ 15,547
Kern	West Side RPD	\$ 6,571
Los Angeles	City of Alhambra	\$ 52,193
Los Angeles	City of Arcadia	\$ 35,544
Los Angeles	City of Artesia	\$ 10,341
Los Angeles	City of Avalon	\$ 2,322
Los Angeles	City of Azusa	\$ 30,533
Los Angeles	City of Baldwin Park	\$ 46,336
Los Angeles	City of Bell	\$ 21,967
Los Angeles	City of Bell Gardens	\$ 26,126
Los Angeles	City of Bellflower	\$ 47,860
Los Angeles	City of Beverly Hills	\$ 20,957
Los Angeles	City of Bradbury	\$ 703
Los Angeles	City of Burbank	\$ 65,488
Los Angeles	City of Calabasas	\$ 14,792
Los Angeles	City of Carson	\$ 57,209
Los Angeles	City of Cerritos	\$ 26,525
Los Angeles	City of Claremont	\$ 22,275
Los Angeles	City of Commerce	\$ 7,828
Los Angeles	City of Compton	\$ 61,118
Los Angeles	City of Covina	\$ 29,872
Los Angeles	City of Cudahy	\$ 14,728
Los Angeles	City of Culver City	\$ 24,553
Los Angeles	City of Diamond Bar	\$ 35,119
Los Angeles	City of Downey	\$ 68,617
Los Angeles	City of Duarte	\$ 13,357
Los Angeles	City of El Monte	\$ 70,964
Los Angeles	City of El Segundo	\$ 10,135
Los Angeles	City of Gardena	\$ 37,151
Los Angeles	City of Glendora	\$ 31,254
Los Angeles	City of Hawaiian Gardens	\$ 8,841
Los Angeles	City of Hawthorne	\$ 53,804
Los Angeles	City of Hermosa Beach	\$ 11,897
Los Angeles	City of Hidden Hills	\$ 1,100
Los Angeles	City of Huntington Park	\$ 36,274
Los Angeles	City of Inglewood	\$ 68,788

**California Drought, Water, Parks, Climate, Coastal Protection, and Outdoor  
Access for All Act of 2018 - Per Capita Grant Program**

<b>County</b>	<b>Jurisdiction</b>	<b>Allocation</b>
Los Angeles	City of Irwindale	\$ 894
Los Angeles	City of La Cañada Flintridge	\$ 12,641
Los Angeles	City of La Habra Heights	\$ 3,255
Los Angeles	City of La Mirada	\$ 30,559
Los Angeles	City of La Puente	\$ 24,391
Los Angeles	City of La Verne	\$ 20,292
Los Angeles	City of Lakewood	\$ 48,924
Los Angeles	City of Lancaster	\$ 98,769
Los Angeles	City of Lawndale	\$ 20,435
Los Angeles	City of Lomita	\$ 12,690
Los Angeles	City of Lynwood	\$ 43,604
Los Angeles	City of Malibu	\$ 7,870
Los Angeles	City of Manhattan Beach	\$ 22,003
Los Angeles	City of Maywood	\$ 16,684
Los Angeles	City of Monrovia	\$ 23,706
Los Angeles	City of Montebello	\$ 39,316
Los Angeles	City of Monterey Park	\$ 38,040
Los Angeles	City of Norwalk	\$ 64,785
Los Angeles	City of Palmdale	\$ 96,273
Los Angeles	City of Palos Verdes Estates	\$ 8,278
Los Angeles	City of Paramount	\$ 34,226
Los Angeles	City of Pasadena	\$ 89,423
Los Angeles	City of Pico Rivera	\$ 39,136
Los Angeles	City of Pomona	\$ 94,312
Los Angeles	City of Rancho Palos Verdes	\$ 26,012
Los Angeles	City of Redondo Beach	\$ 41,625
Los Angeles	City of Rolling Hills	\$ 1,156
Los Angeles	City of Rolling Hills Estates	\$ 5,040
Los Angeles	City of Rosemead	\$ 33,615
Los Angeles	City of San Dimas	\$ 21,439
Los Angeles	City of San Fernando	\$ 14,953
Los Angeles	City of San Gabriel	\$ 25,362
Los Angeles	City of San Marino	\$ 8,145
Los Angeles	City of Santa Fe Springs	\$ 11,001
Los Angeles	City of Santa Monica	\$ 56,483
Los Angeles	City of Sierra Madre	\$ 6,714
Los Angeles	City of Signal Hill	\$ 7,103
Los Angeles	City of South El Monte	\$ 13,385

**California Drought, Water, Parks, Climate, Coastal Protection, and Outdoor  
Access for All Act of 2018 - Per Capita Grant Program**

<b>County</b>	<b>Jurisdiction</b>	<b>Allocation</b>
Los Angeles	City of South Gate	\$ 59,977
Los Angeles	City of South Pasadena	\$ 16,040
Los Angeles	City of Temple City	\$ 21,732
Los Angeles	City of Torrance	\$ 90,488
Los Angeles	City of Vernon	\$ 128
Los Angeles	City of Walnut	\$ 18,672
Los Angeles	City of West Covina	\$ 66,157
Los Angeles	City of West Hollywood	\$ 22,406
Los Angeles	City of Westlake Village	\$ 5,120
Los Angeles	City of Whittier	\$ 53,074
Los Angeles	City of Agoura Hills	\$ 12,738
Los Angeles	Miraleste RPD	\$ 593
Los Angeles	Westfield Park Rec and Parkway District No. 12	\$ 513
Orange	City of Aliso Viejo	\$ 31,751
Orange	City of Brea	\$ 27,874
Orange	City of Buena Park	\$ 50,728
Orange	City of Costa Mesa	\$ 69,568
Orange	City of Cypress	\$ 29,987
Orange	City of Dana Point	\$ 20,824
Orange	City of Fountain Valley	\$ 33,806
Orange	City of Fullerton	\$ 88,141
Orange	City of Garden Grove	\$ 106,870
Orange	City of La Habra	\$ 38,836
Orange	City of La Palma	\$ 9,669
Orange	City of Laguna Beach	\$ 14,276
Orange	City of Laguna Hills	\$ 19,447
Orange	City of Laguna Niguel	\$ 40,795
Orange	City of Laguna Woods	\$ 10,096
Orange	City of Lake Forest	\$ 52,773
Orange	City of Los Alamitos	\$ 6,997
Orange	City of Mission Viejo	\$ 58,939
Orange	City of Newport Beach	\$ 53,284
Orange	City of Orange	\$ 84,734
Orange	City of Placentia	\$ 30,885
Orange	City of Rancho Santa Margarita	\$ 29,826
Orange	City of San Clemente	\$ 39,974
Orange	City of San Juan Capistrano	\$ 22,466
Orange	City of Seal Beach	\$ 14,771

**California Drought, Water, Parks, Climate, Coastal Protection, and Outdoor  
Access for All Act of 2018 - Per Capita Grant Program**

<b>County</b>	<b>Jurisdiction</b>	<b>Allocation</b>
Orange	City of Stanton	\$ 24,024
Orange	City of Tustin	\$ 50,327
Orange	City of Villa Park	\$ 3,603
Orange	City of Westminster	\$ 57,742
Orange	City of Yorba Linda	\$ 41,992
Orange	Cypress RPD	\$ 29,987
Orange	Rossmoor CSD	\$ 6,261
Orange	Silverado-Modjeska RPD	\$ 724
Riverside	Beaumont-Cherry Valley RPD	\$ 29,582
Riverside	City of Banning	\$ 18,974
Riverside	City of Beaumont	\$ 14,791
Riverside	City of Blythe	\$ 11,874
Riverside	City of Calimesa	\$ 5,598
Riverside	City of Canyon Lake	\$ 6,859
Riverside	City of Cathedral City	\$ 33,487
Riverside	City of Coachella	\$ 28,329
Riverside	City of Corona	\$ 103,029
Riverside	City of Desert Hot Springs	\$ 17,654
Riverside	City of Hemet	\$ 51,800
Riverside	City of Indian Wells	\$ 3,328
Riverside	City of Indio	\$ 19,297
Riverside	City of La Quinta	\$ 25,730
Riverside	City of Lake Elsinore	\$ 38,473
Riverside	City of Menifee	\$ 57,123
Riverside	City of Murrieta	\$ 69,675
Riverside	City of Norco	\$ 16,356
Riverside	City of Palm Desert	\$ 32,775
Riverside	City of Palm Springs	\$ 29,785
Riverside	City of Perris	\$ 47,672
Riverside	City of Rancho Mirage	\$ 11,452
Riverside	City of San Jacinto	\$ 19,032
Riverside	City of Temecula	\$ 69,174
Riverside	City of Wildomar	\$ 22,043
Riverside	Jurupa Area RPD	\$ 76,398
Riverside	Jurupa CSD	\$ 36,092
Riverside	Lake Hemet Municipal Water District	\$ 32,339
Sacramento	Arcade Creek RPD	\$ 14,487
Sacramento	Arden Manor RPD	\$ 4,860

**California Drought, Water, Parks, Climate, Coastal Protection, and Outdoor  
Access for All Act of 2018 - Per Capita Grant Program**

<b>County</b>	<b>Jurisdiction</b>	<b>Allocation</b>
Sacramento	Arden Park RPD	\$ 2,567
Sacramento	Carmichael RPD	\$ 26,596
Sacramento	City of Citrus Heights	\$ 52,939
Sacramento	City of Folsom	\$ 47,964
Sacramento	City of Galt	\$ 16,196
Sacramento	City of Isleton	\$ 491
Sacramento	City of Rancho Cordova	\$ 45,515
Sacramento	Cordova RPD	\$ 72,861
Sacramento	Cosumnes CSD	\$ 105,194
Sacramento	Fair Oaks RPD	\$ 21,490
Sacramento	Fulton-El Camino RPD	\$ 19,080
Sacramento	Mission Oaks RPD	\$ 37,361
Sacramento	North Highlands RPD	\$ 27,006
Sacramento	Orangevale RPD	\$ 20,756
Sacramento	Rio Linda/Elverta RPD	\$ 15,891
Sacramento	Southgate RPD	\$ 76,590
Sacramento	Sunrise RPD	\$ 99,920
San Bernardino	Baker CSD	\$ 428
San Bernardino	Barstow Heights CSD	\$ 1,083
San Bernardino	Big River CSD	\$ 1,100
San Bernardino	City of Adelanto	\$ 20,878
San Bernardino	City of Barstow	\$ 14,617
San Bernardino	City of Big Bear Lake	\$ 3,338
San Bernardino	City of Chino	\$ 54,902
San Bernardino	City of Chino Hills	\$ 51,562
San Bernardino	City of Colton	\$ 32,835
San Bernardino	City of Grand Terrace	\$ 7,654
San Bernardino	City of Hesperia	\$ 14,723
San Bernardino	City of Highland	\$ 34,091
San Bernardino	City of Loma Linda	\$ 14,668
San Bernardino	City of Montclair	\$ 23,600
San Bernardino	City of Needles	\$ 3,164
San Bernardino	City of Ontario	\$ 108,954
San Bernardino	City of Rancho Cucamonga	\$ 108,790
San Bernardino	City of Redlands	\$ 43,733
San Bernardino	City of Rialto	\$ 65,422
San Bernardino	City of Twentynine Palms	\$ 16,502
San Bernardino	City of Upland	\$ 47,118

**California Drought, Water, Parks, Climate, Coastal Protection, and Outdoor  
Access for All Act of 2018 - Per Capita Grant Program**

<b>County</b>	<b>Jurisdiction</b>	<b>Allocation</b>
San Bernardino	City of Victorville	\$ 77,341
San Bernardino	City of Yucaipa	\$ 32,809
San Bernardino	Daggett CSD	\$ 306
San Bernardino	Helendale CSD	\$ 4,337
San Bernardino	Hesperia RPD	\$ 44,171
San Bernardino	Morongo Valley CSD	\$ 2,171
San Bernardino	Newberry CSD	\$ 1,689
San Bernardino	Phelan Piñon Hill CSD	\$ 1,345
San Bernardino	Rim of the World RPD	\$ 17,666
San Bernardino	Town of Apple Valley	\$ 45,839
San Bernardino	Town of Yucca Valley	\$ 13,345
San Bernardino	Wrightwood CSD	\$ 3,522
San Bernardino	Yermo CSD	\$ 1,258
San Diego	City of Coronado	\$ 14,981
San Diego	City of Del Mar	\$ 2,720
San Diego	City of El Cajon, Recreation Dept	\$ 64,384
San Diego	City of Encinitas	\$ 38,743
San Diego	City of Escondido	\$ 93,351
San Diego	City of Imperial Beach	\$ 16,502
San Diego	City of La Mesa, Community Services	\$ 37,442
San Diego	City of Lemon Grove	\$ 16,264
San Diego	City of National City	\$ 38,081
San Diego	City of Oceanside	\$ 107,568
San Diego	City of Poway	\$ 30,755
San Diego	City of San Marcos	\$ 58,532
San Diego	City of Santee	\$ 35,698
San Diego	City of Solana Beach	\$ 8,519
San Diego	City of Vista	\$ 62,333
San Diego	Jacumba CSD	\$ 367
San Diego	Lake Cuyamaca RPD	\$ 367
San Diego	Ramona MWD	\$ 21,775
San Diego	Valley Center Parks & Recreation	\$ 11,773
San Joaquin	City of Escalon	\$ 4,619
San Joaquin	City of Lathrop	\$ 14,668
San Joaquin	City of Lodi	\$ 41,727
San Joaquin	City of Manteca	\$ 51,205
San Joaquin	City of Ripon	\$ 10,154
San Joaquin	City of Tracy	\$ 56,114

**California Drought, Water, Parks, Climate, Coastal Protection, and Outdoor  
Access for All Act of 2018 - Per Capita Grant Program**

<b>County</b>	<b>Jurisdiction</b>	<b>Allocation</b>
San Joaquin	Mountain House CSD	\$ 12,574
San Mateo	City of Belmont	\$ 16,808
San Mateo	City of Brisbane	\$ 2,885
San Mateo	City of Burlingame	\$ 18,581
San Mateo	City of Daly City	\$ 66,693
San Mateo	City of East Palo Alto	\$ 18,641
San Mateo	City of Foster City	\$ 20,593
San Mateo	City of Half Moon Bay	\$ 7,720
San Mateo	City of Menlo Park	\$ 20,998
San Mateo	City of Millbrae	\$ 14,151
San Mateo	City of Pacifica	\$ 23,480
San Mateo	City of Redwood City	\$ 52,980
San Mateo	City of San Bruno	\$ 27,683
San Mateo	City of San Carlos	\$ 18,335
San Mateo	City of San Mateo	\$ 63,869
San Mateo	City of South San Francisco	\$ 40,997
San Mateo	Highlands RD	\$ 1,340
San Mateo	Ladera RD	\$ 795
San Mateo	Town of Atherton	\$ 4,424
San Mateo	Town of Colma	\$ 922
San Mateo	Town of Hillsborough	\$ 6,678
San Mateo	Town of Portola Valley	\$ 2,811
San Mateo	Town of Woodside	\$ 3,401
Santa Clara	City of Campbell	\$ 25,670
Santa Clara	City of Cupertino	\$ 36,597
Santa Clara	City of Gilroy	\$ 34,182
Santa Clara	City of Los Altos	\$ 18,790
Santa Clara	City of Milpitas	\$ 46,591
Santa Clara	City of Monte Sereno	\$ 2,219
Santa Clara	City of Morgan Hill	\$ 27,957
Santa Clara	City of Mountain View	\$ 50,959
Santa Clara	City of Palo Alto	\$ 41,027
Santa Clara	City of Santa Clara	\$ 78,670
Santa Clara	City of Saratoga	\$ 18,889
Santa Clara	City of Sunnyvale	\$ 94,835
Santa Clara	Rancho Rinconada RPD	\$ 2,689
Santa Clara	Town of Los Altos Hills	\$ 5,331
Santa Clara	Town of Los Gatos	\$ 18,778

**California Drought, Water, Parks, Climate, Coastal Protection, and Outdoor  
Access for All Act of 2018 - Per Capita Grant Program**

<b>County</b>	<b>Jurisdiction</b>	<b>Allocation</b>
Sonoma	Camp Meeker PRD	\$ 446
Sonoma	Cazadero CSD	\$ 733
Sonoma	City of Cloverdale	\$ 5,658
Sonoma	City of Cotati	\$ 4,840
Sonoma	City of Healdsburg	\$ 7,398
Sonoma	City of Petaluma	\$ 38,044
Sonoma	City of Rohnert Park	\$ 26,646
Sonoma	City of Santa Rosa	\$ 107,339
Sonoma	City of Sebastopol	\$ 4,819
Sonoma	City of Sonoma	\$ 7,063
Sonoma	Monte Rio RPD	\$ 704
Sonoma	Russian River RPD	\$ 3,673
Sonoma	Town of Windsor	\$ 17,458
Stanislaus	City of Ceres	\$ 30,260
Stanislaus	City of Hughson	\$ 4,584
Stanislaus	City of Newman	\$ 7,174
Stanislaus	City of Oakdale	\$ 14,255
Stanislaus	City of Patterson	\$ 13,522
Stanislaus	City of Riverbank	\$ 15,614
Stanislaus	City of Turlock	\$ 46,790
Stanislaus	City of Waterford	\$ 5,562
Ventura	City of Camarillo	\$ 42,709
Ventura	City of Fillmore	\$ 9,687
Ventura	City of Moorpark	\$ 22,626
Ventura	City of Ojai, Recreation Dept	\$ 4,889
Ventura	City of Port Hueneme	\$ 14,057
Ventura	City of Santa Paula	\$ 18,546
Ventura	City of Ventura, Parks, Rec & Community Partnership	\$ 6,887
Ventura	Bell Canyon CSD	\$ 1,650
Ventura	Conejo RPD	\$ 85,566
Ventura	Pleasant Valley RPD	\$ 44,926
Ventura	Rancho Simi RPD	\$ 86,177

# California State Parks Per Capita Match Calculator

Project ID: 102799  
Coordinates: 33.9563, -118.0823  
Date: 3/18/2021

This is the Per Capita Match Report for the site you have selected. Please review to ensure that the pin lies within the boundaries of an existing or proposed park, and submit to OGALS with your Project Application.

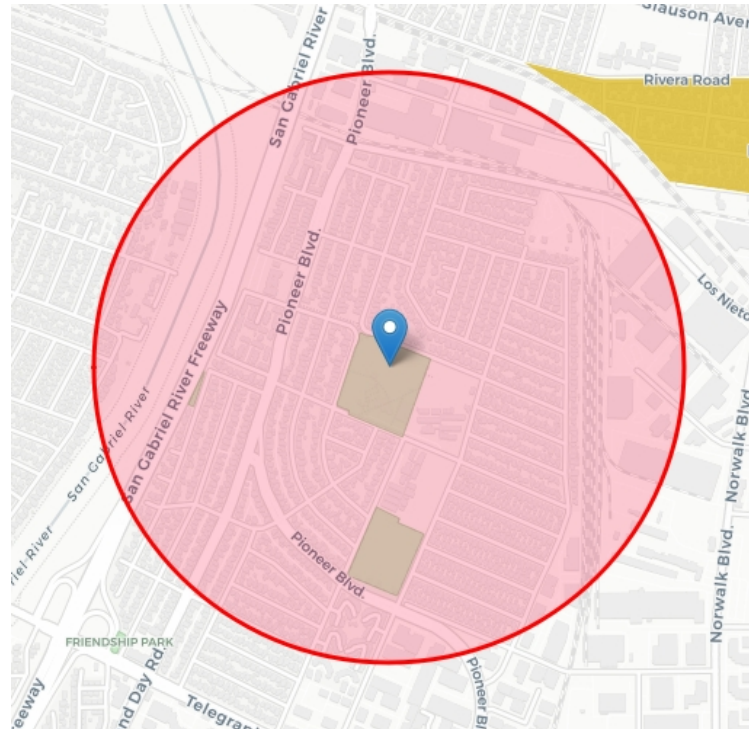
## PROJECT AREA STATISTICS

County	Los Angeles
Median Household Income	\$78,043
Agency Type	Other Agency

The community served does not qualify as Severely Disadvantaged. Match IS required.

- Park or Preserved Area
- Disadvantaged Community
- Severely Disadvantaged Community
- No Data

## PROJECT AREA MAP



## REPORT BACKGROUND

The project statistics have been calculated based on half mile radius around the point location selected. Only park acres within the project area's half mile radius are reported.

Population and people in poverty are calculated by determining the percent of any census block-groups that intersect with the project area. The project area is then assigned the sum of all the census block-group portions. An equal distribution in census block-groups is assumed. Rural areas are calculated at a census block level to improve results.

Median household and per capita income are calculated as a weighted average of the census block- group values that fall within the project area.

More information on the calculations is available on the methods page.

**Demographics**—American Community Survey (ACS) 5-year estimates 2014-2018; Decennial 2010 Census; the margin of error (MOE) was not analyzed.

**Parks**—California Protected Areas Database 2020a CFF adjusted (6/2020) - more information at <http://www.CALands.org>. Parks and park acres area based on best available source information but may not always contain exact boundaries or all parks in specific locations. Parks are defined further in the 2015 SCORP (pg. 4).

Users can send updated information on parks to [SCORP@parks.ca.gov](mailto:SCORP@parks.ca.gov)



SCORP Community FactFinder is a service of the  
California Department of Parks and Recreation  
[www.parks.ca.gov](http://www.parks.ca.gov)

SCORP Community FactFinder created by  
GreenInfo Network [www.greeninfo.org](http://www.greeninfo.org)  
in consultation with CA Dept. of Parks and Rec





## 2021 EXECUTIVE SUMMARY

STATE AGENCIES INVITATION  
CALIFORNIA PARK & RECREATION SOCIETY



# CAMPAIGN MISSION

Past, Present, Future

## THE PROBLEM

Preventable diseases like obesity continues to rise across America. The built environment can increase longevity.

## OUR MISSION

**Design healthy infrastructure for cities to improve the quality of life for people.**

## WHO WE ARE

National Fitness Campaign is a San Francisco based social enterprise and consulting firm.

## WHAT WE DO

NFC partners with cities, schools and state agencies who make health a priority to plan, build, fund and activate healthy infrastructure.

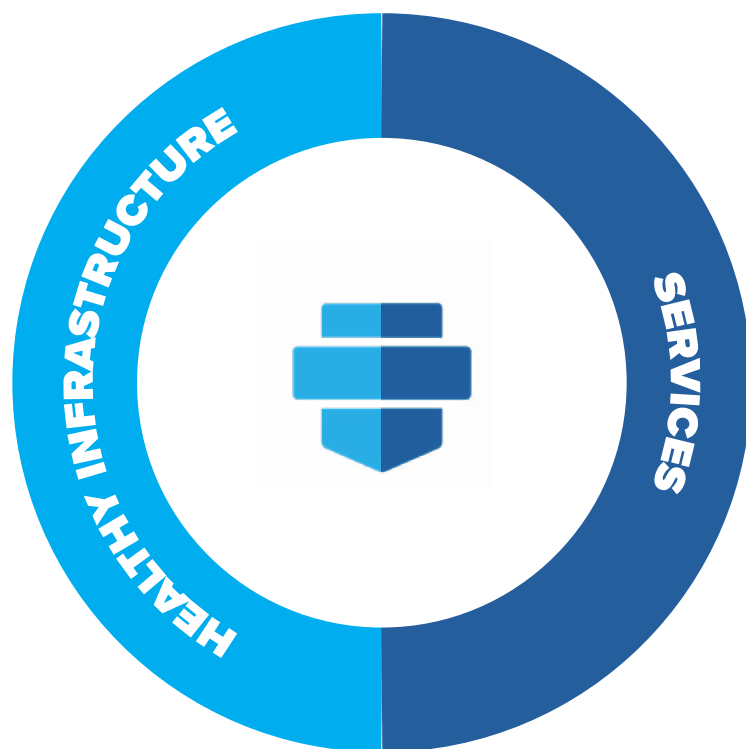


## CAMPAIGN STORY



# 2021 CAMPAIGN ELEMENTS

## HOLISTIC QUALITY OF LIFE INITIATIVE FOR CITIES




### A Comprehensive Wellness Program

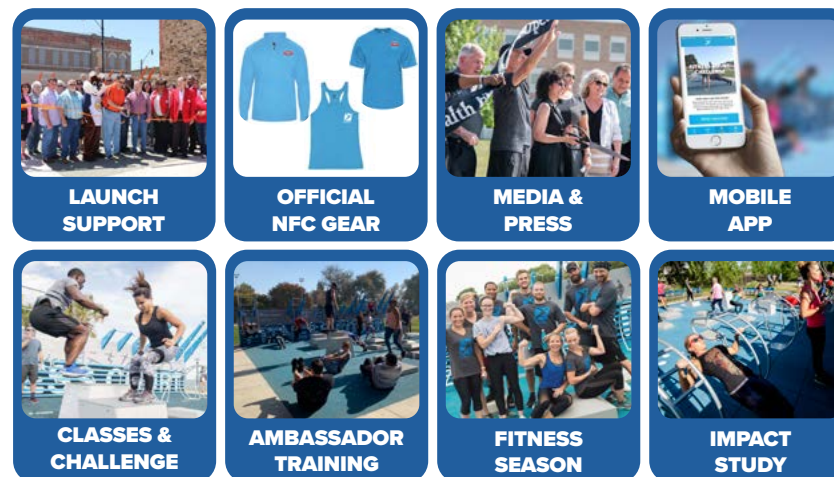
The Campaign is a collection of resources and services designed to activate, encourage and support participation in outdoor fitness activities. Our campaign is separated into two stages: Healthy Infrastructure & Campaign Services. All Cities and schools awarded in the program receive all products, tools and services described on this page and detailed in this executive summary document.



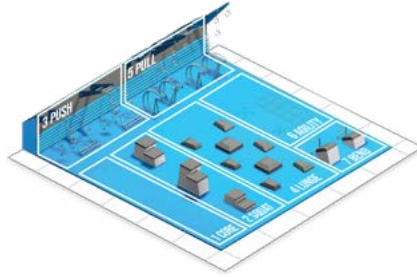
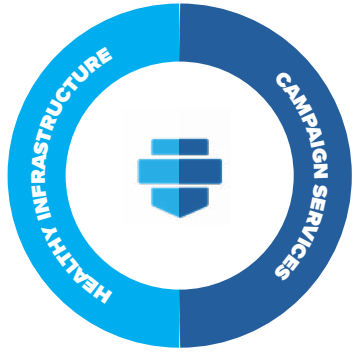
### Healthy Infrastructure Development



### Annual Campaign Services



# CAMPAIGN SUMMARY



## FITNESS COURT

### 21st Century Healthy Infrastructure

National Fitness Campaign's Fitness Court is the centerpiece to its holistic health and wellness initiative. The Fitness Court is an outdoor bodyweight circuit training center with functional fitness DNA. The best-in-class system provides a full-body workout to adults of all ability levels. With 7 functional fitness zones, the Fitness Court can be used in thousands of ways. The Fitness Court is the world's best outdoor gym!



7 Minutes 7 Movements



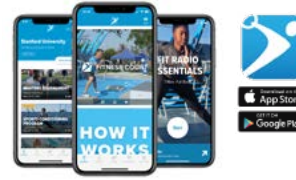
### Strategic Planning Studies

Strategic Planning & Feasibility Study, Site Design Consulting



### Campaign Funding Support

Sponsor Strategy, Best Practices, National Installation Team Support



### Fitness Court App

Free digital App Delivering Programming, Workouts & Content



### Ambassador Training

NFC Fitness Court Ambassador Training ACE Certified (*America Council of Exercise*)



### Launch & Public Relations

Featured Stories Highlighted through Press and Local Media

## FITNESS SEASON 2021

### Annual Fitness Season

Spring/Summer/Fall national & local training, classes & challenges series



WORLD-CLASS TRAINING

### SPRING

World-class training videos will be available on the Fitness Court App.



WORLD-CLASS TRAINING

### SUMMER

World-class training videos will be available on the Fitness Court App.



CHALLENGE SERIES

### FALL

The Fitness Season culminates with local, regional and national challenges for residents.

## Made & Manufactured in the USA

Designed by NFC in California.



### High Quality

Dual-layer powder-coating  
carbon steel



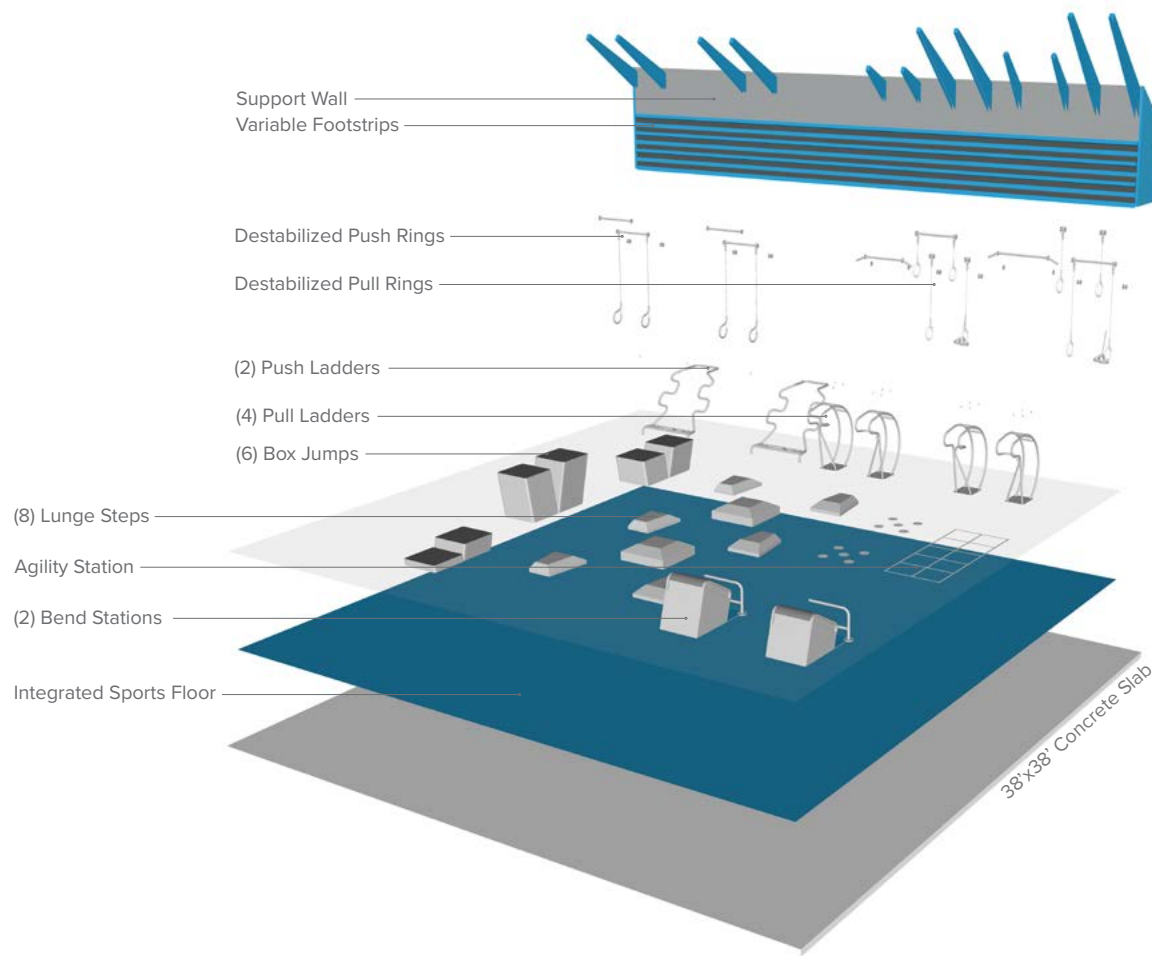
### Durable Materials

Tamper-resistant,  
galvanized & stainless  
steel bolts and fittings.

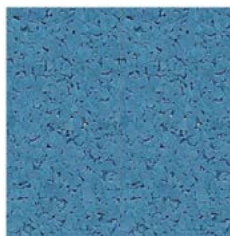


### Best In Class


Anti-graffiti laminate vinyl  
decals



Each Fitness Court® includes an integrated sports floor made from durable 2'x2' tiles which adhere directly to the concrete slab. Available in our standard NFC Blue or Grey to match any custom design.



Top (Blue Option)



Top (Grey Option)



Bottom



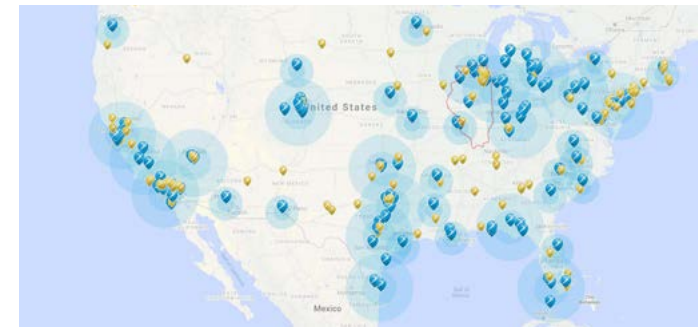
Reducer with Tile



Reducer

# 500 PARTNERS & SPONSORS

*The new campaign is now operating in over 100 cities and colleges across the Nation. By the end of 2020, the program will be thriving in over 200 communities across 40 states. The Campaign's unique funding model brings partnerships and funding to cities and schools of all sizes.*

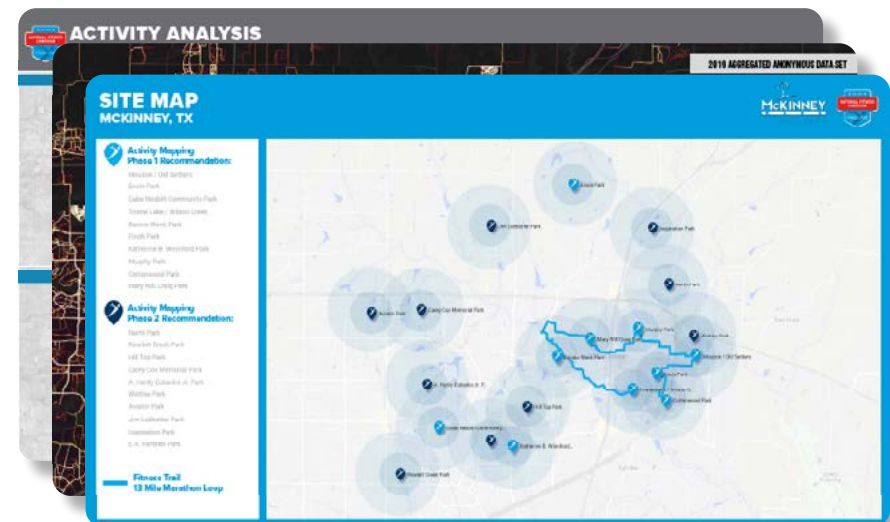
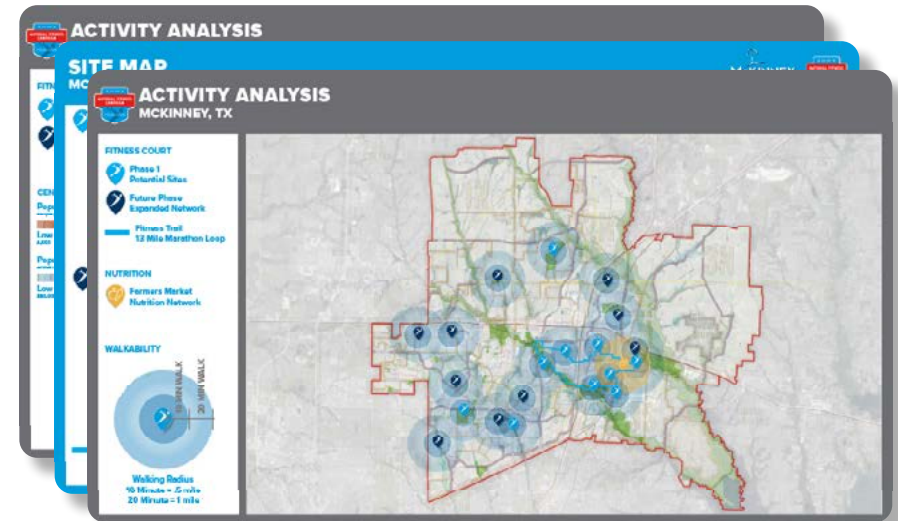


# ANNUAL HEALTHY INFRASTRUCTURE EDUCATIONAL WORKSHOP



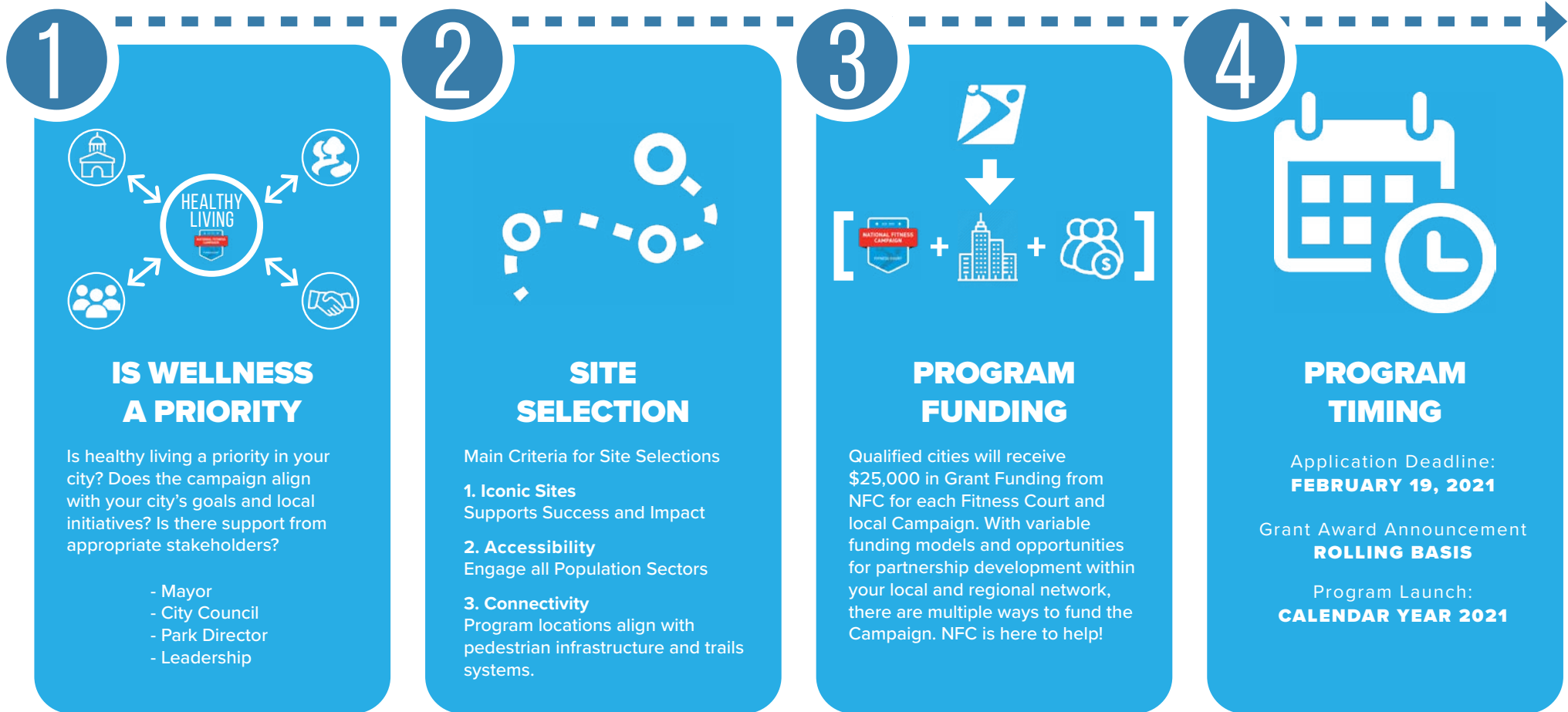
## Data Mapping Tools, Analysis Methods, Healthy Infrastructure Planning

In recognition of the importance of continuing education and professional development and the extensive work supported by CPRS's Foundation, NFC proposes an innovative regional workshop series providing specialized training and education in the development of pedestrian infrastructure, healthy living policies and practices, and Fitness Court programming. These day-long programs will occur each Spring. The below information provides a tentative framework. NFC envisions close collaboration with CPRS to determine the structure and execution of the workshops.



# GRANT FUNDING REQUIREMENTS

## NFC 4-STEP PROGRAM ADOPTION PROCESS



# PROGRAM ADOPTION PROCESS

# GRANT FUNDING AWARD

REQUIRED FUNDING FOR EACH SITE



+



**FITNESS COURT &  
CAMPAIGN ECOSYSTEM**

**TOTAL FUNDING  
REQUIRED PER FITNESS COURT**

**\$130,000**

+

**COURT INSTALL**

=



**\$25,000**

**GRANT FROM NFC**



**\$105,000**

**LOCAL FUNDING MATCH  
(PLUS INSTALLATION)**

## INSTALLATION METHODS

CONCRETE SLAB + FITNESS COURT ASSEMBLY + GRAPHICS INSTALL

**IN HOUSE OR IN KIND OR BID OUT**

# PROGRAM SUMMARY

## NFC 2021 CAMPAIGN SPECIFICATIONS



**2021 PROGRAM SUMMARY:** All items and services below are delivered to approved partners as part of the 2021 Campaign.

## HEALTHY INFRASTRUCTURE

### FITNESS COURT®

#### Fitness Court® Description:

- 32'x35' outdoor bodyweight circuit training system with the following components:
- Seven station circuit training system providing full-body workout modules
- Fitness Court body-weight training wall - 32'W x 2'D x 6' H with custom graphics
- Thirty pieces of body-weight fitness elements for simultaneous use by 28 users at one time. Fitness Elements anchored and grouped within seven stations.
- Bolts, attachments and anchors required for installation

#### Fitness Court Surface - Tile Surface Specifications

- Outdoor Sports Floor Size: 1,024 SF (32'x32')
- Color: NFC Blue
- Thickness: 1" Tiles
- ADA Border Included

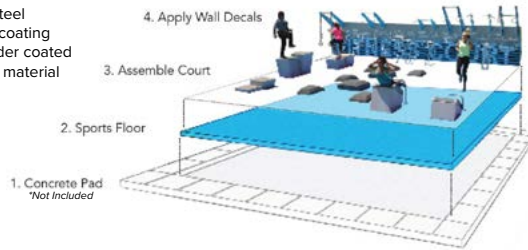
#### Fitness Court Specifications:

- All structural components are made from high-grade carbon steel
- Structural components receive high-grade dual layer powder coating
- All cladding (skins) made from high-grade aluminum and powder coated
- Graphics and signage printed with anti-graffiti over-lamination material
- Manufactured in the United States
- Resilient to heavy, repeated daily use
- Over 30 individual pieces of equipment
- Powder-Coated Structural Components
- Galvanized fittings and bolts - included
- Stainless steel cables
- Full installation guide provided
- Warranty through NFC

#### Warranty + Maintenance

- Made for all climates
- Almost no moving parts (only cables)
- Equipment is anchor bolted into concrete
- Replacement parts available through NFC
- No requirement for disassembly in winter
- Maintenance guide, including touch-up paint & necessary tooling included

See Official Warranty for Full Coverage Detail



## CAMPAIGN SERVICES

### FITNESS COURT® APP

#### The Fitness Court App

Free mobile app for iOS / Android teaches proper use, routines and challenges to all users

- **Classes:** schedule, run and track attendance using the Fitness Court App back-end scheduling tool, providing live class management through the OnSched platform. Training and basic setup provided by NFC within 30 days of launch event.
- **Learn:** video guides deliver workouts, and teach the basics for beginners on the Fitness Court. New content released quarterly, and updated by NFC National Training Team.
- **Train:** individual audio guides. New content released quarterly, updated by NFC National Training Team.
- **Challenge:** competitive tracking allows users to participate in timed, scored challenges, with an option to submit their scores to a national Leaderboard. Acts as a regional and national event qualification tool.



## CERTIFIED AMBASSADOR TRAINING

#### Programming and Training Tools

Fitness Court Ambassadors build and sustain a healthy culture around the Fitness Court ecosystem

- **Learn:** education modules provided by the NFC Training Team are eligible for a range of industry certifications, are offered both in-person and remote, and provide a range of class templates, coaching tips and more to qualified Ambassadors. Partnership includes program vouchers for up to 12 individual Ambassadors per Fitness Court, individually eligible for up to 3 continuing education credits (CECs), approved through the American Council on Exercise (ACE).
- **Train:** classes, clinics and challenges become the building blocks of a Fitness Season, led by Ambassadors, that engage all ages and fitness levels. These guided workout options expand the user community and increase long-term usage and adoption.
- **Share:** continuous online and print storytelling, engagement and social connection further build out a healthy culture on each Fitness Court. Up to five local Ambassadors are eligible to attend an in-person regional training event of their choice in 2021. \*Regional training schedule provided May 2021

## HEALTHY INFRASTRUCTURE DESIGN SERVICES

#### Strategic Planning & Feasibility Study

- City-wide impact analysis and master plan integration plan
- Site Design and Visibility Analysis

#### Custom Fitness Court Design Services & Construction & Installation Support

- Customized Fitness Court powder-coating and decal design - no two Fitness Courts are the same!
- Stamped and certified design plans, concrete slab drawings, and contractor management are provided by the NFC Activation Team.
- With all ready-to-build plans included, most installations require less than 90 days to complete from ground-breaking to launch.
- NFC National Installation Partner Access - EIS (contracted separately)

## GRANT FUNDING, CONSENSUS BUILDING, SPONSOR SUPPORT

#### NFC Grant Funding Qualification

- Access to qualify for NFC's Grant Funding through NFC's national partners to support seeding the program.

#### Consensus Building Consulting

- NFC has industry experts in project management, and from conception through execution, they will collaborate on an average of 2 intensive monthly planning calls to drive success.

#### Sponsor Strategy Consulting Support

- Up to 10 custom renderings provided by NFC Design Team to support outreach to local sponsors and partners. Up to 5 custom slide presentations provided for in-person meetings and internal stakeholder consensus-building.

## MEDIA, PRESS, & PROMOTIONS

#### Promotions and Marketing Package

Media support and community engagement materials excite users and strengthen program adoption

- **Custom Grant Announcement Kit:** promote the development of the program in your community with NFC support through traditional and social media channels - including a custom Press Release, site rendering, and outreach planning tools.
- **Launch Event Promotions Toolkit:** announce the launch of the Fitness Court on traditional media channels with a separate customized press release, outreach support and uniquely branded assets for social media.
- **NFC Website Feature Story:** NFC-hosted custom storytelling showcases the partnership and program development in your community.
- **Fitness Court Gear:** minimum \$750 credit towards the official NFC gear store - gear and giveaways (provided in part by national Campaign sponsor, Badger Sport®) nurture Ambassador relationships, honor stakeholders and excite event attendees, to amplify launch activities.
- **Opening Day Launch Support:** NFC provides event management templates, guidance for launch event planning, and custom promotional materials (flyer's, media assets).

## FITNESS SEASON 2021

#### Annual Activation Series: 2021 Fitness Season

Bring the Latest Events & Programs to Your Fitness Court® this Year!

- Spring 2021 : 18 new workout routines & video tutorials introduced to the Fitness Court App, featuring pro trainer, Mark Lauren.
- Summer 2021: Classes and Clinics support ongoing programming for group exercise and app-based class
- Fall 2021: Challenge series builds competition & strengthens community. Marks the success of year's activation program for all users.
- Healthy Infrastructure Awards: annual recognition program highlighting exceptional partners and leaders nationwide, winners receive custom awards, decals and press support to announce



*Fitness Court*

## NATIONAL FITNESS CAMPAIGN

SAN FRANCISCO, USA  
NATIONALFITNESSCAMPAIGN.COM  
INFO@NFCHQ.COM  
(415) 702-4919



# City of Santa Fe Springs

City Council Meeting

ITEM NO. 12

April 20, 2021

## NEW BUSINESS

### Horseshoe Pit Improvements - Authorization to Advertise for Construction Bids

#### **RECOMMENDATION**

- Approve the Plans and Specifications; and
- Authorize the City Engineer to advertise for construction bids.

#### **BACKGROUND**

District Member Ian Calderon of the 57<sup>th</sup> Assembly District pledged financial assistance in the amount of \$2,520,000 to the City for improvements to existing City parks. On January 23, 2020, the City approved the California Natural Resources Agency to process the collection of grant funding related to the various park improvement projects.

The Horseshoe Pit Improvements project is located at Santa Fe Springs Park with two existing courts, Little Lake Park with two existing courts and Los Nietos Park with four existing courts. The scope of work will consist of the removal and replacement of all wood backboards, removal/replacement and regrading of all stabilized decomposed granite (Court Surface), removal and replacement of all wood foul lines and stake box, repair of game boundary chain link fence and the installation of steel bollards at Santa Fe Springs Park adjacent to the parking lot. The steel bollards will protect the easterly chain link fence from vehicular traffic.

The construction cost estimate for the Horseshoe Pit Improvements project is \$50,300. The total estimated project cost including construction, design, engineering and inspection, and contingency is \$66,800. The estimate is from the most current costs of similar projects in the area. The total project costs are as follows:

<b><u>ITEM</u></b>	<b><u>BUDGET</u></b>
Construction	\$ 50,300
Design	\$ 2,500
Engineering	\$ 3,000
Inspection	\$ 3,000
Contingency	\$ <u>8,000</u>
Total Project Cost	\$ 66,800

The project Plans and Specifications are complete, and the Public Works Department is ready to advertise for the construction bids for this project, upon City Council approval. A copy of the project specifications will be on file with the City Clerk.

Report Submitted By: Noe Negrete  
Director of Public Works

A handwritten signature in blue ink, appearing to be "N Negrete", is written over the printed name of the Director of Public Works.


Date of Report: April 15, 2021

**FISCAL IMPACT**

The Horseshoe Pit Improvements Project is an approved California Natural Resources Agency grant funded project with an original budget of \$45,000. Staff may recommend an appropriation of funds at the time of Award of Contract if necessary.

**INFRASTRUCTURE IMPACT**

The various Horseshoe Pit Improvements projects will improve the structural condition and reduce maintenance costs for existing horseshoe pits at Los Nietos Park, Santa Fe Springs Park, and Little Lake Park. In addition, the horseshoe pit improvement projects will improve the aesthetic look of exterior infrastructures at Los Nietos Park, Santa Fe Springs Park and Little Lake Park.



Raymond R. Cruz  
City Manager

Attachments:  
None



# City of Santa Fe Springs

City Council Meeting

ITEM NO. 13

April 20, 2021

## NEW BUSINESS

Interior and Exterior Painting Park Facilities - Authorization to Advertise for Construction Bids

### RECOMMENDATION

- Approve the Plans and Specifications; and
- Authorize the City Engineer to advertise for construction bids.

### BACKGROUND

District Member Ian Calderon of the 57<sup>th</sup> Assembly District pledged financial assistance in the amount of \$2,520,000 to the City for improvements to existing City parks. On January 23, 2020, the City approved the California Natural Resources Agency to process the collection of grant funding related to the various park improvement projects.

The Interior and Exterior Painting Facilities project will include the interior and exterior of the recreation building and the formal picnic shelter shade cover located at Santa Fe Springs Park, the interior and exterior of the recreation building at Little Lake Park, and the gym building interior ground floor staff office, break room and upstairs offices at Los Nietos Park. The scope of work will consist of the surface preparation, application of primer and the application of paint on Concrete Masonry Units (CMU), Exterior Portland Cement Plaster (stucco), exterior gypsum board, concrete, wood, steel, galvanized metal and flashing, steel/pipe railing and hand rails, stainless steel flashing, plastic trim and aluminum.

The construction cost estimate for the Interior and Exterior Painting Facilities project is \$81,400. The total estimated project cost including construction, design, engineering and inspection, and contingency is \$102,000. The estimate is from the most current costs of similar projects in the area. The total project costs are as follows:

<u>ITEM</u>	<u>BUDGET</u>
Construction	\$ 81,400
Design	\$ 1,600
Engineering	\$ 4,500
Inspection	\$ 4,500
Contingency	\$ 10,000
Total Project Cost	\$ 102,000

The project Plans and Specifications are complete, and the Public Works Department is ready to advertise for the construction bids for this project, upon City Council approval. A copy of the project specifications will be on file with the City Clerk.

Report Submitted By: Noe Negrete  
Director of Public Works

A handwritten signature in blue ink, appearing to be "N. Negrete", is written over the printed name of the Director of Public Works.


Date of Report: April 15, 2021

**FISCAL IMPACT**

The Interior and Exterior Painting Park Facilities Project is an approved California Natural Resources Agency grant funded project with an original budget of \$92,800. Staff may recommend an appropriation of funds at the time of Award of Contract if necessary.

**INFRASTRUCTURE IMPACT**

The Interior and Exterior Painting Park Facilities projects will improve the aesthetic look of exterior infrastructures at Little Lake Park, Los Nietos Park, and Santa Fe Springs Park.



Raymond R. Cruz  
City Manager

**Attachments:**

None



## NEW BUSINESS

Presentation and Consideration of the City's Comprehensive Annual Financial Report for the Fiscal Year ending June 30, 2020

### **RECOMMENDATION**

Receive and file the City's Comprehensive Annual Financial Report for the Fiscal Year ending June 30, 2020 and related communications.

### **BACKGROUND**

Each year, the City engages an independent financial auditor to audit the City's financial statements, known as the Comprehensive Annual Financial Report. The purpose of the City's Comprehensive Annual Financial Report is to provide, independently audited, relevant financial information to the City Council, citizens, staff, grant entities, creditors, bond investors, rating agencies, and other concerned readers.

The City's financial statements contained within the Comprehensive Annual Financial Report are presented in conformity with generally accepted accounting principles ("GAAP") and audited in accordance with generally accepted governmental auditing standards ("GAGAS"). The statements are reported on a fiscal year basis beginning July 1<sup>st</sup> and ending June 30<sup>th</sup> and have been audited by an independent firm of certified public accountants, CliftonLarsonAllen LLP ("CLA") to provide reasonable assurance that the financial statements fairly present the City's financial condition in all material respects.

In keeping with best practices, the City Council has formed an Audit/Finance Sub-committee. Its members, Mayor Mora and Councilmember Zamora, met with staff and CLA on April 12, 2021 to discuss the results of the annual audit. This is CLA's first year auditing the City after being selected through a comprehensive procurement process in the summer of 2020.

As required by GAGAS, CLA has also issued an Audit Communication Letter summarizing the results of the audit and a Report on Internal Control and Compliance. These reports, included here as attachment #2 and #3, identify conditions noted by the auditor which were discussed in detail with the Audit/Finance Sub-committee and are being addressed by City staff.

Overall, the City's General Fund Unassigned Reserve balance increased approximately \$1.4 million from \$22.7 million at June 30, 2019 to \$24.1 million at June 30, 2020. In addition, the City's General Fund Economic Uncertainty Reserve balance was \$4.9 million and Unfunded Liability Reserve was \$10 million at June 30, 2020.



# ***City of Santa Fe Springs***

*City Council Meeting*

*April 20, 2021*

In the Water Fund, the Unrestricted Net Assets increased approximately \$851,000 from a deficit of \$324,000 million at June 30, 2019 to a surplus of \$527,000 at June 30, 2020.

Attached are the City's Comprehensive Annual Financial Report, Audit Communications Letter, and Report on Internal Control and Compliance.

## **FISCAL IMPACT**

None.

A handwritten signature in blue ink, appearing to read "Raymond R. Cruz".

Raymond R. Cruz  
City Manager

## **Attachments:**

1. Final audited FY 2019-2020 Comprehensive Annual Financial Report
2. Audit Communication Letter
3. Report on Internal Controls and Compliance

**ATTACHMENTS AVAILABLE  
UNDER SEPARATE LINKS ON CITY  
WEBSITE**



# City of Santa Fe Springs

City Council Meeting

ITEM NO. 16

April 20, 2021

## **PRESENTATION**

Proclaiming the Week of May 2 - 8, 2021 as "Municipal Clerks Week" in the City of Santa Fe Springs

## **RECOMMENDATION**

- Proclaim the week of May 2-8, 2021 as "Municipal Clerks Week" in the City of Santa Fe Springs.

## **BACKGROUND**

This upcoming month of May 2021 will be the 52<sup>nd</sup> Annual Professional Municipal Clerks Week, initiated in 1969 by the International Institute of Municipal Clerks (IIMC) and is endorsed by all its members throughout the United States, Canada and 15 other countries. In 1984 and in 1994, Presidents Ronald Reagan and Bill Clinton, respectively, signed a Proclamation officially declaring Municipal Clerks Week the first full week of May and recognizing the essential role Municipal Clerks play in local government.

Municipal and Deputy Clerks' main function is to serve as the council's foundation. Other duties include, but are not limited to, preparing agendas, taking minutes, maintaining ordinance and resolutions files, keeping the municipality's historical records and service as the clearinghouse for information about the local government. Another important responsibility is administering part or all of the local election functions.

One of local government's oldest positions is the Municipal Clerk. Their duties have expanded over the years and, today, modern technology assist them with their increasing responsibilities. To stay abreast of new computer applications, records management and other relevant information, many Municipal and Deputy Clerks return to the classroom to increase their knowledge of these issues, learn new material and sharpen old skills.

The week of May 2-8, 2021, the City of Santa Fe Springs wants to recognize the important role that City Clerks have in local government.

A handwritten signature in blue ink, appearing to read "Raymond R. Cruz".

Raymond R. Cruz  
City Manager

## **Attachment:**

1. Proclamation – 2021 Municipal Clerks Week

# *Proclamation*

*52nd ANNUAL PROFESSIONAL MUNICIPAL CLERKS WEEK*

*May 2 - May 8, 2021*

*Whereas, The Office of the Professional Municipal Clerk, a time honored and vital part of local government exists throughout the world, and*

*Whereas, The Office of the Professional Municipal Clerk is the oldest among public servants, and*

*Whereas, The Office of the Professional Municipal Clerk provides the professional link between the citizens, the local governing bodies and agencies of government at other levels, and*

*Whereas, Professional Municipal Clerks have pledged to be ever mindful of their neutrality and impartiality, rendering equal service to all.*

*Whereas, The Professional Municipal Clerk serves as the information center on functions of local government and community.*

*Whereas, Professional Municipal Clerks continually strive to improve the administration of the affairs of the Office of the Professional Municipal Clerk through participation in education programs, seminars, workshops and the annual meetings of their state, provincial, county and international professional organizations.*

*Whereas, It is most appropriate that we recognize the accomplishments of the Office of the Professional Municipal Clerk.*

*Now, Therefore, I, \_\_\_\_\_, Mayor of \_\_\_\_\_, do recognize the week of May 2 through May 8, 2021, as Professional Municipal Clerks Week, and further extend appreciation to our Professional Municipal Clerk, \_\_\_\_\_ and to all Professional Municipal Clerks for the vital services they perform and their exemplary dedication to the communities they represent.*

*Dated this \_\_\_\_\_ day of \_\_\_\_\_, 2021*

*Mayor*

*Attest: \_\_\_\_\_*



# City of Santa Fe Springs

City Council Meeting

ITEM NO. 17

April 20, 2021

## APPOINTMENTS TO COMMITTEES AND COMMISSIONS

Committee	Vacancies	Councilmember
Beautification and Historical	1	Mora
Beautification and Historical	3	Zamora
Beautification and Historical	1	Sarno
Beautification and Historical	2	Rodriguez
Beautification and Historical	1	Trujillo
Family & Human Svcs	1	Mora
Heritage Arts	1	Zamora
Parks & Recreation	3	Zamora
Parks & Recreation	1	Sarno
Parks & Recreation	1	Trujillo
Senior	3	Mora
Senior	3	Zamora
Senior	4	Trujillo
Sister City	5	Zamora
Sister City	3	Sarno
Sister City	3	Rodriguez
Sister City	2	Trujillo
Youth Leadership Committee	2	Mora
Youth Leadership Committee	2	Rodriguez

**Applications Received:** None

**Recent Actions:** Angelique Duque was appointed to the Youth Leadership Committee.

Raymond R. Cruz  
City Manager

Attachment(s):

1. Prospective Members
2. Committee Lists

## **Prospective Members for Various Committees/Commissions**

### **Beautification and Historical\* (\*pending name change)**

Phillip Gonzalez

### **Family & Human Services**

### **Heritage Arts**

### **Personnel Advisory Board**

### **Parks & Recreation**

Danielle Pavageau

### **Planning Commission**

### **Senior Citizens Advisory**

### **Sister City**

### **Traffic Commission**

### **Youth Leadership**

**BEAUTIFICATION AND HISTORICAL ADVISORY COMMITTEE\***

\*(pending name)

Meets the fourth Wednesday of each month

9:30 a.m., Library Community Room

Qualifications: 18 Years of age, reside or active in the City

Membership: 20 Residents appointed by City Council

Council Liaison: Sarno

**APPOINTED BY****NAME****TERM EXPIRES  
DEC 31, 2022****Mora**Doris Yarwood  
Guadalupe Placencia  
Irma Huitron  
**Vacant****Zamora**Annette Ramirez  
**Vacant**  
**Vacant**  
**Vacant****Sarno**Jeannette Lizarraga  
Mary Arias  
Linda Vallejo  
**Vacant****Rodriguez****Vacant**

Sally Gaitan

Mark Scoggins

**Vacant****Trujillo**Jacqueline Martinez  
Kay Gomez  
**Vacant**  
Merrie Hathaway

# FAMILY & HUMAN SERVICES ADVISORY COMMITTEE

Meets the third Wednesday of the month, except Jun., Sept., and Dec., at 5:45 p.m.,  
Gus Velasco Neighborhood Center

Qualifications: 18 Years of age, reside or active in the City

Membership:           15 Residents Appointed by City Council  
                              5 Social Service Agency Representatives Appointed by the  
                              Committee

Council Liaison:     Rodriguez

<b>APPOINTED BY</b>	<b>NAME</b>	<b>TERM EXPIRES</b>
		<b>DEC 31, 2022</b>

<b>Mora</b>	Martha Villanueva*	
	<b>Vacant</b>	
	Miriam Herrera	

<b>Zamora</b>	Gaby Garcia	
	Christina J. Colon	
	Gilbert Aguirre	

<b>Sarno</b>	Dolores Duran	
	Janie Aguirre	
	Peggy Radoumis	

<b>Rodriguez</b>		Shamsher Bhandari	
		Elena Lopez	
		Hilda Zamora	

<b>Trujillo</b>	Dolores Romero	
	Laurie Rios*	
	Bonnie Fox	

<b>Organizational Representatives:</b>	Nancy Stowe
(Up to 5)	Evelyn Castro-Guillen
	Elvia Torres
	(SPIRITT Family Services)

*\*Indicates person currently serves on three committees*

## HERITAGE ARTS ADVISORY COMMITTEE

Meets the Last Tuesday of the month, except Dec., at 9:00 a.m., at the Gus Velasco Neighborhood Center Room 1

Qualifications: 18 Years of age, reside or active in the City

Membership: 9 Voting Members  
6 Non-Voting Members

APPOINTED BY	NAME	TERM EXPIRES DEC 31, 2022
Mora	Maria Salazar-Jaramillo	
Zamora	Vacant	
Sarno	William K. Rounds	
Rodriguez	Francis Carbajal*	
Trujillo	Laurie Rios*	

### Committee Representatives

Family and Human Services Committee  
Beautification and Historical Committee  
Planning Commission  
Chamber of Commerce

**Vacant**

Sally Gaitan  
Gabriel Jimenez  
Debbie Baker

### Council/Staff Representatives

Council Liaison	Annette Rodriguez
Council Alternate	<b>Vacant</b>
City Manager	Ray Cruz
Director of Community Services	Maricela Balderas
Director of Planning	Wayne Morrell

*\*Indicates person currently serves on three committees*

# PARKS & RECREATION ADVISORY COMMITTEE

Meets the First Wednesday of the month, except Jul., Aug., and Dec., 7:00 p.m.,  
Town Center Hall, Meeting Room #1

Subcommittee Meets at 6:00 p.m.

Qualifications: 18 Years of age, reside or active in the City

Membership: 25

Council Liaison: Mora

APPOINTED BY	NAME	TERM EXPIRES
<b>Mora</b>	Joe Avila	<b>DEC 31, 2022</b>
	Eddie Barrios	
	William Logan	
	Ralph Aranda	
	Kurt Hamra	
<b>Zamora</b>	Gina Hernandez	
	Blake Carter	
	<b>Vacant</b>	
	<b>Vacant</b>	
	<b>Vacant</b>	
<b>Sarno</b>	Kenneth Arnold	
	Mary Anderson	
	Jeannette Lizarraga	
	<b>Vacant</b>	
	Mark Scoggins	
<b>Rodriguez</b>	Kayla Perez	
	Priscilla Rodriguez	
	Lisa Garcia	
	Sylvia Perez	
	David Diaz-Infante	
<b>Trujillo</b>	Dolores Romero	
	Andrea Lopez	
	Elizabeth Ford	
	Nancy Krueger	
	<b>Vacant</b>	

*\*Indicates person currently serves on three committees*

# PERSONNEL ADVISORY BOARD

Meets Quarterly on an As-Needed Basis

Membership: 5 (2 Appointed by City Council, 1 by Personnel Board, 1 by Firemen's Association, 1 by Employees' Association)

Terms: Four Years

APPOINTED BY	NAME	TERM EXPIRES DEC 31, 2022
Council	Angel Munoz Ron Biggs	
Personnel Advisory Board	Neal Welland	
Firemen's Association	Jim De Silva	
Employees' Association	Johnny Hernandez	

# PLANNING COMMISSION

Meets the second Monday of every Month at 4:30 p.m.,  
Council Chambers  
Qualifications: 18 Years of age, reside or active in the City  
Membership: 5

APPOINTED BY		NAME
Mora		Ken Arnold
Sarno		Johnny Hernandez
Rodriguez		Francis Carbajal*
Trujillo		William K. Rounds
Zamora		Gabriel Jimenez

## SENIOR ADVISORY COMMITTEE

Meets the Second Tuesday of the month, except Jun., Sep., and Dec., at 9:30 a.m.,  
Gus Velasco Neighborhood Center

Qualifications: 18 Years of age, reside or active in the City

Membership: 25

Council Liaison: Sarno

APPOINTED BY	NAME	TERM EXPIRES DEC 31, 2022
Mora	Paul Nakamura	
	Astrid Shesterkin	
	<b>Vacant</b>	
	<b>Vacant</b>	
	<b>Vacant</b>	
Zamora	<b>Vacant</b>	
	Elena Lopez Armendariz	
	Josefina Lara	
	<b>Vacant</b>	
	<b>Vacant</b>	
Sarno	Sally Gaitan	
	Bonnie Fox	
	Gilbert Aguirre	
	Lorena Huitron	
	Janie Aguirre	
Rodriguez	Yoko Nakamura	
	Linda Vallejo	
	Hilda Zamora	
	Martha Villanueva*	
	Nancy Krueger	
Trujillo	Dolores Duran	
	<b>Vacant</b>	
	<b>Vacant</b>	
	<b>Vacant</b>	
	<b>Vacant</b>	

*\*Indicates person currently serves on three committees*

## SISTER CITY COMMITTEE

Meets the First Monday of every month, except Dec., at 6:45 p.m., Town Center Hall, Mtg. Room #1. If the regular meeting date falls on a holiday, the meeting is held on the second Monday of the month.

Qualifications: 18 Years of age, reside or active in the City

Membership: 25

Council Liaison: Mora

APPOINTED BY	NAME	TERM EXPIRES DEC 31, 2022
Mora	Martha Villanueva*	
	Doris Yarwood	
	Laurie Rios*	
	Peggy Radoumis	
	Francis Carbajal*	
Zamora	Vacant	
	Vacant	
	Vacant	
	Vacant	
	Vacant	
Sarno	Manny Zevallos	
	Vacant	
	Jacqueline Martinez	
	Vacant	
	Vacant	
Rodriguez	Jeannette Wolfe	
	Shamsher Bhandari	
	Vacant	
	Vacant	
	Vacant	
Trujillo	Charlotte Zevallos	
	Andrea Lopez	
	Vacant	
	Marcella Obregon	
	Vacant	

*\*Indicates person currently serves on three committees*

## TRAFFIC COMMISSION

Meets the Third Thursday of every month, at 6:00 p.m., Council Chambers

Membership: 5

Qualifications: 18 Years of age, reside or active in the City

### APPOINTED BY

### NAME

**Mora**

Bryan Collins

**Sarno**

Johana Coca

**Rodriguez**

Felix Miranda

**Trujillo**

Linda Vallejo

**Zamora**

Christina J. Colon

## YOUTH LEADERSHIP COMMITTEE

Meets the First Monday of every month, at 6:30 p.m., Gus Velasco Neighborhood Center

Qualifications: Ages 13-18, reside in Santa Fe Springs

Membership: 20

Council Liaison: Zamora

### APPOINTED BY

### NAME

**TERM EXPIRES  
DEC 31, 2022**

#### Mora

Kharisma Ruiz  
Jilliana Casillas  
**Vacant**  
**Vacant**

#### Zamora

Joseph Casillas  
Savanna Aguayo  
Valerie Melendez  
Christian Zamora

#### Sarno

Abraham Walters  
Aaron D. Doss  
Valerie Bojorquez  
Maya Mercado-Garcia

#### Rodriguez

Jasmine Rodriguez  
Angelique Duque  
**Vacant**  
**Vacant**

#### Trujillo

Bernardo Landin  
Isaac Aguilar  
Andrew Bojorquez  
Alan Avalos