

2021-2022 ANNUAL REPORT

CITY OF SANFORD MAINE

YOU FUTURE IS HERE



CONTACT INFORMATION

Animal Control Officer.....	(207) 324-3644 ext. 131
Assessing.....	(207) 324-9115
City Manager's Office.....	(207) 324-9173
City Clerks Office.....	(207) 324-9125
Code Enforcement.....	(207) 324-9145
Finance Department.....	(207) 608-4180
Fire Department (Emergency: 911).....	(207) 324-9160
Fire Marshall.....	(207) 324-5293
General Assistance.....	(207) 324-9110
Land Bank Authority.....	(207) 608-4133
Parks & Recreation.....	(207) 324-9130
Planning & Development.....	(207) 324-9150
Police Department (Emergency: 911).....	(207) 324-9170
Public Works.....	(207) 324-9140
Sanford Regional Economic Growth Council.....	(207) 324-9155
Sanford School Department.....	(207) 324-2810
Sanford Seacoast Regional Airport.....	(207) 324-8919
Sanford Sewerage District.....	(207) 324-5313
Sanford Water District.....	(207) 324-2312
Transfer Station.....	(207) 324-9144
Treasurer / Tax Collector.....	(207) 324-9125
Voter Registration.....	(207) 324-9107

For Additional Information on Municipal Services, visit: www.sanfordmaine.org



sanfordmaine.org



facebook.com/cityofsanfordmaine



instagram.com/cityofsanfordmaine

Table of Contents

IFC

Contact
Information

03

Letters from
Congressional
Delegations

11

Notes from
Sanford City
Leadership

15

Departmental/
Organizational
Updates

37

Outstanding
Taxes

55

City of Sanford
Financial
Report

87

In Memory of
Those Who
Have Passed
on in 2022

IBC

City of Sanford
Hours of
Operation



GOWEN PARK

In the 1930s, the Gowen Family's 20-acre property was willed to the town and landscape architect, Arthur Shurcliff was hired to design Gowen Park.

Shurcliff is most known for working on Central Park in New York City with Frederick Law Olmstead. He is also well-known for being hired by John D. Rockefeller, Jr. to re-create Colonial Williamsburg.

Now, Gowen Park is a staple in our community and used for sledding, cross-country skiing, disk golf, prom pictures and weddings.



LETTERS FROM CONGRESSIONAL DELEGATION



CITY OF SANFORD 2022 ANNUAL REPORT

SUSAN M. COLLINS
MAINE

413 DIRKSEN SENATE OFFICE BUILDING
WASHINGTON, DC 20510-1904
(202) 224-2523
(202) 224-2683 (FAX)

United States Senate
WASHINGTON, DC 20510-1904

COMMITTEES:
APPROPRIATIONS
HEALTH, EDUCATION,
LABOR, AND PENSIONS
SELECT COMMITTEE
ON INTELLIGENCE
SPECIAL COMMITTEE
ON AGING

Dear Friends:

It is an honor to represent Maine in the U.S. Senate. I am grateful for the trust that Mainers have placed in me and welcome this opportunity to share some key accomplishments for our state.

Last year, I secured more than \$500 million for 285 projects from Aroostook County to York County that will promote job creation, workforce training, and economic development; expand access to health care; improve public safety, infrastructure, and community resources; and protect our environment. To address the crisis of soaring inflation and high energy prices, I led efforts to provide \$2 billion in supplemental funds to the Low-Income Home Energy Assistance Program. In the new Congress that begins in 2023, I expect to be the Vice Chairman of the Appropriations Committee and will continue to champion investments to support Maine's communities and families.

Strengthening our economy and supporting good jobs remain a top priority. Along with the Governor and the rest of the Maine Delegation and the associations representing the lobster industry, I worked to protect our hardworking lobstermen and women by pausing for six years the onerous federal regulations that jeopardize our lobster fishery's very existence. Another ongoing threat to Maine's small businesses is the shortage of workers. That's why I led an effort to push the Administration to nearly double the number of H-2B visas that are critical to our hospitality industry. Additionally, when the Administration proposed to cut the construction of a destroyer to be built by Bath Iron Works, I restored this funding to protect Maine jobs and our national security.

When Maine Veterans' Homes announced last year that it planned to close its facilities in Caribou and Machias, I opposed that decision which would have had such a devastating effect on rural veterans and their families. I am glad that the decision was reversed, and I have secured \$3 million to help with upgrades to these facilities. My AUTO for Vets Act also became law, which will help disabled veterans maintain their independence by supporting the purchase of a new adaptive vehicle once a decade.

This past year, Congress demonstrated how effective it can be on behalf of the American people when

both

parties work together. A few of the bipartisan achievements that I was involved in include the Respect for Marriage Act, which will provide certainty to millions of loving couples in same-sex marriages while protecting religious liberties, and the Electoral Count Reform Act, which establishes clear guidelines for our system of certifying and counting electoral votes for President and Vice President.

No one works harder than the people of Maine, and I have honored that work ethic by showing up for

every

vote. During my Senate service, I have cast more than 8,500 consecutive votes, never having missed one. I remain committed to doing all that I can to address your community's concerns in 2023. If I may be of assistance to you in any way, I encourage you to contact one of my six state offices.

Sincerely,

Susan M. Collins

United States Senator



CITY OF SANFORD 2022 ANNUAL REPORT

January 1, 2023

Dear Friends,

I've often thought that Maine is just one big small town connected by long roads. Well, in the past year or two, those roads have gotten steeper and bumpier as we dealt with an unprecedented pandemic and the resulting economic troubles.

As we faced the historic challenges, something impressive happened. We came together and lent a hand to our neighbors wherever we could to keep things running and spirits high.

Down in Washington, Congress tried to help Maine communities get through this struggle, so that our state would come out stronger. To do that, we put in the work and set some things into motion that are already helping Maine people. That's why you hired us, after all.

The pandemic made something we'd known for a while clear: those roads and networks that connect our big town needed repair, improvements, and expansion – from bridges to broadband. So, while Maine was uniting towards a common purpose, Congress came together to pass the Bipartisan Infrastructure Law – legislation that makes generational investments in physical infrastructure, broadband connections, harbors, and the energy grid. These efforts will lay the foundation for Maine's 21st-century economy and make sure even the most rural areas aren't left behind.


Over the last two years, as we drove up and down our state, you couldn't help but see storefronts in trouble and prices rising as the economy struggled through a global recession. And again, while you focused your efforts on getting through the difficult times, Congress took meaningful action. We passed the American Rescue Plan in 2021, which enabled Governor Mills and the state of Maine to better meet the health and economic difficulties of the pandemic. At a critical moment it expanded healthcare efforts to confront COVID and invested in the state to keep the economy in far better shape than most others nationwide.

Congress didn't stop there. This year, we took even more concrete steps to cut costs, create jobs, and provide more affordable, cleaner energy. The bipartisan CHIPS Act will bring home the manufacturing of the technical components known as "chips" that are used in everything these days – from smartphones to microwaves to cars – and in doing so reduce prices and create good American jobs. We also passed the Inflation Reduction Act (IRA) to lower healthcare costs, allow Medicare to negotiate drug prices, and cut energy bills with new rebates for things like heat pumps and solar panels.

Beyond these major investments, we also passed vital legislation to improve the day-to-day lives of Maine people and Americans nationwide. On a bipartisan basis, we expanded health care for veterans exposed to toxins, strengthened protections for marriage equality, supported Ukraine as it fought off a bloody Russian invasion, secured our elections and the peaceful transfer of power, and delivered millions in federal investments to projects up and down our state.

So, as Maine worked to get through hard times, Congress took steps to support our state – and we're already starting to see brighter days ahead. I'm proud to have played a small part down here; it's a true privilege to listen to you, work with you, and build a brighter future for all the incredible people up and down the roads that connect our big small town. Mary and I wish you a happy, and safe 2023.

Best Regards,



ANGUS S. KING, JR.
United States Senator

CITY OF SANFORD 2022 ANNUAL REPORT

Dear Friends,

I hope this letter finds you well. It is my honor and privilege to serve the people of Maine's First District in Washington, DC, and I appreciate the opportunity to share this annual update with you.

This past year, our state faced unprecedented challenges, mirroring the difficulties experienced by communities across the nation. High inflation rates, a rapidly changing climate, aging infrastructure, and increasing energy costs were among the top concerns I heard while home in the district. Keeping these in mind, I was proud to work with my colleagues in the Maine Delegation to pass historic legislation to bring federal dollars back to our communities.

One of the ways we delivered for Mainers was through the passage of the Inflation Reduction Act (IRA) in August. This law provides much-needed assistance to struggling families. With the help of the IRA, Americans will save an average of \$800 per year on health insurance and Medicare beneficiaries will have increased access to medication.

Additionally, the IRA offers billions of dollars to expand rebate programs for Americans who wish to make their homes more energy efficient. Homeowners can now receive up to a 30 percent tax incentive for the cost of home solar installations and a 30 percent incentive when investing in a heat pump. Over the next decade, these rebates will offer Mainers thousands of dollars in savings while decreasing fuel costs for winters to come.

In 2022, Congress also passed meaningful legislation to help create skilled jobs in the construction, manufacturing, and engineering sectors. The Creating Helpful Incentives to Produce Semiconductors (CHIPS) Act will allow the U.S. to advance its leadership in the development of semiconductors used in the manufacturing of computers, cell phones, cars, and numerous other technologies we rely on. By developing this industry at home, we can bolster our national security and lessen our reliance on foreign technology.

As I look toward this Congress, I am excited to work with my colleagues on both sides of the aisle to improve the lives of Maine people. It is critically important that we continue to take action to increase job growth, decrease inflation, take measures to promote our national security and invest in our health care and education systems.

Each year my office receives over 40,000 calls, letters, and emails from Mainers. I recognize the tremendous trust you place in having me represent you in Washington and by sharing your stories, thoughts, and concerns. Please rest assured, I will continue to fight for the interests of Mainers in Congress, and my staff and I will do everything we can to ensure your needs are met.

Sincerely,

Chellie Pingree

Member of Congress



Lucas John Lanigan

13 Grant Street
Springvale, ME 04083
Cell Phone: (207) 351-5383
Office: (207) 287-1400
Lucas.Lanigan@legislature.maine.gov

HOUSE OF REPRESENTATIVES

2 STATE HOUSE STATION
AUGUSTA, MAINE 04333-
0002 (207) 287-1440
TTY: (207) 287-4469

January 2023

Dear Friends and Neighbors,

It is an honor and a privilege to be chosen to serve you, the people of Sanford, in the 131st Maine State Legislature.

I am very often reminded of how fortunate we are to be residents in an area where values and trust are paramount. Friends and neighbors look out for each other while we continue to support those that need it most.

I now serve on the Joint Standing Committee on Innovation, Development, Economic Advancement and Business. I look forward to the challenges on this important committee.

If there is anything I can assist you with at the state level, please don't hesitate to let me know. I encourage you to actively participate in your state government. Meetings and hearings are now even more accessible by using the homepage of the Maine Legislature: Legislature.Maine.Gov.

I also send a weekly email with current state news. If you'd like to receive these updates, please contact me at Lucas.Lanigan@legislature.maine.gov

Again, thank you for the opportunity to continue to serve you in Augusta. Please stay safe and healthy!

Sincerely,

A handwritten signature in blue ink, appearing to read "L. Lanigan".

Lucas Lanigan
State Representative



Anne-Marie Mastraccio

23 Lebanon Street
Sanford, ME 04073
Phone: (207) 432-1453

Anne-Marie.Mastraccio@legislature.maine.gov

HOUSE OF REPRESENTATIVES

2 STATE HOUSE STATION
AUGUSTA, MAINE 04333-
0002 (207) 287-1400
TTY: MAINE RELAY 711

February 2023

Dear Neighbors:

It is an honor to have the opportunity to serve you in the Maine House of Representatives. I am proud to be your advocate in Augusta, and I am looking forward to working alongside my new colleagues to find thoughtful solutions for the many challenges facing our community and our state.

As I write this, the 131st Legislature just passed a supplemental budget with overwhelming bipartisan support. This budget, which will take us through the end of June 2023, included a number of important measures that included funding for hospitals and nursing homes, a 1% cost-of-living adjustment for retired state employees, money to replace firefighting gear contaminated with PFAS and funding for scholarships to the University of Maine and Maine Maritime Academy.

Moving forward, our most significant priority will be the creation of a balanced two-year state budget, which will play a critical role in shaping the direction of our state in the next two years. I am working to ensure that the biennial budget will continue to fully fund the state's share of public education costs and municipal revenue sharing. We will also need to offer meaningful support for working families, improve access to affordable housing, health care and child care and provide property tax relief for more Mainers.

This session, I have been appointed to serve once again on the Government Oversight Committee and the Health Coverage, Insurance and Financial Services Committee. Having previously served on both committees in the 129th Legislature, I am pleased to return to this important work.

Please feel free to contact me if I can ever be of assistance to you or your family, or if you would like to discuss or testify on any upcoming legislation. You can reach me by email at Anne-Marie.Mastraccio@legislature.maine.gov. I also send out monthly email newsletters that provide insight into our work at the State House, offer helpful information and resources and aim to connect you with your state government. Please let me know if you would like to receive them.

I am so thankful that you have entrusted me with this great responsibility, and I look forward to connecting with you over the next two years.

Sincerely,

A handwritten signature in blue ink that reads "Anne-Marie Mastraccio".

Anne-Marie Mastraccio

State Representative



HOUSE OF REPRESENTATIVES

2 STATE HOUSE STATION
AUGUSTA, MAINE 04333-
0002 (207) 287-1440
TTY: (207) 287-4469

Ann Fredericks

1603 Main Street
Sanford, ME 04073
Phone: (207) 401-4141
AnnMarie.Fredericks@legislature.maine.gov

January 2023

Dear Friends and Neighbors,

Thank you for electing me to serve as your State Representative. I look forward to be your voice in the Maine Legislature. Representing you is an honor and a privilege I take seriously. My center of attention will be keeping you well informed of legislative matters and making myself available to address your questions and concerns. I look forward to the new challenges that await in the current legislative session.

In order to represent you in the best way possible, I need to hear your thoughts on the issues that are important to you. Please, do not hesitate to call anytime if you feel you need my assistance. I encourage you to monitor all legislative proposals being worked on at the State House by visiting the Legislature's website at www.legislature.maine.gov. From here, you can browse bill summaries, view our legislative session and public hearing schedules, listen to committee hearings, or watch live streaming video of the House and Senate.

I have been selected to serve on the Joint Standing Committee on Health and Human Services. On this committee, we will discuss many issues regarding the Committee's jurisdiction over new legislation pertaining to all new bills relating to the Department of Health and Human Services; MaineCare/Medicaid; children's welfare and mental health services; tobacco and e-cigarette sale and use; medical use of marijuana and disability issues. These matters are crucial to our community and I hope to hear from you to discuss ways to improve our community.

Once again, thank you for the opportunity to serve the constituents of District 143. I encourage you to participate in your state government. If you would like to receive my email updates and important information on State programs and services, you can do so by emailing me directly with your request at Ann.Fredericks@legislature.maine.gov

Sincerely,

A handwritten signature in cursive script that reads "Ann Fredericks".


Ann Fredericks
State
Representative

District 143 Sanford (part)



Photo: Josh McPhail

SANFORD CITY LEADERSHIP



SANFORD CITY COUNCIL



**Mayor Anne-Marie
Mastraccio**

In 2022, the City Council met on the 1st and 3rd Tuesday of each month at 6:00pm. Initially, the meetings were held remotely via ZOOM. Later, when York County's Community Transmission status was in the yellow according to CDC reports, the Council switched to hybrid meetings, conducted both in the Council Chambers and via ZOOM with a livestream.

Councilor John Tuttle passed away on January 27th, 2022. Councilor Michael Termath filled his seat for the remainder of the year after the June Election. In the November Election, Becky Brink was elected Mayor, Councilor Bob Stackpole was reelected, and Pete Tranchmontange was elected to Councilor Termath's former seat.



**Deputy Mayor Maura
Herilhy**



**Councilor Bob
Stackpole**



**Councilor Ayn
Hanselmann**



**Councilor Jonathan
Martell**



**Councilor Becky
Brink**



**Councilor Michael
Termath**

SANFORD CITY MANAGER



Steven Buck
Sanford City Manager

We are very pleased to share the 2022 Annual Report for the City of Sanford. This report highlights some of the City's many accomplishments and initiatives over the past year, and contains key financial information.

2022 was a year of change for our community. As we began to emerge from the shadow of COVID-19, City Staff continued to work tirelessly to ensure that Sanford's residents would receive the highest level of services possible while remaining safe and secure. Our Information Services Department and Facilities team transformed our City Council chambers into a seamless venue with technology to allow City Councilors to again meet in person while maintaining the live on-line interactivity of meetings that we became accustomed to during the pandemic.

Our Planning and Codes Departments worked hard to support an increasing flow of applications as more projects began to come forward, and work continued on drafting revised mineral extraction ordinances. After the retirement of our Economic Growth Council director in the spring, a new Executive Director for the Growth Council joined our team to take the lead on economic development. The Land Bank Authority continued its work on licensing housing, proactive inspection and enforcement of health and safety standards, and continued addressing dangerous buildings. Our Finance and Human Resources Departments, our City Treasurer, City Clerks, Assessing Department and Parks and Recreation team have all been busier than ever post-COVID-19 helping support the administration of your municipality, caring for parks and municipal facilities, and assisting the public with their needs. The Sanford Seacoast Regional Airport continued to expand and remains home to the second-largest solar array on a working airport in the world while hosting more take-offs and landings than any other airport in Maine.

The hard work and dedication of all of our departments came together to support an impressive RAISE (Rebuilding American Infrastructure with Sustainability and Equity) Grant application submitted in collaboration with Maine Department of Transportation (MaineDOT) in spring of 2022. We were delighted – but not surprised – to find out in August that Sanford was awarded \$25 Million in federal RAISE grant funds for necessary and much-anticipated work to revitalize our downtown.

SANFORD CITY MANAGER

The grant dovetails with other projects in cooperation with MaineDOT and other partners to address infrastructure, public safety and connectivity needs in our downtown. All of this will support economic competitiveness, quality of life and sustainability for our community's future.

In September, the City launched a newly-designed website with more responsive features and a cleaner, easier to navigate design. Our Communications Coordinator began building a more robust social media presence for the City and conducted a survey to solicit input from the public on how we communicate municipal information. City Hall hours were changed from a standard five-day schedule to a four-day schedule with extended hours from 7:30 AM to 5:30 PM each day to accommodate those who may be unable to get here during regular working hours. This change of hours was adopted in part to help Sanford remain competitive when hiring employees, and it has already proved to be an incentive for some key staff to join our team.

A mandated review of Sanford's Charter was undertaken in 2022 by a committee of volunteers appointed by the City Council. Recommendations were then presented to the City Council, which put forward its recommended changes to a referendum vote. Voters at the ballot in November adopted the changes to the Charter and chose to do away with the Budget Committee, making the City Council the entity responsible for reviewing and approving the municipal budget each year. In November, voters also elected a new Mayor, Becky Brink, to take office in January 2023.

On November 15, our Police Department and Fire Department first responders displayed all the traits that make them so outstanding, when a call about an active shooter at Sanford High School was received. Although ultimately revealed to be a hoax, the response to the situation was real and immediate; while the event was traumatic for the whole community, seeing how capably it was handled reassured many that, should a real incident of this type ever occur, our Police and Fire first responders, Dispatch center, School personnel, Public Works crew and other City staff and partners are well-trained and determined to act quickly and decisively to protect the welfare of our community's most precious asset: its children. I could not have been prouder of our staff that day.

We look forward to a year of continuing growth and prosperity in 2023 as we continue to shape the future of our city. We hope you enjoy reading through this year's report, and wish you all the best in the coming year.

Steven R. Buck,
Sanford City Manager

DEPARTMENTAL UPDATES



CITY OF SANFORD

ASSESSOR'S

OFFICE

2021 Assessed Values

REAL ESTATE

Land	\$	479,460,700.00
Buildings	\$	1,292,173,930.00
NET TAXABLE REAL ESTATE	\$	1,771,634,630.00

PERSONAL PROPERTY

Machinery/Equipment	\$	91,609,600.00
Furniture/Fixtures	\$	34,341,670.00
Other Personal Property	\$	2,146,620.00
NET TAXABLE PERS. PROPERTY	\$	128,097,890.00

TOTAL TAXABLE **\$ 1,899,712,520.00**

OPERATING EXPENSES

General Government	\$	33,844,653.00
TIF Financing	\$	2,214,841.13
School	\$	56,439,808.00
County Tax	\$	796,940.07
Overlay	\$	270,611.25
Total Expenses	\$	93,566,853.45

REVENUE

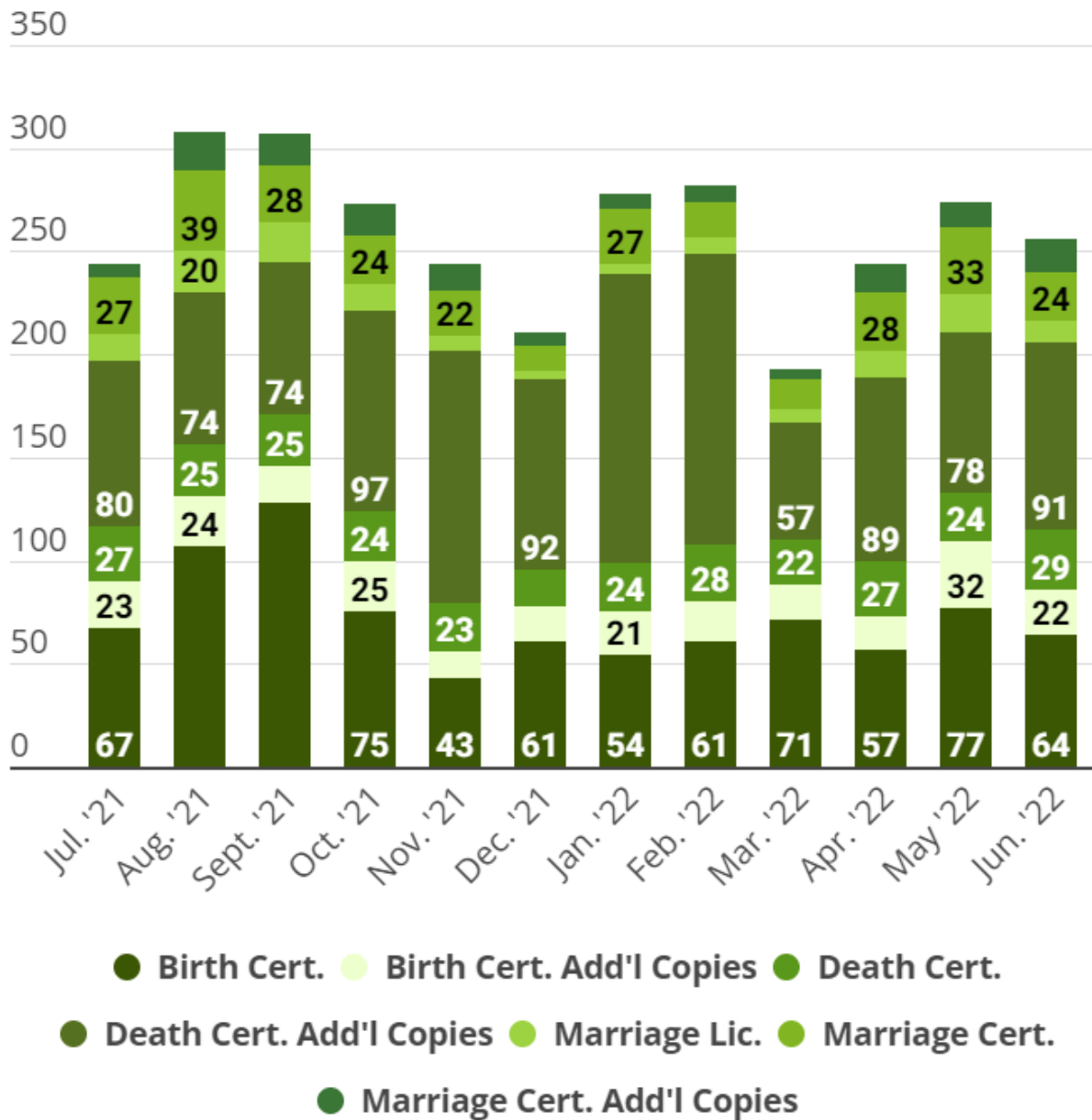
State Revenue	\$	3,442,327.00
Anticipated Revenue	\$	53,764,334.00
Homestead Reimbursement	\$	1,263,425.83
BETE Reimbursement	\$	559,629.30
Total Revenue	\$	59,029,716.13

AMT. TO BE RAISED: TAXES **\$ 34,537,137.32**

Tax Rate 2021/2022	\$18.18 (per Thousand Assmt.)	
Tax Due Dates	09/15/2021 and 03/15/2022	
Billing Period	07/01/2021 to 06/30/2022	
Assessment Ratio Declared	100%	
Date of Commitment	August 11, 2021	
TAX RATE	City	\$9.99
	School	\$7.77
	County	\$0.42
	Total	\$18.18

CITY CLERK'S 2022 STATISTICS

VITAL RECORD CERTIFICATES ISSUED



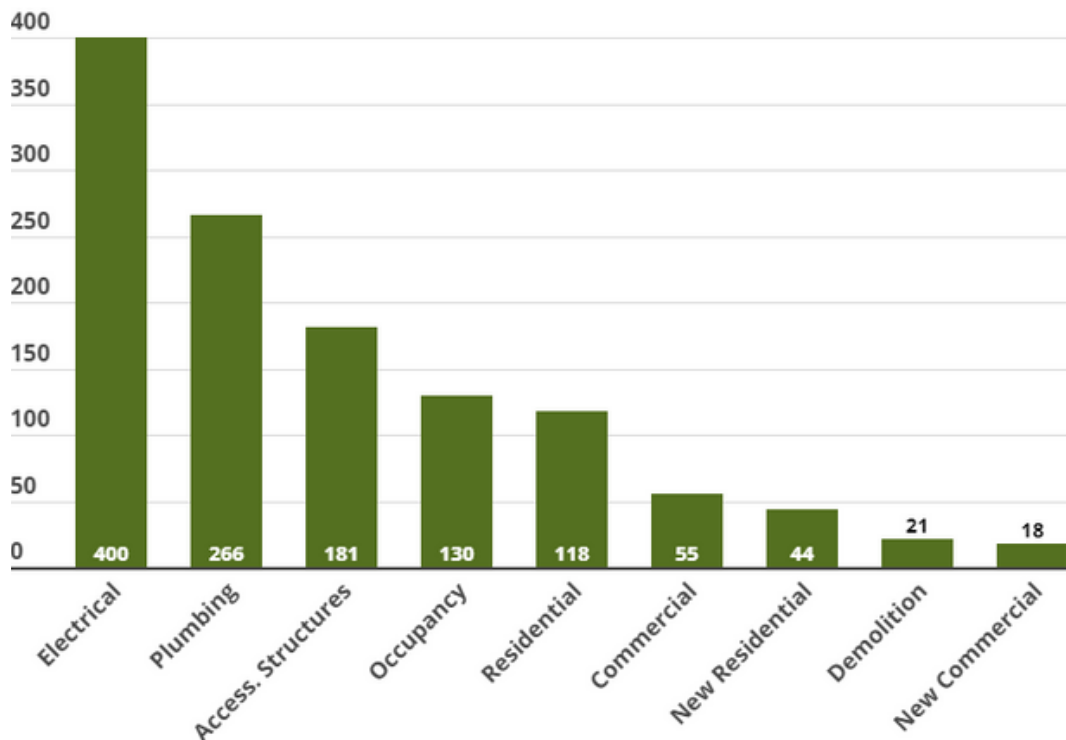
CODE ENFORCEMENT

The goal of Code Enforcement is to promote and maintain a safe and desirable living and working environment. The City of Sanford works in partnership with residents and business owners to educate and increase public awareness of the City's Municipal Ordinances, and adopted Codes, and facilitate the correction of code violations as they arise.

The department staff consists of three full-time employees:

- Chief Code Enforcement Officer
- Code Enforcement Officer
- Administrative Assistant

Who work together to enforce the Sanford Zoning Ordinance, the Shoreland Zoning Ordinance, building codes, and other codes adopted by the City and State Statutes. The City of Sanford has experienced significant growth in the past year, issuing approximately 1,233 permits. The Code Enforcement Office is proud to have collaborated with the community to complete many exciting projects during this time



NEW BUSINESS PROJECTS INCLUDE:

- Burger Budz
- His Yours and Mine Thrift Shop
- Kids Kove Childcare and Learning Center
- Ontarget Gunsmithing
- Possum Hollow Farm Soap
- ROC Upholstery
- Salt Fusion
- Sarah's Table
- Shine Hair and Nails
- Village Sign and Design.

LARGE COMPLETED CONSTRUCTION PROJECTS:

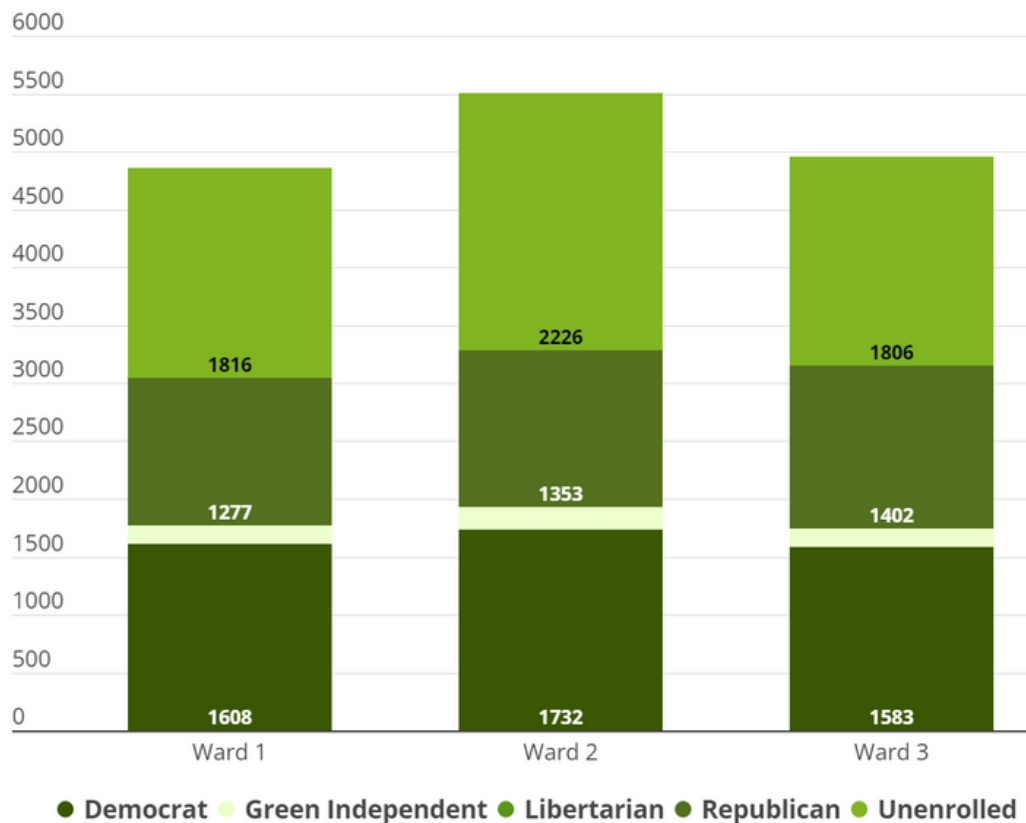
- Crystal Athletic Training Facility
- Eldredge Lumber
- Harrison Development Industrial tenant spaces
- VIP Auto
- One 16 Unit Apartment Building
- Two 12 Unit Apartment Buildings

ELECTION AND VOTER INFORMATION

Below are the numbers of registered and enrolled voters in the City of Sanford.

Sanford and Springvale are located in the US First Congressional District and in the State Senate District 33. We also have three State House of Representatives to Legislature Districts in Sanford/Springvale: Districts 4, 18, and 19. The charts below provide a breakdown by the three City voting Wards

There are 15,323 registered voters in Sanford/Springvale. The June 22nd, 2022 election saw 9% voter turnout.



FACILITIES

The Department consists of;

- The Director
- Two Full Time Custodians
- One Part Time Custodian

The role of the Sanford Facilities Department is to provide and maintain clean, safe, and comfortable workspaces, enabling City staff to perform their work efficiently.

The Department is directly responsible for:

- Cleaning and maintaining City Hall, the Annex, Police Station, and Public Works office buildings.
- Providing assistance to other departments regarding building-related issues.
- Managing the City's utility purchasing and ensuring employee health and safety compliance.
- Maintaining the five City-owned dams.

YEARLY HIGHLIGHTS

Most of the work for the Facilities Department this year has been maintaining the building systems in the buildings we support. There were a few extra challenges at City Hall and Annex.

In July, a component of the sprinkler system that provides fire protection for the building failed. This resulted in flooding in the Annex basement. We were fortunate that the problem was noticed fairly quickly, but after shutting down the system to stop the leak, a substantial amount of water had to be removed, and then the impacted area had to be dried and dehumidified.

In January, the cooling tower developed a leak. This piece of equipment, located behind the Annex, provides evaporative cooling when the building is being air conditioned. Investigation determined that the leak was caused by vibration which wore through one of the copper tubes in the unit.

The Covid 19 Pandemic resulted in a very long lead time to get a replacement tower installed, but we were fortunate that weather conditions allowed us to accomplish the replacement with only a few days of discomfort for annex occupants. The new tower should provide many years of service.



SFD AT A GLANCE

TOTAL INCIDENTS – (7% INCREASE)

4415

Chimney Fire

25

Vehicle Fires

6

False Alarms

249

Mutual Aid Times Given

126

Mutual Aid Times Received

41

EMS RESPONSES – (2.4% INCREASE)

3312

Transports

2536

Treat/No Transport

776

Advanced Life Support

126

Basic Life Support

1591

Assist Invalid

185

FIRE AND EMS DEPARTMENT

The Sanford Fire Department is a modern 24/7/365 operation that provides high-quality Fire/EMS/ALS services to our city and its visitors.

We continue to care for and transport COVID patients as COVID-19 continues to impact our department operations. We have reopened our stations to the public and re-established our public education program.

We continue to make strides on our fire stations project with hope to bring a proposal to the voters in the near future. Much of our attention and efforts have been focused on identifying and acquiring viable property options for the new stations. The replacement of our fire stations is crucial for the health and safety of firefighters, as well as an economic investment in our city.

We have worked to maintain our current staffing levels and have actively recruited future firefighter paramedic. We have taken advantage of state funding, allowing firefighters to regularly participate in paramedic classes to enhance the level of EMS care in the city.

The Fire Marshal has been busy finishing a number of significant projects in the city and continues to provide proper code enforcement for ongoing projects.

We wish to thank the other city departments, City Manager Steve Buck, and the council for their continued support of our department, so we can work together to make Sanford a great place to live, learn, and play.

HUMAN RESOURCES

There are currently 35+ employees actively working within the City with 20+ years of longevity!

It is always sad to see our valuable employees leave, but we are happy for them in their retirement. This year we had 14 employees retire. Of these 14 retirements, eight had a longevity of 20+ years leading up to 40 years of employment within the city!

We would like to recognize and thank our current and retired employees for their knowledge, hard work and dedication.

The Human Resources Department consists of the:

- Human Resource Director
- Assistant Human Resource Director
- Payroll Manager
- Human Resource Generalist

The department is responsible for the entire employment process from recruitment to retirement. Our employees are a considerable resource that requires investment to ensure that we have the skills needed to meet the needs of the City. The City of Sanford strives to maintain a safe and desirable working environment for all our employees.

The Human Resources Department is responsible for:

- Maintaining Personnel Records
- Assisting Employees w. Employment Questions
- Employee Benefit Educational Sessions/Trainings
- Payroll Processing
 - Hours of Work
 - Accrual usage
 - Personnel Policy
 - Contractual Bargaining Agreements.
- Administering the Personnel System, Procedures & Rules Applicable to Municipal Officials and Employees
- Audits
- Worker's Compensation
- Income Protection
- Negotiations
- Insurances
- Grievances
- Clearinghouse for CDL's
- Department of Labor/OSHA
- COVID Pandemic
 - Following CDC's recommendations
 - Updating the Pandemic Policy as necessary.
 - Tracking Positive Results and Close Contacts
- Much, Much More.



During the past year the department assisted in the successful negotiations of the:


- General Services Union
- Public Works Union Contractual Bargaining Agreements.

The HR Department hired over 45 full time employees in various departments including the:

- Fire Department
- Economic Development
- Public Works Dept.
- Human Resources
- Parks and Recreation
- Administration
- Police Dept.
- Municipal Facilities
- Planning Dept.
- General Assistance
- Sanford Regional Communications Center.

In addition to our full time hires, we hired over 80 seasonal positions including:

- Recreational Counselors,
- Election Clerks
- Snow Plow Operators
- Crossing Guards
- Seasonal Park Laborers



INFORMATION SYSTEMS

DISASTER RECOVERY

- The department completed the first phase of a revamped disaster recovery strategy that involved backing up data both onsite, and offsite using a cloud backup service provider.

INFRASTRUCTURE

- The department upgraded some infrastructure to support the growth in data and the need for more virtual servers. This involved leasing three new Dell PowerEdge servers with greater capacity to replace the three old servers that act as physical hosts for the City's VMware virtual infrastructure. This project also included acquiring new Microsoft Windows licenses so that the department can continue replacing virtual servers with new ones running the latest Windows Server operating systems.

FIREWALL

- This year the Information Systems Department replaced the aging primary firewall with the latest generation Fortinet FortiGate firewall. The old Sophos UTM firewall was near end-of-life for support from Sophos. The older hardware it was based on was no longer able to keep up with the new demands placed upon it to support video meetings, which require processing both inbound and outbound video streams at the same time it is supposed to analyze and provide protection from malicious traffic. The Fortinet firewall has proven it can keep the network protected even under heavy traffic load.

BACKUP SOFTWARE

- The department implemented a new data backup software called Veeam. This backs up our virtual infrastructure in the Police Station Server Room to a storage array in the City Hall Server Room. The backups are then copied to cloud storage hosted by FirstLight Fiber at their data center in Brunswick, ME. The cloud backup adds an extra layer of data protection since it is located far outside of City of Sanford.

PARKS AND RECREATION

Recreation Highlights:

- The Summer Camp included three locations for Day Camp, a Playground Camp at Springvale Playground, and a location for Wee Ones Camp held at Benton Park. Campers attended the Springvale Recreation Area each week, where they enjoyed the cool waters of the Mousam River.
- The February, April, and December Vacation Camps were well attended.
- Adult Programs included: Boston Red Sox Games, Ladies Golf Program, Line Dancing, Volleyball, Basketball, and Pickleball.
- Youth Programs included: SNAG (Starting New At Golf) Golf Clinic, Kiddie Kickers Soccer, Lacrosse, Shawnee Peak Snow Ski & Snowboard program, Tennis, and Basketball.
- Teen Programs included: Volleyball and Basketball.

SPECIAL EVENTS

- Ice Fishing Derby @ Number One Pond in February
- Community Open Gym/Programs during Vacation Week Camps
- 3rd of July Event and Fireworks @ Number One Pond & 4th of July Parade
- Water Ski Shows every Thursday evening in July
- Turkey Trot each November
- Holly Daze Parade and Tree Lighting in December

ADMINISTRATIVE AND MARKETING HIGHLIGHTS:

Number of Online Household Members Increased By:

733 Members

Facebook Followers Increased By:

301 Followers

Revenue generated from Facility Reservations:

\$25,000

Revenue generated from Camps:

\$168,000



PARKS AND RECREATION FACILITY HIGHLIGHTS

- Springvale Recreation Area: Additional irrigation added to the slope area between the lifeguard shack and the bathrooms. Both picnic pavilions and the exterior of the storage building were painted.
- Springvale Playground: Storage building was painted
- Gowen Park: New stairwell was installed along the back of the bandstand and security lighting was installed at the picnic pavilion.
- Goodall Park: New light pole, tower H, was installed along the 3rd base foul territory and the dugout protective fencing and padding was installed.
- Carpentier Park: New security lighting was installed around the storage building, along with additional lighting from street poles shining light into the park. The survey is underway to start the process of the LWCF Grant to add a splashpad and new playground.
- Benton Park: New tiny tots' playground was installed for ages 2-5. Security cameras and lighting were installed around the Parks Maintenance building. The exterior trim of the Parks Maintenance building received a new coat of paint.
- Downtown Springvale: 7 new light poles were added along Main Street. Funding came from the Pence Trust.
- Midtown Mall/Street Lights: All have new poles and were converted to LED lights. We added street lights from the round-a-bout on William Oscar Emery Drive down towards the Amory. Street lights were added at Holdsworth Park (upper parking area), High Street looking into Carpentier, Roberts Street (both into Benton Park and along the street to have more light during Mainers games), Blouin Field back entrance to brighten that area.



TRAILS

The Trails Committee tackled many projects. We improved signage along the Mousam Way trail system.

RTP Grant – Mousam Way loop around the high school. School Street Project (improvement of the trailhead/parking next to DPW) is underway and should be finished in Spring 2023.

Addition of gravel and graded the trails around the dog park, Armory and YMCA.

The Department fully expended and closed out a \$300,000 US Environmental Protection Brownfields Assessment Grant and is well into expending an \$800,000 Multipurpose Grant.

The Department initiated planning to improve deteriorating infrastructure and make aesthetic improvements in the Mill Yard.

The Department continued to support the implementation of a second grant to restore Goodall Brook, including

- Treating Storm-water from the West Side Neighborhood
- Water Quality Monitoring
- Updating Storm-water and Erosion Control Standards.

APPLICATIONS REVIEWED BY THE DEPARTMENT (FY21-22)

Subdivisions

8

Site Plans (Planning Board/Site Plan Review Committee)

17

Site Plans (Staff Level)

3

Design Review

10

Miscellaneous

7

PLANNING & DEVELOPMENT

The Department of Planning & Development manages the City's development permitting process, Brownfields Program, and longer range planning projects.

The Department worked with the Planning Board, City Council, residents, organizations to prepare/adopt ordinances including:

- Adult use marijuana
- Medical marijuana signage
- Site plan thresholds
- Reduced submission requirements for staff level reviews
- Development fees
- Adjusted Land Use Tables
- Revised sign standards
- Revised design review standards
- Revised solar standards
- Amended Industrial Reuse Zone

Initiatives for the upcoming year include:

- Update Comprehensive Plan
- Update Subdivision Ordinance
- Continue implementing Brownfields grant & apply for additional funds
- Update AreaWide Plan for Mill Yard
- Prepare Market Analysis for Mill Yard & Downtown
- Continue partnering on development in Mill Yard/Downtown
- Continue planning in East Side Neighborhood
- Continue planning to revitalize Downtown
- Continue implementing Goodall Brook Restoration Plan
- Initiate visioning in South Sanford
- Continue infrastructure planning with Public Works & Parks & Recreation
- Continue working with City staff to consider age friendliness in public improvements
- Continue improving administrative systems to increase efficiencies in permitting

PUBLIC WORKS – HIGHWAY AND GARAGE DIVISIONS

The Sanford Department of Public Works serves to maintain and enhance the infrastructure of the Municipality through stewardship of the City's roadway, bridge, sidewalk, drainage, and parking facilities: providing the most reliable and safe systems possible given the resources available.



Engineering Projects and Efforts:

- The 5-Year Plan was updated. The plan draws in concurrent efforts and provides guidance for planning, engineering, and funding efforts to realize a greater sum of their parts.
- Downtown Sanford The City of Sanford and MaineDOT applied for and received a \$25M RAISE Grant for the reconstruction of Downtown, Cottage St., William Oscar Emery St. Riverside Ave. and a Park & Ride facility at the intersection of Route 109/Main St. and Emery St.
- Mousam Promenade, a 10-foot wide path as part of the Downtown Trails Connector was approved by MaineDOT matching funding programs including a \$600k MPI on River Street and the aforementioned RAISE Grant project.
- Technical Manual was completed and presented to the City Council
- Central Park The City engaged a Consultant to identify future amenities and specify requirements for future utility connections to be built concurrently with the RAISE Grant project. No work on Central Park will take place prior to the RAISE Grant project.
- Roundabout Improvement The City engaged a Consultant to design low-maintenance visual improvements to the roundabout at the intersection of Routes 109 and 4.
- City Development Review and Inspection - in coordination with the Planning Department.
- Local Roads Assistance Program (LRAP) was requested and received from MaineDOT.
- Engineering Inspection The Engineering Division developed a Construction Inspector Position to oversee those working in the Right-of-Way.
- Safe Streets for All (SS4A) The City applied and will be awarded \$200k for the first portion of the SS4A program in 2022 - creating an Action Plan to identify areas of need. Once accepted by the City Council, the funding of projects in the Action Plan are eligible for Implementation Grants application from FHWA.

CONSTRUCTION PROJECTS:	OPERATIONS & MAINTENANCE ACTIVITIES:	FACILITY IMPROVEMENTS:
<ul style="list-style-type: none"> • School Street • Rushton Street • High Street • Pioneer Avenue • Beulah Street • Hansons Ridge Road (lower portion only) 	<ul style="list-style-type: none"> • Street Sweeping • Drainage Maintenance • Roadside Mowing • Snow Plowing • Pothole Patching • Crack Sealing • Street Painting 	<ul style="list-style-type: none"> • DPW Yard Gate • DPW Yard Lighting • Inert Reusable Materials Processed • DPW Kitchen Stove

The Sanford Department of Public Works manages and performs MSW and Recycling Collection Services for the City through curbside collection and operation of the Transfer Station on Rushton Street.

PUBLIC WORKS ENVIRONMENTAL SERVICES DIVISION

Program and Contract Changes: Through the hard work of the Department, the City's Contractors, and Residents; the Department continued the single-sort recycling program that enjoys one of Maine's lowest municipal recycling contamination rates. The City continues to receive recognition for these efforts and outreach from other communities and organizations seeking to replicate our success.

Consideration of Automated Curbside Collection continued to be tabled as other communities remain unable to control their recycling contamination through automated collection and are paying fines accordingly. The Department met with our curbside collection contractor and a third-party hardware developer who is working on automated recycling contamination detection technology. We hope to have an arm-mounted automated recycling contamination detection technology available for 2025 when our current manual curbside collection contract expires.

Recycling Costs Markets for recycled materials have rebounded according to the 2022 ecomaine Annual Report.

Waste Diversion

- The City of Sanford was awarded a MaineDEP Waste Diversion Grant as part of a Public Private Partnership proposal with Garbage to Gardens of Portland, Maine. G2G will initiate a subscription-based curbside composting service for the City of Sanford in the Spring of 2023.
- The City of Sanford was recognized by our Contractor, Apparel Impact, as having the second-highest municipal tonnage of reused clothing and textiles in the State of Maine for 2022.

Fleet Improvements:

- Roll-off Trailer Ordered (2023 delivery)
- MSW Compactor Trailer Replaced

Overall Division Statistics:

Fees paid for Curbside MSW Pickup Service	\$850,479.50
Fees paid for MSW Tipping Disposal	\$367,579.76
Fees Paid for Recycling Tipping	<u>\$137,147.23</u>

Total Costs: \$1,355,206.49

Revenues Generated from PAYT Program:	\$1,078,550.84
Revenues from Waste Transfer Fees	\$95,102.45
Revenues from Waste Transfer Licenses	\$15,565.00
Revenues from Metal Recycling	<u>\$21,520.66</u>

Total Revenues: \$1,210,738.95

Engineering:

- The Department's Consultants continued to monitor ground water diversion and quality through annual reporting to MaineDEP
- The Department's authorized construction to add more methane vents to preserve the ground cover on the landfill cap in coordination with MaineDEP
- The Department authorized a plan to review, revise, and implement an update to the Transfer Station Stormwater Pollution Prevention Plan (SWPPP)
- The Annual Transfer Station Permit with MaineDEP was completed and submitted

SANFORD POLICE DEPARTMENT (SPD)

The 2022 calendar year presented some challenges for the Sanford Police Department. Staffing shortages due to retirements from 2021 still exist, and finding qualified people who desire a career in law enforcement continues to be difficult, not only for us but throughout the state and our nation. On the bright side, we did hire several outstanding experienced officers who provided an immediate positive impact on our team.

Our dedicated traffic officer came online in June of 2022 and finally brought directed enforcement to specific areas of the City known for traffic related complaints. In just six months, this position was responsible for over 25% of all traffic stops department wide for the entire year. We have noted a significant reduction in speeding complaints since the inception of this program.

Of the 25,206 calls, the most notable was on 15 November when a report of an Active Shooter at the Sanford High School was received. The immediate response from our officers and other area law enforcement was nothing short of outstanding.

Our Detectives investigated 633 elevated or sensitive cases, including 24 sexual assaults, 2 arsons, 5 deaths, 20 Department of Health and Human Services referrals, 72 sex offender registrations and 22 search warrants.

A body-worn camera program was implemented using the Axon platform in the fall of last year. There are many advantages to this program which have and will continue to improve training, safety, investigations, and police/citizen interactions.

We began pursuing accreditation through the Maine Law Enforcement Accreditation Program. Achieving this goal will not only benefit the City through a reduction in liability insurance, but also ensure our policies and procedures are consistent with state standards and our officers are provided with the most current updates to critical components of contemporary policing.



SPD AT A GLANCE

Number of Calls

25,206 calls

Number of Incident Reports

2,802 Reports

Arrests Made

810 Arrests

Vehicle Citations/Warnings
Issued

2,415 Citations

Vehicle Crash Investigations

744 Investigations



MENTAL HEALTH UNIT (MHU) AT A GLANCE

Crisis Type Calls

626 calls

Interactions w. Unhoused People

107

Unhoused People Placed in Housing/Shelter

62

Reported Overdoses

120

Fatal Overdoses

9

People Certified in the Administration of Narcan

112

Overdose Deaths Prevented w. Narcan

45

SANFORD POLICE DEPARTMENT (SPD)

The Mental Health Unit (MHU) has proven to be an essential resource for our team and the community. The Unit conducted multiple trainings and public engagements in an effort to highlight awareness and resources available to people in need. A social worker was added to the MHU. This position provides the City with immediate resources to help people in crisis, case management to prevent or reduce future crisis events, and also, develop community partnerships to benefit our citizens, with a focus on mental health, homelessness and substance abuse.

The Citizen's Advisory Group, organized in 2021, continues to be a vital resource for assisting the Police Department with decisions on allocation of departmental resources and planning responses to community issues. These topics include traffic enforcement locations, ATV enforcement, the creation of neighborhood watches, and concerns for at risk citizens.

The Police Department's Team continued its investment in the community, hosting/participating in:

- National Night Out
- Coffee with a Cop
- Casting with Cops
- Sanford/Springvale Rotary Club Events
- Friends of Downtown Events
- Sanford Backpack Program,
- Sanford Community Youth Alliance,
- Sanford Mainers
- School Events

"I cannot thank enough, each and every one of our team members for the exceptional job they do. It is an honor to be a part of their team, and an honor for all of us to serve the Sanford/Springvale community."

Chief Craig L. Andersen.

SANFORD REGIONAL ECONOMIC GROWTH COUNCIL

- The Sanford Regional Economic Growth Council is a 501(c)(6) non-profit corporation established in 2009.
- As the primary economic development organization in Sanford-Springvale and central York County, the growth council works each day to increase the prosperity of its residents and companies, and improve the overall Sanford economy.



Following the retirement of Jim Nimon, the organization hired a new executive director, Keith McBride, and elected a new Board Chair, Will Armitage. Along with the Executive Director, the growth council also employs a full-time Small Business Advocate, Mary Hastings.

Together they work to connect the business community – both large and small employers – with the most effective programs and resources available to aid their business plans. To help with this objective, the growth council has published a Guide to Doing Business in Sanford and has widely circulated the link (<https://sanfordgrowth.com/small-business-guide/>)

Some of the highlights this year include:

- Obtaining approvals and tax increment financing for 30 units of housing in downtown Sanford on land adjacent to Central Park. Likewise, the city approved amendments and a new public-private partnership with TPD Construction for the development of an additional 24 units of housing in south Sanford. The city utilized tax increment financing for this project.
- Supporting efforts to revitalize Sanford's downtown by Friends of Downtown. Friends of Downtown is an association of private residents, businesses and stakeholders. Most recently, Friends of Downtown applied for and successfully received funds to foster a "Heart and Soul" program in Sanford. They have also successfully produced downtown events like a car show in July and other city-wide events like Selfies with Scarecrows and the B.O.S.S. (Best of Sanford-Springvale) Awards.
- Assisted new and existing companies with their work activities and development projects:
 - Stenton Mill
 - Sanford Trust Building
 - Northeast Specialty Foods
 - GreenMars Development
 - Nasson Dorms
 - Kids Cove Daycare
 - New England Battery Storage
 - Coastal Sports
 - Northeast Coating
 - Dragonstar Creations
 - Tom's of Maine
 - Rubb Building Systems
 - Makers Way Studios.

SANFORD LAND BANK AUTHORITY

Land Bank Commissioners included:

- **Mayor Anne-Marie Mastraccio**
- **Councilor Maura Herlihy**
- **Councilor Becky Brink**
- **Ex Officio Member Diane Gerry**
 - **Sanford Housing Authority**
- **Resident Rebecca Lapierre**
- **Resident Timothy Dumont**
- **Resident Joe Seigny**
- **Resident Nicholas Roux**
- **Ex Officio Member John Caramihalis**
 - **City Real Estate Representative**
- **Land Bank Director Ian Houseal,**
 - **Director of Community Development**

The Land Bank Revolving Fund is capitalized at \$500,000 including \$250,000 of Tax Increment Financing Downtown District funds and \$250,000 in borrowing paid for through the St. Ignatius Affordable Housing Tax Increment Financing District.

The City Council held 12 dangerous building hearings and found the following properties to be dangerous:

- 12 Fieldstone Ln
- 26 Roberts St
- 8 York St
- 9 Grove St
- 10 Lenox St
- 23 Rankin St
- 88 Lebanon St
- 19 Winter St
- 554 Main St
- 1115 Main St
- 11 Kimball St
- International Woolen Mill Boiler House
 - Legacy mill structure with an iconic stack that will be a major focus of the Land Bank beginning demolition in 2023.

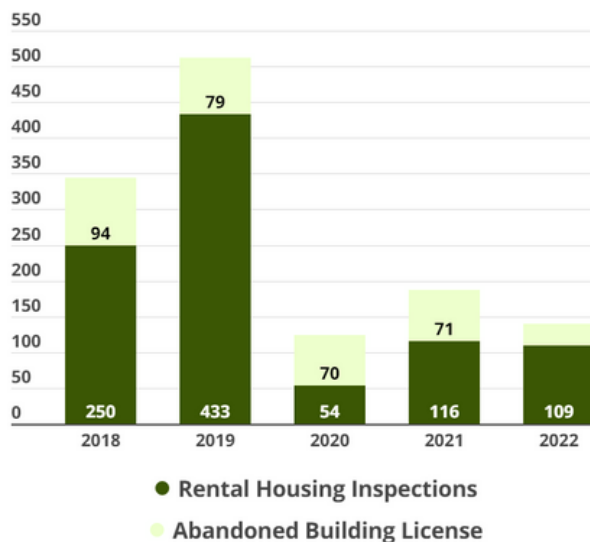
The following activities of the Land Bank Authority were reported to the Maine Housing Authority:

- 10 Brook St
 - Demolished, foreclosed, and sold to the abutter
- 3 Beaver Hill Rd
 - Demolished, foreclosed, and sold to York County Habitat for Humanity
- 7 Normand Ave
 - Demolished, foreclosed, and sold to York County Habitat for Humanity

The Code Enforcement Office focused on reinspection of multi-unit properties; in particular properties with serious life-safety violations.

Special focus was given to multi-unit properties in the 6-10-unit category because these properties had the lowest assessed value in the stock.

The estimated number of abandoned buildings fell dramatically due to market-fallout from the pandemic. Institutional balance sheet holders of these properties liquidated their inventories to cash investors. The Land Bank will continue work on abandonment and the barriers to returning property back into productive use in the upcoming year.



An Act to Create the Maine Redevelopment Land Bank Authority became law without the Governor's signature, establishing a new State agency responsible for addressing distressed properties. This agency is expected to provide a funding stream that Sanford hopes to utilize in the coming years to address the International Woolen Mill, following the model of the Sanford Land Bank Authority. Sanford's efforts in enacting this law were recognized with awards from the Maine Association of Planners and Grow Smart Maine.

SANFORD REGIONAL COMMUNICATIONS CENTER

- **113,428 CALLS FOR SERVICE**
- **29,888 REPORTED VIA NEXT GEN 911 SYSTEM**



Sanford Regional Communications Center (SRCC) is one of three Public Safety Answering Points (PSAPs) for 9-1-1 calls made in York County. SRCC serves multiple towns and jurisdictions, including:

- Acton
- Berwick
- Kennebunk
- Lebanon
- Limerick
- Newfield
- North Berwick
- South Berwick
- Sanford
- Springvale
- Shapleigh

Additionally, SRCC serves all towns covered by the York County Sheriff.

SRCC administers all the warrants for the York County Courts. It also dispatches for eleven local fire departments and handles PSAP and Dispatch duties for a large portion of York County.

The staffing level has increased from 6 full-time dispatchers in 2007 to twenty-two full-time dispatchers and six part-time dispatchers.

Sanford Regional Communications Center is staffed with highly trained individuals. The Dispatch staff has an average experience level of 9.5 years in dispatching. All dispatchers maintain state qualifications and have received extensive training in various areas, including:

- Emergency Medical Dispatch
- Data Entry into the National Crime Information Center
- Operations of the Enhanced 9-1-1 System
- Use of the Maine Telecommunications and Routing Operations System (METRO) for queries into the Maine Department of Motor Vehicles

SRCC utilizes state-of-the-art technology that was upgraded to Next Gen 911 capability in July 2014, and all of the 911 equipment was replaced in 2020 as part of a statewide system refresh. As technological advancements continue to emerge in areas such as text-to-911 and video teleconferencing, the State remains up-to-date, enabling enhanced information exchange and display for dispatch staff and emergency services personnel to improve service during emergencies. Maine was the first state to implement a statewide rollout of the next-generation 911 system. This allows any PSAP (Public Service Answering Point) to back up every other PSAP, providing significant redundancy to the state's emergency services system.

SRCC is dedicated to delivering world-class 911 and dispatch services for our partner agencies. We maintain a code of professionalism and compassion as we serve the needs of the City of Sanford/Springvale and all our partner agencies.

SANFORD SEACOAST REGIONAL AIRPORT (SFM)

THE BUSIEST AIRPORT IN THE STATE OF MAINE.

- Southern Maine Aviation offers flight training, aircraft rentals, fuel sales, aircraft maintenance, official testing, a full-motion simulator, drone courses, and many community benefits and pilot seminars. Visit www.flyingsma.com for more information.
- Pine Tree Helicopters provides various helicopter-related services, including lessons, ground school, and scenic tours. PTH has plans to expand its services further in 2023. Visit www.pinetreehelicopters.com for more details.
- Sanford Airport Solar generates enough revenue each year to maintain the airport's financial self-sufficiency, thereby alleviating the tax burden. The additional revenue from the project helps fund capital projects that support economic development, such as constructing new hangars.
- The Civil Air Patrol is thriving and serves as a valuable addition to the airport and our community. They meet weekly and engage young people in aviation.
- Taxiway C, our largest taxiway built to accommodate the largest jets using our airport, underwent a complete reconstruction in 2022. Federal and state grants covered 90% of the cost.
- A new private hangar was constructed, making it the largest building on the field. This development generates economic impact at the airport and provides additional tax revenue for the city.
- Sanford High School experienced a potentially catastrophic live shooter scenario, which turned out to be a hoax. However, this incident highlighted the importance of having a nearby airport for emergency responders. Within an hour, five emergency medical helicopters staged at the Sanford Airport. In such cases, time is critical, patients are unstable, and the emergency area is chaotic, making it impossible for helicopters to land directly at the scene. The nearby airport serves as the remote staging area for victims, ensuring they receive prompt evacuation to a hospital while receiving continuous care.
- The Airport Maintenance Crew paints half of the SFM pavement markings each year. In 2022, they expanded their services with a contract to paint Fryeburg's Eastern Slope Regional Airport. They utilize their talent and expertise to generate revenue, which helps offset the purchase cost of a new paint machine.



SFM AT A GLANCE

Based Aircrafts

136

Takeoff and Landings

40,000 (approx.)

Total Life Flight Operations

683

Jet fuel purchased by
Life Flight

22,000 gal.

Annual Events

**Fourth of July
Fireworks and
Flight or Fright**

Fuel sales increased by

28%

Airport Restaurant

Pilots Cove

OFFICE OF THE TREASURER AND CITY CLERK

Erin McMann – City Treasurer/Tax Collector

Susan Cote – City Clerk/Voter Registrar

The Office is responsible for Real Estate/Personal Property Tax Collection, Vehicle Registrations, Dog Licenses, Recreational Licenses and Recreational Vehicle Registrations Vital Records/Licenses and Voter Registration. The Treasury is responsible for the collection of City/School revenue, the management of cash flow and investments, the reconciliation of bank accounts and trust accounts, the administration of state/federal grants, tax increment financing administration and debt service.


CITY OF SANFORD BONDED DEBT SERVICE

June 30, 2022

	ORIGINAL AMOUNT	CURRENT PRINCIPAL	LAST PAYMENT
MUNICIPAL			
Millyard Road	\$ 1,500,000.00	\$ 200,000.00	11/01/2023
Misc Bond	\$ 1,350,000.00	\$ 180,000.00	11/01/2023
PD/Misc Bond	\$ 6,210,000.00	\$ 3,190,954.00	11/01/2030
Brownfield Rev. Loan	\$ 181,000.00	\$ 42,804.00	03/03/2025
Emery Mills Dam RLF	\$ 100,000.00	\$ 40,000.00	11/01/2023
SRE Building (Airport)	\$ 2,560,000.00	\$ 1,792,000.00	11/01/2028
922 Main St Building	\$ 150,000.00	\$ 110,942.00	11/01/2028
Paving Bond	\$ 6,200,000.00	\$ 5,580,000.00	11/01/2030
Affordable Housing Inv Fnd	\$ 250,000.00	\$ 200,000.00	05/15/2030
	Total:	\$ 11,336,700.00	
SCHOOL			
Energy Improvements	\$ 1,500,000.00	\$ 450,000.00	11/01/2024
SHS/SRTC Construction	\$100,419,083.00	\$ 80,335,267.00	11/01/2037
SRRF-Asbestos Removal	\$ 605,713.00	\$ 103,757.00	11/01/2026
Elementary Consolidation	\$ 42,999,125.00	\$ 36,549,257.00	11/01/2038
SRRF	\$ 687,170.00	\$ 188,342.00	11/01/2029
HS Bond Part 2	\$ 2,276,261.00	\$ 2,124,510.00	11/01/2035
Elem School Improvements	\$ 8,605,246.00	\$ 8,174,984.00	11/01/2040
	Total:	\$127,926,117.00	



SANFORD OUTSTANDING TAXES



CITY OF SANFORD 2022 ANNUAL REPORT

BILL YEAR	BILL NAME	PROPERTY ID	TOTAL UNPAID
2021	14 PLEASANT SP LLC	00K160003700000	\$1,833.45
2021	1601 MAIN STREET REALTY LLC	00R150092A00000	\$19.31
2021	24 MILL STREET LLC	00K140000900000	\$3,270.58
2021	58 & 60 SCHOOL STREET LLC	00J310001400000	\$2,946.07
2021	6-8 ACORN STREET LLC	00K280003300000	\$1,444.40
2021	6-8 ACORN STREET LLC	00K280003200000	\$5,688.52
2021	7 MILL STREET LLC	00K150000600000	\$6,670.24
2021	7 SHREE BHAVANI LLC	00I300000100000	\$1,508.03
2021	83 AIRPORT RD SOLAR PARENT LLC	00R180004200000	\$782.65
2021	AINSWORTH RICHARD JR	00R230005F00000	\$12.72
2021	AINSWORTH RICHARD JR/PAMELA	00R230005C00000	\$4,795.88
2021	AMBROSINO MICHAEL & GINA	00R110000700000	\$1,098.39
2021	ANDERSON BEVERLY & ROBERT	00R230002100020	\$370.87
2021	ANDERSON PAUL M	00R50053H00000	\$2,707.91
2021	ANDERSON SARAH JO	00R6A0000900000	\$1,416.22
2021	APOLLO HEIGHTS LLC	00J340002100000	\$1,366.44
2021	ARUNDEL OLD POST LLC	0R12A0002100000	\$4,686.80
2021	ASHCRAFT CHRISTIE J & HARTIGAN SHANDA T	000R70031A00005	\$2.00
2021	AUSTIN ROBERT L JR/SUSAN E	000R90026B00000	\$3,501.47
2021	AVALLONE AND PAREKH LLC	000R30029C00000	\$4,414.10
2021	AVALLONE AND PAREKH LLC	000R30029C00002	\$1,441.67
2021	AVALLONE AND PAREKH LLC	000R30029C00003	\$3,196.04
2021	AVALLONE AND PAREKH LLC	000R30029C00004	\$1,434.40
2021	AVALLONE AND PAREKH LLC	000R30029C00005	\$3,394.21
2021	AVERY FREDERICK	00K270002600000	\$1,279.62
2021	BABCOCK STACEY J	00R230010A00000	\$2,981.52
2021	BAGLEY THOMAS & LORI	00R230002100040	\$641.75
2021	BAKER BRETT A M & SAHARA J (JTS)	00K190003000000	\$98.17
2021	BARNETT RONALD B HEIRS OF	00R120090A00063	\$718.11

CITY OF SANFORD 2022 ANNUAL REPORT

2021	BARROWS GRACE & HARTNETT DANIEL P (JTS)	00L140001500000	\$3,063.33
2021	BASILE MURIEL	00R230002100022	\$536.31
2021	BEAUCHESNE MONA	00L280005000000	\$2,328.86
2021	BEAULIEU SARAH & LUCILLE (JTS)	000R90021A00000	\$63.26
2021	BERG DIANE E	00R120002900000	\$2,921.53
2021	BERGERON JACOB P	00I280012700000	\$1,768.91
2021	BERNARD ARCHER W/MELODIE E	00R120070A00000	\$1,200.79
2021	BERUBE DOROTHY I HEIRS OF	0R16A0001700000	\$2,923.34
2021	BERUBE GUILFORD	000R80007000000	\$381.78
2021	BESSO LLC	00K290005600000	\$6,542.98
2021	BESSO LLC	00K290005600001	\$1,949.80
2021	BESSO LLC	00K290005700000	\$4,065.05
2021	BISSELL KAREN L	000R20005600000	\$3,932.33
2021	BISSELL KAREN L & RICHARD (JTS)	000R20056A00000	\$3,436.02
2021	BKRE LLC	00I280011300000	\$1,054.34
2021	BKRE LLC	00I280114A00000	\$47.27
2021	BLANCHETTE KATHERINE L ESTATE OF	00R120090A00026	\$1,928.90
2021	BLANCHETTE THOMAS M/LISA A	00G320000900000	\$574.55
2021	BLIER JOHN	00R230002100026	\$625.39
2021	BOSTON MORTGAGE GROUP INC	00M160000200000	\$341.78
2021	BOURASSA COREY	00K170001700000	\$3,217.86
2021	BRACKETT DAWN-MARIE & JONATHAN R (JTS)	000R70019A00000	\$864.56
2021	BRAULT BRENDA	00R1300100000009	\$177.84
2021	BROCK STEPHEN/SELENA	00J320001200000	\$1,477.12
2021	BROOKS ROBERT ALAN & KATHY A (JTS)	00R100001700000	\$525.40
2021	BROOME PAUL V	0R16A0002600000	\$270.88
2021	BROWN DAVID L & PATRICIA A	00J270000500000	\$210.89
2021	BROWN ELISABETH G	00J280001200000	\$2,487.02
2021	BROWN MICHIEL D	00R230010G00000	\$116.35
2021	BROWN MICHIEL D	00R230010H00000	\$276.34

CITY OF SANFORD 2022 ANNUAL REPORT

2021	BROWN MICHIEL D	00R230008A00000	\$979.90
2021	BROWN MICHIEL D & HOLLY B TATE	00R230010I00000	\$21.82
2021	BRUNO KAREN P	00K170001900000	\$2,772.45
2021	BRUNO STEVEN G HEIRS OF	00K180008B00000	\$1,377.10
2021	BURBINE MARIAN J (LE JULIA G DANGORA)	00M310014A00015	\$4,128.68
2021	BURGESS DANIEL & CAROLYN & KENNETH (JTS)	000R30029E00000	\$2,213.02
2021	BURGESS KENNETH	000R30025A00000	\$736.45
2021	BURGESS KENNETH T	000R30002600000	\$1,570.23
2021	CABANA DONALD/DOROTHY	00J170002100000	\$1,292.60
2021	CANTIN DORIS R ESTATE OF	00I270003100000	\$3,801.44
2021	CARLISLE JEREMY D	000R80000200000	\$3,305.12
2021	CARR JOYCE ESTATE OF	00R190010000011	\$80.79
2021	CARRIER ELEITA L HEIRS OF	00L330000900000	\$527.22
2021	CAVANAUGH WILLIAM M JR	00L260000700000	\$2,205.23
2021	CHAIRMAN OF THE BOARD FURNITURE LLC	00K360004600000	\$1,507.12
2021	CHALOULT JENNIFER	00R130010000088	\$590.85
2021	CHAPMAN RICHARD C SR/SANDY L	00R120007400000	\$1,440.76
2021	CHARLES CATHERINE P & TODD O	00K140000400236	\$705.38
2021	CHASSE CARL	000R80014A00000	\$1,646.20
2021	CHASSE CARL A	000R70039E00000	\$1,820.72
2021	CHASSE CARL A	00R110012E00000	\$1,467.12
2021	CHASSE CARL A	000R70000300000	\$2,299.77
2021	CHASSE CARL A	000R70002A00000	\$790.83
2021	CHASSE CARL A TRUSTEE OF	000R70000200000	\$3,323.30
2021	CHASSE CARL A TRUSTEE OF	000R70002B00000	\$4,972.23
2021	CHASSE CARL A TRUSTEE OF THE	000R70003600000	\$2,737.91
2021	CHENEY TIMOTHY	00L250000100000	\$2,926.98
2021	CHENEY TIMOTHY W	00K300001600000	\$3,990.51
2021	CHEVALIER ARTHUR L ESTATE OF	00L260003800000	\$14.16

CITY OF SANFORD 2022 ANNUAL REPORT

2021	CHEVALIER NORMAN P	00M270001800000	\$2,288.86
2021	CHICK CHRISTINE	00J320002500000	\$1,960.45
2021	CHRISTENSEN MARTHA J HEIRS OF	000R10000500000	\$3,523.28
2021	CLARK CHRISTIAN A & BRIDGET D (JTS)	0R16A0000300000	\$209.07
2021	CLARK RICHARD	00J320092A00000	\$301.79
2021	CLARKE BILLIE ESTATE OF & CLARKE III PER	00R200000800010	\$1,496.21
2021	CLOUTIER MALINDA A & MATTHEW A (JTS)	00R220034C00000	\$1,387.13
2021	COBURN NANCY & DAUTEUIL SUSAN	00R190010000030	\$1,507.12
2021	COFFEREN MAURICE L	00R220034D00000	\$1,636.20
2021	CONLEY ERIC & LUCAS AMANDA (JTS)	0R17A0002100000	\$22.21
2021	CORLISS YVONNE R	000R90004600000	\$2,528.84
2021	COTE PAUL S/MEGAN S	00R190033E00000	\$163.25
2021	CRAIB RICHARD/CARMEN	0R12A0000300000	\$1,747.10
2021	CROWLEY JR ROBERT E & MARY E (JTS)	000R60041J00000	\$5,352.19
2021	CURIT LILLIAN F HEIRS OF	0R13F0000800000	\$590.51
2021	CYR KARL L/WENDY L	00F280005A00000	\$40.00
2021	DAGGETT JOHN R	00R230011B00000	\$1,410.77
2021	DALE PERNELL W	00R190010000043	\$459.95
2021	DALEY LEO & ONTILEY JOUVRY & SOMBA OLVIE	000R70003300000	\$2,165.13
2021	DALEY LEO & ONTILEY JOUVRY & SOMBA OLVIE	000R80001900000	\$411.77
2021	DALTON HEIDI H	00L290000500000	\$3,643.27
2021	DANTATA INTERPRISE LLC & FRANCIS WATSON	00I350007A00000	\$547.22
2021	DANTATA INTERPRISE LLC & WATSON FRANCIS	00I350000700000	\$4,503.19
2021	DAUTEUIL KIMBERLY & BARROWS RYAN	00R130010000023	\$1,099.96
2021	DAVIDSON ANTHONY	000R30012E00001	\$2,482.29
2021	DAVIES BRYANNA & CHRISTOPHER	00R230002100012	\$1,523.48

CITY OF SANFORD 2022 ANNUAL REPORT

2021	DEARBORN ROGER M	000R60002300000	\$1,585.30
2021	DEBOER VIRGINIA M	00L270006900000	\$2,688.82
2021	DEE JAMES & STEPHANIE (JTS)	0J38A0003500000	\$7,055.66
2021	DEGIACOMO KIMBERLY A & ALEXANDRIA L &	0R13F0000700000	\$4.53
2021	DESRUISSEAU HENRY R & KELLY J (JTS)	00L290003300000	\$1,418.29
2021	DESRUISSEAU LOUIE R & LUCIEN R (JTS)	00J320000200000	\$3,497.83
2021	DIMAURO JR ANTHONY ESTATE OF	00R110029C00000	\$679.02
2021	DIONNE PAMELA S	00R230003700000	\$3,248.77
2021	DORE FRED G/DEBRA A	00J360000300000	\$32.85
2021	DOWEY MICHAEL G HEIRS OF	0R12A0000500000	\$3,732.35
2021	DOWGIERT EUGENE & KAYLA E (JTS)	00R160027J00000	\$2,988.79
2021	DOWNS JOSHUA	00R120006500000	\$587.65
2021	DRAKE MONICA	00R130010000054	\$152.41
2021	DRISKO ASHLEY	00L270006400000	\$2,661.55
2021	DUBOIS JEFFREY L	00R110028B00000	\$1,423.49
2021	DUCHARME ARMAND	00J140001500000	\$336.33
2021	DUGAS JOSEPH W & KATE M (JTS)	0R16A0005B00000	\$352.17
2021	DUGRE DAVID HEIRS OF	00R120067A00001	\$689.02
2021	DUMONT BRIAN S	00R140025F00000	\$1,265.33
2021	DUPRE ELIZABETH C ESTATE OF	00K270004900000	\$2,628.83
2021	DUVAL DOUGLAS R & PAULA S (JTS)	0R16A0007900000	\$776.29
2021	EASTMAN KAITLYN D & KYLE J (JTS)	00R160003400002	\$698.11
2021	EDMONDS JOHN R	0R24A0000400000	\$2,534.32
2021	EDMONDS JOHN R	0R24A0002000000	\$167.17
2021	ELDREDGE JR MICHAEL P TRUSTEE	00R150009600000	\$3,757.81
2021	ELLIOTT JOHN E & PHYLLIS C (JTS)	00L280002300000	\$2,648.83
2021	EMANUEL INTERNATIONAL REVIVAL CHURCH	000R70033A00000	\$396.32
2021	ENOS NANCY	00K170003200000	\$2,806.92
2021	ENSO REAL ESTATE HOLDINGS LLC	00K280006600000	\$3,472.38

CITY OF SANFORD 2022 ANNUAL REPORT

2021	FAGAN JR PATRICK F	000R80000500000	\$1,592.57
2021	FAGAN PATRICK F SR & IRENE E	00J260005A00000	\$636.30
2021	FENDERSON NATHAN DALE	0R17A0011A00000	\$4,155.95
2021	FENN CAROL A	0R14B0001800000	\$3,150.59
2021	FOLLETT GRACE E/STANLEY JR	00R170001100000	\$3,361.48
2021	FORD EDWARD	00J170000200000	\$2,343.40
2021	FOREST MATTHEW S	000R20050700000	\$208.17
2021	FORTE DANIEL F	00J300001200000	\$2,663.37
2021	FULLI MAHFUZ A	00H270002200000	\$4,699.53
2021	GAGNE GERARD J & CURIT NORMA	0R13F0013B00000	\$1,368.08
2021	GAGNON LORI	00R130010000076	\$639.94
2021	GAHAGAN HERBERT	00R250002A00000	\$1,250.78
2021	GARDNER BETTY JO	00L160005900000	\$1,238.06
2021	GARDNER RON	00K170000700000	\$2,763.36
2021	GARDNER SHANNON	00R120090A00051	\$147.26
2021	GARY ANDREW	00R180001100000	\$1,768.91
2021	GATEWAY PROPERTIES LLC	00J290001800000	\$3,636.00
2021	GENGA TODD	00K150003400000	\$2,372.49
2021	GERRY LEONA M	0R22A0000800000	\$2,276.14
2021	GMMG PROPERTIES LLC	00J280003200000	\$1,150.79
2021	GOODWIN ASHLEY	00R130010000032	\$705.38
2021	GOODWIN RICHARD E	00L280049A00000	\$1,142.61
2021	GRAMMAR PROPERTY MAINTENANCE LLC	00H290004100000	\$236.34
2021	GRAMMAR PROPERTY MAINTENANCE LLC	00H290041A00000	\$2,368.85
2021	GRANITE PROPERTIES	0R12A0021Z00000	\$177.25
2021	GREGORY AARON	00K300002000000	\$1,866.44
2021	GRENIER RONALD S	00L360001500000	\$1,767.10
2021	GREYSTONE	0R18A0005000000	\$1,048.10
2021	GRINER JERRY/MICHELLE	0R22A0000500000	\$1,388.95
2021	GRONDIN JAMES	00L180001900000	\$201.80

CITY OF SANFORD 2022 ANNUAL REPORT

2021	GUERTIN GEORGIA R & BRIAN (JTS)	00J310004600000	\$3,748.72
2021	HAEBERLE CHARLES & VIVEIROS PEDRO M aka	00J140002900000	\$4,764.98
2021	HALL HAROLD R & JOANNE C (JTS)	00K340006100000	\$2,677.91
2021	HALL ROBERT E/EDITH M	00L270001600000	\$410.87
2021	HALL ROBERT E/EDITH M	00L270002500000	\$3,106.96
2021	HAM DAVID A/LINDA C	000R30039A00000	\$5,537.63
2021	HAMEL DAVID A	0R15A0011500000	\$15.36
2021	HANNON ELIZABETH B & CALLAGY BEVERLY J	00K380002900000	\$3,596.00
2021	HANSON KAREN L	000R80008000001	\$637.21
2021	HARDING KEVIN	00R230002100014	\$1,125.34
2021	HARRISON PETER E & GAUTHIER LISA M	0R25B0008A00000	\$2,274.32
2021	HARTFORD DIANNE A & MACCORMACK PETER J	0R13F0000900000	\$4,575.91
2021	HARTLAND RONALD & ELIZABETH	00R230002100006	\$194.52
2021	HERRICK RUTH	00R190010000040	\$10.78
2021	HESTERMANN DOROTHY	00R120010400001	\$1,020.38
2021	HIGH STREET RENTAL PROPERTY LLC	00I290004600000	\$434.50
2021	HILL DEVIN A	00M330001300000	\$301.79
2021	HILL MILDRED L HEIRS OF	00R5A0001800000	\$3,145.14
2021	HILL ROBERT H/MARIE	00R210037D00000	\$1,010.81
2021	HILTON JAMES T	000R60002800000	\$3,057.88
2021	HILTON LUCILLE	0R13A0001200000	\$2,759.72
2021	HOBSON DANIEL C/KAREN L	00R230001700000	\$3,094.24
2021	HOLMAN CRAIG	00I290007000000	\$2,212.51
2021	HOOKAILO LESLIE & MARSHALL	00R130010000012	\$356.33
2021	HORNE ANITA C	00K140002500000	\$643.57
2021	HOUSE RICHARD E/KAREN M	00J310008100000	\$6.20
2021	HUBBARD JR HENRY A TRUSTEE OF THE	00L140002500000	\$2,228.87
2021	HUFF LANDFORD DAVID	00R180005300000	\$2,137.14
2021	HUNTOON CATHERINE A	00L250033A00000	\$1,386.89

CITY OF SANFORD 2022 ANNUAL REPORT

2021	HUSSEY CHARLES H	00R220034K00000	\$1,088.98
2021	ICE HOLDINGS LLC	0R18A0020A00000	\$96.91
2021	ILIADIS ZAHARIAS	00L270007200000	\$3,670.54
2021	JACKSON SCOTT R	00R120090A00046	\$31.81
2021	JAGGER MILL LLC	00R150006900000	\$1,425.31
2021	JALBERT DENNIS	00I250000400000	\$3,032.42
2021	JARRETT NEIL	00I280007300000	\$1,810.73
2021	JEANNETTE JAMES	00R130010000038	\$510.86
2021	JOHNSON PATRICIA TRUSTEE OF THE	00L170005A00000	\$85.58
2021	KBH DEVELOPMENT LLC	00R190004900002	\$332.68
2021	KBH DEVELOPMENT LLC	00R190004900003	\$324.49
2021	KELLY FAMILY PROPERTIES LLC	00K140000400241	\$708.32
2021	KENDALL THERESA L	0R19A0075A00000	\$1.93
2021	KER SOKHON & SOKHA	00R110007000000	\$2,741.54
2021	KILSON LINDA M & KEENAN E	00H300001800000	\$1,444.50
2021	KROL CONSTANCE B HEIRS OF	0R21A0001400000	\$4,095.95
2021	KUCSMA CHRISTOPHER P	000R50006900000	\$94.54
2021	KURDHASAN PROPERTIES LLC	00R150116B00000	\$3,486.50
2021	LACHANCE ROBERT R TRUSTEE OF THE	00J270004900000	\$1,941.62
2021	LAFERTE TRACY	00R130022B00000	\$3,179.68
2021	LAFOND REBECCA L	00H180000600000	\$3,197.86
2021	LALLY WILLIAM DANIEL	00I280011200000	\$103.63
2021	LANK DAVID	00I180001400000	\$525.40
2021	LANK JENNIFER	00I180001700000	\$98.17
2021	LAVERTU RYAN T	000R60003200000	\$5,030.41
2021	LAVIGNE KARLA S & SURPITSKI TODD P (JTS)	00R100000900000	\$2,427.03
2021	LEACH JEFFREY A	00R180015B00000	\$1,019.90
2021	LEBLANC JEFFREY M	00M300002500000	\$9.58
2021	LEBLANC KEVIN T/THERESA M	00R110023C00000	\$2,100.70
2021	LEBLANC KEVIN T/THERESA M	00R110024A00000	\$453.59
2021	LEE PAULA ESTATE OF	0R16A0018600000	\$50.90

CITY OF SANFORD 2022 ANNUAL REPORT

2021	LEE PAULA ESTATE OF	OR16A0026300000	\$103.63
2021	LEE THOMAS H & CROWLEY RHONDA (JTS)	OR16A0004600000	\$2,985.16
2021	LEE THOMAS H & CROWLEY RHONDA (JTS)	OR16A0004900000	\$3,577.82
2021	LEGERE NATHAN	OR24A0003100000	\$1,005.35
2021	LEGERE NATHAN	OR24A0004200000	\$836.28
2021	LEIGHTON DAVID	00R120090A00068	\$701.75
2021	LEMIEUX LORRAINE	00R120090A00017	\$138.17
2021	LEPAGE ROBERT	00R190010000054	\$20.00
2021	LEVESQUE LOIS B HEIRS OF	OR12C0001200000	\$1,161.70
2021	LEVESQUE MICHAEL A	00J330000800000	\$441.77
2021	LEVESQUE MIKE	00R190010000058	\$1,916.17
2021	LIBBEY JAMES A	00R160009100000	\$5,766.70
2021	LIBBEY JAMES A & LORI A (JTS)	00R160009M00002	\$2,223.41
2021	LIZOTTE BARBARA	00R110004000000	\$740.83
2021	LIZOTTE BARBARA C	00R110008400000	\$1,951.62
2021	LOSU LLC	00I290065A00000	\$516.31
2021	LOUGHRAN RYAN P & LORI M	000R60003000000	\$1,727.41
2021	LUCEY LINDA	OR24A0041D00000	\$49.09
2021	LUNNY ROBERT J JR	00K210001200000	\$3,966.88
2021	LYLE SANDRA & ROBERT (JTS)	OR12C0000900000	\$527.00
2021	LYMAN KAREN B	00H300003300000	\$2,474.30
2021	MAHONEY ROBERT J	00I270004600000	\$3,476.02
2021	MANNING DANA	00G320001100000	\$2,794.27
2021	MARCHAND DENNIS & LOVEJOY LILIANE	OR13G0001100000	\$34.54
2021	MARKHAM JEFFREY L	000R30000800000	\$221.80
2021	MARQUIS RANDY T & KRISTY R (JTS)	00R190023J00003	\$2,297.95
2021	MARRIOTT CHRISTOPHER	000R10001200000	\$231.18
2021	MARTEL RAYMOND J/EDWINA	000R10013C00000	\$2,563.38
2021	MATERESE ALFRED J HEIRS OF	00L170000100000	\$3,494.20
2021	MAYNARD JOLEEN G	00L150016A00000	\$2,672.46

CITY OF SANFORD 2022 ANNUAL REPORT

2021	MAZEROLLE GERALDINE A	00R180057A00000	\$978.08
2021	MCCALL RAYMOND B & BONNIE J	00R190010000052	\$389.76
2021	MCCLINCEY JR ROBERT G	00L190000800000	\$1,727.10
2021	MCCLINCEY JR ROBERT G	00L190001400000	\$259.06
2021	MCCORMICK ROBERT P	00J310000700000	\$1,716.51
2021	MCCULLOUGH CHRISTINE J & GREGORY O (JTS)	00J230000600000	\$1,483.70
2021	MCCULLOUGH GREGORY O & CHRISTINE J (JTS)	00K270000200000	\$2,224.32
2021	MCDONOUGH THOMAS P/LINDA S	0R24A0041E00000	\$40.00
2021	MCGORTY RYAN M	00R200000400000	\$717.80
2021	MCGUIRE JR EDWARD M TRUSTEE OF THE	00R160012A00000	\$3,663.27
2021	MCLEOD CRAIG & ANGIE (JTS)	00R120101A00000	\$7,406.53
2021	MCLEOD CRAIG & ANGIE (JTS)	00R120101A00001	\$2,777.90
2021	MEAS ERIC & XU RONGXIA (JTS)	00K270004300000	\$3,488.74
2021	MEAS SRARS SOPHIA	00L360005000000	\$4,026.21
2021	MEDICO NANCY D	00M110000200000	\$2,854.26
2021	MOREHART MICHELLE	00R150011700000	\$1,308.96
2021	MORRIS SHIRLEY S	00L170002100000	\$12.12
2021	MORRIS SHIRLEY S	00R170012E00000	\$2.34
2021	MOUSAM VALLEY MOTEL	00R20004200000	\$2,976.07
2021	MUIR TRACY	00R150011400000	\$1,485.31
2021	MULCAHEY II MICHAEL F & ASHLEY J (JTS)	00R170016G00000	\$656.30
2021	MURPHY PHYLLIS M	00R100009H00000	\$5,735.79
2021	MURRAY KELLY L & UPHAM LANCE N (JTS)	00J380012A00000	\$87.26
2021	MURTAGH IV JOSEPH T & SARGENT NOAH (JTS)	00I280081A00000	\$9.14
2021	NAHIGIAN DEBORAH	00R130010000014	\$1,205.98

CITY OF SANFORD 2022 ANNUAL REPORT

2021	NEAULT MARK E & JENKINS MARLENE E (JTS)	00I280006300000	\$761.77
2021	NOBLE KENNETH L JR	0R22A0000600000	\$2,585.20
2021	NOON AARON M	000R20051B00000	\$703.57
2021	NORTON DOUGLAS/DEANNE	00L210000300000	\$1,663.47
2021	NORTON LYNNE M ESTATE OF	00R120090A00065	\$450.86
2021	ODENCRANTZ AMY	00R130010000055	\$209.07
2021	OTIS MICAH	00J260001000000	\$89.99
2021	OUELLETTE MATTHEW	00K180001100000	\$1,209.88
2021	PAGE RICHARD	00J180001000000	\$2,127.52
2021	PALMER JOHN C	00J270002000000	\$570.82
2021	PAPALE ELLEN M	00R200000800009	\$1,432.58
2021	PAQUET JEAN GUY	00R160034F00000	\$613.84
2021	PAQUIN THOMAS	00R120090A00042	\$392.69
2021	PB & J ACQUISITIONS LLC	00J310000300000	\$1,103.52
2021	PEASE DIANA L	00I260003200000	\$2,727.00
2021	PEBBLE COVE LLC	00I280002700000	\$4,145.04
2021	PELLETIER AMANDA L	00L190001300000	\$70.24
2021	PELLETIER PATRICIA A	00I160002300000	\$3,377.84
2021	PELLETIER SARAH	00R120090A00038	\$296.33
2021	PENDERGAST JODY ROBERT	000R80031A00000	\$36.36
2021	PENDLETON TORI BROOKS TRUSTEE OF THE	000R60004200000	\$4,325.02
2021	PEPIN SUSAN A	00I240000200000	\$2,145.24
2021	PHILLIPS MARK L & GINA M (JTS)	000R30012D00000	\$3,450.52
2021	PIERCE-NUMBERG JUDY	00K280002A00000	\$2,297.95
2021	PILLSBURY JEANNE	00R120090A00002	\$663.57
2021	PINCHOTT GAYLE S	00K180002300001	\$923.42
2021	PINE 22 SANFORD LLC	00K130001600000	\$1,280.63
2021	PINE POINT HEIGHTS LLC	00K140000400220	\$1,412.59
2021	PINE STATE AUTO LLC	00J130000200000	\$1,479.85
2021	PINE TREE PROPERTIES LLC	00J270003900000	\$3,114.23

CITY OF SANFORD 2022 ANNUAL REPORT

2021	POMBRIANT MARK J	00K280005400000	\$1,652.56
2021	PRIME DANIEL G/LISA A	00R190010B00003	\$1,719.83
2021	PRITCHETT LISA M	00K190006200000	\$500.00
2021	PZA LLC	00L320007B00000	\$630.85
2021	QUINN WILLIAM R/JOHN R/ROBERT J	0R21A0006200000	\$4,017.78
2021	R MARTIN PROPERTIES LLC	00R190031000000	\$55.51
2021	RACKLIFF DONNA W	00R200000800006	\$662.77
2021	RAMSDELL JEFFERY L & ROSE L (JTS)	000R60068A00000	\$1,108.98
2021	RAMSELL KENDRA JOSEPHINE	00R5A0003B00000	\$186.16
2021	REDLINE PROPERTIES LLC	000R60004100000	\$3.22
2021	REGCO INC	00J290002100000	\$805.37
2021	REGCO INC	00J290002400000	\$2,587.38
2021	REGCO INC	00J290002500000	\$87.26
2021	REGCO INC	00J300004600000	\$12,346.04
2021	REGCO INC	00J300004700000	\$1,772.55
2021	RICH CATHY L	00R150067G00009	\$4,815.88
2021	RICHARDS ESTER C	00L220000400000	\$2,848.83
2021	RIDDER JR MATTHEW	000R70000900000	\$2,600.91
2021	RIOS EVELYN F	00L260001000000	\$1,163.52
2021	RIPPETT THOMAS F	0R12C0001000000	\$861.39
2021	ROBBINS STEPHEN J	00M290006400000	\$3,599.64
2021	ROBERTS PETER S	00K270000700000	\$3,814.48
2021	RODNEY NICHOLS	0R13B0000100001	\$201.28
2021	RODRIGUE WAYNE M	00L280003600000	\$3,290.58
2021	ROGER ELEITA L HEIRS OF	00R110000100000	\$1,161.70
2021	ROUILLARD MARK A	00G320000700000	\$1,341.68
2021	ROY KORY & PATINA (JTS)	0R12D0002100000	\$1,368.95
2021	SANCHEZ DALE B HEIRS OF	00I270004300000	\$209.98
2021	SANFASON JOHN E	00J160000500000	\$2,059.79
2021	SANFORD MAINE HOLDINGS LLC	00L270060A00000	\$1,706.53
2021	SANFORD PLAZA LLC	00K360000100000	\$3,057.88

CITY OF SANFORD 2022 ANNUAL REPORT

2021	SANFORD-SPRINGVALE HISTORICAL SOCIETY	00L170003300000	\$1,907.08
2021	SARACINA ANTHONY M	00H290002500000	\$77.36
2021	SAYERS JERRY	000R30001000000	\$1,620.87
2021	SCARBOROUGH WOODS LLC	00R180006500040	\$563.58
2021	SEASIDE FLOORING LLC	00M170001200000	\$3,239.68
2021	SENECHAL DAVID K	0R13F0001200000	\$1,497.12
2021	SHAIN JEFFREY L/SUSAN L	000R90026C00000	\$3,306.94
2021	SHAKER POND ICE CREAM LLC	00K340004500000	\$2,888.80
2021	SHARENOW ERIC/JANE	00J290001900000	\$2,259.77
2021	SHAW RICHARD H TRUSTEE OF THE	000R60005300000	\$8,408.25
2021	SHAW'S RIDGE FARM	000R60053A00000	\$5,832.14
2021	SHERBURNE 16 SANFORD LLC	00J170002300000	\$1,270.60
2021	SHERIFF ANDREW M	00R180004700000	\$23.78
2021	SHERIFF ANDREW M	00R180046A00000	\$13.83
2021	SHINE & NAILS LLC	00L210000200000	\$1,414.40
2021	SHINE HAIR & NAILS LLC	00L210001A00000	\$256.34
2021	SHIRLEY VIVIAN	0R13F0000200002	\$2,385.22
2021	SHIRLEY VIVIAN L	00K200002300000	\$3,412.39
2021	SHISLER STEVEN M	0R17A0000900000	\$476.32
2021	SIGNORE AARON & THERRIEN ZOE (JTS)	00L270016E00000	\$193.61
2021	SILVA CHRISTOPHER D & GRETCHEN E	00R150003700000	\$3,412.39
2021	SIMONDS JOHN P TRUSTEE OF THE	000R50011A00000	\$290.88
2021	SIMONDS JOHN P TRUSTEE OF THE	00L150000300000	\$4,005.05
2021	SIMPSON ASHLEY L	00R110008B00000	\$461.77
2021	SIMPSON ASHLEY L ET AL	00R110000800000	\$956.27
2021	SMALL BLUE PENGUIN LLC	00I290003900000	\$7,768.79
2021	SMITH BARBARA J	00R100003B00000	\$1,667.59
2021	SMITH FRANK W/KAREN E	000R80012C00000	\$385.42
2021	SMITH FRED & LISA	00J300045A00000	\$3,786.89
2021	SMITH FRED W & LISA L (JTS)	00R190045D00000	\$1,885.27
2021	SOULIERE GARY	00R130010000007	\$90.90

CITY OF SANFORD 2022 ANNUAL REPORT

2021	SOUTHERN MAINE ROOFING LLC	00J140000800000	\$2,510.66
2021	SPENCER KELLY	00R120090A00060	\$45.45
2021	SPINNEY KENNETH J & LAURIE (JTS)	0R24A0041C00000	\$52.72
2021	SPRUCE LANE INVESTMENTS LLC	00K160002600000	\$4,550.45
2021	SPRUCE LANE INVESTMENTS LLC	00K280002800000	\$3,641.45
2021	ST CLAIR CATHERINE	00R230002100034	\$1,759.82
2021	ST JEAN LORRAINE S ESTATE OF	00J230001200000	\$3,116.05
2021	ST JEAN RAYMOND P & SANDRA (JTS)	00H340008A00000	\$3,517.83
2021	STEWART SUSAN C HEIRS OF	00J290000400000	\$1,903.45
2021	STREW RONALD A	00R120007700001	\$1,381.68
2021	STUART SHANNON M	00L150001800000	\$2,906.98
2021	SULLIVAN JAMES M	0R18A0020500000	\$650.84
2021	SUNGVEAN PANLADDA & PATAVEE & WIRAWAN D	00L260004800000	\$2,336.13
2021	SURPLUS BUSINESS ASSETS INC	00J290017A00000	\$5,506.90
2021	SUTTON RICHARD T/KATHLEEN M	000R30005200000	\$89.08
2021	TABB RICHARD J	00L330004200000	\$4,297.75
2021	TAPSCOTT GARY E	00R110004100000	\$567.21
2021	TAPSCOTT KENNETH	000R60069A000E3	\$1,011.86
2021	THEREAULT DENNIS & SANDRA (JTS)	00G170000700000	\$503.59
2021	THIBODEAU COREY	00R130010000069	\$365.42
2021	THIBODEAU PATRICIA	000R60001900000	\$2,798.35
2021	TIMMINS DOLORES A	0R16A0008200000	\$649.03
2021	TITUS JONATHAN	00J300002100000	\$3,363.30
2021	TOBRI TRUST	0R21A0001800000	\$84.75
2021	TOM'S OF MAINE INC	00R190031400000	\$185.80
2021	TOM'S OF MAINE INC	00R190031500000	\$4.41
2021	TPD CONSTRUCTION CO	00R150012000000	\$329.06
2021	TPD CONSTRUCTION CO	00R150120E00000	\$329.96
2021	TRASK AMY	00R130010000033	\$789.01
2021	TRAVIS GLENN & TRAVIS ZACHARY D	000R80001600000	\$1,303.51
2021	TRI-STATE VENTURES LLC	000R50017B00000	\$83.69

CITY OF SANFORD 2022 ANNUAL REPORT



2021	TROFATTER AUTUMN S	00L330002700000	\$105.34
2021	TRUMBLE MICHAEL W SR HEIRS OF	00K150004100000	\$2,390.67
2021	TSOUKALAS DRAVEN LEE	00R100002300000	\$2,530.66
2021	TUTTLE BILLY L	00I280006400000	\$2,172.51
2021	VACCARO ALAN	00I190000200000	\$1,680.84
2021	VACCARO SANDRA L	000R500080000000	\$1,522.57
2021	VALLEY VERONICA	00J140001100000	\$625.39
2021	VAN PEURSEM CORINNE	00K180000500014	\$916.27
2021	VICKERY JEANIE & MORGAN (JTS)	00L270063A00000	\$205.43
2021	VINCENT JENNIFER A & STEVEN J	00J340001000000	\$558.13
2021	VINTHER GORDON A/LIESELOTTE K	000R40001300000	\$0.29
2021	VISIONARY HOMES LLC	00L290000700000	\$1,304.36
2021	VIVES VIANKA C & NOBLE GARY (JTS)	00I280001500000	\$2,123.42
2021	WALLACE JR ROBERT F & NANCY	000R70015C00002	\$347.24
2021	WALSH ROBERT	00R230002100035	\$287.24
2021	WATERHOUSE KATLYN	00RI20090A00024	\$769.01
2021	WATSON FRANCIS C	00L270005200000	\$2,916.07
2021	WATSON FRANCIS NWADIORA	00L310001000000	\$4,517.73
2021	WATSON FRANK	00G300001900000	\$2,309.38
2021	WATSON FRANK C	00R180002000000	\$3,812.35
2021	WEBB JAMES E	000R70000700000	\$985.36
2021	WEBB JAMES E	000R70007A00000	\$649.03
2021	WELCH KATHLEEN A	000R10007A00000	\$23.63
2021	WENTWORTH TRIANN	00J310007000000	\$89.08
2021	WENTZELL MICHAEL & POIRIER DEBRA (JTS)	00K270001500000	\$3,732.35
2021	WESTERLUND MATTHEW B & JAMI E	00I290002200000	\$125.44
2021	WHITESIDE JANICE	00R200000800001	\$463.70
2021	WILKINS ROBERT	00H280003900000	\$4,723.16
2021	WOOD PERRY	00K320002800000	\$1,446.22
2021	WOODWARD ROBIN	00R190010000009	\$643.57
2021	WORDEN DANA A/CHRISTINE E	000R60006800001	\$836.28

CITY OF SANFORD 2022 ANNUAL REPORT

2021	WORDEN DANA A/CHRISTINE E	000R6000680001A	\$141.80
2021	WORDEN SR KEVIN PERCY	00H280005700000	\$1,434.40
2021	WORRELL LORRAINE	00K35000350002A	\$82.62
2021	YOUNG SHAWN K	00I180002100000	\$839.00
2021	YOUNGER NATHAN & JESSICA	00R190010000051	\$614.48
2021	ZANTUHOS KATHLEEN	00R220004300000	\$231.79
2021	ZIXTON ENTERPRISE LLC & FRANCIS WATSON	00K170002300000	\$6,335.73
2021	ZUCCO ANTHONY & ANNA MARIE & LOUIS JOHN	0R16A0008700000	\$16.12



SANFORD FINANCIAL REPORT



CITY OF SANFORD 2022 ANNUAL REPORT

City of Sanford, Maine Statement of Net Position June 30, 2021

	Governmental Activities	Component Unit Goodall Park Trust
ASSETS		
Cash and cash equivalents	\$ 32,615,078	\$ 68,449
Investments	582,121	627,784
Receivables:		
Accounts and intergovernmental, net	3,752,473	
Taxes receivable	1,585,509	
Tax liens	143,671	
Interfund loan receivable - fiduciary fund	20,195	
Inventory	49,825	
Land (held for investment)	109,500	
Capital assets, not being depreciated	9,049,485	
Capital assets, net	178,177,594	
Total Assets	226,085,451	696,233
DEFERRED OUTFLOWS OF RESOURCES		
	5,087,945	
LIABILITIES		
Accounts payable and other current liabilities	5,098,440	
Accrued payroll and other related liabilities	5,971,268	
Accrued interest	775,788	
Noncurrent liabilities:		
Due within one year	9,947,282	
Due in more than one year	158,158,353	
Total Liabilities	179,951,131	
DEFERRED INFLOWS OF RESOURCES		
	1,462,320	
NET POSITION		
Net investment in capital assets	46,038,203	
Restricted for:		
Nonexpendable trust principal	6,000	696,233
Expendable permanent funds	1,145,226	
Grants and other purposes	1,471,869	
Unrestricted	1,098,647	
Total Net Position	\$ 49,759,945	\$ 696,233

See independent auditor's report.

The accompanying notes are an integral part of these financial statements.

CITY OF SANFORD 2022 ANNUAL REPORT

City of Sanford, Maine Statement of Activities For the year ended June 30, 2022

Functions/programs	Program revenues			Net (expense) revenue and changes in net position		
	Expenses	Charges for services	Operating grants and contributions	Capital grants and contributions	Primary government activities	Component unit
Primary government:						
Governmental activities:						
General government	\$ 11,916,570	\$ 1,702,532	\$ 2,688,692	-	\$ (7,525,346)	
Public services	2,967,962	-	71,082	-	(2,896,880)	
Public safety	10,703,557	3,067,339	31,801	-	(7,604,417)	
Public works	5,683,766	111,060	1,097,113	-	(4,475,593)	
Education	64,072,298	1,073,199	53,866,558	-	(9,132,541)	
County tax	796,940	-	-	-	(796,940)	
Interest on debt service	40,985	-	-	-	(40,985)	
Maintenance	3,478,563	-	-	-	(3,478,563)	
Other	2,250,197	-	-	-	(2,250,197)	
Total governmental activities	101,910,838	5,954,130	57,755,246		(38,201,462)	
Total primary government	\$ 101,910,838	\$ 5,954,130	\$ 57,755,246		\$ (38,201,462)	
Component unit:						
Goodall Park Trust	\$ 102,943				\$ (102,943)	
General revenues:						
Property taxes, levied for general purposes					36,749,865	
Excise taxes					3,988,329	
Payments in lieu of taxes					72,566	
Interest and penalties on taxes					90,002	
Franchise tax					194,345	
Grants and contributions not restricted to specific programs:						
Homestead exemption and business equipment exemption					1,823,281	
Other state aid					686,587	
State revenue sharing					4,400,784	
Donations and contributions					103,669	
Unrestricted investment earnings					43,981	
Restricted investment earnings						11,656
Other					1,129,806	
Total general revenues					49,283,215	11,656
Change in net position					\$ 11,081,753	\$ (91,287)
Net position - beginning					49,759,945	696,233
Net position - ending					\$ 60,841,698	\$ 604,946

See independent auditor's report.
The accompanying notes are an integral part of these financial statements.

CITY OF SANFORD 2022 ANNUAL REPORT

City of Sanford, Maine Balance Sheet Governmental Funds June 30, 2022

	General	Other Governmental Funds	Total Governmental Funds
ASSETS			
Cash and cash equivalents	\$ 17,934,447	\$ 13,772,820	\$ 31,707,267
Investments		380,520	380,520
Receivables:			
Accounts and intergovernmental, net	682,043	3,062,127	3,744,170
Taxes receivable	845,943		845,943
Taxes receivable - prior years	334,181		334,181
Tax liens	536,748		536,748
Interfund loans receivable	5,059,078	895,916	5,954,994
Inventory		42,736	42,736
Land (held for investment)		109,500	109,500
Total assets	\$ 25,392,440	\$ 18,263,619	\$ 43,656,059
LIABILITIES AND DEFERRED INFLOWS OF RESOURCES AND FUND BALANCES			
Liabilities:			
Accounts payable and other current liabilities	\$ 2,285,843	\$ 416,725	\$ 2,702,568
Accrued payroll and other related liabilities	5,234,763	884,302	6,119,065
Interfund loans payable		5,954,994	5,954,994
Total liabilities	7,520,606	7,256,021	14,776,627
DEFERRED INFLOWS OF RESOURCES			
Unavailable revenue-property taxes	1,329,864		1,329,864
Total deferred inflows of resources	1,329,864	-	1,329,864
Fund balances:			
Nonspendable		158,236	158,236
Restricted		14,412,406	14,412,406
Committed - City	3,292,606	7,613	3,300,219
Committed - School	1,020,418		1,020,418
Assigned - City - Subsequent budget	1,010,227		1,010,227
Assigned - City	468,594		468,594
Assigned - School	661,416		661,416
Unassigned -School	2,564,584		2,564,584
Unassigned - City	7,524,125	(3,570,657)	3,953,468
Total fund balances	16,541,970	11,007,598	27,549,568
Total liabilities, deferred inflows of resources and fund balances	\$ 25,392,440	\$ 18,263,619	-
Amounts reported for governmental activities in the statement of net position are different because:			
Capital assets used in governmental activities are not financial resources and, therefore, are not reported in the funds.			185,741,808
Other long-term assets are not available to pay for current period expenditures and, therefore, are deferred in the funds.			1,329,864
Deferred outflows/inflows of resources represent a consumption/acquisition of net position that applies to a future period, therefore will not be recognized as an expenditure or revenue until then, and therefore, are not reported in the funds			(5,336,453)
Long-term liabilities, including bonds payable, are not due and payable in the current period and therefore, are not reported in the funds.			
Bonds and notes payable			(139,425,480)
Lease obligations			(2,413,836)
Accrued interest			(717,455)
Landfill liability			(75,000)
Other postemployment benefits liability			(3,266,122)
Accrued compensated absences			(2,663,068)
Net pension liability			117,872
Net position of governmental activities			\$ 60,841,698

See independent auditor's report.

The accompanying notes are an integral part of these financial statements.

CITY OF SANFORD 2022 ANNUAL REPORT

City of Sanford, Maine
Statement of Revenues, Expenditures and Changes in Fund Balances
Governmental Funds
For the year ended June 30, 2022

	General	Other Governmental Funds	Total Governmental Funds
Revenues:			
Taxes	\$ 38,670,315	\$ 2,214,839	\$ 40,885,154
Licenses and permits	4,865,428		4,865,428
Intergovernmental	50,050,994	14,893,307	64,944,301
Investment income	88,388	31,000	119,388
Donations		83,669	83,669
Other	1,198,174	1,774,071	2,972,245
Total revenues	94,873,299	18,996,886	113,870,185
Expenditures:			
Current:			
General government	10,349,229	3,291,691	13,640,920
Public services	2,232,768	113,128	2,345,896
Public safety	11,535,443	32,398	11,567,841
Public works	3,754,289		3,754,289
County tax	796,940		796,940
Education	56,944,660	11,710,896	68,655,556
Debt service	1,728,600		1,728,600
Capital improvements	3,559,691	5,046,486	8,606,177
Other	2,290,197		2,290,197
Total expenditures	93,191,817	20,194,599	113,386,416
Excess (deficiency) of revenues over expenditures	1,681,482	(1,197,713)	483,769
Other financing sources (uses):			
Transfers in	(10,000)	18,113	8,113
Transfers out		(8,113)	(8,113)
Proceeds from capital leases	312,954		312,954
Proceeds from issuance of debt		351,005	351,005
Total other financing sources (uses)	302,954	361,005	663,959
Net change in fund balances	1,984,436	(836,708)	1,147,728
Fund balances, beginning of year	14,557,534	11,844,306	26,401,840
Fund balances, end of year	\$ 16,541,970	\$ 11,007,598	\$ 27,549,568

See independent auditor's report.
The accompanying notes are an integral part of these financial statements.

CITY OF SANFORD 2022 ANNUAL REPORT

City of Sanford, Maine Reconciliation of the Statement of Revenues, Expenditures, and Changes in Fund Balances of Governmental Funds to the Statement of Activities For the year ended June 30, 2022

Amounts reported for governmental activities in the statement of activities
are different because:

Net change in fund balances - total governmental funds	\$ 1,147,728
--	--------------

Governmental funds report capital outlays as expenditures.
However, in the statement of activities, the cost of these assets
is allocated over their estimated useful lives and reported as
depreciation expense.

Capital outlays, net of loss from dispositions	5,115,249
Depreciation expense	(6,600,521)

Deferred outflows/inflows of resources represents a consumption/acquisition
of net position that applies to a future period, therefore will not be
recognized as an expenditure until then.

	(8,962,078)
--	-------------

Revenues in the statement of activities that do not provide
current financial resources are not reported as revenues in
the funds.

	(56,958)
--	----------

Some expenses reported in the statement of activities do not
require the use of current financial resources and, therefore, are
not reported as expenditures in governmental funds:

Accrued interest	58,333
Landfill	35,000
Compensated absences	(181,059)
Other postemployment benefits expense	243,948
Pension expense	10,969,150

Repayment of lease obligations is an expenditure in the
governmental funds, but the repayment reduces long-term
liabilities in the statement of net assets.

Lease proceeds	(312,954)
Lease obligation payments	597,505

The issuance of long term debt (e.g., bonds, leases) provides current financial
resources to governmental funds, while the repayments of the principal of long-term
debt consumes the current financial resources of governmental funds. Neither
transaction, however, has any effect on net position. This amount is the net
effect of these differences in the treatment of long-term debt and related items.

General obligation bond payments	9,028,410
----------------------------------	-----------

Change in net position of governmental activities	\$ 11,081,753
--	----------------------

See independent auditor's report.
The accompanying notes are an integral part of these financial statements.

CITY OF SANFORD 2022 ANNUAL REPORT

City of Sanford, Maine
Statement of Revenues, Expenditures and Changes in Fund Balance
Budget and Actual (Budgetary Basis)
General Fund
For the year ended June 30, 2022

	Budgeted amounts		Actual	Variance with final budget positive (negative)
	Original	Final		
Revenues:				
Taxes	\$ 38,508,747	\$ 38,508,747	\$ 38,670,315	\$ 161,568
Licenses, permits and fees	5,088,172	5,088,172	4,865,428	(222,744)
Intergovernmental	46,785,532	46,785,532	49,060,994	2,275,462
Interest earned	275,000	275,000	88,388	(186,612)
Other	1,988,265	1,988,265	880,761	(1,107,504)
Total revenues	92,645,716	92,645,716	93,565,886	920,170
Expenditures:				
Current:				
General government	10,523,675	10,523,675	10,349,229	174,446
Public services	2,276,964	2,276,964	2,175,198	101,766
Public safety	10,844,644	11,004,871	11,222,489	(217,618)
Public works	4,400,626	4,400,626	3,754,289	646,337
Education	56,439,808	56,439,808	55,954,660	485,148
County tax	796,940	796,940	796,940	-
Other	2,485,452	2,485,452	2,290,197	195,255
Debt service	1,803,421	1,803,421	1,728,600	74,821
Capital improvements	3,995,323	6,852,297	3,559,691	3,292,606
Total expenditures	93,566,853	96,584,054	91,831,293	4,752,761
Excess (Deficiency) of revenues over expenditures	(921,137)	(3,938,338)	1,734,593	5,672,931
Other financing sources:				
Transfers			(10,000)	(10,000)
Use of designated fund balance		3,017,201		(3,017,201)
Budgeted use of fund balance - City	850,000	850,000		(850,000)
Budgeted use of fund balance - Education	71,137	71,137		(71,137)
Total other financing sources	921,137	3,938,338	(10,000)	(3,948,338)
Net change in fund balances - budgetary basis			1,724,593	
Reconciliation to GAAP basis:				
Change in general fund committed funds			259,843	
Net change in fund balances - GAAP basis			1,984,436	
Fund balance, beginning of year			14,557,534	
Fund balance, end of year			\$ 16,541,970	

See independent auditor's report.
The accompanying notes are an integral part of these financial statements.

City of Sanford, Maine
Statement of Fiduciary Net Position
Fiduciary Funds
June 30, 2022

	Private-purpose Trust Funds
ASSETS	
Cash and cash equivalents	\$ 179,863
Investments	3,153,523
Accounts receivable	7
Total assets	3,333,393
LIABILITIES	
Accounts payable	500
Total liabilities	500
NET POSITION	
Held in trust	\$ 3,332,893

See independent auditor's report.
The accompanying notes are an integral part of these financial statements.

CITY OF SANFORD 2022 ANNUAL REPORT

City of Sanford, Maine Statement of Changes in Fiduciary Net Position Fiduciary Funds For the year ended June 30, 2022

	Private-purpose Trust Funds
Additions:	
Donations, interest and dividends	\$ 179,402
Total additions	179,402
Deductions:	
School scholarships	507,819
Total deductions	507,819
Change in net position	(328,417)
Net position, beginning of year	3,661,310
Net position, end of year	\$ 3,332,893

See independent auditor's report.

The accompanying notes are an integral part of these financial statements.

CITY OF SANFORD 2022 ANNUAL REPORT

City of Sanford, Maine Nonmajor Governmental Funds Combining Balance Sheet June 30, 2022

	Special Revenue Funds	Capital Project Funds	Permanent Funds	Total Other Governmental Funds
ASSETS				
Cash and cash equivalents	\$ 9,327,599	\$ 8,695,511	\$ 884,344	\$ 18,907,454
Investments			380,520	380,520
Accounts and intergovernmental receivable	2,950,945	111,182		3,062,127
Interfund loans	886,516	9,400		895,916
Inventory	42,736			42,736
Land (held for investment)			109,500	109,500
Total assets	13,207,796	8,816,093	1,374,364	23,398,253
LIABILITIES AND FUND BALANCES				
Liabilities:				
Deficit cash	5,089,714	44,920		5,134,634
Accounts payable	75,571	341,154		416,725
Accrued payroll	884,302			884,302
Interfund loans	2,956,553	2,776,082	222,359	5,954,994
Total liabilities	9,006,140	3,162,156	222,359	12,390,655
Fund balances (deficit):				
Nonspendable	42,736		115,500	158,236
Restricted	6,945,254	6,430,647	1,036,505	14,412,406
Committed		7,613		7,613
Unassigned	(2,786,334)	(784,323)		(3,570,657)
Total fund balances	4,201,656	5,653,937	1,152,005	11,007,598
Total liabilities and fund balances	\$ 13,207,796	\$ 8,816,093	\$ 1,374,364	\$ 23,398,253

CITY OF SANFORD 2022 ANNUAL REPORT

City of Sanford, Maine Nonmajor Governmental Funds Combining Statement of Revenues, Expenditures and Changes in Fund Balances For the year ended June 30, 2022

	Special Revenue Funds	Capital Projects Funds	Permanent Funds	Total Other Governmental Funds
Revenues:				
Taxes	\$ 2,214,839			\$ 2,214,839
Intergovernmental	14,078,835	\$ 814,472		14,893,307
Donations			\$ 83,669	83,669
Interest earned	2,575	8,266	20,159	31,000
Other revenue	1,385,710	388,361		1,774,071
Total revenues	17,681,959	1,211,099	103,828	18,996,886
Expenditures:				
Current:				
General government	3,291,691			3,291,691
Public services	10,079		103,049	113,128
Public safety	32,398			32,398
Education	11,710,896			11,710,896
Capital expenditures		5,046,486		5,046,486
Total expenditures	15,045,064	5,046,486	103,049	20,194,599
Excess of revenues over expenditures	2,636,895	(3,835,387)	779	(1,197,713)
Other financing sources (uses):				
Bond proceeds	101,005	250,000		351,005
Transfers in		18,113		18,113
Transfers out	(8,113)			(8,113)
Total other financing sources (uses)	92,892	268,113	-	361,005
Net change in fund balances	2,729,787	(3,567,274)	779	(836,708)
Fund balances, beginning of year	1,471,869	9,221,211	1,151,226	11,844,306
Fund balances, end of year	\$ 4,201,656	\$ 5,653,937	\$ 1,152,005	\$ 11,007,598

City of Sanford, Maine
 Nonmajor Special Revenue Funds
 Combining Statement of Revenues, Expenditures and Changes in Fund Balances
 General Government - Federal and State
 For the Year Ended June 30, 2022

	2042	2102	2135	2142	2143	2157	2162	2164	2168	2169	2170	2171	2173	2175	
			Trails	PEG	Substance	FEIMA	BF	Keep Maine	ConnectMaine	FEMA	Community	American	Brownfield	Community	
			Development	Access	Abuse	4354	Multipurpose	Healthy	Planning	DR ME	Solutions	Rescue Plan	RLF	Outreach	
			Urban Forestry	Grant	Assistance Program	DR		2020	Grant		Grant	Act		Coordinator	
General Government															
Revenues:															
Intergovernmental		\$ 11,722													
Other	\$ 13,890		\$ 235				\$ 494,241		\$	\$ 34,030		\$ 2,244,088	\$ 17,670	\$ 28,459	\$ 2,842,710
	13,890	11,722	235				494,241			34,030		2,244,088	17,670	28,459	2,856,835
Total revenues															
Expenditures:															
Expenses															
		11,722	906	\$ 10,039			494,241	\$ 11,384	\$ 13,500	(8,775)		\$ 616,541	\$ 118,675		1,285,783
		11,722	906	10,039			494,241	11,384	13,500	8,775		616,541	118,675		1,285,783
Total expenditures															
Excess (deficiency) of revenues over (under) expenditures	13,890	-	(671)	10,039			(11,384)		(1,000)	25,255	-	1,627,547	(101,005)	28,459	1,773,062
Other financing sources (uses):															
Proceeds from loan													101,005		101,005
Total other financing sources (uses)							-						101,005		101,005
Net change in fund balances	13,890	-	(671)	10,039				11,384	1,000	(25,255)		1,627,547		28,459	1,672,057
Fund balances (deficit), beginning of year	58,637	-	5,812	\$ 18,925	\$	443	\$ (3,950)	(89,048)	(1,000)	(16,856)	150,000				316,771
Fund balances (deficit), end of year	\$ 72,527	\$ -	\$ 5,141	\$ 8,886	\$	443	\$ (3,950)	\$ 57,664	\$ -	\$ 42,111	\$ 150,000	\$ 1,627,547	\$ -	\$ 28,459	\$ 1,988,828

City of Sanford, Maine
 Nonmajor Special Revenue Funds
 Combining Statement of Revenues, Expenditures and Changes in Fund Balances
 General Government - Other Programs
 For the Year Ended June 30, 2022

	2000	2002	2007	2008	2009	2010	2011	2012	2013	2014	2015	2016	2017
	Downtown TIF	Rainbow Rug TIF	Rt 109 Downtown TIF	Central Tire TIF	Village Green TIF	Sanford Institute for Savings TIF	RUBB TIF	Kennedy Center TIF	SPH, LLC TIF	Mill Development TIF	New England Truck Tire TIF	St. Ignatius Affordable Housing TIF	Marland Hall TIF
Revenues:													
Taxes	\$ 251,362	\$ 72,720	\$ 392,873	\$ 20,551	\$ 10,100	\$ 34,699	\$ 18,884	\$ 7,502	\$ 65,087	\$ 56,702	\$ 5,750	\$ 85,613	\$ 23,250
Interest earned	94	32	1,513	21	46	27	17		7	39	44	20	6
Other													
Total revenues	251,456	72,752	394,386	20,572	10,146	34,726	18,901	7,502	65,094	56,741	5,794	85,633	23,256
Expenditures:													
Expenses	182,281	61,812	166,850	28,587	5,050	33,675	24,442	7,502	64,565	53,867	2,875	84,124	22,088
Total expenditures	182,281	61,812	166,850	28,587	5,050	33,675	24,442	7,502	64,565	53,867	2,875	84,124	22,088
Excess (deficiency) of revenues over (under) expenditures	69,175	10,940	227,536	(8,015)	5,096	1,051	(5,541)		529	2,874	2,919	1,509	1,168
Other financing sources (uses):													
Transfers in													
Total other financing sources (uses)													
Net change in fund balances	69,175	10,940	227,536	(8,015)	5,096	1,051	(5,541)		529	2,874	2,919	1,509	1,168
Fund balances (deficit), beginning of year	0	16,053	913,570	8,015	27,497	6,542	7,885		4,548	24,960	28,038	1,186	3,092
Fund balances (deficit), end of year	\$ 69,175	\$ 26,993	\$ 1,141,106	\$ -	\$ 32,593	\$ 7,593	\$ 2,344	\$ -	\$ 5,077	\$ 27,834	\$ 30,957	\$ 2,695	\$ 4,260

City of Sanford, Maine
 Nonmajor Special Revenue Funds
 Combining Statement of Revenues, Expenditures and Changes in Fund Balances
 General Government - Other Programs
 For the Year Ended June 30, 2022

	2018	2019	2020	2116	2123	2133	2281	2137	2139	2144	2146	2147
	Sanford Airport Omnibus TIF	Mousam Falls TIF	Impact Fees	Tax Acquired Property Remediation	Seasonal Decorations	City Unemployment Compensation	School Unemployment Compensation	Legal Reserve	Dam Coalition	Fitness Zone	Chamber of Commerce	Land Bank
Revenues:												
Taxes	\$ 1,147,073	\$ 22,673					\$ 367					
Interest earned	315	27				12,240	28,866					\$ 91,401
Other					\$	12,240	29,233					\$ 91,401
Total revenues	1,147,388	22,700				12,240	29,233					
Expenditures:												
Expenses	1,010,930	11,337		\$ 8,850		21,818	29,941		\$ 6,256			59,347
Total expenditures	1,010,930	11,337		8,850		21,818	29,941		6,256			59,347
Excess (deficiency) of revenues over (under) expenditures	136,458	11,363		(8,850)		(9,578)	(708)		(6,256)			32,054
Other financing sources (uses):												
Transfers in									(8,113)			
Total other financing sources (uses)									(8,113)			
Net change in fund balances	136,458	11,363		(8,850)		9,578	708		(14,369)			32,054
Fund balances (deficit), beginning of year	56	11,772	\$ 19,083	242,286	\$ 9,250	159,899	153,472	\$ 28,480	8,862	\$ 875	\$ 3,676	156,807
Fund balances (deficit), end of year	\$ 136,514	\$ 23,135	\$ 19,083	\$ 233,436	\$ 9,250	\$ 150,321	\$ 152,764	\$ 28,480	\$ (5,507)	\$ 875	\$ 3,676	\$ 188,861

City of Sanford, Maine
 Nonmajor Special Revenue Funds
 Combining Statement of Revenues, Expenditures and Changes in Fund Balances
 General Government - Other Programs
 For the Year Ended June 30, 2022

	2150	2160	2161	2178	2180	2181	
	250th Anniversary	Walden Solar NE LLC	SanfordNet Fiber	Mousam Way Loop Development	Petroleum Reserve	HR Generalist and Paramedic Training Reserve	
Revenues:							
Taxes							\$
Interest earned							2,214,839
Other			\$	\$	\$	\$	2,575
Total revenues			78,950	5,840	\$236,000	80,334	533,631
			78,950	5,840	236,000	80,334	2,751,045
Expenditures:							
Expenses			118,961	750			2,005,908
Total expenditures			118,961	750			2,005,908
Excess (deficiency) of revenues over (under) expenditures			(40,011)	5,090	236,000	80,334	745,137
Other financing sources (uses):							
Transfers in							(8,113)
Total other financing sources (uses)							(8,113)
Net change in fund balances			(40,011)	5,090	236,000	80,334	737,024
Fund balances (deficit), beginning of year	\$	10,765	\$	5,000	(146,881)		1,704,788
Fund balances (deficit), end of year	\$	10,765	\$	5,000	\$	(186,892)	\$
				5,090	\$236,000	\$	80,334
							\$
							\$
							\$
							\$
							\$
							\$
							\$
							\$
							\$
							\$
							\$
							\$
							\$
							\$
							\$
							\$
							\$
							\$
							\$
							\$
							\$
							\$
							\$
							\$
							\$
							\$
							\$
							\$
							\$
							\$
							\$
							\$
							\$
							\$
							\$
							\$
							\$
							\$
							\$
							\$
							\$
							\$
							\$
							\$
							\$
							\$
							\$
							\$
							\$
							\$
							\$
							\$
							\$
							\$
							\$
							\$
							\$
							\$
							\$
							\$
							\$
							\$
							\$
							\$
							\$
							\$
							\$
							\$
							\$
							\$
							\$
							\$
							\$
							\$
							\$
							\$
							\$
							\$
							\$
							\$
							\$
							\$
							\$
							\$
							\$
							\$
							\$
							\$
							\$
							\$
							\$
							\$
							\$
							\$
							\$
							\$
							\$
							\$
							\$
							\$
							\$
							\$
							\$
							\$
							\$
							\$
							\$
							\$
							\$
							\$
							\$
							\$
							\$
							\$
							\$
							\$
							\$
							\$
							\$
							\$
							\$
							\$
							\$
							\$
							\$
							\$
							\$
							\$
							\$
							\$
							\$
							\$
							\$
							\$
							\$
							\$
							\$
							\$
							\$
							\$
							\$
							\$
							\$
							\$

City of Sanford, Maine
 Nonmajor Special Revenue Funds
 Combining Statement of Revenues, Expenditures and Changes in Fund Balances
 Public Service
 For the Year Ended June 30, 2022

	2115	2119	2080	2084	2090	
	Gateway	Village of	Teen	Airport	Imelda's	
	Park	Springvale	Center	Open	Fund	
		Improve Committee		House		Totals
Revenues:						
Intergovernmental						
Interest earned						
Other				\$ 2,000	\$ 11,897	\$ 13,897
Total revenues				2,000	11,897	13,897
Expenditures:						
Expenses	\$ 1,842			3,000	5,237	10,079
Total expenditures	1,842			3,000	5,237	10,079
Excess (deficiency) of revenues over (under) expenditures	(1,842)			(1,000)	6,660	3,818
Fund balances (deficit), beginning of year	5,960	\$ 588	\$ 4,439	\$ 5,603	10,852	27,442
Fund balances (deficit), end of year	\$ 4,118	\$ 588	\$ 4,439	\$ 4,603	\$ 17,512	\$ 31,260

City of Sanford, Maine
Nonmajor Special Revenue Funds
Combining Statement of Revenues, Expenditures and Changes in Fund Balances
Education
For the Year Ended June 30, 2022

	2201	2202	2203	2204	2205	2206	2207	2208	2209	2210	2211	2212	2214	2215	2217
			Industrial		Lucy	Eco	Momentum	Remax	SRTC	Kids	Lafayette	Financial	SRTC	Let's	ING
	Wellness	E-Rate	Sending	Melmac	Emery	Maine		Homelown	Genest	Club	Local	Literacy	Donation	Go	Unsung
	Team		School	Systems	Funds			Agency	Auto		Funds			Grant	Heroes
Revenues:															
Intergovernmental		\$ 167,881													
Other	\$ 10,805			\$ 38,000								\$ 2,146			
Total revenues	10,805	167,881		38,000								2,146			
Expenditures:															
Expenses	5,387	231,524		29,784	\$ 137										
Total expenditures	5,387	231,524		29,784	137										
Excess (deficiency) of revenues over (under) expenditures	5,418	(63,643)		8,216	(137)							2,146			
Other financing sources (uses):															
Transfers in															
Transfers out															
Total other financing sources (uses)															
Net change in fund balances	5,418	(63,643)		8,216	(137)							2,146			
Fund balances, beginning of year	944	73,963	\$ 421,488	\$ 54,482	\$ 8,670	\$ 153	\$ (145)	\$ 1,125	\$ 711	\$ 10,378	\$ 2,543	\$ 37	\$ 1,188	\$ 1,547	\$ 1,037
Fund balances (deficit), end of year	\$ 6,362	\$ 10,320	\$ 421,488	\$ 62,698	\$ 8,670	\$ 16	\$ (145)	\$ 1,125	\$ 711	\$ 10,378	\$ 2,543	\$ 2,183	\$ 1,188	\$ 1,547	\$ 1,037

City of Sanford, Maine
Nonmajor Special Revenue Funds
Combining Statement of Revenues, Expenditures and Changes in Fund Balances
Education
For the Year Ended June 30, 2022

	2218	2219	2221	2222	2224	2225	2228	2238	2239	2249	2252	2253	2255
	Junior High School	Genest/ SRTC Construction	CRF Daycare	Target Media	Smart Grant	Coronavirus Relief Allotment 2	Partners in Arts & Learning	College Transition	Title IA	MaineCare	IDEA Grant - Local Entitlement	ECT Grant (Preschool)	Title IV Drug Free Schools
Revenues:													
Intergovernmental			\$ 597		\$ 99,500	\$ 159,762		\$ 23,888	\$ 1,014,691	\$ 173,088	\$ 1,677,036	\$ 27,357	\$ 16,474
Other	\$ 9,249	\$ 324,638											
Total revenues	9,249	324,638	597		99,500	159,762		23,888	1,014,691	173,088	1,677,036	27,357	16,474
Expenditures:													
Expenses	7,027	169,752			124,146			39,554	1,151,629	228,970	1,129,776	27,308	243
Total expenditures	7,027	169,752			124,146			39,554	1,151,629	228,970	1,129,776	27,308	243
Excess (deficiency) of revenues over (under) expenditures	2,222	154,886	597		(24,646)	159,762	(15,666)	(15,666)	(136,938)	(55,882)	547,260	49	16,231
Other financing sources (uses):													
Transfers in													
Transfers out													
Total other financing sources (uses)													
Net change in fund balances	2,222	154,886	597		(24,646)	159,762	(15,666)	(15,666)	(136,938)	(55,882)	547,260	49	16,231
Fund balances (deficit), beginning of year	6,764	1,986	(597)	\$ 295	51,772	(159,762)	\$ 1,050	3,184	(164,457)	(82,007)	(727,701)	(38,920)	(1,296)
Fund balances (deficit), end of year	\$ 8,986	\$ 156,872	\$ -	\$ 295	\$ 27,126	\$ -	\$ 1,050	\$ (12,482)	\$ (301,395)	\$ (137,889)	\$ (180,441)	\$ (38,871)	\$ 14,935

City of Sanford, Maine
Nonmajor Special Revenue Funds
Nonmajor Special Revenues, Expenditures and Changes in Fund Balances
Education
For the Year Ended June 30, 2022

	2259	2261 Title III - English Language Acquisition	2262	2268	2269	2271	2272	2273	2275	2277	2279	2280 FAA Dept. of Arg.
	Title V Innovative	Title IIA - Teacher Quality	Title IC - Perkins	Adult Basic Education	Health Insurance Premium	Corning Grant	SHS iPad Program	Trans Grant Proficiency	(SRTC) Genest AVX	SHS Local Funds		
Revenues:												
Intergovernmental	\$ 106,009	\$ 295,224	\$ 136,203	\$ 18,805								
Other												
Total revenues	106,009	295,224	136,203	18,805								
Expenditures:												
Expenses	63,020	262,342	190,561	20,985								
Total expenditures	63,020	262,342	190,561	20,985								
Excess (deficiency) of revenues over (under) expenditures	42,989	32,882	(54,358)	(2,180)								
Other financing sources (uses):												
Transfers in												
Transfers out												
Total other financing sources (uses)												
Net change in fund balances	42,989	32,882	(54,358)	(2,180)								
Fund balances (deficit), beginning of year	(53,189)	(1)	(161,685)	(24,340)	48	\$ 117	1,545	63,251	(30)	875	\$ 651	\$ 623
Fund balances (deficit), end of year	\$ (10,200)	\$ (1)	\$ (128,803)	\$ (78,698)	\$ (2,132)	\$ 117	\$ 1,545	\$ 63,251	\$ (30)	\$ 875	\$ 651	\$ 623

City of Sanford, Maine
Nonmajor Special Revenue Funds
Nonmajor Special Revenues, Expenditures and Changes in Fund Balances
For the Year Ended June 30, 2022

	2285	2289	2290	2292	2293	2294	2296	2297	2298	2299	2301	2302
	School John T. Gorma Foundation	Crayola Education Grant	MLTI Block Grant	DLT Grant	ME Home Builders & Remodelers	Cops (SVPP)	Cares Act	Coronavirus Relief Foundation	Coronavirus Relief SCAE	Middle School CTE Grant	WSSR TV	Perkins COVID Relief
Revenues:												
Intergovernmental			\$ 222,496	\$ 56,413		\$ 33,995	\$ 443,247	\$ 108,533		\$ 25,686	\$ 3,800	\$ 37,393
Other												
Total revenues			222,496	56,413		33,995	443,247	108,533		25,686	3,800	37,393
Expenditures:												
Expenses	2,146	1,033	229,163	50,414	18,000	89,542	306,862		1,592	\$ 15,288		\$ 10,475
Total expenditures	2,146	1,033	229,163	50,414	18,000	89,542	306,862		1,592	15,288		10,475
Excess (deficiency) of revenues over (under) expenditures	(2,146)	(1,033)	(6,667)	5,999	(18,000)	(55,547)	136,385	108,533	(1,592)	10,398	3,800	26,918
Other financing sources (uses):												
Transfers in								43,496				
Transfers out												
Total other financing sources (uses)								43,496				
Net change in fund balances	(2,146)	(1,033)	(6,667)	5,999	(18,000)	(55,547)	136,385	152,029	(1,592)	10,398	3,800	26,918
Fund balances (deficit), beginning of year	\$ 2,146	\$ 1,043	\$ 24,000	202,627	22,283	(33,995)	(167,784)	(152,029)	1,592	(19,204)	2,400	7,124
Fund balances (deficit), end of year	\$ -	\$ 10	\$ 17,333	\$ 208,626	\$ 4,283	\$ (89,542)	\$ (31,399)	\$ -	\$ -	\$ (8,806)	\$ 6,200	\$ 34,042

City of Sanford, Maine
Nonmajor Special Revenue Funds
Nonmajor Special Revenues, Expenditures and Changes in Fund Balances
Education
For the Year Ended June 30, 2022

	2303	2304	2305	2306	2308	5000	5200	5201	7015	SAF	Totals
	Elementary and	Elementary and	School Learning	ARP	Homeless	School	Adult Ed	Performing	SRTC	Student	
	Secondary School	Secondary School	Management	Children and	Learning	Cafeteria	Enrichment	Arts	Capital	Activity	
	Emergency Relief	Emergency Relief	System	Youth	Management			Center	Account	Funds	
	Allotment 2	Allotment 3	Subgrant								
Revenues:											
Intergovernmental	\$ 2,038,889	\$ 1,582,290	\$ 21,919	\$ 14,232	\$ 2,313,190	\$ 42,733	\$ 205,594	\$ 135,040	\$ 437,373	\$ 11,201,965	
Other										822,211	
Total revenues	2,038,889	1,582,290	21,919	14,232	2,313,190	42,733	205,594	135,040	437,373	12,024,176	
Expenditures:											
Expenses	\$ 1,536,289	\$ 3,025,474	\$ 21,919	\$ 26,393	\$ 6,940	1,981,081	29,772	211,169	116,114	349,085	11,710,896
Total expenditures	1,536,289	3,025,474	21,919	26,393	6,940	1,981,081	29,772	211,169	116,114	349,085	11,710,896
Excess (deficiency) of revenues over (under) expenditures	502,600	(1,443,184)		(12,161)	(6,940)	332,109	12,961	(5,575)	18,926	88,288	313,280
Other financing sources (uses):											
Transfers in											
Transfers out	(43,496)										
	(43,496)										
Net change in fund balances	459,104	(1,443,184)		(12,161)	(6,940)	332,109	12,961	(5,575)	18,926	88,288	313,280
Fund balances (deficit), beginning of year	(459,104)	(26,904)				214,872	32,881	176,544	(81,198)	319,144	(637,265)
Fund balances (deficit), end of year	\$ -	\$ (1,470,088)	\$ -	\$ (12,161)	\$ (6,940)	\$ 546,981	\$ 45,842	\$ 170,969	\$ (62,272)	\$ 407,432	\$ (323,985)

City of Sanford, Maine
 Nonmajor Special Revenue Funds
 Combining Statement of Revenues, Expenditures and Changes in Fund Balances
 Public Safety
 For the Year Ended June 30, 2022

	2053	2057	2058	2059	2075	2105	2106
	Seized Assets	ATV Grant	Distracted Driving Award	Speed Enforcement	Home Fire Sprinkler Coalition	Firearms Range	SPD Training
Revenues:							
Intergovernmental							
Other		\$ 3,173	\$ 3,215	\$ 4,015		\$ 1,800	\$ 46
Total revenues		3,173	3,215	4,015		1,800	46
Expenditures:							
Expenses	8,820	761					
Total expenditures	8,820	761					
Excess (deficiency) of revenues over (under) expenditures	(8,820)	2,412	3,215	4,015		1,800	46
Net change in fund balances	(8,820)	2,412	3,215	4,015		1,800	46
Fund balances (deficit), beginning of year	21,649	-	873	1,463	\$ 1,500	15,320	\$ (46)
Fund balances (deficit), end of year	\$ 12,829	\$ 2,412	\$ 4,088	\$ 5,478	\$ 1,500	\$ 17,120	\$ -

City of Sanford, Maine
 Nonmajor Special Revenue Funds
 Combining Statement of Revenues, Expenditures and Changes in Fund Balances
 Public Safety
 For the Year Ended June 30, 2022

	2111	2128	2136	2148	2158	2159	2167	2172	
	Smoke	2014	2015	2017	2018	2019	2020	2021	
	Detector	JAG	JAG	JAG	JAG	JAG	JAG	JAG	
	Program	Program	Program	Program	Program	Program	Program	Program	Totals
Revenues:									
Intergovernmental				\$ 695			\$ 18,903	\$ 4,159	\$ 34,160
Other									1,846
Total revenues	0			695	0	0	18,903	4,159	36,006
Expenditures:									
Expenses	\$ 1,836					\$ 17,690	0	3,291	32,398
Total expenditures	1,836					17,690	0	3,291	32,398
Excess (deficiency) of revenues over (under) expenditures	(1,836)			695	0	(17,690)	18,903	868	3,608
Net change in fund balances	(1,836)			695	0	(17,690)	18,903	868	3,608
Fund balances (deficit), beginning of year	6,553	\$ 5,481	\$ 82	701	1,258				54,834
Fund balances (deficit), end of year	\$ 4,717	\$ 5,481	\$ 82	\$ 1,396	\$ 1,258	\$ (17,690)	\$ 18,903	\$ 868	\$ 58,442

City of Sanford, Maine
 Nonmajor Special Revenue Funds
 Combining Statement of Revenues, Expenditures and Changes in Fund Balances
 Public Works
 For the Year Ended June 30, 2022

	2141		
	Sanford	Airport	Totals
	Solar		
Revenues:			
Intergovernmental			
Other			
Total revenues			
Expenditures:			
Expenses			
Total expenditures			
Excess (deficiency) of revenues over (under) expenditures			
Net change in fund balances			
Fund balances (deficit), beginning of year	5,299		5,299
Fund balances (deficit), end of year	\$ 5,299	\$	5,299

City of Sanford, Maine
Nonmajor Capital Project Fund
Balance Sheet
June 30, 2022

	4000	4003	4005	4008	4036	4039	4045	4046	4047	4053	4054	4057
	Number	Job Bond	Urban	Goodall	Revolving Loan	CGA	Goodall	Downtown	High School	Railbed	Consolidated	SRE
	One Pond	Assistance	Forestry	Statue	Funds - SHS	Clean Up	Brook	Revitalization	Construction	Trail	Elementary	Building
					and JH		Watershed				Construction	Airport
ASSETS												
Cash and cash equivalents	\$ 200	\$ 752	\$ 5,590	\$ 1,252		\$ 965	\$ 67,348	\$ 335,944	\$ 2,117,198	\$ 119	\$ 1,198,702	
Accounts receivable											3,158	\$ 31,103
Interfund Loans Receivable												
Total assets	200	752	5,590	1,252		965	67,348	335,944	2,117,198	119	1,201,860	31,103
LIABILITIES AND FUND BALANCE												
Liabilities:												
Deficit Cash					\$ 44,920							
Accounts payable									247,732		3,422	
Interfund loans payable				300		965	70,148	300,750				31,103
Total liabilities				300	44,920	965	70,148	300,750	247,732		3,422	31,103
Fund balance (deficit):												
Restricted									1,869,466		1,198,438	
Committed	200	752	5,590	952	(44,920)	-	(2,800)	35,194		119		
Unassigned					(44,920)	-	(2,800)	35,194				
Total fund balance (deficit)	200	752	5,590	952	(44,920)	-	(2,800)	35,194	1,869,466	119	1,198,438	
Total liabilities and fund balance	\$ 200	\$ 752	\$ 5,590	\$ 1,252	\$ -	\$ 965	\$ 67,348	\$ 335,944	\$ 2,117,198	\$ 119	\$ 1,201,860	\$ 31,103

City of Sanford, Maine
Nonmajor Capital Project Fund
Balance Sheet
June 30, 2022

	4058	4061	4066	4065	4067	4068	4069	4070	4200	4024	Totals
	EDA	Dam	Road	West Side	AIP No. 33 Taxiway C	VW Grant & Phosphorus	York County Soil and Water	SFM	Facility Upgrade	West Side Development	
ASSETS											
Cash and cash equivalents											
Accounts receivable	\$ 692,288	\$ 8,113	\$ 426,920	\$ 31,907	\$ 158,385	\$ 197,085			\$ 3,202,743	\$ 250,000	\$ 8,695,511
Interfund Loans Receivable	76,921										111,182
		9,400									9,400
Total assets	769,209	17,513	426,920	31,907	158,385	197,085			3,202,743	250,000	8,816,093
LIABILITIES AND FUND BALANCE											
Liabilities:											
Deficit Cash											44,920
Accounts payable									90,000		341,154
Interfund loans payable	1,032,296	98,584	426,920	403,077	207,864	197,085	5,190	\$ 1,800			2,776,082
Total liabilities	1,032,296	98,584	426,920	403,077	207,864	197,085	5,190	1,800	90,000	-	3,162,156
Fund balance (deficit):											
Restricted			-						3,112,743	250,000	6,430,647
Committed											7,613
Unassigned	(263,087)	(81,071)		(371,170)	(49,479)	-	(5,190)	(1,800)			(784,323)
Total fund balance (deficit)	(263,087)	(81,071)	-	(371,170)	(49,479)	-	(5,190)	(1,800)	3,112,743	250,000	5,653,937
Total liabilities and fund balance	\$ 769,209	\$ 17,513	\$ 426,920	\$ 31,907	\$ 158,385	\$ 197,085	\$ -	\$ -	\$ 3,202,743	\$ 250,000	\$ 8,816,093

City of Sanford, Maine
Nonmajor Capital Project Funds
Statement of Revenues, Expenditures and Changes in Fund Balance
For the Year Ended June 30, 2022

81

City of Sanford, Maine
Nonmajor Capital Project Funds
Statement of Revenues, Expenditures and Changes in Fund Balance
For the Year Ended June 30, 2022

	4058 EDA Broadband Infrastructure	4061 Dam Repair	4065 West Side Development	4066 Road Construction	4067 AIP No. 33 Taxiway C Rehab	4068 VW Grant & Phosphorus Grant	4069 York County Soil and Water Grant	4070 SFM Planning Study	4200 Facility Upgrade	4024 West Side Development	Totals
Revenues:											
Intergovernmental					\$ 158,385	\$ 116,794	\$ 195,000			\$	\$ 814,472
Interest Earned									\$ 4,946		8,266
Other	\$ -	-	\$ 31,907								388,361
Total revenues		-	31,907		158,385	116,794	195,000		4,946		1,211,099
Expenditures:											
Capital Improvements		599	358,902	426,920	\$ 79,467	\$ 116,794	\$ 200,190	\$ 1,800	\$ 1,788,581	\$ -	5,046,486
Total expenditures		599	358,902	426,920	79,467	116,794	200,190	1,800	1,788,581		5,046,486
Excess (deficiency) of revenues over (under) expenditures		(599)	(326,995)	(426,920)	78,918		(5,190)	(1,800)	(1,783,635)		(3,835,387)
Other financing sources (uses):											
Bond proceeds										250,000	250,000
Transfers in		18,113									18,113
Total other financing sources (uses)		18,113	-	-	-	-	-	-	-	250,000	268,113
Net change in fund balances	-	17,514	(326,995)	(426,920)	78,918	-	(5,190)	(1,800)	(1,783,635)	250,000	(3,567,274)
Fund balances (deficit), beginning of year	\$ (263,087)	(98,585)	44,175	426,920	128,397				4,896,378		9,221,211
Fund balances (deficit), end of year	\$ (263,087)	\$ (81,071)	\$ (371,170)	\$ -	\$ (49,479)	\$ -	\$ (5,190)	\$ (1,800)	\$ 3,112,743	\$ 250,000	\$ 5,653,937

City of Sanford, Maine
Nonmajor Permanent Funds
Combining Balance Sheet
June 30, 2022

	7000	7001	7002	7003	7008	7012	7016	Totals
	Gowen Park Trust	Maintenance Fund	Oakdale Cemetery Maintenance Trust	Nutter Trust	Holdsworth Park Trust	Goodall Park Trust	D&L Pence Charitable Trust	
ASSETS								
Cash and cash equivalents	\$ 71,605		\$ 549,346	\$ 24,846	155,223	\$ 63,324	\$ 20,000	\$ 884,344
Accounts receivable					\$ -			-
Investments					380,520			380,520
Land (held for investment)					109,500			109,500
Total assets	71,605		549,346	24,846	645,243	63,324	20,000	1,374,364
LIABILITIES AND FUND BALANCES								
Liabilities:								
Deficit cash								
Interfund loans payable	18,960	-	35,175		144,190	20,156	3,878	222,359
Total liabilities	18,960	-	35,175	-	144,190	20,156	3,878	222,359
Fund balances:								
Nonspendable Principal		\$ 6,000						6,000
Nonspendable Land					109,500			109,500
Restricted Expendable Income	52,645	(6,000)	514,171	24,846	391,553	43,168	16,122	1,036,505
Total fund balances	52,645	(6,000)	514,171	24,846	501,053	43,168	16,122	1,152,005
Total liabilities and fund balances	\$ 71,605	\$ -	\$ 549,346	\$ 24,846	\$ 645,243	\$ 63,324	\$ 20,000	\$ 1,374,364

City of Sanford, Maine
Nonmajor Permanent Funds
Combining Statement of Revenues, Expenditures and Changes in Fund Balances
For the Year Ended June 30, 2022

	7000	7002	7003	7008	7012	7016	
	Gowen	Oakdale Cemetery		Holdsworth		D&L Pence	
	Park	Maintenance	Nutter	Park	Goodall	Charitable	
	Trust	Trust	Trust	Trust	Park	Trust	Totals
Revenues:							
Interest and dividends	\$ 24	\$ 111	\$ 24			\$ 20,000	\$ 20,159
Donations	17,030	35,175			\$ 31,464		83,669
Total revenues	17,054	35,286	24	-	31,464	20,000	103,828
Expenditures:							
Public services	12,000			\$ 67,015	20,156	3,878	103,049
Total expenditures	12,000			67,015	20,156	3,878	103,049
Excess (deficiency) of revenues over (under) expenditures	5,054	35,286	24	(67,015)	11,308	16,122	779
Fund balances, beginning of year	47,591	478,885	24,822	568,068	31,860	-	1,151,226
Fund balances, end of year	\$ 52,645	\$ 514,171	\$ 24,846	\$ 501,053	\$ 43,168	\$ 16,122	\$ 1,152,005

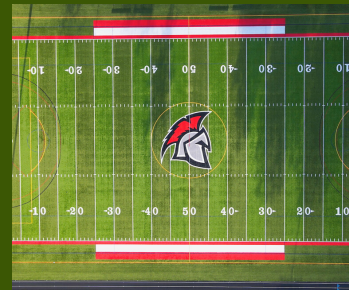

City of Sanford, Maine
Private-Purpose Trust Funds
Combining Statement of Fiduciary Net Position
June 30, 2022

	7004	7005	7009	7010	7011	7013	
	Thornburg Goodall Fund	Lucy Emery Trust	Walter Cyr Trust	High School Scholarship Fund	Sherburne Basketball Fund	School Scholarship Trust	Totals
ASSETS							
Cash and cash equivalents	\$ 1,323	\$ 14,223	\$ 8,589		\$ 7,502	\$ 148,226	\$ 179,863
Investments				\$ 1,386,606		1,766,917	3,153,523
Accounts Receivable						7	7
Total assets	1,323	14,223	8,589	1,386,606	7,502	1,915,150	3,333,393
LIABILITIES AND NET ASSETS							
Liabilities:							
Accounts payable						500	500
Total liabilities						500	500
Net position:							
Nonspendable principal	399						399
Unexpended income	924	14,223	8,589	1,386,606	7,502	1,914,650	3,332,494
Total position assets	1,323	14,223	8,589	1,386,606	7,502	1,914,650	3,332,893
Total liabilities and net position	\$ 1,323	\$ 14,223	\$ 8,589	\$ 1,386,606	\$ 7,502	\$ 1,915,150	\$ 3,333,393

City of Sanford, Maine
Private-purpose Trust Funds
Combining Statement of Changes in Fiduciary Net Position
For the Year Ended June 30, 2022

	7004	7005	7009	7010	7011	7013	
	Thornburg	Lucy	Walter	High School	Sherburne	School	
	Goodall	Emery	Cyr	Scholarship	Basketball	Scholarship	
	Fund	Trust	Trust	Fund	Fund	Trust	Totals
Additions (reductions)							
Donations, interest, dividends and investment gains or (losses)	\$ 4	\$ 43	\$ 9	\$ (157,546)	\$ 12	\$ 336,880	\$ 179,402
Total additions (reductions)	4	43	9	(157,546)	12	336,880	179,402
Deductions:							
School scholarships				19,246			19,246
Expense						488,573	488,573
Capital outlay							
Total deductions				19,246		488,573	507,819
Changes in net assets	4	43	9	(176,792)	12	(151,693)	(328,417)
Net position, beginning of year	1,319	14,180	8,580	1,563,398	7,490	2,066,343	3,661,310
Net position, end of year	\$ 1,323	\$ 14,223	\$ 8,589	\$ 1,386,606	\$ 7,502	\$ 1,914,650	\$ 3,332,893

IN MEMORY OF THOSE WHO PASSED ON IN 2022



Nehemiah Wallace Ames
Barbara Clough Anderson
Thomas John Anderson
Leon R. Arel
Anthony N Attardi
Larry Dean Baisden
Roland E. M.D. Baker
David Paul Baldwin
Rodney Allen Ballou
Gregory Allen Barnhart
Lewis Earl Barrows
Mary Ann Baxter
Sylvia Edith Beason
Daniel P. Beaudoin
Raymond Valmore Beaudoin
Marielle Claire Belanger
Norman W. Belanger
Steven Lewis Belanger
Eugene Harry Bennett
Joyce J. Bergeron
Pauline Bernier
Jacquelyn Berry
John Ethan Bertram
Amy Beth Boedding-Jensen
Daniel A. Boisvert,
Glenn R. Bouchard
Patrick V. Bourque Jr.
Raymond Bourre
William J. Bowker
Barbara Ann Boyle,
Milton Lorimer Boyle Jr.
Randel David Brackett
Richard Harding Bragg Jr.
Shannon Marie Brennan
Dane Robert Brooks
George Eugene Brooks Jr.
Brett J. Brusso
Jerry Wayne Bucchio
Priscilla H. Bucklin
Estelle Bulger
Dana Frederic Burridge
John Floyd Butler
Ronald Bruce Butler
Peter Thomas Caramihalis

Andrew Anthony Carbon
Cora R. Carlson
Curt J. Carlson
Eleanor Rebecca Carlson
Cynthia A. Carpenter
Marguerite Carson
Michael Andrew Cassell
Delvina Nicolita Castagna
Tempi Lynne Cavanaugh
Elwin J. Chadbourne Jr.
Edna L. Chapman
Raymond M. Charpentier
Herbert L. Jr. Chase
Mary Curtis Chase
Edward T. Clarke Jr.
Evelyn U. Click
Roger Leon Colby
Donna Elaine Cole
Thomas Cole
Martin W. Conley
Eric W. Cook
Christopher Allen Coombs
Mary Helen Costa
Lisa M. Cote
Scott Christopher Crawford
Joshua Cory Cudworth
Thomas F. Cummings Sr.
Ruth Ella Cunningham
Lorraine A. Curit
Mark Linton Cyr
Olive E. Daley
Tracie Lynn Daney
Joan N. Daskey
Marjorie E. Dawson
Geraldine Z. Day
James T. Deignan
Maurice Leo Delafontaine
Claire A. Delehanty
Frances Mary Denham
Richard Allen Desmond
John P. Desruisseaux
William Francis Dezutter
Marion Freida Dickinson
Anthony Joseph DiMauro Jr

Ruth Mae Downs
Stephen James Driscoll
Elaine Theresa Dubois
Helen L. Dubuque
Raynore L. Ducharme
Shirley Louise Ducharme
Amber J. Dunham
Annette Cecile Dunlap
Jacques N. Dupuis
Harold James Duranceau Jr.
Norman L. Edgerly Jr.
Richard Eie
Lucille A. Emery
Allan Ray Erickson
William N. Erven
Nicole Lynn Farrar
Laurette D. Fortin
Mary Anne Foster
Michael Andrew Foster
Shirley Elizabeth Francis
Norman Louis Fraser
Jonathan L. Freeman Sr.
Salome D. Freitas
George Gordon French
Ray W. Friend
Beverly June Gagne
Marlene M. Gagne
Betty Jo Gardner
Gerard Michael Garon
Barbara Louise Garron
Bertha M. Gendreau
Laura E. Ghidoni
Jeffrey L. Gibbs
Donna Lee Gilpatrick
Delbert W. Glidden
Jeanne Aurora Glidden
Kimberly D. Gonyer
Linden D. Goodrich
Richard E. Goodwin
Shirley Goodwin
Paul J. Gouin
Gary W. Green
Michele Jacqueline Griner
Kim Diane Gromyko


Gary Lee Guertin
Samuel D. Hammond
Robert K. Hanson
Carolyn J. Harada
Lorraine Lola Harmon
Margaret Louise Hatch
Louise Alice Holmes
Richard Allen Houle
Roger Michael Houle
Robert C. Hussey
Karen Janet Ireland
Jeanette N. Jackson
Priscilla A. Jackson
Desmond Tristan Jacques
Marie Collette Jacques
Stella Jariz
Marlene E. Jenkins
Dale Linda Johnson,
Richard Franklin Johnson
Robert Joseph Johnson
Dolores Jane Jones
Lee R. Jones
Susan M. Jordan
Karolyn Jane Jowett
Kathy Karpeles PhD
Paul Richard Kimball Jr.
Sonya Ardell Kimball
James Michael King
James V. King
Elizabeth Kinney
Joseph B. Kraus
Steven Charles Kumka
Christopher William LaBelle
Elizabeth Ellen LaFortune
Rose Marie LaFrance
Todd Edward Lanigan
Romeo G. Laroche
Linda Marlene Lavigne
Rodney D. Lavigne
Patrick M. LeBlanc
Michael E. LeBorgne
Alan David LeBrun
Richard E. LeClair
Scott R. LeClair

Beatrice Lillian Legere
Michael David Legere
Monique M. Lemay
Cheryld Ann Letourneau
Lorraine P. Leveille
Deanna Eleanora Lucas
Robert A. Lugiano Sr.
Deborah J. Lund
Juanita Clough Luscomb
Patricia C. Lusker
Linda J. Lyman
Philip J. Lynch
Robert R. Marcoux
Benjamin G. Marshall Jr.
Jenise R. Martin
Joyce M. Martin
Reinette J. Martin
Gloria C. Maurais
Robert A. Maurice
Rene Joseph Maxfield Jr.
Catherine M. May
Aline M. Mayo
Philip L. Mayrand
Carolyn Ann McAdams
William McCabe
Raymond Bernard McCall
Lisa S. McConihe
Scott Allen McCormack
Abram Alexander McCoy
Wallace J. McDonald
Douglas W. McDougall
Srars Sophia Meas
Kenneth S. Mills
Claire C. Morin
Rena T. Morin
Virginia H. Morin
Judy A. Morley
Kenneth E. Moulton
Cynthia A. Mullen-Bryant
Kathleen V. Murphy
Denis Edward Nadeau
Gary A. Naylor
Doris A. Nevison
Naomi B. Newell

Lois Patricia Nickerson
Ernest Joseph Normand
Donald J. Norton
Walter R. Novack
Gary Fred O'Connell
Paislee Margaret Oak
Daniel James Oliveira
Brenda D. Osmer
Leslie Harold Osteen Jr.
Cheryl Jean Ouellette
Ava Lou Owens
David Allen Page Jr.
Stephen F. Paskiewicz
Jewel A. Peck
Joyce Pelletier
Leon H. Pelletier
William E. Pelletier
Helen J. Penney
Jacqueline Kay Penney
Linda Pepin
David Wayne Pettibone
Gayle Marie Phelan
Roberta J. Picard
Nancy Katherine Pike
Joseph Julian Porter
John David Portigue
Richard Alexander Potorski
Lee Russell Proulx
Tonya Lynn Quill
David John Racicot
Megan W. Rand
Harold Lincoln Randall
Mary Ann J. Randall
Ruth L. Rankin
Edmund Charles Rice
Dorothy P. Richard
Leo Ernest Richard
Linda G. Richardson
Glen Allen Ridley
Albert Joseph Riendeau
Gerard Rivard
Matthew A. Rogers
Beverly A. Roy
James P. Roy

Kathleen Rozenas
Lois J. Ryea
Nancy-Alice Salisbury
Georgia M. Sargent
Helen Adella Sargent
Judy Ann Savage
David Scott
Carl S. Sellers
Robert Thomas Severance Sr.
Tracy L. Shink
Cynthia Lee Simoneau
Ann Elizabeth Sinclair
Laurel M. Smalley
Beverly A. Smith
Carl E. Smith Sr.
Derek Michael Smith
Hazel Ruth Smith
Mary Winona Smith
Ruth A. Smith
Stacy Smith
Joshua Paul Spencer
Pamela Lynn St Peter
Ann G. St. Cyr
Violet Doris St. Jean
Larry Wayne Stone
Gary A. Surrell
Richard L. Sweeney
Joseph Tanguay
Frances Merle Therrien
Rita Joan Thibeault
Paula M. Todd
Ruth Ann Toutwid
Thomas J. Tremblay
John Lawrence Tuttle Jr.
Rose Marie Tuttle
Maryann Rose Vachon
Maurice H. Vermette
Raymond G. Vilandry
David Ernest Vincent
David A. Warren
Bradford M. Waterhouse
Dorothy J. Weeden
James Hendy Welch
Jerrill Norman West Jr.

Sandra Jean Wheeler
Eva P. White
Kevin Whitford
Marida Anne Wilkins
Brenda Elaine Williams
John E. Williams
Robert B. Williams
Thomas Dearborn Williams
Robert L. Wolfe
Michael L. Zientek



HOURS OF OPERATION

SANFORD/SPRINGVALE CITY HALL
919 Main Street
Sanford, Maine 04073

HOURS OF OPERATION:
Monday – Thursday
7:30 am – 5:30 pm

CITY CLERK & TAX COLLECTOR OFFICE HOURS
Monday – Thursday
7:30 am – 5:30 pm
Closed Friday, Saturday & Sunday

CITY HALL HOLIDAYS

New Years Day
Martin Luther King
Day Presidents Day
Patriots Day

Memorial Day
Independence Day
Labor Day
Indigenous Peoples' Day

Veteran's Day
Thanksgiving Day
Day after Thanksgiving
Christmas Day

CITY COUNCIL REGULAR MEETINGS
1st and 3rd Tuesdays
6:00 pm in the City Hall Annex Council Chambers

SANFORD SCHOOL DEPARTMENT
917 Main Street, Suite 200
Sanford, Maine 04073
Phone: 324-2810
Office Hours: Monday – Friday 8:00 am – 4:30 pm

SANFORD TRANSFER STATION & RECYCLING CENTER
81 Rushton Street
Sanford, Maine 04073
Phone: 324-9135
Hours of Operation:
Tuesday – Friday 7:30 – 3 pm
Saturday 7:30 – 12:00 pm


*Please note that during snow/storm events, the Transfer Station may be CLOSED so personnel can treat the roads. It may also be closed the day after an overnight snow/storm event as personnel were responding throughout the night.

In weeks when holidays are observed on workdays, check the City's website for transfer station operating hours, or call 324-9135.

SANFORD

Sanford Springvale

Your future is here



04073