

**CITY CLERKS: PLEASE POST**

**AGENDA**

**PALOS VERDES PENINSULA  
REGIONAL CONTRACT LAW COMMITTEE**

**THURSDAY, AUGUST 12, 2021  
7:30 A.M.\***

**VIRTUAL MEETING**

Pursuant to Section 3 of [Executive Order N-29-20](#), issued by Governor Gavin Newsom on March 17, 2020, the meeting of the Regional Contract Law Committee for Thursday, August 12, 2021, at 7:30 a.m.\*, will be conducted via teleconference using the Zoom platform. Please see separate cover for public participation options.

*\* Meeting will begin immediately following the preceding  
Peninsula Public Safety Committee meeting*

1. **CALL TO ORDER**
2. **ROLL CALL**
3. **PUBLIC COMMENT**

**NOTE:** *This is the appropriate time for members of the public to make comments regarding items not listed on this agenda. Pursuant to the Brown Act, no action will take place on any items not listed on the agenda.*

4. **APPROVAL OF MINUTES**

- A. MINUTES OF MAY 13, 2021

5. **OLD BUSINESS**

- A. UPDATE ON REGIONAL CONTRACT LAW CITIES LOGO ON SHERIFF'S VEHICLES (RPV)

6. **NEW BUSINESS**

- A. QUARTERLY LAW ENFORCEMENT/TRAFFIC/COMMUNITY OUTREACH REPORT (LA COUNTY SHERIFF'S DEPARTMENT)
- B. EVALUATION OF WESTMED/ McCORMICK AMBULANCE RESPONSE TIMES (RH)

7. **OTHER MATTERS FROM REGIONAL LAW ENFORCEMENT COMMITTEE MEMBERS**

None.

**NOTE:** *This is the appropriate time for Committee Members to direct the placement of items for future action on upcoming agendas.*

8. **ADJOURNMENT**

- A. Next regular meeting Thursday, November 11, 2021 at 7:30 a.m. immediately following the preceding Peninsula Public Safety Committee meeting.



**PALOS VERDES PENINSULA  
REGIONAL CONTRACT LAW ENFORCEMENT  
MINUTES TO MEETING ON THURSDAY, MAY 13, 2021**

**I. CALL TO ORDER**

A meeting of the Palos Verdes Peninsula Regional Law Enforcement was called to order by Chair Dieringer at 8:40 a.m. via Zoom.

**II. ROLL CALL**

**PRESENT:**           **Rancho Palos Verdes**  
Eric Alegria, Mayor  
David Bradley, Mayor Pro Tem  
**Rolling Hills Estates**  
Steve Zuckerman, Mayor  
**Rolling Hills**  
Bea Dieringer, Mayor

**ABSENT:**           None

**ALSO PRESENT:** **Rancho Palos Verdes**  
Ara Mihranian, City Manager  
Karina Bañales, Deputy City Manager  
Jesse Villalpando, Emergency Services Coordinator  
McKenzie Bright, Administrative Analyst  
**Rolling Hills Estates**  
Greg Grammer, City Manager  
Alexa Davis, Assistant City Manager  
Jessica Slawson, Administrative Analyst  
**Rolling Hills**  
Elaine Jeng, City Manager  
**Palos Verdes Estates**  
Tony Best, Acting Police Chief  
Marcelle Herrera, Community Relations Officer  
**Los Angeles County Sheriff's Department**  
Captain James Powers, Lomita Sheriff's Station  
**Palos Verdes Peninsula Unified School District**  
Brenna Terrones, Assistant Superintendent of Admin Services  
Linda Reid, Member of Board of Education

**III. PUBLIC COMMENT**

None.

#### **IV. APPROVAL OF MINUTES**

##### **A. MINUTES OF FEBRUARY 11, 2020**

Mayor Dieringer presented the edits to the minutes.

Captain James Powers requested a couple of changes regarding a statement he made.

Chair Eric Alegria motioned to approve the minutes as amended and member Bradley seconded the motion.

**AYES:** Members: Alegria, Bradley, Zuckerman, and Chair Dieringer.

**NOES:** None

#### **V. OLD BUSINESS**

None

#### **VI. NEW BUSINESS**

##### **A. CONSIDER AND APPROVE A PURCHASING POLICY FOR THE REGIONAL CONTRACT LAW CITIES (RPV)**

Administrative Analyst McKenzie Bright reported that occasionally the Los Angeles Sheriff's Department (LASD) request certain items to be purchased that are not included in the contract. She provided an example how radar equipment was purchased in August 2020, and explained that the quote presented to the committee was slightly different than the invoice, and the reason behind the proposal is to reiterate the existing practice where the LASD will present quotes to the committee prior to items being purchased, provide the cautionary agreement between the three cities, and indicated that any purchase below \$3,000 can be approved by the City Manager without presenting it to the committee for approval.

Member Pro Tem Bradley questioned if the \$3,000 budget allowing City Managers to make the discretion if an item should be purchased is split between the three cities. He also questioned if it will be more expeditious to approve an NDE prior to the purchase being made in case the invoice is slightly higher than the estimated cost approved.

Analyst Bright expressed that the \$3,000 will be split between the three cities, and amendments can be made if requested

Chair Dieringer questioned if the purchases being made for the LASD is for equipment only being used for the contracted Peninsula cities, or if they are being used for other unincorporated cities. She asked if the devices being purchased are portable devices, or devices attached to the vehicles. Lastly, she asked if there were any measures in place

within the LACSD indicating that the items being purchased will be used solemnly for the vehicles for the Peninsula Cities, and not shared amongst the department for other cities. Lastly, Mayor Dieringer suggested a process be put in place to account for what is being purchased, how often such requests are made, and why the purchases are being requested.

Captain Powers informed Chair Dieringer that the equipment is used solemnly for the Peninsula contracted cities, unless there is an emergency and the vehicles are needed. He explained that the devices vary from being portable or attached within the vehicles the Sheriff's use, and how there is a policy requiring the Sheriff's using the equipment to care and manage it appropriately. Lastly, the Sheriff's that use the vehicles are expected to also account for their attached vehicle equipment, and if not attached to the vehicle, the equipment should be removed unless an emergency occurs.

Member Alegria made motion to agree and approve of the policy with the clarifications and Member Bradley seconded the motion.

**AYES:** Members: Alegria, Bradley, Zuckerman, and Chair Dieringer

**NOES:** None

#### **B. QUARTERLY LAW ENFORCEMENT/ TRAFFIC/ COMMUNITY OUTREACH REPORT (VERBAL REPORT)**

Member Alegria asked if verbal report could just include actions.

Captain Powers presented statistics for the first quarter of 2021. He also provided information regarding the upcoming Town Hall meeting on May 27, and expressed availability for other areas as needed.

City Manager Jeng informed the members that Captain Powers prepared a presentation as Mayor Pro Tem Bradley's requested such in previous meeting.

Member Bradley clarified that the visual he wanted was to focus on the activities that the Sheriff Department is handling within the contracted cities. He also stated that he felt the important data to know is whether a case has been resolved or are still pending.

Chair Dieringer asked if there was a way to incorporate the number of arrests made for each crime when the crime statistics are provided. She suggested that a yes or no would be sufficient, along with the number of arrests made indicating why the arrests occurred. Lastly, she commended the Sheriff's Department on their actions pertaining to the event that occurred at City of Rolling Hills. The Sheriff's Department were called regarding two suspects attempting to enter the city, and were able to arrest these individuals on miscellaneous accounts, and she wanted clarification regarding whether these individuals were bearing arms.

Captain Powers slightly explained the presentation, and informed members that they will soon begin using a new system to collect data. He also explained that retaining data to specific arrests, like warrant arrest, is out of the scope of work for the department, and he would need to hire an employee to collect and manage that specific data. However, Captain Powers did have specific data regarding robberies and proceed to explain it. Lastly, he confirmed that the two individuals that were arrested upon City of Rolling Hill's notification were bearing arms and therefore were arrested. He also commended the Rolling Hills gate attendant for seeing something suspicious and being comfortable to report it to the authorities.

### **C. MCCORMICK AMBULANCE UPDATE (VERBAL REPORT)**

City Manager Jeng reported the data being covered is explicit to January, February, and March 2021. City Manager Jeng explained the excel spreadsheet, and provided the following incidents that exceeded a response time of more than 9 minutes. For January there were 4 incidents, and for February and March, there was 1 incident in each month.

Chair Dieringer asked if City Manager Jeng could email the excel spreadsheet with the data to all the members.

City Manager Jeng agreed to email the report to the members once meeting ends.

## **VII. OTHER MATTERS FROM REGIONAL CONTRACT LAW ENFORCEMENT COMMITTEE MEMBERS**

Analyst Bright explained the recommendation provided by Member Alegria regarding adding the city logos to the Sheriff's Department vehicles patrolling the three contracted Peninsula Cities. She explained that there will be no cost to the Sheriff's Department, but logos still need to be approved by the LASD. She explained that the benefits will be that the cities are aware of who is patrolling their areas, but the downside is that at times, there are outside Sheriff vehicles assisting who vehicles will not have the logos. However, the good outweighs the bad, and she recommended that the logos be added to the Lomita Sheriff vehicles as well, so all cars that patrol the Peninsula Cities have the logos. She then presented the 3 options for members to consider. Option 1 included the acronyms of the 3 Cities, option 2 included the logos of the 3 Peninsula cities, and option 3 included the logos of the 3 Peninsula Cities and the logo of City of Lomita.

Member Bradley believes that the logos are a great idea, and liked option 2 the most, but also likes option 3, and after Member Alegria commended Analyst Bright on the drafts, he also agreed with Member Bradley's comments.

Member Dieringer also favored option 3, but asked if the 3 Peninsula city logos can be placed together. She also asked for clarification of how many Sheriff's vehicles will have the logos added to their door. Lastly, Chair Dieringer wanted clarification that if motion is approved, that it will be under the Sheriff's Department to attain the resources to place the logos adequately.

City Manager Ara Mirhranian explained how that Lomita is the name of the station contracted with the 3 Peninsula cities, and felt it was appropriate to include their logo as well. However, he clarified that there have been no conversations with the Lomita City Manager at this time.

Resident Larry Maizlish agreed with option 3, and feels that placing the 3 logos of the Peninsula cities together shows unity with law enforcement, although agrees there might be confusion if such vehicles ever need to assist any cities outside the indicated areas.

Captain Powers informed the members that the amount of space on the vehicle door is limited, and need to be measured to ensure the logos fit. He expressed that having specific city logos on some cars that are shared across stations can be an issue, which is why he recommended keeping all 4 city logos, and clarified that not all vehicles will include all logos, for the reasons mentioned by Resident Maizlish. Lastly, Captain Powers explained that at this time, he does not have a specific number on how many vehicles will have the logos and will need to do further research on the matter, and informed the member that the person in charge of adding the decals, creates and adds it to the cars as well.

Mayor Alegria made motion to approve that the logo an option 4, not included, but similar to option 3 that the City of Lomita and Rolling Hills logos are switched to keep the cluster of the Peninsula Cities together, and Mayor Zuckerman seconded the motion.

**AYES:** Members: Alegria, Bradley, Zuckerman, and Chair Dieringer

**NOES:** None

## **VIII. ADJOURNMENT**

There being no further business before the Palos Verdes Peninsula Regional Contract Law Committee, Chair Dieringer adjourned the meeting at 9:30 a.m. The next meeting is scheduled to be held on Thursday, August 12, 2020, beginning at 7:30 a.m.

Respectfully submitted,

---

Janely Sandoval  
City Clerk  
City of Rolling Hills

Approved,

---

Bea Dieringer  
Chair and Mayor,  
City of Rolling Hills



**REGIONAL CONTRACT LAW  
Agenda Item No. 5-A  
Meeting Date: 8-12-21**

## **MEMORANDUM**

**TO: REGIONAL CONTRACT LAW COMMITTEE**  
**FROM: CITY MANAGERS**  
**DATE: AUGUST 12, 2021**  
**SUBJECT: UPDATE ON INSTALLATION OF CITY SEAL DECALS  
ON SHERIFF VEHICLES**  
**PREPARED BY: McKenzie Bright, Rancho Palos Verdes Administrative Analyst**

---

### **RECOMMENDATIONS**

- 1) Review sample decal of the four contract cities and provide direction on moving forward with installation.

### **BACKGROUND AND DISCUSSION**

Cities that contract with the Los Angeles Sheriff's Department have the option to install a decal of the city seal or logo on the rear passenger doors of many Sheriff's vehicles.

At the May 13, 2021, Regional Contract Law Committee (RCLC) meeting, Committee Members directed Staff to move forward with receiving approval of the selected decal design from the Sheriff's Department. The LASD Fleet Management Bureau has shared a photo of the sample decal, included on the following page, for the RCLC's and City of Lomita's review.

The City of Lomita agreed to include their logo in the decal, provided that the group decides to move forward. Staff has transmitted the sample image to Lomita for final approval.

REGIONAL CONTRACT LAW COMMITTEE  
UPDATE ON INSTALLATION OF CITY SEALS ON SHERIFF VEHICLES  
AUGUST 12, 2021  
5-A



## Sample Decal Taped on a Sheriff Vehicle



## Close Up of Decal




## Four City Seals



## **CONCLUSION**

It is recommended that the RCLC review and provide direction on installing city seals on Sheriff vehicles. With the Committee's approval, they will be installed free of charge on select vehicles at Lomita Station.




PENINSULA REGION  
2ND QUARTER  
LAW ENFORCEMENT UPDATE  
2021


***PRESENTED BY  
CAPTAIN JAMES C. POWERS  
LOMITA STATION***







# TRAFFIC





# RANCHO PALOS VERDES

## Traffic Stats

**2019**

**2020**

**2021**

	Apr	May	Jun	Average	Apr	May	Jun	Average	Apr	May	Jun	Average
Total Collisions	18	17	15	17	13	10	13	12	12	13	14	13
Injury Collisions	7	8	6	7	4	4	5	4	5	4	6	5
Enforcement Index	11	16	19	15	9	25	23	19	14	36	12	21
Hazardous Cites	76	123	114	104	36	101	114	84	66	141	71	93
Non-Haz Cites	58	50	33	47	20	34	29	28	16	29	10	18
Parking Cites	60	50	102	71	3	46	36	28	14	27	24	22
DUI Arrests	4	2	0	2	1	0	1	1	2	1	0	1.0
DUI Collisions	2	1	0	1	0	0	0	0	0	0	0	0.0
Fatal Collisions	0	0	0	0	0	0	0	0	0	0	0	0

\*Traffic Enforcement Index: Haz.Cites + DUI Arrests / Fatal + Injury Collisions (20:1)

**2nd Quarter Comparison**

# ROLLING HILLS ESTATES

## Traffic Stats



**2019**

**2020**

**2021**

	Apr	May	Jun	Average	Apr	May	Jun	Average	Apr	May	Jun	Average
Total Collisions	5	8	7	7	3	3	7	4	9	8	11	9
Injury Collisions	0	2	2	1	1	2	2	2	1	4	2	2
Enforcement Index	0	46	42	29	16	10	12	13	28	6	11	15
Hazardous Cites	71	91	83	82	16	20	23	20	28	20	22	23
Non-Haz Cites	10	25	11	15	4	18	6	9	9	6	11	9
Parking Cites	20	36	18	25	0	0	2	1	2	2	2	2
DUI Arrests	0	0	0	0	0	0	0	0.0	0	3	0	1
DUI Collisions	0	0	0	0	0	0	0	0.0	0	1	0	0
Fatal Collisions	0	0	0	0	0	0	0	0	0	0	0	0

\*Traffic Enforcement Index: Haz.Cites + DUI Arrests / Fatal + Injury Collisions (20:1)

**2nd Quarter Comparison**



# ROLLING HILLS

## Traffic Stats

**2019**

**2020**

**2021**

Apr May Jun **Average** Apr May Jun **Average** Apr May Jun **Average**

Total Collisions	1	0	1	1	0	1	0	0	0	2	0	1
Injury Collisions	1	0	1	1	0	1	0	0	0	1	0	0
Enforcement Index	25	0	33	19	0	6	0	2	0	6	0	2
Hazardous Cites	25	45	33	34	2	5	7	5	21	6	0	9
Non-Haz Cites	0	0	0	0	10	0	0	3	0	1	0	0
Parking Cites	0	0	0	0	0	0	0	0	0	0	0	0
DUI Arrests	0	0	0	0	0	1	0	0	0	0	0	0
DUI Collisions	0	0	0	0	0	1	0	0	0	0	0	0
Fatal Collisions	0	0	0	0	0	0	0	0	0	0	0	0

\*Traffic Enforcement Index: Haz.Cites + DUI Arrests / Fatal + Injury Collisions (20:1)

**2nd Quarter Comparison**





# PENINSULA REGION

## Totals

**2019**

**2020**

**2021**

	Apr	May	Jun	Average	Apr	May	Jun	Average	Apr	May	Jun	Average
Total Collisions	24	25	23	24	14	14	20	16	21	23	25	23
Injury Collisions	8	10	8	9	4	7	7	6	6	9	8	8
Enforcement Index	22	26	29	26	14	18	21	18	20	20	12	17
Hazardous Cites	172	259	230	220	54	126	144	108	115	167	93	125
Non-Haz Cites	68	75	44	62	34	52	35	40	25	36	21	27
Parking Cites	80	86	120	95	3	46	38	29	16	29	26	24
DUI Arrests	4	2	0	2	1	1	1	1	2	4	0	2
DUI Collisions	2	1	0	1	0	1	0	0	0	1	0	0
Fatal Collisions	0	0	0	0	0	0	0	0	0	0	0	0

\*Traffic Enforcement Index: Haz.Cites + DUI Arrests / Fatal + Injury Collisions (20:1)

**2nd Quarter Comparison**

# 2021 CRIME STATS

## 2nd QUARTER

\* SHERIFF \* DO NOT CROSS \* CRIME SCENE \* DO NOT CROSS \* SHERIFF \*

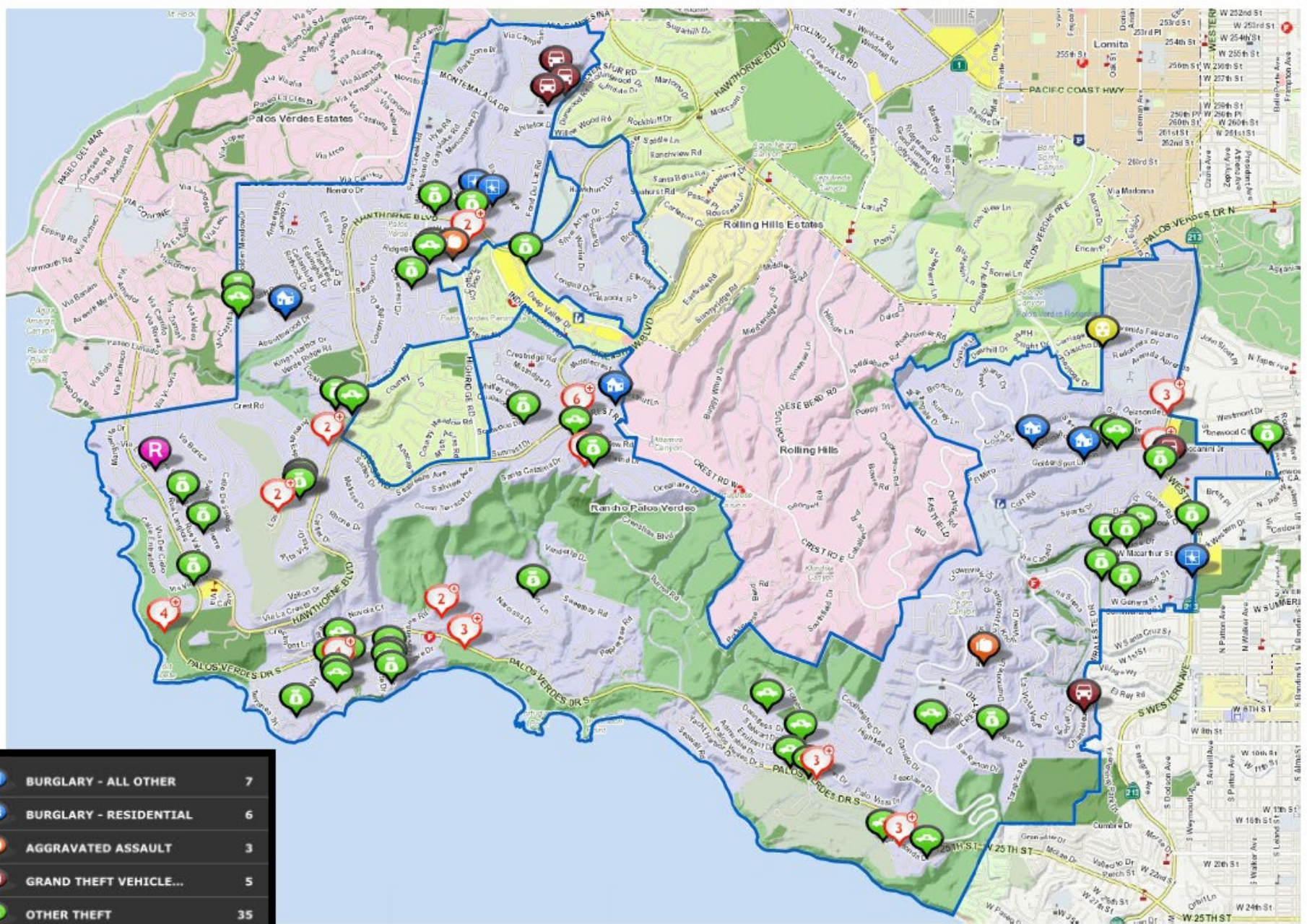




# 2021 PART I – 2nd QUARTER COMPARISON

## Rancho Palos Verdes

	2021	2020	2019	2018	2017
Homicide	0	0	0	0	0
Rape	1	0	2	1	1
Robbery	2	1	0	2	2
Aggravated Assault	5	5	4	4	5
Burglary, Residence	5	13	13	28	28
Burglary, Structure	5	10	9	5	12
Vehicle Burglary	29	14	10	16	15
Theft from Vehicle	7	11	22	28	20
Other Larceny / Theft	36	19	28	29	21
Grand Theft Auto	8	7	7	11	8
Arson	0	0	0	0	0
<b>TOTAL</b>	<b>98</b>	<b>80</b>	<b>95</b>	<b>124</b>	<b>112</b>



	BURGLARY - ALL OTHER	7
	BURGLARY - RESIDENTIAL	6
	AGGRAVATED ASSAULT	3
	GRAND THEFT VEHICLE...	5
	OTHER THEFT	35
	RAPE	1
	ROBBERY	2
	THEFT FROM MOTOR...	44





# PART II CRIME ACTIVITY COMPARISON

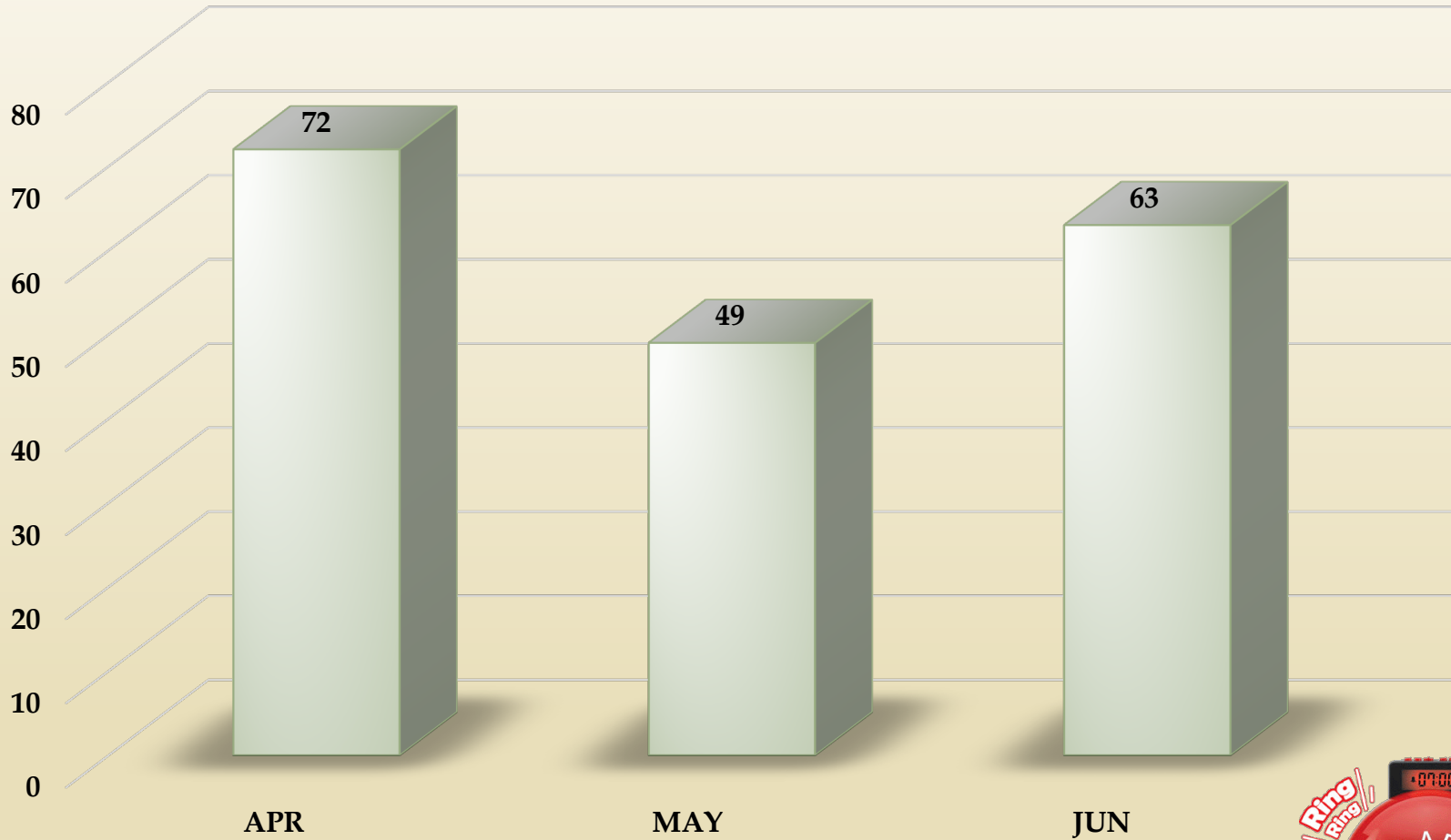
## Rancho Palos Verdes 2nd Quarter

	2021	2020	2019	2018	2017
Forgery	3	3	6	13	14
Fraud/ID Theft	21	36	30	34	32
Sex Offense, Felony	0	4	0	0	1
Sex Offense, Misdemeanor	1	1	3	3	4
Non-Aggravated Assault	8	17	4	8	8
Weapon Laws	2	4	2	3	2
Offenses Against Family	1	1	1	2	2
Liquor Laws	0	0	0	0	0
Drunk-Alcohol/Drugs	0	0	8	2	4
Disorderly Conduct	3	3	3	2	3
Vagrancy	0	0	0	0	1
Gambling	0	0	0	0	0
Drunk Driving-Vehicle/Boat	2	2	4	2	1
Vandalism (Non-graffiti)	12	16	14	18	15
Vandalism (Graffiti)	0	0	0	0	0
Receiving Stolen Property	0	0	0	1	1
Federal Offenses w/o money	0	0	0	0	0
Federal Offenses w/ money	0	2	0	4	5
Felonies, Misc	3	2	2	9	1
Misdemeanors, Misc	12	7	4	8	7
<b>TOTAL CRIME</b>	<b>68</b>	<b>98</b>	<b>81</b>	<b>109</b>	<b>101</b>
<b>ARRESTS</b>					
Part I	12	10	14	19	34
Part II	34	57	64	90	109
<b>TOTAL ARRESTS</b>	<b>46</b>	<b>67</b>	<b>78</b>	<b>109</b>	<b>143</b>
Burglaries	0	1	3	8	7
GTA's	7	4	3	6	18
Narco	6	6	6	20	14



# RANCHO PALOS VERDES

## False Alarms



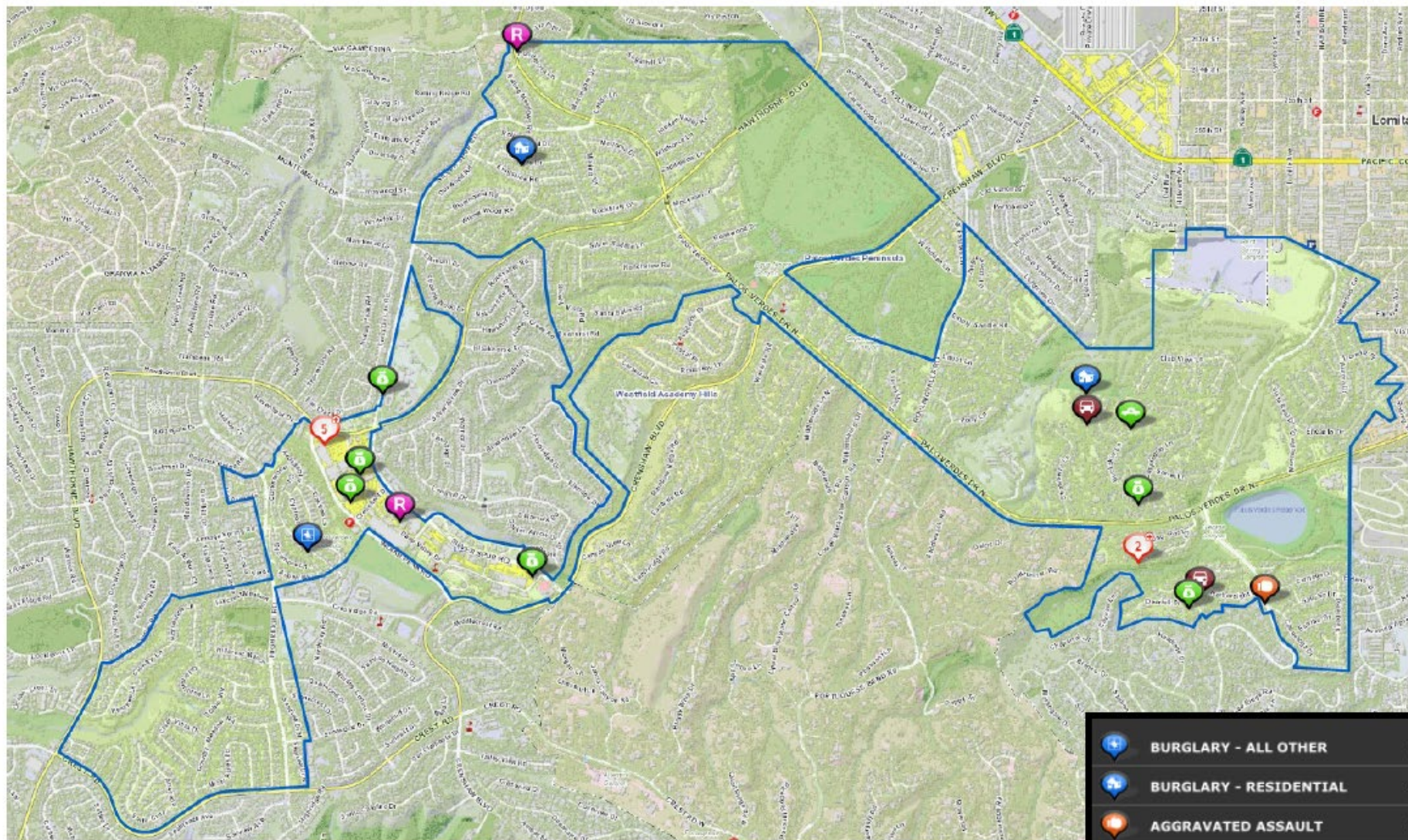
# 2021 PART I – 2nd QUARTER COMPARISON

## Rolling Hills Estates



	2021	2020	2019	2018	2017
Homicide	0	0	0	1	0
Rape	2	0	0	0	0
Robbery	0	0	2	0	2
Aggravated Assault	0	2	3	1	3
Burglary, Residence	3	5	1	1	8
Burglary, Structure	1	1	3	2	4
Vehicle Burglary	1	6	6	3	2
Theft from Vehicle	1	5	1	7	5
Other Larceny / Theft	11	5	13	12	21
Grand Theft Auto	2	0	3	1	2
Arson	0	0	0	0	0
<b>TOTAL</b>	<b>21</b>	<b>24</b>	<b>32</b>	<b>28</b>	<b>47</b>





	BURGLARY - ALL OTHER	1
	BURGLARY - RESIDENTIAL	3
	AGGRAVATED ASSAULT	1
	GRAND THEFT VEHICLE...	2
	OTHER THEFT	11
	RAPE	2
	THEFT FROM MOTOR...	2



# PART II CRIME ACTIVITY COMPARISON

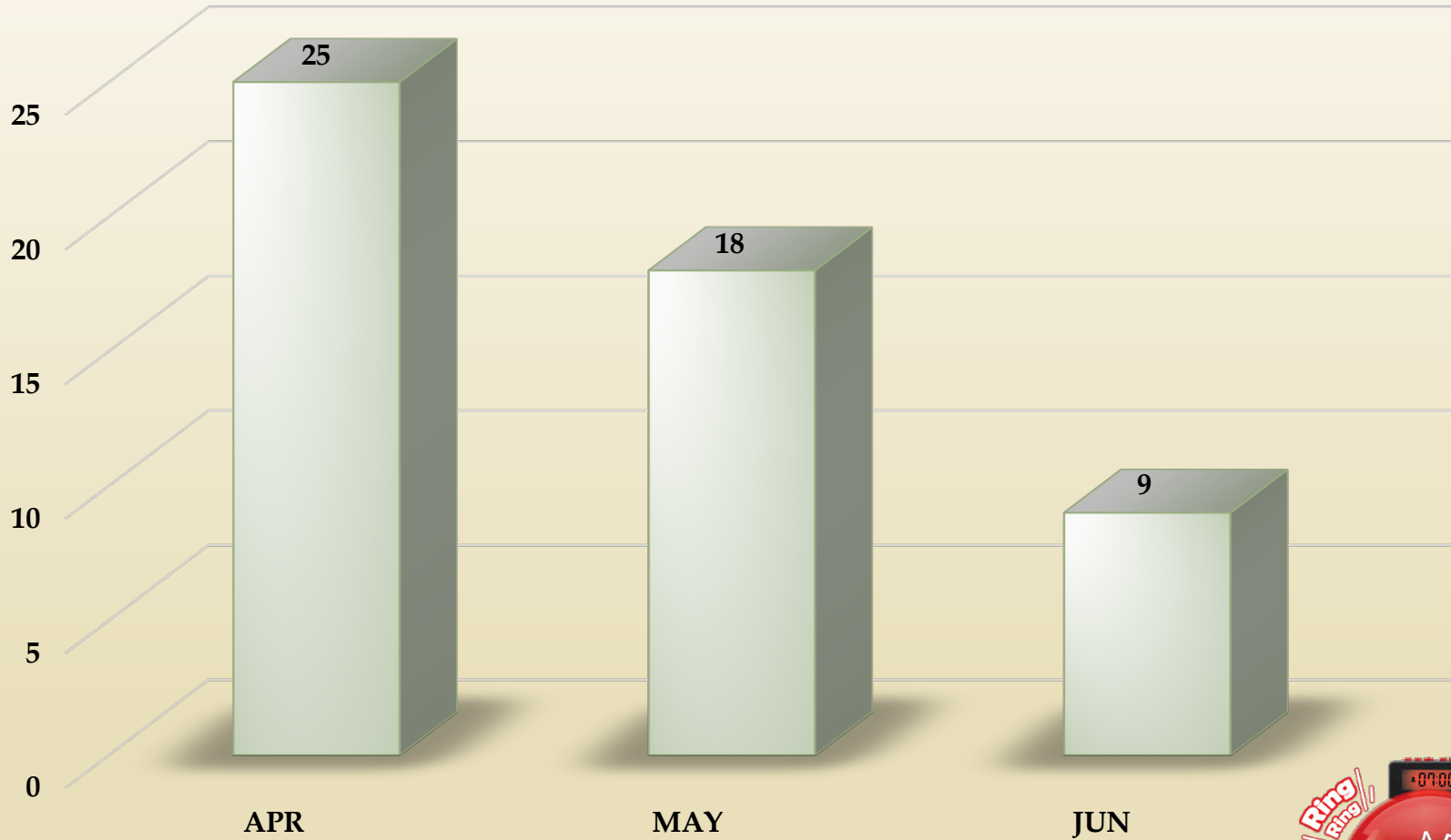
## Rolling Hills Estates 2nd Quarter



	2021	2020	2019	2018	2017
Forgery	2	1	2	2	4
Fraud/ID Theft	4	14	6	5	8
Sex Offense, Felony	1	0	0	0	1
Sex Offense, Misdemeanor	0	0	0	0	0
Non-Aggravated Assault	2	3	1	3	1
Weapon Laws	2	0	0	1	0
Offenses Against Family	0	0	0	1	0
Liquor Laws	0	0	0	0	0
Drunk-Alcohol/Drugs	0	0	2	1	0
Disorderly Conduct	1	0	0	0	0
Vagrancy	0	0	0	0	0
Gambling	0	0	0	0	0
Drunk Driving-Vehicle/ Boat	2	0	0	2	0
Vandalism (Non-graffiti)	4	4	4	6	8
Vandalism (Graffiti)	0	1	0	0	0
Receiving Stolen Property	0	0	0	1	0
Federal Offenses w/o money	0	0	0	0	0
Federal Offenses w/ money	0	3	0	0	3
Felonies, Misc	1	1	0	0	2
Misdemeanors, Misc	0	2	1	1	1
<b>TOTAL CRIME</b>	<b>19</b>	<b>29</b>	<b>16</b>	<b>23</b>	<b>28</b>
<b>ARRESTS</b>					
Part I	3	8	9	8	17
Part II	19	19	18	21	24
<b>TOTAL ARRESTS</b>	<b>22</b>	<b>27</b>	<b>27</b>	<b>29</b>	<b>41</b>
Burglaries	0	4	0	0	7
GTA's	2	1	3	5	4
Narco	0	2	1	1	2

# ROLLING HILLS ESTATES

## False Alarms



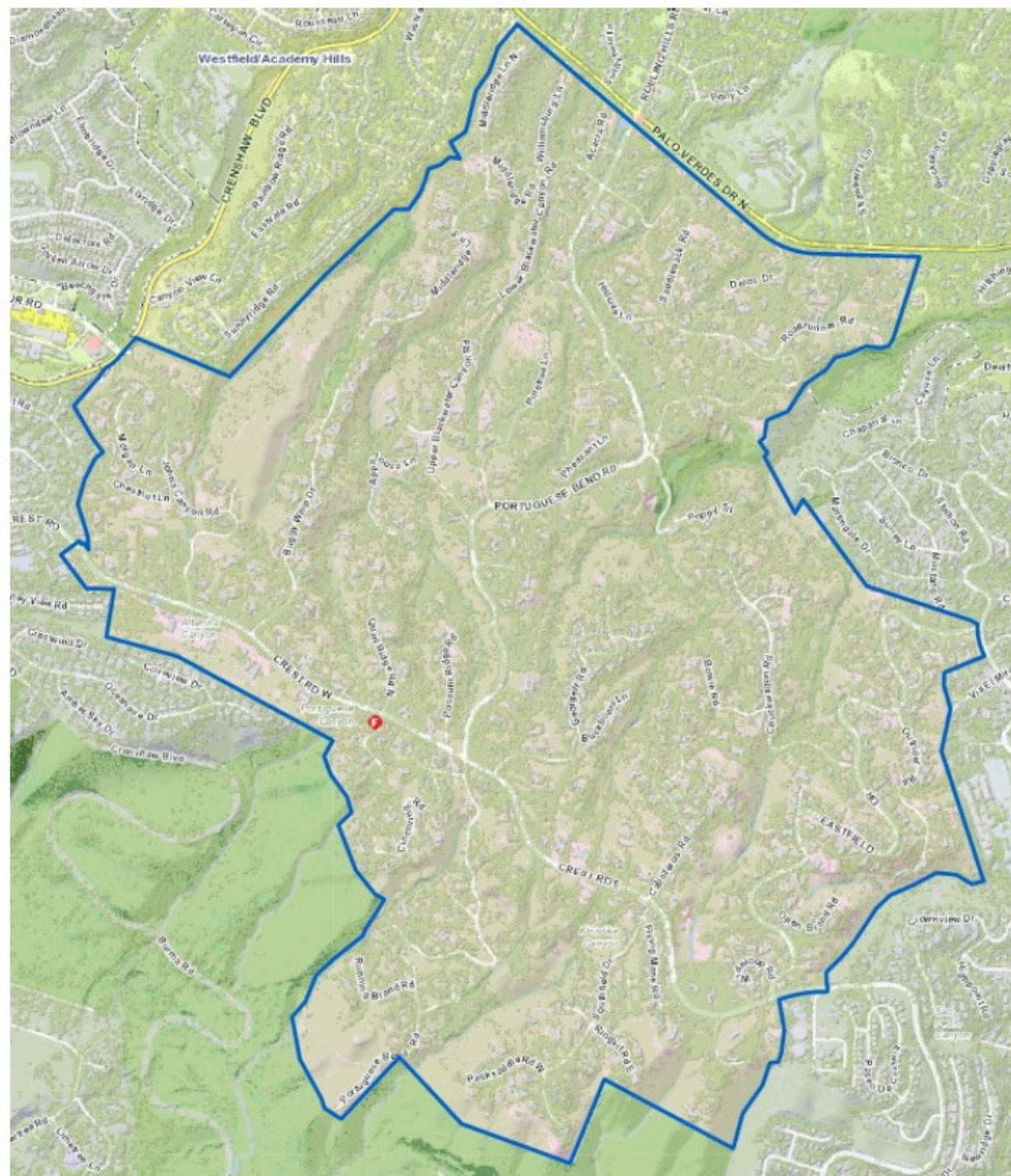


# 2021 PART I – 2nd QUARTER COMPARISON

## Rolling Hills



	2021	2020	2019	2018	2017
Homicide	0	0	0	0	0
Rape	0	0	0	0	0
Robbery	0	0	0	0	0
Aggravated Assault	0	0	0	0	0
Burglary, Residence	0	1	1	0	1
Burglary, Structure	0	0	0	0	0
Vehicle Burglary	0	0	0	0	0
Theft from Vehicle	0	0	0	0	0
Other Larceny / Theft	0	1	1	0	1
Grand Theft Auto	0	0	0	0	0
Arson	0	0	0	0	0
<b>TOTAL</b>	<b>0</b>	<b>2</b>	<b>2</b>	<b>0</b>	<b>2</b>



# Part II Crime Activity Comparison

## Rolling Hills 2nd Quarter



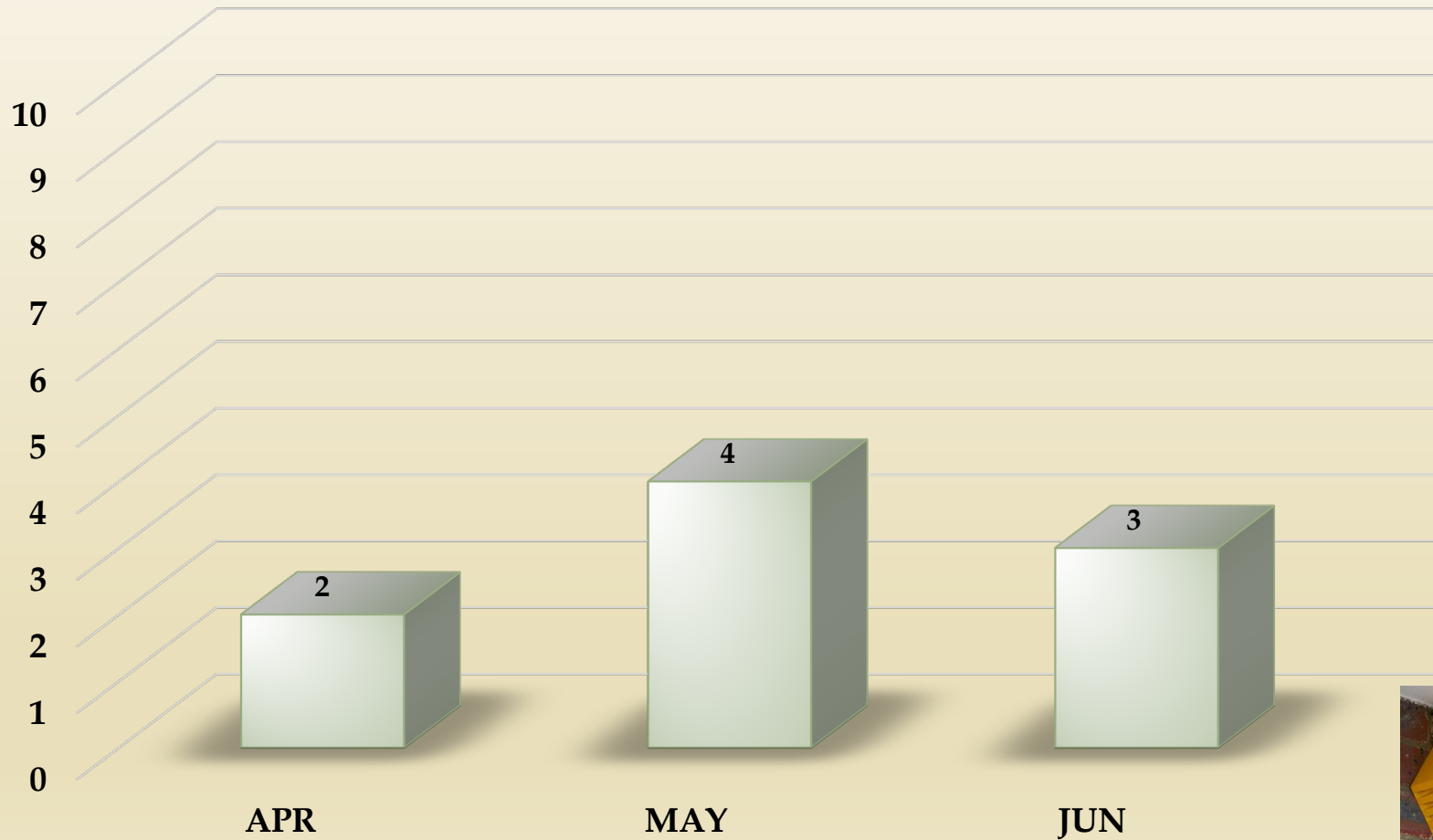
	2021	2020	2019	2018	2017
Forgery	1	0	0	0	1
Fraud/ID Theft	1	1	0	3	1
Sex Offense, Felony	0	0	0	0	0
Sex Offense, Misdemeanor	0	0	0	0	0
Non-Aggravated Assault	2	1	0	0	0
Weapon Laws	0	0	0	0	0
Offenses Against Family	0	1	1	0	0
Liquor Laws	0	0	0	0	0
Drunk-Alcohol/Drugs	0	0	0	0	0
Disorderly Conduct	0	0	0	0	0
Vagrancy	0	0	0	0	0
Gambling	0	0	0	0	0
Drunk Driving-Vehicle/Boat	0	1	0	1	0
Vandalism (Non-graffiti)	0	0	0	0	0
Vandalism (Graffiti)	0	0	0	0	0
Receiving Stolen Property	0	0	0	0	0
Federal Offenses w/o money	0	0	0	0	0
Federal Offenses w/ money	0	0	0	0	0
Felonies, Misc	0	0	1	0	0
Misdemeanors, Misc	0	1	0	0	0
<b>TOTAL CRIME</b>	<b>4</b>	<b>5</b>	<b>2</b>	<b>4</b>	<b>2</b>
<b>ARRESTS</b>					
Part I	0	1	1	0	0
Part II	0	8	1	1	0
<b>TOTAL ARRESTS</b>	<b>0</b>	<b>9</b>	<b>2</b>	<b>1</b>	<b>0</b>
Burglaries	0	0	0	0	0
GTA's	0	1	1	0	0
Narco	0	0	0	0	0





# ROLLING HILLS

## False Alarms

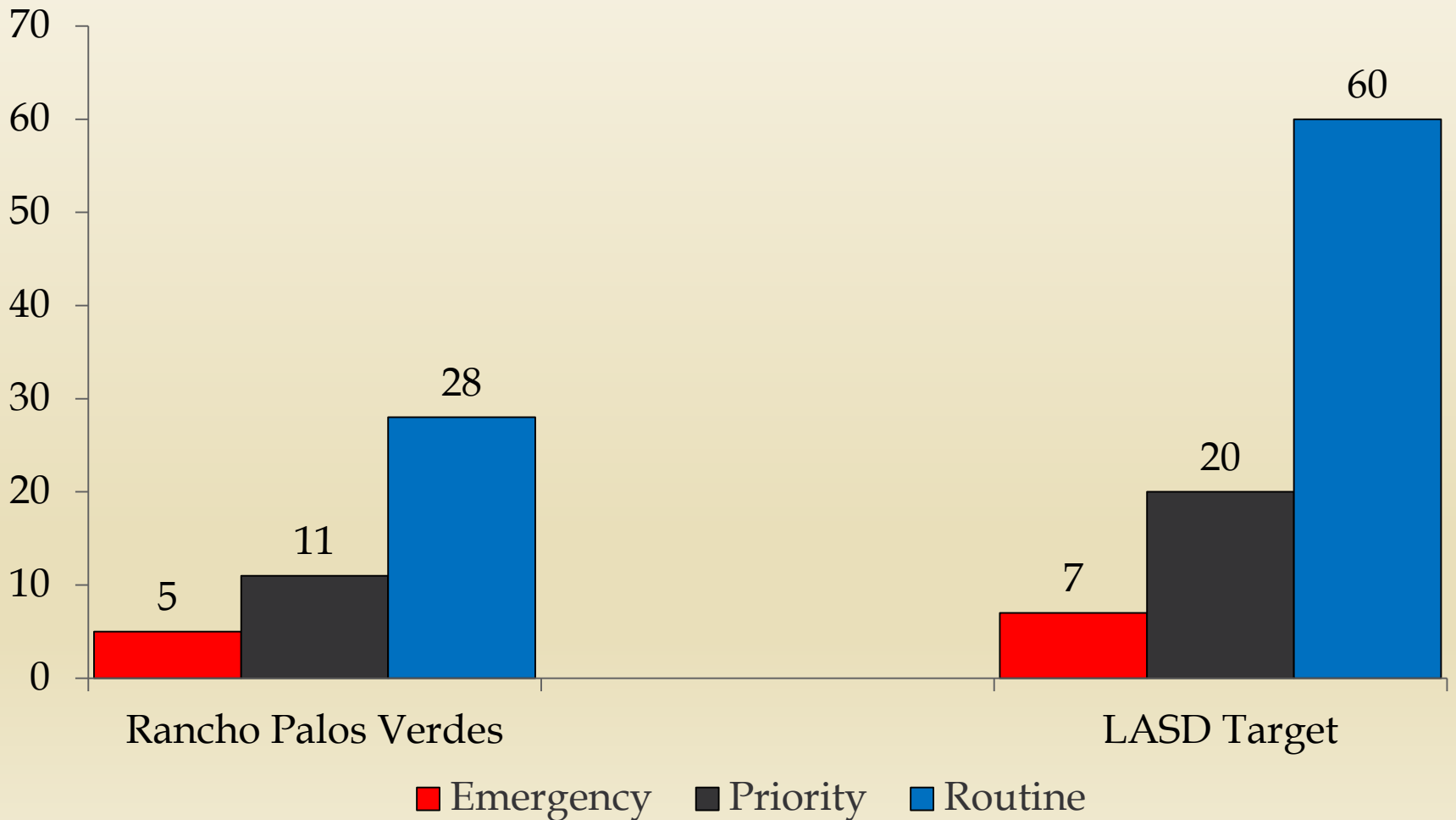


# RESPONSE TIMES



# Rancho Palos Verdes

## 2nd Quarter Average Response Times





# RANCHO PALOS VERDES EMERGENT CALL RESPONSE

## 2nd Quarter 2021 Page 1

DATE	LOCATION	TYPE OF CALL	ENTRY	ENROUTE	ARRIVAL	RESP TIME MIN	TAG
04/01	WESTERN AV	MEDICAL RESCUE	1411	1412	1415	4	75
04/02	GRAYLOG ST	POSS FIRE/SMOKE SEEN	1143	1145	1149	6	49
04/02	ROTHROCK DR	FAMILY DISTURBANCE	2019	2020	2025	6	91
04/03	MACARTHUR ST	TRAFFIC ACCIDENT	1547	1549	1550	3	58
04/03	SAN REMO DR	FAMILY DISTURBANCE	2043	2045	2049	6	75
04/05	STONECREST RD	MEDICAL RESCUE	0207	0208	0208	1	2
04/07	EMERALD VIEW DR	BURG TO RESD	2334	2337	2339	5	125
04/08	HAWTHORNE BL	MISSING PERSON	1604	1605	1607	3	68
04/09	CADDINGTON DR	DISTURBANCE	0012	0113	0116	4	9
04/09	PV DR S	MEDICAL RESCUE	1618	1625	1625	7	79
04/10	OCEAN TRAILS DR	MEDICAL RESCUE	0918	0923	0925	2	39
04/12	ARROWROOT LN	ATTEMPT BURG TO RESD	0208	0208	0208	0	3
04/13	CADDINGTON DR	MEDICAL RESCUE	0642	0643	0647	5	19
04/13	SILVER SPUR RD	POSS BURG TO RESD	1228	1230	1231	3	42
04/13	BEACHVIEW DR	DOMESTIC DISTURBANCE	1926	1930	1932	6	93
04/13	LONGHILL DR	FAMILY DISTURBANCE	2205	2206	2211	6	103
04/16	GAUCHO DR	POSS BURG	0758	0759	0801	3	20
04/17	LOS VERDES DR	MEDICAL RESCUE	1249	1250	1252	3	37
04/17	TERRANEA WY	MEDICAL RESCUE	1544	1544	1547	3	58
04/18	VIA SONOMA	MEDICAL RESCUE	0654	0656	0659	5	19
04/18	LA VISTA VERDE	TRAFFIC ACCIDENT	2338	2339	2345	7	96
04/20	WESTERN AV	MEDICAL RESCUE	0927	0928	0930	3	34
04/20	WESTERN AV	MEDICAL RESCUE	1517	1518	1522	5	55
04/21	CALLE STELLARE	POSS BURG TO RESD	0357	0403	0403	6	5
04/22	MARNE DR	MEDICAL RESCUE	1050	1051	1053	3	26
04/22	RAVEN SPUR DR	MEDICAL RESCUE	2112	2116	2117	5	82
04/25	PV DR E/PV DR S	TRAFFIC ACCIDENT	1357	1358	1400	3	43
04/26	OCEAN CREST DR	DOMESTIC DISTURBANCE	0038	0038	0041	3	2

# RANCHO PALOS VERDES EMERGENT CALL RESPONSE

## 2nd Quarter 2021 Page 2

DATE	LOCATION	TYPE OF CALL	ENTRY	ENROUTE	ARRIVAL	RESP TIME MIN	TAG
04/26	CARTIER DR	MEDICAL RESCUE	1614	1615	1619	5	56
04/27	EMERALD VIEW DR	POSS BURG TO RESD	0447	0450	0455	5	8
04/27	PENINSULA VERDE DR	MEDICAL RESCUE	0747	0748	0751	4	19
04/27	RIDGEFERN CT	FAMILY DISTURBANCE	1438	1440	1445	7	47
04/27	CADDINGTON DR	ATTEMPT SUICIDE	1708	1709	1713	1	58
04/28	WESTERN/WESTMONT	TRAFFIC ACCIDENT	1610	1612	1612	2	79
04/28	MONTEMALAGA DR	TRAFFIC ACCIDENT	2053	2055	2045	2	102
04/30	FORRESTAL DR	POSS WEAPON SEEN	0051	0054	0054	3	3
04/30	ELDENA DR/REDONDELA DR	TRAFFIC ACCIDENT	0757	0757	0759	2	23
04/30	RAVENSPUR DR	MEDICAL RESCUE	1559	1559	1602	3	77
04/30	HAWTHORNE BL/RAVENSPUR	TRAFFIC ACCIDENT	2158	2159	2205	7	107
05/01	EXULTANT DR	BRUSH FIRE	0950	0952	0958	8	24
05/01	HIGHMORE AV/TRUDIE AVE	TRAFFIC ACCIDENT	1240	1241	1246	6	30
05/02	GROVEOAK PL	ATTEMPT SUICIDE	1100	1103	1103	3	30
05/03	CROWNVIEW DR	MEDICAL RESCUE	0826	0830	0830	4	24
05/03	WESTERN AV	FIGHT DISTURBANCE	2200	2202	2203	3	106
05/06	CRENSHAW BL/CREST RD	POSS AUTO FIRE	1830	1831	1834	4	95
05/08	TRUDIE DR	FAMILY DISTURBANCE	2050	2050	2054	4	131
05/10	OCEANAIRE DR	POSS BURG TO RESD	1210	1211	1216	6	49
05/10	MIRALESTE DR	TRAFFIC ACCIDENT	1351	1353	1356	5	63
05/12	WESTERN AV	SUSPICIOUS PERSON	2119	2122	2124	5	114
05/13	CALLE DE SUENOS	POSS BURG TO RESD	1908	1909	1912	4	110
05/15	PALO VISTA DR	POSS BURG TO RESD	0224	0230	0230	6	5
05/15	PV DR EAST	POSS BURG TO RESD	0421	0421	0424	3	9
05/16	OCEAN CREST DR	MEDICAL RESCUE	0205	0205	0207	2	10
05/17	WESTERN AV/GREEN HILLS	TRAFFIC ACCIDENT	1417	1418	1420	3	44
05/17	CALLE DE SUENOS	ATTEMPT SUICIDE	1921	1922	1922	1	70

# RANCHO PALOS VERDES EMERGENT CALL RESPONSE

## 2nd Quarter 2021 Page 3

DATE	LOCATION	TYPE OF CALL	ENTRY	ENROUTE	ARRIVAL	RESP TIME MIN	TAG
05/18	HAWTHORNE BL	MEDICAL RESCUE	2206	2207	2213	7	123
05/19	CREST RD/HIGHRIDGE RD	AUTO FIRE	1354	1355	1400	6	59
05/20	CONQUEROR DR	FAMILY DISTURBANCE	0009	0013	0021	8	1
05/20	TERRANEA WY	BUSN DISTURBANCE	1829	1829	1837	8	114
05/21	VIA SIENA	BRUSH FIRE	1130	1136	1136	6	44
05/22	VIA LARADO	MEDICAL RESCUE	0941	0946	0948	7	25
05/23	SEA RIDGE CIR	POSS BURG TO RESD	2111	2115	2115	4	81
05/28	CALZADA DR	MEDICAL RESCUE	1354	1355	1405	11	49
05/31	MONERO DR	MEDICAL RESCUE	1730	1732	1732	2	69
06/03	BLYTHEWOOD DR	DOMESTIC DISTURBANCE	1959	2004	2004	5	124
06/06	GROVESPRING DR	ATTEMPT SUICIDE	1231	1231	1237	6	24
06/08	LONGHILL DR	TRAFFIC ACCIDENT	0027	0028	0030	3	5
06/08	VIA SUBIDA	MEDICAL RESCUE	0946	0946	0948	2	41
06/09	HAWTHORNE BL/VALLON DR	TRAFFIC ACCIDENT	1030	1031	1032	2	40
06/09	BLYTHEWOOD DR	FAMILY DISTURBANCE	1921	1924	1930	9	96
06/09	CALLE AVENTURA	MEDICAL RESCUE	1944	1945	1950	6	98
06/09	PV DR WEST	BUSN DISTURBANCE	2135	2137	2146	11	109
06/11	PV DR WEST	MEDICAL RESCUE	1033	1036	1036	3	56
06/13	MIRALESTE DR/VIA COLINITA	TRAFFIC ACCIDENT	1818	1820	1825	7	65
06/17	PONTEVEDRA DR	MEDICAL RESCUE	1919	1920	1921	2	109
06/18	CONQUEROR DR/PV DR S	TRAFFIC ACCIDENT	0457	0457	0501	4	7
06/19	COACH RD/PV DR E	TRAFFIC ACCIDENT	1102	1103	1108	6	41
06/21	TERRANEA WY	MEDICAL RESCUE	1814	1814	1820	6	112
06/21	GANADO DR	TRAFFIC ACCIDENT	2136	2141	2147	11	134
06/22	CAPEWOOD DR	MEDICAL RESCUE	1020	1020	1022	2	54
06/25	RONARD RD	MEDICAL RESCUE	1424	1426	1429	5	44
06/25	CAYUSE LN	MEDICAL RESCUE	2027	2033	2033	6	75

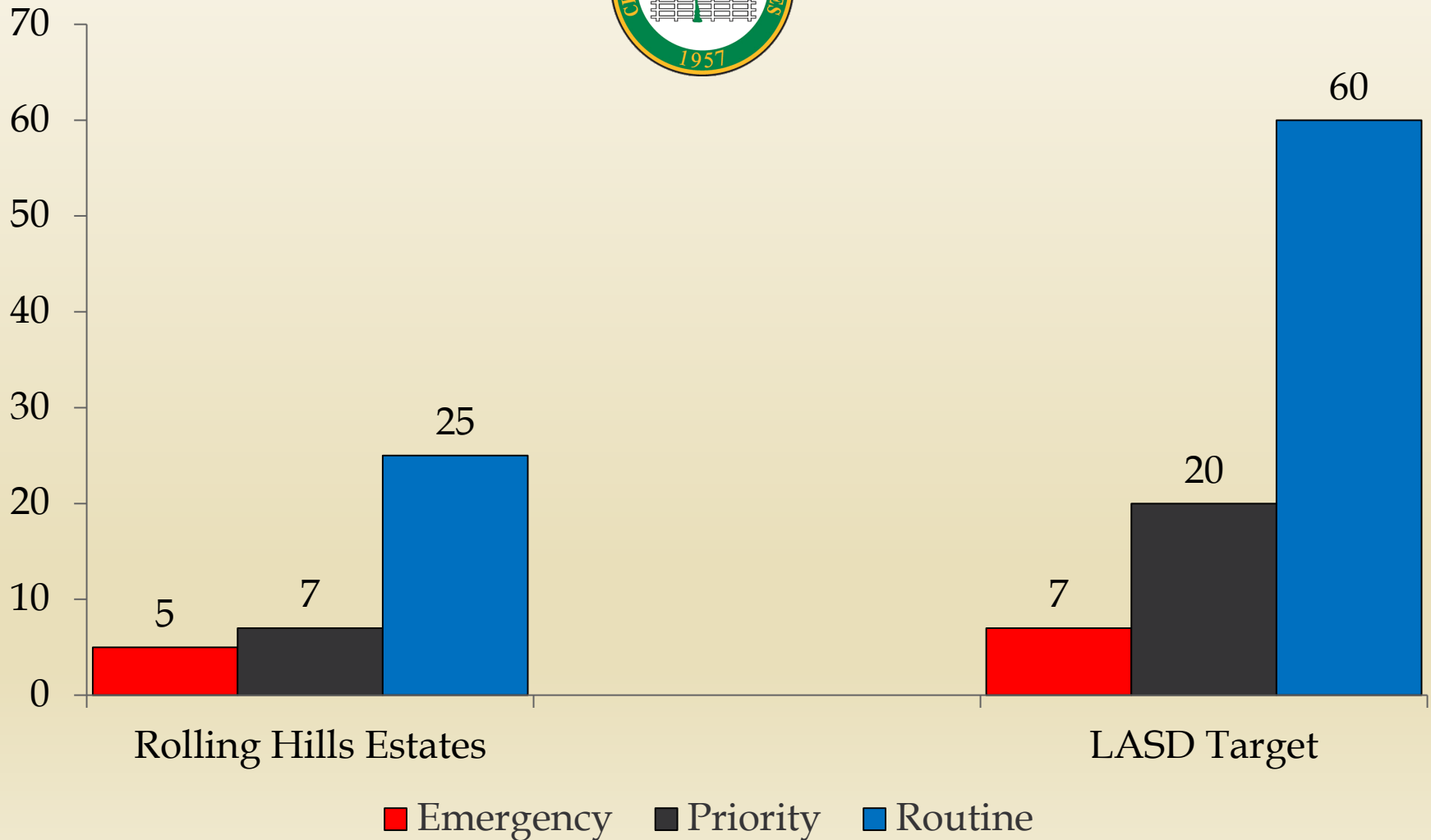
# RANCHO PALOS VERDES EMERGENT CALL RESPONSE

2nd Quarter 2021 Page 3

[illegible]

# ROLLING HILLS ESTATES

## 2nd Quarter Average Response Times



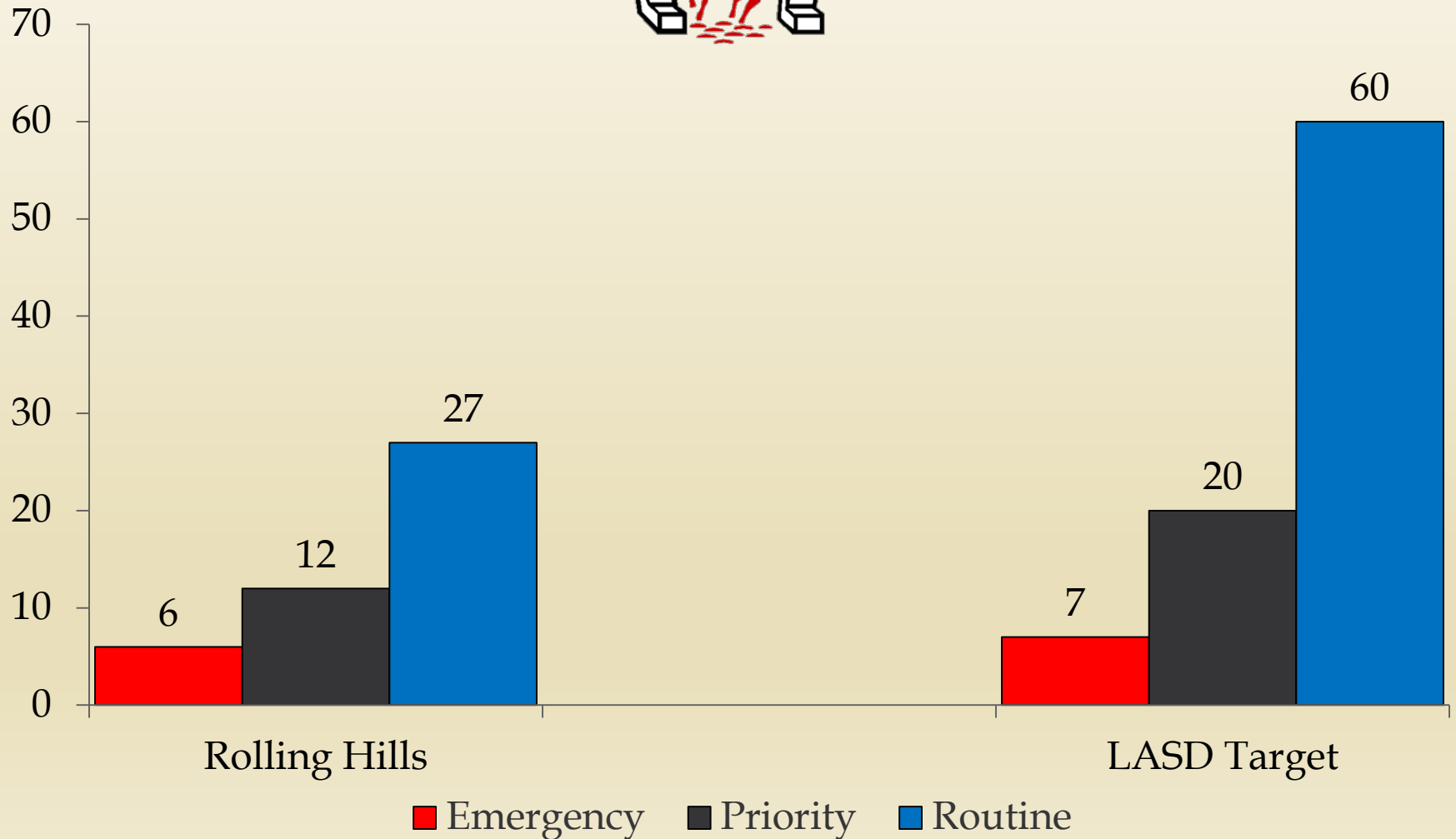
# ROLLING HILLS ESTATES EMERGENT CALL RESPONSE

## 2nd Quarter 2021

[illegible]

# ROLLING HILLS

## 2nd Quarter Average Response Times



# ROLLING HILLS EMERGENT CALL RESPONSE

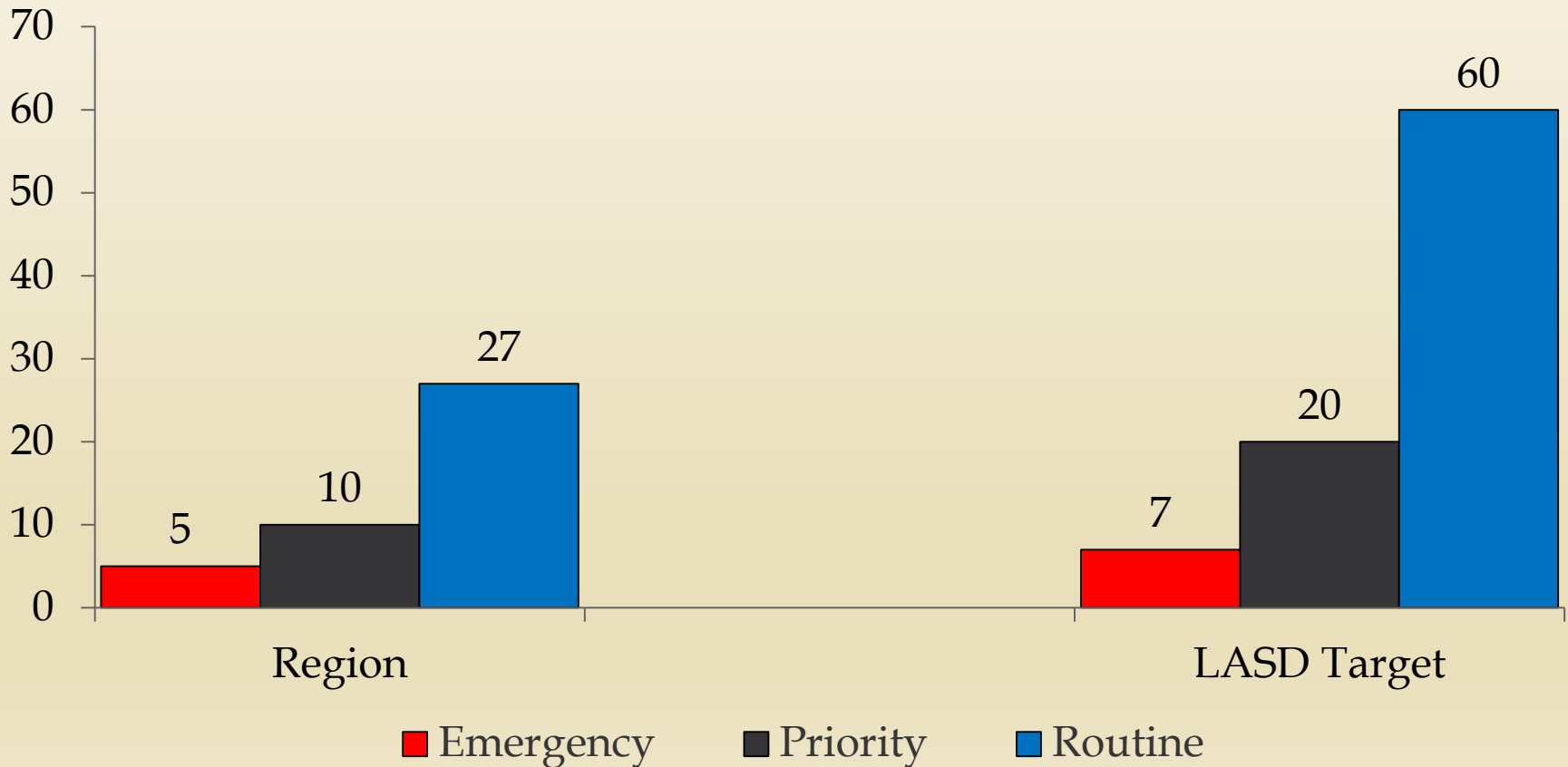
## 2nd Quarter 2021

DATE	LOCATION	TYPE OF CALL	ENTRY	ENROUTE	ARRIVAL	RESP TIME MIN	TAG
04/11	ROADRUNNER RD	WIRES DOWN	2121	2123	2126	5	93
04/11	LOWER BLACKWATER CYN	MEDICAL RESCUE	2128	2129	2131	3	94
05/04	SADDLEBACK RD	TRAFFIC ACCIDENT	2107	2108	2111	4	98
05/15	REATA LN	MEDICAL RESCUE	1653	1655	1701	8	73
05/17	SADDLEBACK RD	FAMILY DISTURBANCE	1956	2001	2001	5	72
06/03	CABALLEROS RD	MEDICAL RESCUE	1941	1945	1947	6	123
06/26	RINGBIT RD	MEDICAL RESCUE	1957	1959	2005	8	83



# PENINSULA REGION

## 2nd Quarter Average Response Times







**REGIONAL CONTRACT LAW COMMITTEE**  
**Agenda Item No. 6-B**  
**Meeting Date: 8-12-21**

## **MEMORANDUM**

**TO: REGIONAL CONTRACT LAW COMMITTEE**  
**FROM: CITY MANAGERS**  
**DATE: AUGUST 12, 2021**  
**SUBJECT: EVALUATION OF WESTMED/McCORMICK  
AMBULANCE RESPONSE TIMES**  
**PREPARED BY: Elaine Jeng, City Manager**

---

### **RECOMMENDATIONS**

Direct staff to evaluate ambulance response times with Westmed/McCormick and the Los Angeles County Fire Department; and provide recommendations on operational adjustments to the Committee, if necessary, to improve response times.

### **BACKGROUND AND DISCUSSION**

Initially, the Committee received reports from Westmed/McCormick on all calls for service in the Peninsula. The purpose of the reports was to review the ambulance response times. On a quarterly basis, Westmed/McCormick provided reports showing all calls for service broken down in the following three categories:

Response time between (in minutes:seconds)  
0:00 to 8:59  
9:00 to 14:59  
15:00 +

Calls for service responded to within the first nine minutes of the calls are complaint with the performance measure set for Westmed/McCormick. Since the interest of the Committee was on the non-compliant response times, later in time, staff worked with Westmed/McCormick to report only calls for service with response times over nine minutes. Short time after, in discussing the ambulance response times with the Los Angeles County Fire Department (Fire Department), the Fire Department informed staff that, on occasion, firefighters are the first ones at the scene,

followed by the ambulance. To evaluate response times properly, staff cross referenced the data from Westmed/McCormick with the Fire Department's response times and found that the calls for service are generally responded to within nine minutes of the calls.

In the first quarter of 2020, Westmed/McCormick reported 767 total calls for service. Of that total, 157 calls were not compliant (response time over nine minutes). Cross-referencing with the Fire Department's response time, two out of the 157 calls had response times over nine minutes. The response times of the two calls were 9:22 and 9:32. In the first quarter of 2020, the percentage of non-complaint response times was 0.26% (2/767).

In the second quarter of 2020, Westmed/McCormick reported 725 total calls for service. Of that total, 92 calls were not compliant (response time over nine minutes). Cross-referencing with the Fire Department's response time, two out of the 92 calls had response times over nine minutes. The response times of the two calls were 9:04 and 9:20. In the second quarter of 2020, the percentage of non-compliant response times was 0.28% (2/92).

## **CONCLUSION**

Performance evaluation of vendors or service providers is a core function of city staff. In lieu of evaluating the performance of Westmed/McCormick at quarterly committee meetings, staff recommends that the Committee direct staff to continue to evaluate the ambulance response times with Westmed/McCormick and the Fire Department. Staff also recommends that the Committee direct staff to report on performance issues and with recommendations to improve response times, if appropriate.