

**CITY CLERKS: PLEASE POST**

**AGENDA**

**PALOS VERDES PENINSULA  
REGIONAL CONTRACT LAW COMMITTEE**

**THURSDAY, NOVEMBER 18, 2021  
7:30 A.M.\***

**VIRTUAL MEETING**

In accordance with Assembly Bill 361 (AB 361), due to the continuing state of emergency, including masking and social distancing directives as a result of threat of the COVID-19 virus, the Regional Contract Law Committee for Thursday, November 18, 2021, at 7:30 a.m.\*, will be conducted via teleconference using the Zoom platform. Please see separate cover for public participation options.

*\* Meeting will begin immediately following the preceding  
Peninsula Public Safety Committee meeting*

1. **CALL TO ORDER**
2. **ROLL CALL**
3. **PUBLIC COMMENT**

**NOTE:** *This is the appropriate time for members of the public to make comments regarding items not listed on this agenda. Pursuant to the Brown Act, no action will take place on any items not listed on the agenda.*

4. **APPROVAL OF MINUTES**
  - A. MINUTES OF AUGUST 12, 2021
5. **OLD BUSINESS**
  - A. NONE.

6. **NEW BUSINESS**

- A. QUARTERLY LAW ENFORCEMENT/TRAFFIC/COMMUNITY OUTREACH REPORT (LA COUNTY SHERIFF'S DEPARTMENT)
- B. MC CORMICK AMBULANCE RESPONSE TIMES (RH)

7. **OTHER MATTERS FROM REGIONAL LAW ENFORCEMENT COMMITTEE MEMBERS**

None.

**NOTE:** *This is the appropriate time for Committee Members to direct the placement of items for future action on upcoming agendas.*

8. **ADJOURNMENT**

- A. Next regular meeting Thursday, February 10, 2022 at 7:30 a.m. immediately following the preceding Peninsula Public Safety Committee meeting.



## *City of Rolling Hills*

INCORPORATED JANUARY 24, 1957

In accordance with Assembly Bill 361 (AB 361), due to the continuing state of emergency, including masking and social distancing directives as a result of the threat of the COVID-19 virus, this meeting is being held remotely via teleconference. There will not be a physical location for this meeting.

Those members of the public wishing to participate may do so in the following ways:

1. Viewing the “live” meeting: To view the City Council meeting live, email Connie Viramontes at [cityclerk@cityofrh.net](mailto:cityclerk@cityofrh.net) with you name and contact information prior to 3pm on Wednesday prior to the meeting. Upon successful submission, you will receive an email with further instructions on how to connect to the meeting.
2. Comments on non-agenda and specific agenda item(s): If you wish to make a comment, please submit via email to Connie Viramontes at [cityclerk@cityofrh.net](mailto:cityclerk@cityofrh.net). Comments received by 3pm on the Wednesday prior to the meeting will be forwarded to the Committees prior to the meeting for consideration. Comments received after 3pm on the Wednesday prior to the meeting will not be read during the meeting.
3. Comments on non-agenda and specific agenda item(s) during the “live” meeting: If you are watching the meeting live and wish to make a comment on an agenda item, as it is being heard, you may submit your brief comment using the following methods below. Please note that there is a maximum allowance of 3 minutes per individual comment, subject to the Chair’s direction. Your comment will be read or heard during the meeting, if received in real time and prior to the commencement of that item.
  - a. Email: Comments will be accepted via email at [cityclerk@cityofrh.net](mailto:cityclerk@cityofrh.net) during the meeting, prior to the close of the public comment portion on an item or during public comments for non-agenda items, and read aloud into the record with a maximum allowance of 3 minutes per individual comment, subject to the Chair’s discretion.
  - b. Telephone: If you wish to speak during the meeting, email Connie Viramontes at [cityclerk@cityofrh.net](mailto:cityclerk@cityofrh.net) with you name, contact information, and the item number on which you wish to comment. Upon successful submission, you will receive an email with further instructions on how to connect to the meeting.

In compliance with the American with Disability Act, if you require a disability-related modification or accommodation to participate in this meeting, please contact the City at least 48 hours prior to the meeting via [cityclerk@cityofrh.net](mailto:cityclerk@cityofrh.net). Staff will use their best effort to provide reasonable accommodations to provide as much accessibility as possible while also maintaining public safety.



**PALOS VERDES PENINSULA  
REGIONAL CONTRACT LAW ENFORCEMENT  
MINUTES TO MEETING ON THURSDAY, AUGUST 12, 2021**

**I. CALL TO ORDER**

A meeting of the Palos Verdes Peninsula Regional Law Enforcement was called to order by Chair Dieringer at 9:16 a.m. via Zoom.

**II. ROLL CALL**

**PRESENT:**           **Rancho Palos Verdes**  
David Bradley, Mayor Pro Tem  
**Rolling Hills Estates**  
Steve Zuckerman, Mayor  
Velveth Schmitz, Councilmember  
**Rolling Hills**  
Bea Dieringer, Mayor

**ABSENT:**           Eric Alegria, Mayor, Rancho Palos Verdes  
Patrick Wilson, Councilmember, Rolling Hills

**ALSO PRESENT:** **Rancho Palos Verdes**  
Ara Mihranian, City Manager  
Karina Bañales, Deputy City Manager  
Jesse Villalpando, Emergency Services Coordinator  
McKenzie Bright, Administrative Analyst  
**Rolling Hills Estates**  
Greg Grammer, City Manager  
Alexa Davis, Assistant City Manager  
Jessica Slawson, Administrative Analyst  
**Rolling Hills**  
Janely Sandoval, City Clerk  
Ashford Ball, Senior Management Analyst  
**Palos Verdes Estates**  
Tony Best, Acting Police Chief  
Marcelle Herrera, Community Relations Officer  
**Los Angeles County Sheriff's Department**  
Captain James Powers, Lomita Sheriff's Station

**III. PUBLIC COMMENT**

None.

#### **IV. APPROVAL OF MINUTES**

##### **A. MINUTES OF MAY 13, 2021**

Mayor Dieringer presented the edits to the minutes.

Mayor Zuckerman motioned to approve the minutes as amended and Mayor Pro Tem Bradley seconded the motion.

**AYES:** Members: Bradley, Zuckerman, and Chair Dieringer.

**NOES:** Members: None

**ABSTAIN:** Members: Schmitz

#### **V. OLD BUSINESS**

##### **A. UPDATE ON REGIONAL CONTRACT LAW CITIES LOGO ON SHERIFF'S VEHICLES (RPV).**

Administrative Analyst Bright informed the committee that the City of Lomita approved the design of the logos.

Councilmember Schmitz motioned to approve the logos and Mayor Zuckerman seconded the motion.

**AYES:** Members: Bradley, Schmitz, Zuckerman, and Chair Dieringer.

**NOES:** Members: None

**ABSTAIN:** Members: None

#### **VI. NEW BUSINESS**

##### **A. QUARTERLY LAW ENFORCEMENT/TRAFFIC/COMMUNITY OUTREACH REPORT (LA COUNTY SHERIFF'S DEPARTMENT)**

Captain Powers suggested the report be summarized.

Councilmember Schmitz agreed that summarizing was adequate.

Captain Powers explained the traffic statistics and reported there were no fatalities to report this quarter, although there was an increase in traffic collisions. He explained that the enforcement activity report will be postponed due to his Motor Officer being out on medical leave, and the cities will not be billed due to the item being suspended. Furthermore, he explained that due to the MOU requirements within his department such staff member cannot be replaced until the status of the medical leave is provided. Captain Powers continued with his report stating that the averaged event index correlates with all numbers, and informed the committee that there were a couple of DUI arrests. He also explained his presentation and what each icon represented. He explained that the

biggest crime reported in the Peninsula area were regarding vehicle robberies and other theft activity, especially by hiking trails. He also explained how aggravated assaults have increased during the COVID pandemic, and reiterated the importance of being patient. Lastly, Captain Powers explained that crime rates increased and there have been a couple of bizarre situation that have occurred. There were some robberies that occurred because of communicate done via the Facebook market page, and another instance where an individual was hiking the trails at 2:00 am and his watch got stolen.

Mayor Zuckerman had a couple of questions regarding electric motorized bicycles, California regulations pertaining to them, and asked if Captain Powers had any guidance regarding this matter.

Captain Powers informed Mayor Zuckerman that he was aware electric bicycles could increase in speed, but would research the State laws, and apply such laws and any other laws pertaining to regular bikes if needed.

Councilmember Schmitz logged off at 9:31 am.

Mayor Pro Tem Bradley expressed his appreciation for the presentation and maps prepared by Captain Powers and his team, as it allows him to visualize the statistics.

Mayor Zuckerman asked if the GIS system will be used to attain the necessary data.

Captain Powers informed the committee that the department will no longer use the current system to collect data as they have been using previously, but are researching an alternative option. He further explained that they might become reliable on using the GIS system.

Mayor Dieringer asked if trespassers are arrested even if the D.A.'s office in the Peninsula are not prosecuting such matters. She also explained how RH has drafted its own ordinance in regards to trespassing, so trespassers can be prosecuted by City Attorney means.

Captain Powers stated his staff are instructed to make arrests regardless if such cases do not get filed.

## **B. EVALUATION OF WESTMED/ McCORMICK AMBULANCE RESPONSE TIMES (RH).**

Senior Management Analyst Ball explained that initially the committee were receiving noncompliance ambulance response time reports from McCormick, and proceed to explain the categories, and committee's decision for McCormick to cross reference their reports with that of the Los Angeles County Fire Department (LACoFD). Lastly, he proceeded to report out the number of reports given, and expressed how the goal of such item is for staff to be assigned to report any performance issues and make recommendations as appropriate instead of McCormick.

Mayor Dieringer expressed how having staff evaluate the data and show the committee their analyses will be helpful, but it is also helpful to have those calls reported out to see the location of where McCormick provided services too, and determine if there are any repeated offenders. Furthermore, she explained that it is also helpful to see the data between the ambulance and the fire department arrival, and to have information available, such as any concerns when the first responders arrived, if patients that needed assistance were transported in a timely manner, and any other available information to make their services better. Mayor Dieringer stated that it is not to include every single call as reported before, but at least for reports to have some information that can open and allow for questions from the committee.

City Clerk Sandoval expressed there was no quorum for any action to be taken on the item.

**VII. OTHER MATTERS FROM REGIONAL CONTRACT LAW ENFORCEMENT COMMITTEE MEMBERS**

None.

**VIII. ADJOURNMENT**

There being no further business before the Palos Verdes Peninsula Regional Contract Law Committee, Chair Dieringer adjourned the meeting at 9:47 a.m. The next meeting is scheduled to be held on Thursday, November 11, 2020, beginning at 7:30 a.m.

Respectfully submitted,


---

Janely Sandoval  
City Clerk  
City of Rolling Hills

Approved,

---


Bea Dieringer  
Chair and Mayor,  
City of Rolling Hills




PENINSULA REGION  
3RD QUARTER  
LAW ENFORCEMENT UPDATE  
2021

***PRESENTED BY  
CAPTAIN JAMES C. POWERS  
LOMITA STATION***





# TRAFFIC





# RANCHO PALOS VERDES

## Traffic Stats

**2019****2020****2021**

	Jul	Aug	Sep	Average	Jul	Aug	Sep	Average	Jul	Aug	Sep	Average
Total Collisions	16	15	22	18	15	13	9	12	13	14	14	14
Injury Collisions	2	4	8	5	4	4	3	4	6	8	4	6
Enforcement Index	45	37	11	31	39	15	41	32	6	5	16	9
Hazardous Cites	88	147	86	107	154	76	124	118	37	39	61	36
Non-Haz Cites	43	14	36	31	36	44	27	36	22	15	16	18
Parking Cites	37	96	99	77	231	169	14	138	22	13	34	23
DUI Arrests	2	0	2	1	0	1	0	0	1	1	2	1
DUI Collisions	1	0	1	1	0	0	0	0	0	0	2	1
Fatal Collisions	0	0	0	0	0	1	0	0	0	0	0	0

\*Traffic Enforcement Index: Haz.Cites + DUI Arrests / Fatal + Injury Collisions (20:1)

### 3rd Quarter Comparison

# ROLLING HILLS ESTATES

## Traffic Stats



**2019**

**2020**

**2021**

	Jul	Aug	Sep	Average	Jul	Aug	Sep	Average	Jul	Aug	Sep	Average
Total Collisions	9	8	9	9	7	10	5	7	6	8	5	6
Injury Collisions	2	1	6	3	1	2	1	1	2	5	4	4
Enforcement Index	40	109	12	54	5	11	39	18	21	7	6	11
Hazardous Cites	78	107	73	86	5	21	39	22	41	35	25	34
Non-Haz Cites	27	19	23	86	8	5	12	8	3	2	4	3
Parking Cites	16	37	17	23	3	0	1	1	0	1	0	0
DUI Arrests	1	2	0	1	0	0	0	0	0	0	0	0
DUI Collisions	1	0	0	0	0	0	0	0	0	0	0	0
Fatal Collisions	0	0	0	0	0	0	0	0	0	0	0	0

\*Traffic Enforcement Index: Haz.Cites + DUI Arrests / Fatal + Injury Collisions (20:1)

**3rd Quarter Comparison**



# ROLLING HILLS

## Traffic Stats

**2019**

**2020**

**2021**

Jul Aug Sep **Average** Jul Aug Sep **Average** Jul Aug Sep **Average**

Total Collisions	0	0	2	1	0	0	0	0	0	0	0	0
Injury Collisions	0	0	2	1	0	0	0	0	0	0	0	0
Enforcement Index	0	0	18	6	0	0	0	0	0	0	0	0
Hazardous Cites	32	24	35	30	12	22	9	14	0	0	0	0
Non-Haz Cites	1	0	1	1	0	0	0	0	0	2	0	1
Parking Cites	0	0	0	0	0	0	0	0	0	0	0	0
DUI Arrests	0	0	0	0	0	0	0	0	0	0	0	0
DUI Collisions	0	0	0	0	0	0	0	0	0	0	0	0
Fatal Collisions	0	0	0	0	0	0	0	0	0	0	0	0

\*Traffic Enforcement Index: Haz.Cites + DUI Arrests / Fatal + Injury Collisions (20:1)

**3rd Quarter Comparison**



# PENINSULA REGION

## Totals

**2019**

**2020**

**2021**

	Jul	Aug	Sep	Average	Jul	Aug	Sep	Average	Jul	Aug	Sep	Average
Total Collisions	25	23	33	27	22	23	14	20	19	22	19	20
Injury Collisions	4	5	16	8	5	6	4	5	8	13	8	10
Enforcement Index	50	56	12	40	34	17	43	31	10	6	11	9
Hazardous Cites	198	279	194	224	171	119	172	154	78	74	86	79
Non-Haz Cites	71	44	60	58	44	49	39	44	25	19	20	21
Parking Cites	53	133	116	101	234	169	15	139	22	14	34	23
DUI Arrests	3	2	2	2	0	1	0	0	1	1	2	1
DUI Collisions	2	0	1	1	0	0	0	0	0	0	2	1
Fatal Collisions	0	0	0	0	0	1	0	0	0	0	0	0

\*Traffic Enforcement Index: Haz.Cites + DUI Arrests / Fatal + Injury Collisions (20:1)

**3rd Quarter Comparison**

# 2021 CRIME STATS

## 3rd QUARTER

\* SHERIFF \* DO NOT CROSS \* CRIME SCENE \* DO NOT CROSS \* SHERIFF \*

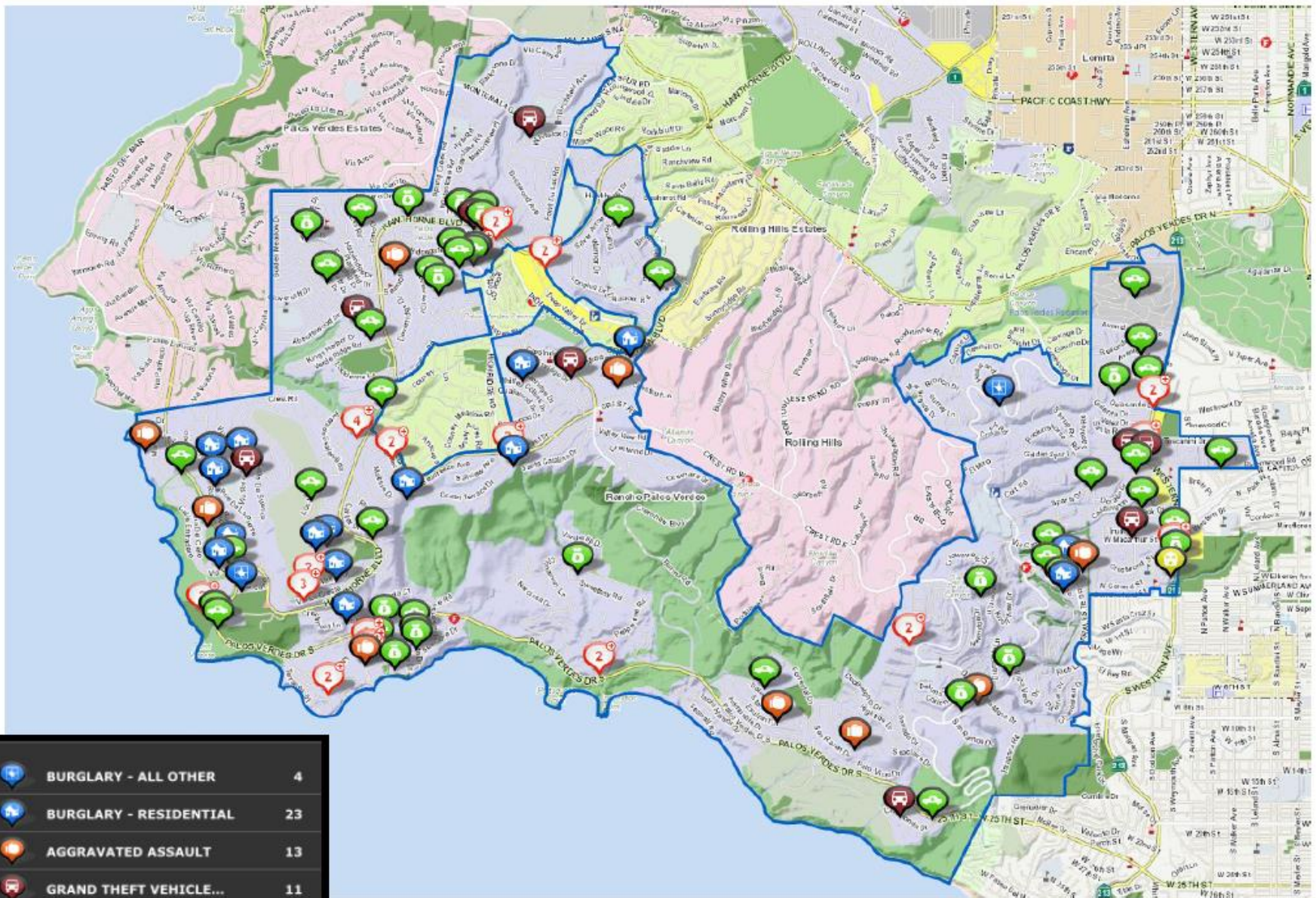




# 2021 PART I – 3rd QUARTER COMPARISON

## Rancho Palos Verdes

	2021	2020	2019	2018	2017
Homicide	0	0	2	0	0
Rape	2	0	0	1	2
Robbery	3	1	0	2	0
Aggravated Assault	13	10	8	4	7
Burglary, Residence	22	11	21	20	31
Burglary, Structure	5	3	8	9	11
Vehicle Burglary	22	14	14	7	23
Theft from Vehicle	16	9	19	12	6
Other Larceny / Theft	30	40	23	14	22
Grand Theft Auto	13	3	1	1	11
Arson	0	1	0	0	0
<b>TOTAL</b>	<b>126</b>	<b>92</b>	<b>96</b>	<b>70</b>	<b>113</b>



# Rancho Palos Verdes



# PART II CRIME ACTIVITY COMPARISON

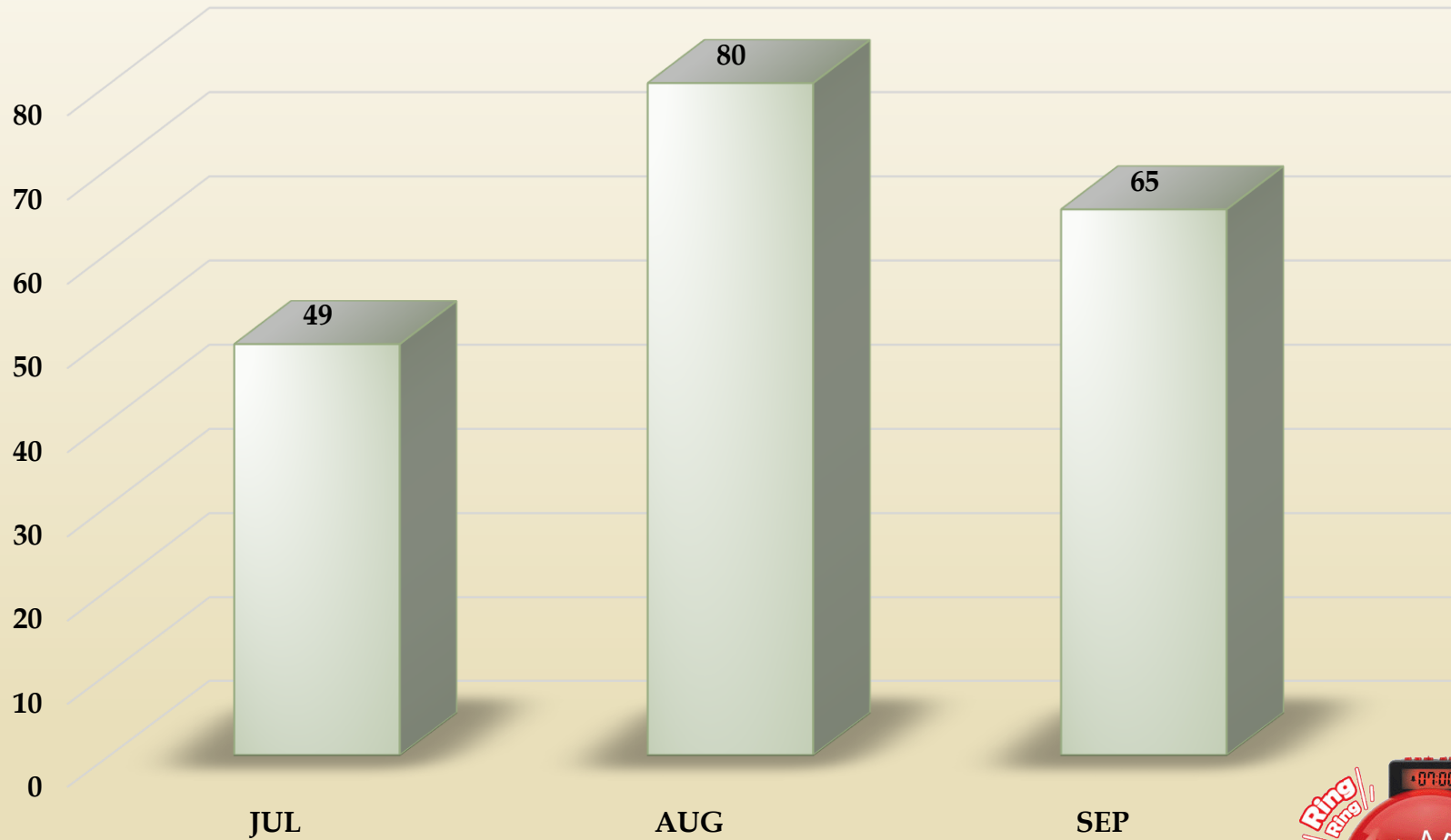
## Rancho Palos Verdes 3rd Quarter

	2021	2020	2019	2018	2017
Forgery	3	3	5	9	8
Fraud/ID Theft	24	36	19	32	23
Sex Offense, Felony	2	1	0	1	2
Sex Offense, Misdemeanor	0	1	2	4	0
Non-Aggravated Assault	11	5	3	9	7
Weapon Laws	4	4	1	1	2
Offenses Against Family	2	2	0	1	6
Liquor Laws	0	0	0	0	0
Drunk-Alcohol/Drugs	1	0	1	1	2
Disorderly Conduct	0	0	1	0	3
Vagrancy	0	0	0	0	0
Gambling	0	0	0	0	0
Drunk Driving-Vehicle/Boat	4	1	4	3	2
Vandalism (Non-graffiti)	13	28	13	7	10
Vandalism (Graffiti)	1	2	0	0	0
Receiving Stolen Property	0	0	0	0	0
Federal Offenses w/o money	0	0	0	0	0
Federal Offenses w/ money	0	0	1	0	3
Felonies, Misc	6	6	3	6	3
Misdemeanors, Misc	9	7	3	3	6
<b>TOTAL CRIME</b>	<b>80</b>	<b>96</b>	<b>56</b>	<b>77</b>	<b>77</b>
<b>ARRESTS</b>					
Part I	18	24	12	11	8
Part II	39	69	50	55	73
<b>TOTAL ARRESTS</b>	<b>57</b>	<b>93</b>	<b>62</b>	<b>66</b>	<b>81</b>
Burglaries	3	1	2	4	1
GTA's	2	8	2	2	6
Narco	5	17	9	7	10



# RANCHO PALOS VERDES

## False Alarms

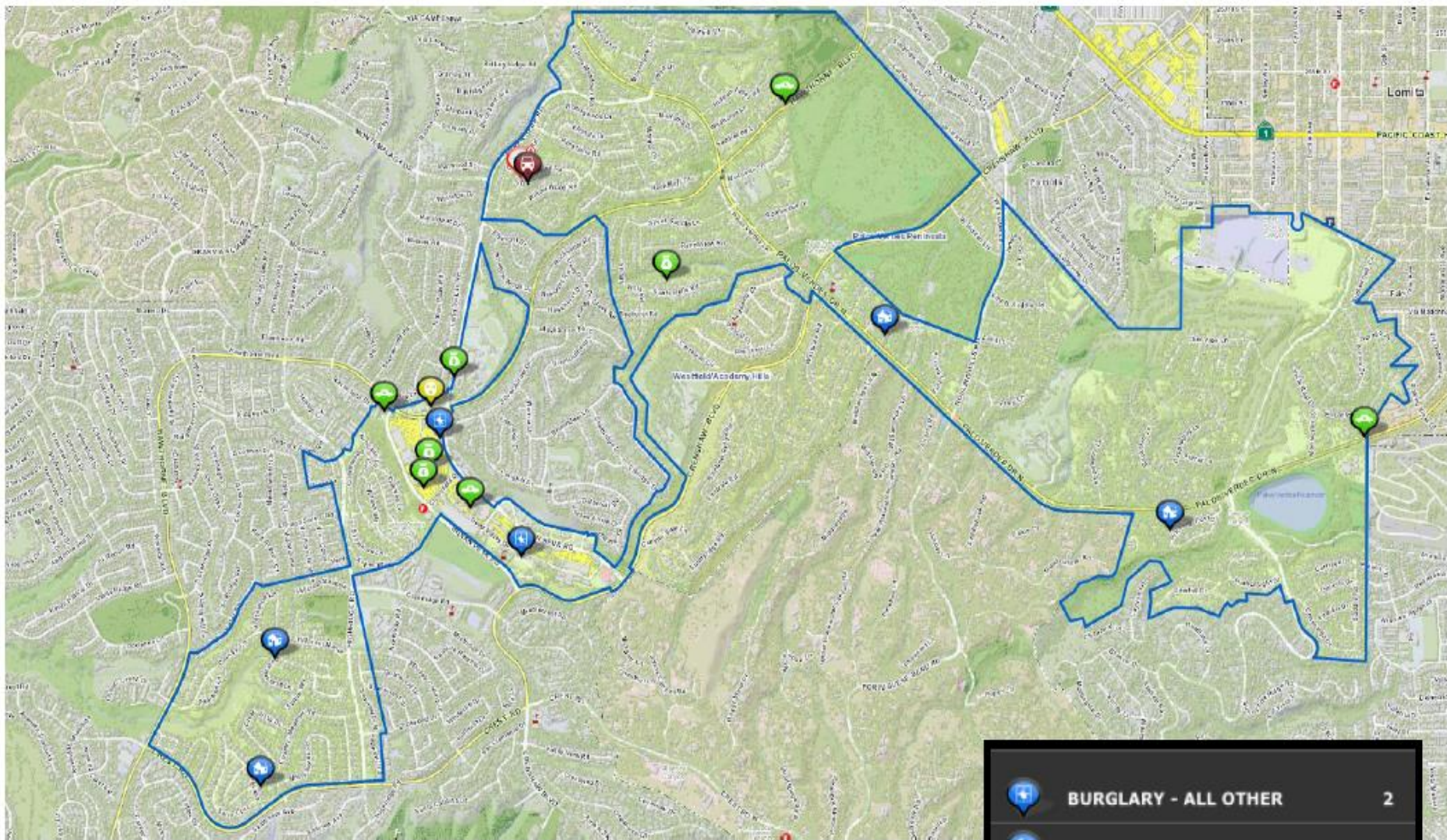


# 2021 PART I – 3rd QUARTER COMPARISON

## Rolling Hills Estates



	2021	2020	2019	2018	2017
Homicide	0	0	0	0	0
Rape	0	0	0	0	0
Robbery	1	1	0	2	0
Aggravated Assault	0	0	4	1	5
Burglary, Residence	4	8	8	3	5
Burglary, Structure	2	0	3	1	6
Vehicle Burglary	2	4	2	3	5
Theft from Vehicle	1	3	3	6	7
Other Larceny / Theft	6	16	12	8	14
Grand Theft Auto	1	1	4	3	1
Arson	0	0	1	0	2
<b>TOTAL</b>	<b>17</b>	<b>33</b>	<b>37</b>	<b>27</b>	<b>45</b>



# Rolling Hills Estates

	BURGLARY - ALL OTHER	2
	BURGLARY - RESIDENTIAL	4
	GRAND THEFT VEHICLE...	1
	OTHER THEFT	5
	ROBBERY	1
	THEFT FROM MOTOR...	5

# PART II CRIME ACTIVITY COMPARISON

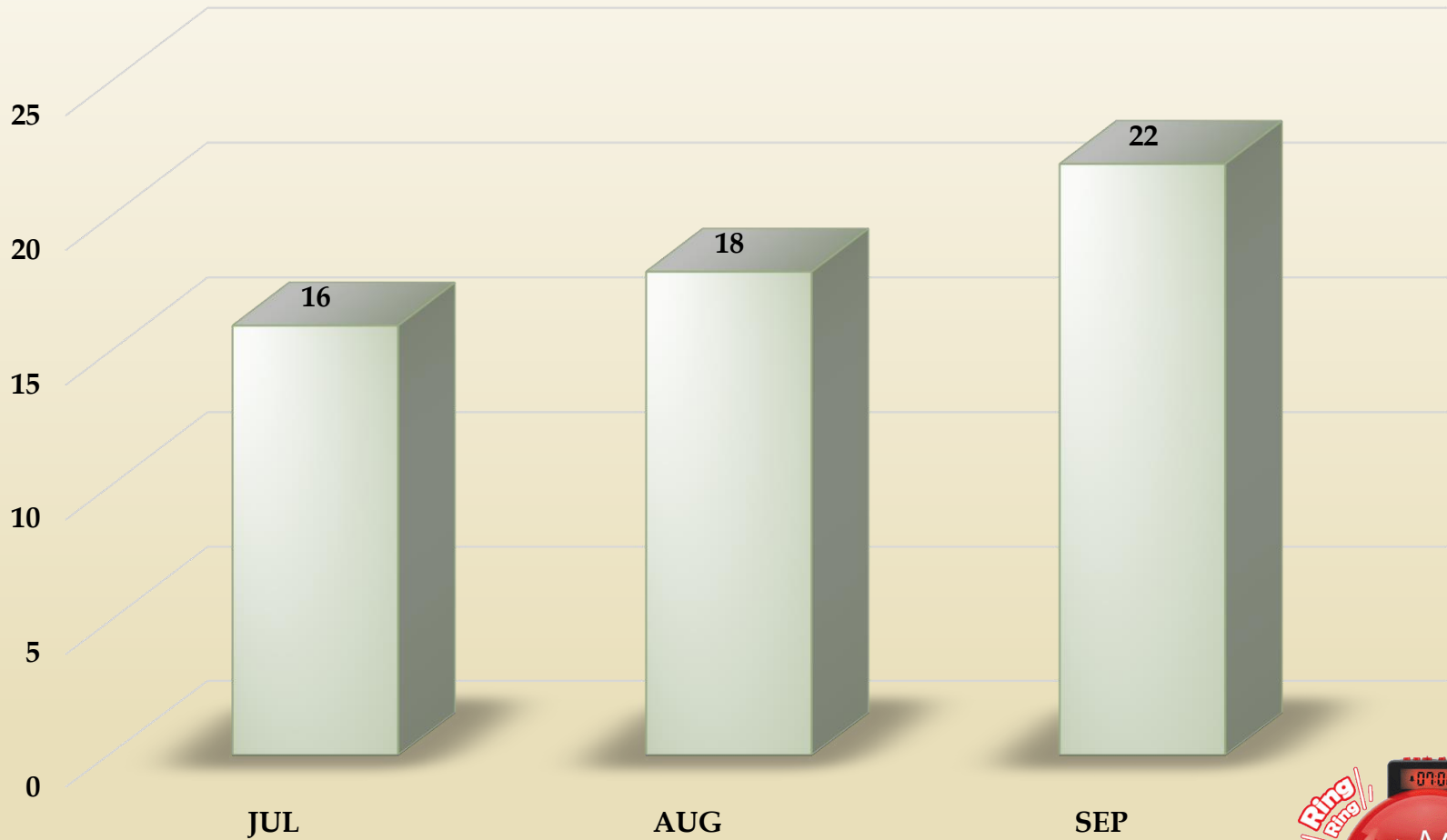
## Rolling Hills Estates 3rd Quarter



	2021		2020	2019	2018	2017
Forgery	2	2	3	3	4	2
Fraud/ID Theft	12	11	6	7	12	8
Sex Offense, Felony	0	0	0	1	0	1
Sex Offense, Misdemeanor	2	0	1	0	1	1
Non-Aggravated Assault	1	0	1	5	3	3
Weapon Laws	0	1	0	1	0	2
Offenses Against Family	1	0	1	1	1	0
Liquor Laws	0	0	0	0	0	0
Drunk-Alcohol/Drugs	0	0	0	0	0	1
Disorderly Conduct	0	1	1	0	0	0
Vagrancy	0	0	0	0	0	0
Gambling	0	0	0	0	0	0
Drunk Driving-Vehicle/Boat	0	1	2	1	0	2
Vandalism (Non-graffiti)	0	3	2	4	3	0
Vandalism (Graffiti)	0	1	0	0	0	3
Receiving Stolen Property	0	0	0	0	0	0
Federal Offenses w/o money	0	0	0	0	0	0
Federal Offenses w/ money	0	0	0	0	1	0
Felonies, Misc	0	2	0	0	1	0
Misdemeanors, Misc	0	2	3	0	3	2
<b>TOTAL CRIME</b>	<b>18</b>	<b>24</b>	<b>20</b>	<b>23</b>	<b>29</b>	<b>25</b>
<b>ARRESTS</b>						
Part I	3	5	9	6	7	9
Part II	6	18	37	22	37	34
<b>TOTAL ARRESTS</b>	<b>9</b>	<b>23</b>	<b>46</b>	<b>28</b>	<b>44</b>	<b>43</b>
Burglaries	1	1	2	1	0	3
GTA's	1	4	2	1	2	3
Narco	0	2	2	2	5	3

# ROLLING HILLS ESTATES

## False Alarms



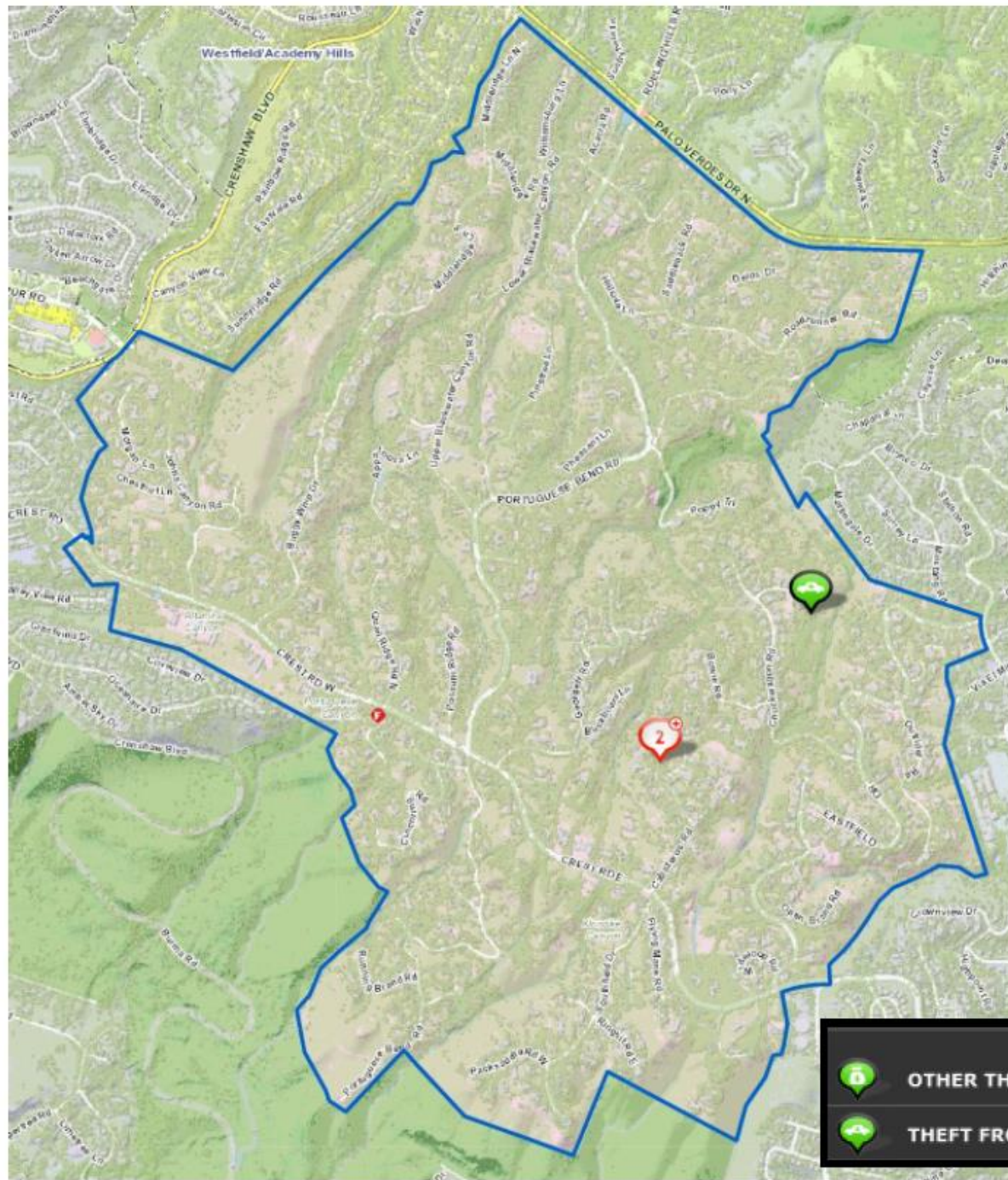
# 2021 PART I – 3rd QUARTER COMPARISON

## Rolling Hills



	2021	2020	2019	2018	2017
Homicide	0	0	0	0	0
Rape	0	0	0	0	0
Robbery	0	0	0	0	0
Aggravated Assault	0	0	0	0	0
Burglary, Residence	0	1	0	0	0
Burglary, Structure	0	0	0	0	0
Vehicle Burglary	0	0	0	0	1
Theft from Vehicle	0	0	0	1	0
Other Larceny / Theft	1	0	0	1	0
Grand Theft Auto	1	0	0	0	0
Arson	0	0	0	0	0
<b>TOTAL</b>	<b>2</b>	<b>1</b>	<b>0</b>	<b>2</b>	<b>1</b>

# ROLLING HILLS



# Part II Crime Activity Comparison

## Rolling Hills 3rd Quarter




	2021	2020	2019	2018	2017
Forgery	1	0	0	0	0
Fraud/ID Theft	1	1	0	1	1
Sex Offense, Felony	0	0	0	0	0
Sex Offense, Misdemeanor	0	0	0	0	1
Non-Aggravated Assault	0	0	0	0	0
Weapon Laws	0	0	0	0	0
Offenses Against Family	0	0	0	0	0
Liquor Laws	0	0	0	0	0
Drunk-Alcohol/Drugs	0	0	0	0	0
Disorderly Conduct	0	0	0	0	0
Vagrancy	0	0	0	0	0
Gambling	0	0	0	0	0
Drunk Driving-Vehicle/Boat	0	0	0	0	1
Vandalism (Non-graffiti)	1	1	0	3	0
Vandalism (Graffiti)	0	0	0	0	0
Receiving Stolen Property	0	0	0	0	0
Federal Offenses w/o money	0	0	0	0	0
Federal Offenses w/ money	0	0	0	0	0
Felonies, Misc	0	0	0	0	0
Misdemeanors, Misc	0	0	1	0	0
<b>TOTAL CRIME</b>	<b>3</b>	<b>2</b>	<b>1</b>	<b>4</b>	<b>3</b>
<b>ARRESTS</b>					
Part I	2	0	0	0	0
Part II	0	0	2	1	0
<b>TOTAL ARRESTS</b>	<b>2</b>	<b>0</b>	<b>2</b>	<b>1</b>	<b>0</b>
Burglaries	0	0	0	0	0
GTA's	1	0	0	0	0
Narco	0	0	0	0	0



# ROLLING HILLS

## False Alarms

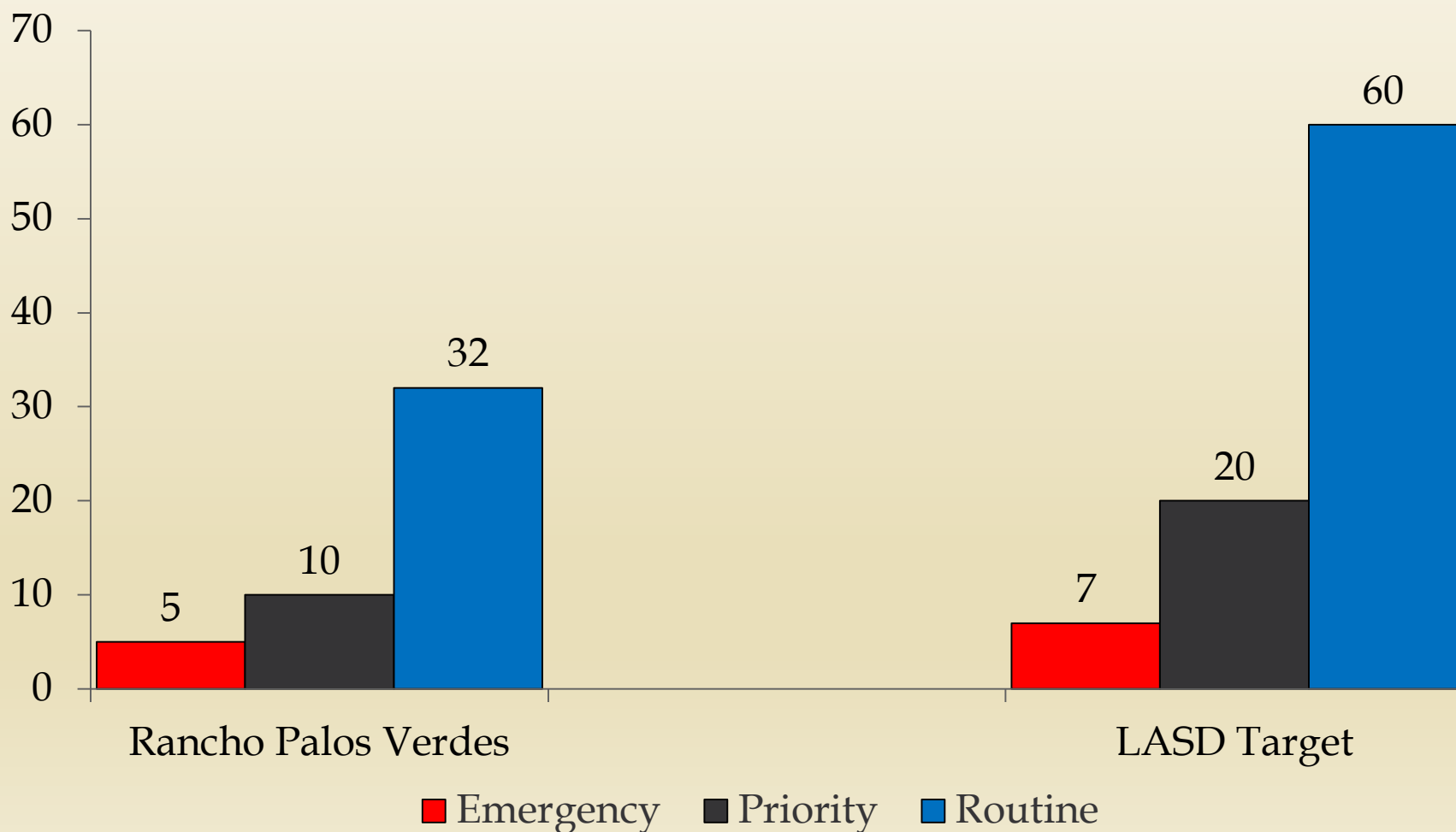


# RESPONSE TIMES



# Rancho Palos Verdes

## 3rd Quarter Average Response Times



# RANCHO PALOS VERDES EMERGENT CALL RESPONSE

3rd Quarter 2021 Page 1

DATE	LOCATION	TYPE OF CALL	ENTRY	ENROUTE	ARRIVAL	RESP TIME MIN	TAG
07/02	MATISSE DR	MEDICAL RESCUE	0830	0831	0832	2	35
07/02	KINGS HARBOR DR	MEDICAL RESCUE	0956	0956	0959	3	41
07/02	PICARDIE RD	ASSAULT	1554	1556	1559	5	81
07/02	GANADO DR	SUSPICIOUS PERSON	1611	1611	1611	0	85
07/03	GOLDEN MEADOW DR	MEDICAL RESCUE	0840	0840	0846	6	20
07/03	ROTHROCK DR	FAMILY DISTURBANCE	1341	1343	1350	9	43
07/03	PV DR WEST	MEDICAL RESCUE	2058	2059	2103	5	86
07/04	FAWNSKIN DR	MEDICAL RESCUE	2351	2353	0003	10	150
07/06	HAWTHORNE BL/PV DR W	SUSPICIOUS PERSON	1238	1239	1242	4	59
07/06	CADDINGTON DR	TRESPASSER	1436	1438	1440	4	83
07/06	ARROWROOT LN	POSS BURG TO RESD	2359	0000	0004	5	134
07/07	BLACKHORSE/HAWTHORNE	SUSPICIOUS PERSON	1256	1257	1258	2	52
07/07	CADDINGTON DR	POSS BURG TO RESD	2232	2233	2234	2	118
07/09	VIA RIVERA	MEDICAL RESCUE	0911	0911	0916	5	19
07/09	CADDINGTON DR	POSS BURG TO RESD	1610	1611	1616	6	60
07/10	PV DR SOUTH	ASST OFFC ON SCENE	0207	0207	0216	9	4
07/11	FOND DU LAC RD	MEDICAL RESCUE	1400	1406	1406	6	38
07/12	OCEANAIRE DR	PROWLER	0012	0014	0017	5	1
07/12	CALLE DE SUENOS	MEDICAL RESCUE	1316	1317	1318	2	55
07/12	CADDINGTON DR	POSS BURG TO RESD	2051	2052	2055	4	106
07/13	SUNMIST DR	MEDICAL RESCUE	0739	0741	0741	2	26
07/13	LOBROOK DR	MEDICAL RESCUE	1911	1911	1912	1	94
07/15	PEPPERTREE/PV DR S	SUSPICIOUS PERSON	1915	1921	1924	9	82
07/16	WESTERN AV	MEDICAL RESCUE	0651	0652	0703	12	22
07/16	WILDBIAR DR	MEDICAL RESCUE	1127	1129	1131	4	48
07/17	VIA COLINITA	MEDICAL RESCUE	0412	0415	0422	10	12
07/17	MONTEMALAGA DR	TRAFFIC ACCIDENT	1446	1447	1451	5	60
07/17	DEL CERRO PARK	ASST OFFC ON SCENE	2122	2129	2130	8	90

# RANCHO PALOS VERDES EMERGENT CALL RESPONSE

3rd Quarter 2021 Page 2

DATE	LOCATION	TYPE OF CALL	ENTRY	ENROUTE	ARRIVAL	RESP TIME MIN	TAG
07/18	AVENIDA APPRENDIA	TRAFFIC ACCIDENT	1106	1111	1111	5	37
07/18	COACH RD/PV DR E	FIRE	1834	1835	1839	5	67
07/19	WESTMONT DR	TRAFFIC ACCIDENT	0548	551	0554	6	12
07/20	ALBERO CT	BURG TO RESD	0718	0719	0724	6	24
07/27	SATTES DR	BURG TO RESD	2114	2116	2118	4	102
07/29	TWIN HARBORS VIEW DR	POSS BURG TO RESD	0339	0342	0347	8	2
07/29	PLAINFIELD DR	TRAFFIC ACCIDENT	1622	1625	1625	3	97
07/29	MIRALESTE DR/PV DR E	MEDICAL RESCUE	1751	1753	1755	4	106
07/30	GOLDEN MEADOW DR	MEDICAL RESCUE	0632	0632	0636	4	14
07/30	RIDGECOVE CT	MEDICAL RESCUE	1018	1020	1021	3	35
07/31	RUE DE LA PIERRE	FIRE	1201	1202	1207	6	39
07/31	TRUMP NATIONAL DR	MEDICAL RESCUE	2253	2257	2257	4	80
08/01	HAWTHORNE BL/PV DR W	TRAFFIC ACCIDENT	0755	0757	0759	4	21
08/03	ROLLING RIDGE RD	POSS BURG TO RESD	0016	0018	0022	6	3
08/04	PV DR E/ROAN DR	SUSPICIOUS PERSON	0953	0954	1001	8	29
08/05	PV DR WEST	TRAFFIC ACCIDENT	1845	1847	1849	4	92
08/05	REDONDELA DR	FAMILY DISTURBANCE	1929	1931	1934	5	95
08/06	PEPPERTREE/PV DR S	TRAFFIC ACCIDENT	2140	2141	2148	8	98
08/07	AVENIDA APPRENDIA	MEDICAL RESCUE	0640	0642	0644	4	20
08/07	HEMEWORTH DR	MEDICAL RESCUE	1426	1428	1432	6	50
08/08	VALLON DR	MEDICAL RESCUE	0034	0036	0037	3	1
08/12	COASTSITE DR	MEDICAL RESCUE	1514	1515	1520	6	80
08/12	OCEAN TERRACE DR	MEDICAL RESCUE	2127	2131	2137	10	114
08/13	COLT RD	FIRE	0956	0957	1001	5	36
08/13	PV DR S/TERRANEA WY	TRAFFIC ACCIDENT	1331	1334	1340	9	59
08/13	HIGHPOINT RD	MEDICAL RESCUE	1936	1937	1945	9	85
08/13	ROTHROCK DR	MEDICAL RESCUE	1949	1951	1954	5	88

# RANCHO PALOS VERDES EMERGENT CALL RESPONSE

3rd Quarter 2021 Page 3

DATE	LOCATION	TYPE OF CALL	ENTRY	ENROUTE	ARRIVAL	RESP TIME MIN	TAG
08/14	WESTERN AV	TRAFFIC ACCIDENT	0005	0007	0009	4	1
08/16	ALBERO CT	BRUSH FIRE	1047	1048	1053	6	37
08/19	HAWTHORNE BL	MEDICAL RESCUE	0843	0844	0845	2	38
08/19	TOSCANINI DR/WESTERN	TRAFFIC ACCIDENT	1455	1456	1457	2	87
08/19	PV DR SOUTH	MEDICAL RESCUE	1600	1601	1605	5	95
08/20	NANTASKET DR	SUSPICIOUS PERSON	2117	2118	2123	6	103
08/21	MT RUSHMORE RD	POSS BURG TO RESD	1958	1959	2002	4	71
08/24	AVENIDA CLASSICA	TRAFFIC ACCIDENT	2333	2334	2336	3	135
08/25	CRESTRIDGE RD	9-1-1 HANG UP	0642	0645	0647	5	26
08/25	EDDINGHILL/HAWTHORNE	TRAFFIC ACCIDENT	1454	1455	1457	3	92
08/26	HAWTHORNE/LOCKLENNA	TRAFFIC ACCIDENT	1530	1532	1532	2	99
08/27	WHITLEY COLLINS DR	BURG TO RESD	0105	0105	0110	5	3
08/28	MARGUERITE DR	ASSAULT	1637	1641	1645	8	74
08/29	FORRESTAL DR/PV DR S	SUSPICIOUS PERSON	1933	1933	1933	0	65
08/30	HAWTHORNE/LOS VERDES	TRAFFIC ACCIDENT	2007	2009	2011	4	97
09/01	SILVER ARROW DR	POSS BURG TO RESD	1232	1233	1236	4	50
09/04	VIA DEL MAR	MEDICAL RESCUE	0456	0457	0506	10	8
09/04	PV DR EAST	MEDICAL RESCUE	0702	0703	0705	3	16
09/04	GRAYSLAKE RD	FAMILY DISTURBANCE	2227	2228	2235	8	83
09/05	RIDGEFERN CT	MEDICAL RESCUE	0212	0213	0218	6	7
09/05	TERRENEA WY	MEDICAL RESCUE	0929	0932	0932	3	27
09/05	CRESTWOOD/WESTERN	TRAFFIC ACCIDENT	1440	1441	1444	4	56
09/06	CALLE ENTRADERO	MEDICAL RESCUE	1621	1621	1626	5	78
09/06	VERDE RIDGE DR	FIRE	1825	1827	1828	3	87
09/09	DEL CERRO PARK	TRAFFIC ACCIDENT	1125	1127	1128	3	68
09/09	VIGILANCE DR	MEDICAL RESCUE	1733	1737	1739	6	113
09/10	RUE LE CHARLENE	DOMESTIC DISTURBANCE	2119	2121	2125	6	123

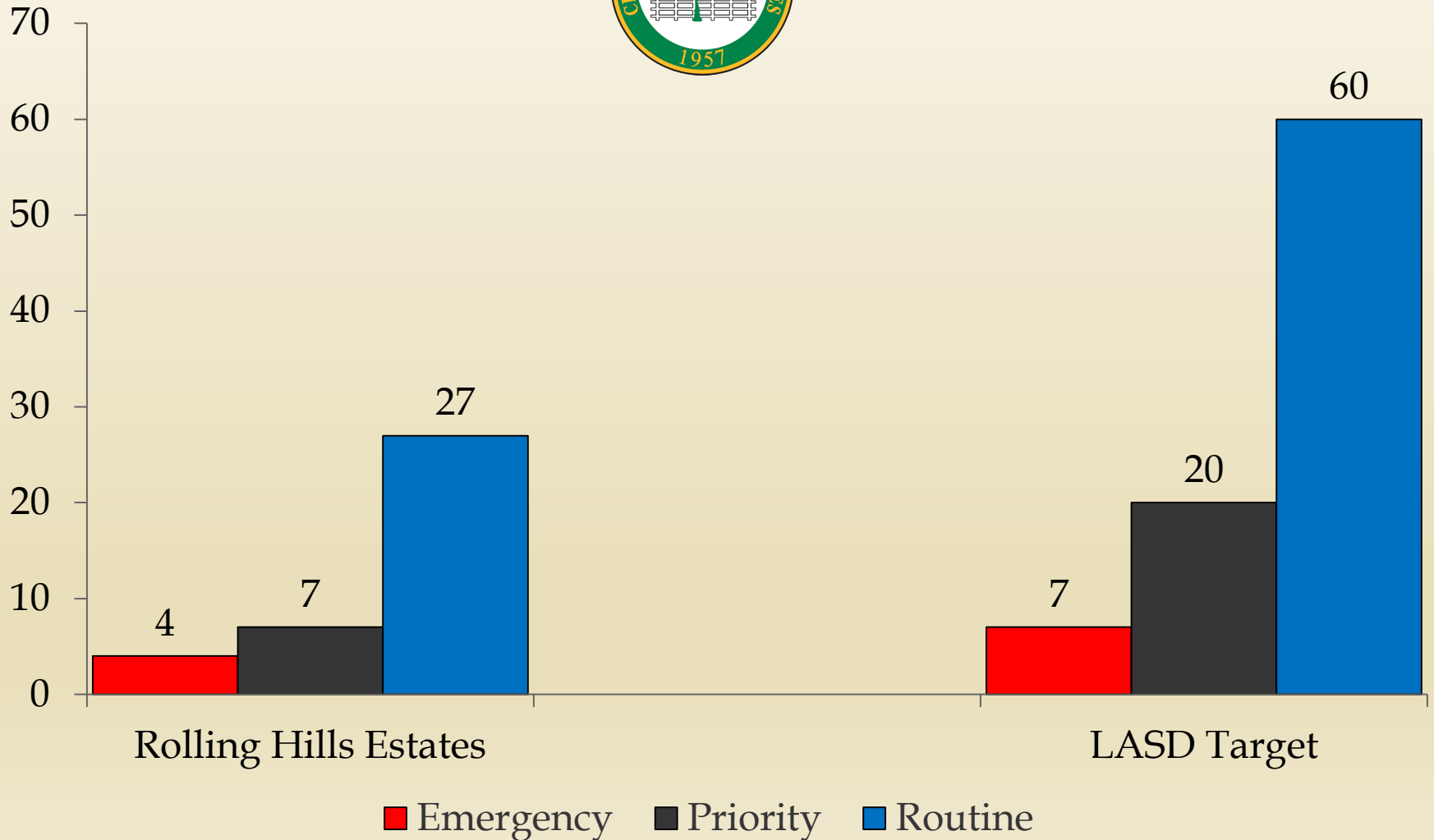
# RANCHO PALOS VERDES EMERGENT CALL RESPONSE

3rd Quarter 2021 Page 3

[illegible]

# ROLLING HILLS ESTATES

## 3rd Quarter Average Response Times



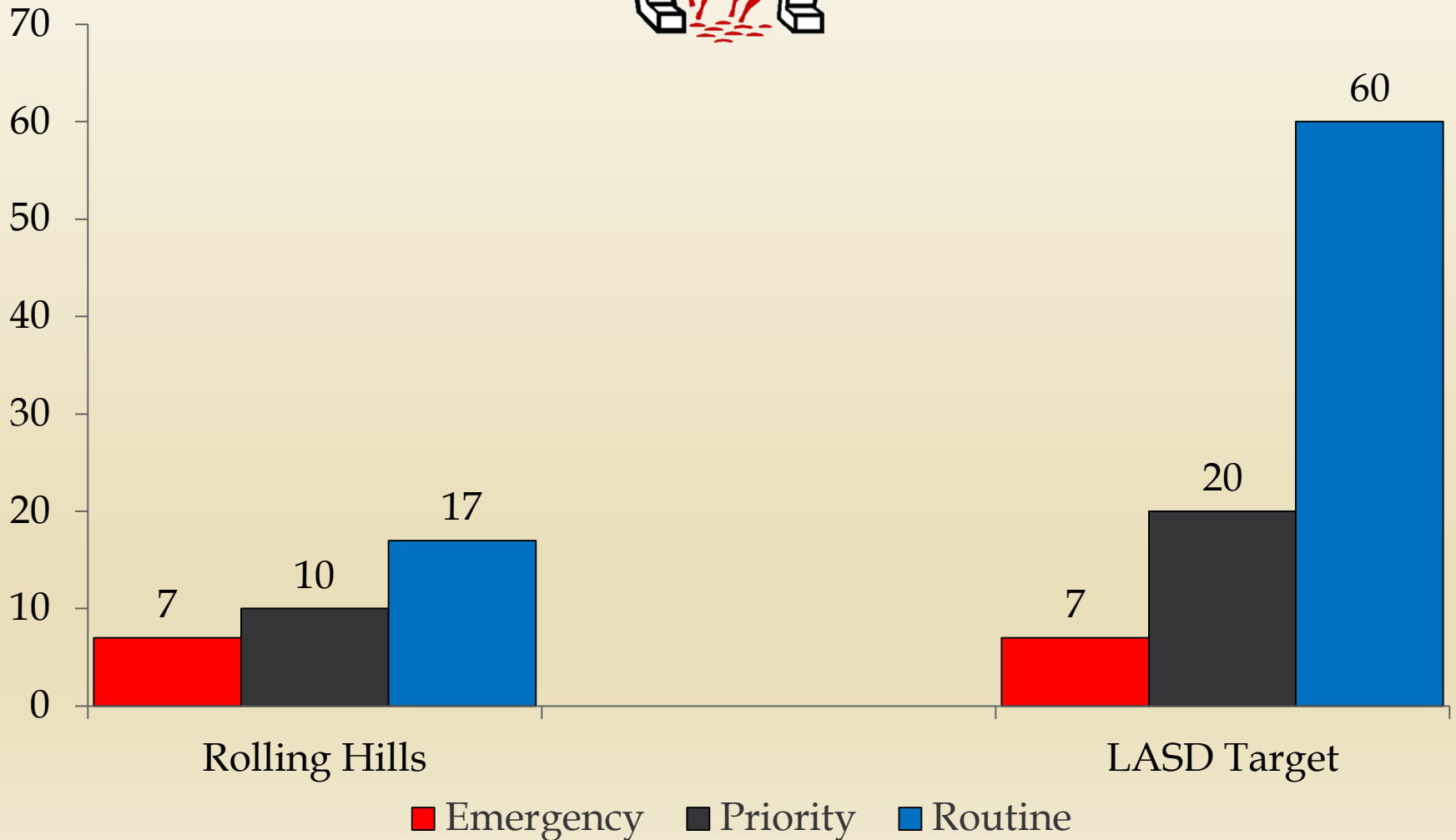
# ROLLING HILLS ESTATES EMERGENT CALL RESPONSE

## 3rd Quarter 2021

[illegible]

# ROLLING HILLS

## 3rd Quarter Average Response Times



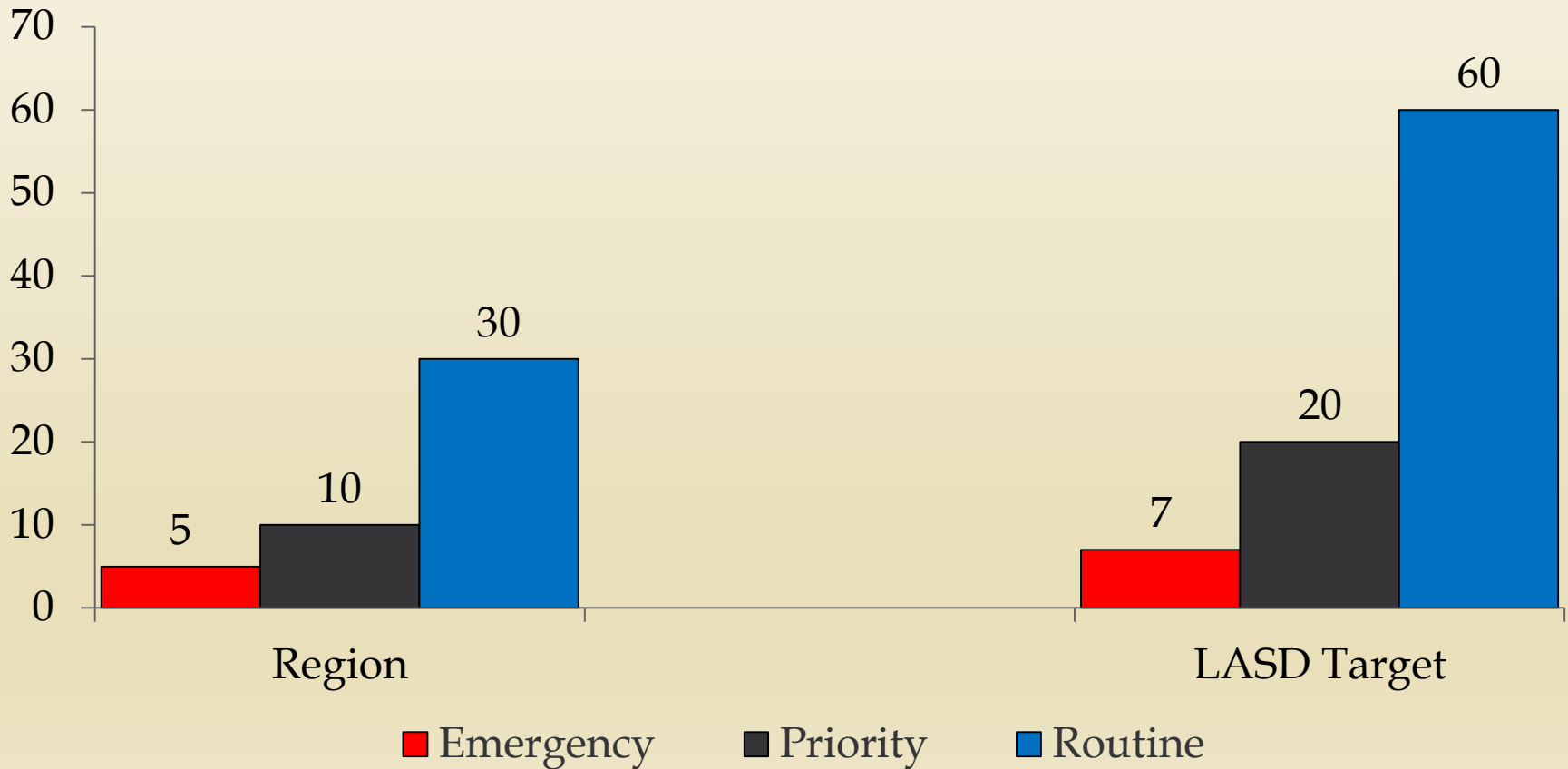
# ROLLING HILLS EMERGENT CALL RESPONSE

## 3rd Quarter 2021

DATE	LOCATION	TYPE OF CALL	ENTRY	ENROUTE	ARRIVAL	RESP TIME MIN	TAG
07/19	QUAIL RIDGE RD S	POSS BURG TO RESD	2330	2332	2332	2	90
08/17	OUTRIDER RD	MEDICAL RESCUE	1708	1711	1715	7	72
08/27	REATA LN	MEDICAL RESCUE	2047	2049	2057	10	97
09/17	CREST RD W	MEDICAL RESCUE	1235	1236	1244	9	38
09/30	FLYING MANE RD	FIRE	1340	1346	1346	6	59

# PENINSULA REGION

## 3rd Quarter Average Response Times







**Regional Law Contract Committee  
Agenda Item No. 6-B  
Meeting Date: 11-18-21**

**MEMORANDUM**

**TO: REGIONAL LAW CONTRACT COMMITTEE**

**FROM: CITY MANAGERS**

**DATE: NOVEMBER 18, 2021**

**SUBJECT: MC CORMICK AMBULANCE RESPONSE TIMES**

**PREPARED BY: Elaine Jeng, City Manager**

---

**RECOMMENDATIONS**

1. Receive a report from staff, the Los Angeles County Fire Department and McCormick on ambulance response times.
2. In lieu of receiving listing of all ambulance calls and response times, the Los Angeles County Fire Department and or McCormick will provide brief quarterly reports on response trends, operational adjustments and recommendations to improve ambulance response times.

**BACKGROUND**

At the August 12, 2021 Committee meeting, staff recommended that the Committee direct staff to evaluate the ambulance response times with McCormick and the Fire Department. Staff also recommended the Committee to direct staff to report on performance issues with recommendations to improve response times, if appropriate.

The Committee did not take action on staff's recommendations at the August 12, 2021 meeting. Commenting on staff's recommendations, Committee member Bea Dieringer expressed her desire to continue to have call for service data from McCormick and to have the information cross referenced with response times with the Los Angeles County Fire Department. Committee member Dieringer added that the data is necessary

to see if patients are transported in a timely manner and to allow for questions from the Committee.

In July 2021, Rolling Hills staff worked with McCormick and the Los Angeles County Fire Department to prepare ambulance response time reports for the August 2021 Committee meeting. McCormick and the Los Angeles County Fire Department both expressed that the reports are labor intensive and that per McCormick's contract with the Los Angeles County Emergency Medical Services (EMS) Agency, McCormick is not required to provide the data to the Peninsula Cities.

In preparation for this report, staff found that in 2015, McCormick noted to the Committee that the response time data was provided as a courtesy to the group.

February 12, 2015

Palos Verdes Peninsula Regional Law Enforcement Committee Minutes  
MC CORMICK AMBULANCE REPORT/OVERVIEW OF SERVICES

Joe Chidley, McCormick Ambulance provided an overview of their services to the South Bay, including the Palos Verdes Peninsula, which is in EOA Zone 7 and served through a contract with the County of Los Angeles. He stated that the current contract is a 10-year contract and began in 2006. **He commended that during the term of their contract they have been open in providing the response time data for the Palos Verdes Peninsula area and continue to work on ways to improve the response times in the area on the South side of Peninsula.** He reviewed the compliance data for EOA Zone 7 for 2014 that shows the response time is continually over 94% in compliance at eight minutes or less...

...Discussion ensued concerning the response times for the portions of the Rancho Palos Verdes on the South side of the Peninsula. Member Brooks commented that the City of Rancho Palos Verdes recognizes the need for improved service in that area given the influx of people visiting the area along Palos Verdes Drive South recently and asked Mr. Chidley for McCormick's help in addressing the need for an ambulance substation in that area. Mr. Chidley reviewed McCormick's current efforts in addressing the service needs of that area including posting an ambulance in that area during peak times. Further discussion ensued concerning adding a substation on the South side of the Peninsula with Trump National being identified as an optimal location. In response to Member Hill, Mr. Chidley commented that McCormick would be willing to put a facility in if an area was made available. Discussion ensued concerning possible locations and facilities.

In reviewing Committee meeting minutes dating back to 2006, the Committee received brief statistical reports from McCormick followed by discussion on recommendations to

improve response times. The below excerpt is from the November 17, 2009 meeting minutes.

November 17, 2009

Palos Verdes Peninsula Regional Law Enforcement Committee Minutes  
MC CORMICK AMBULANCE REPORT

Mike Henderson of McCormick Ambulance reviewed the quarterly ambulance statistics, by city for the time period from July through September 2009. He noted that during this time period, there were no calls over 15 minutes. He further stated that the overall response time for the region was good with most calls being responded to in less than five minutes which is below the target response time of 8 minutes 59 seconds, in the Portuguese Bend Area of Rancho Palos Verdes mostly due to where the units are responding from. **Member Long asked Mr. Henderson what he would recommend as a mechanism to improve response times in that area. Mr. Henderson suggested that possibly a trailer could be located on the Rancho Palos Verdes City Hall campus, at McCormick's expense, to help improve response time.**

The minutes to the May 11, 2017 Committee meeting discussed that beyond the compliance measure of responding within 8 minutes and 59 seconds per call, McCormick also reported that if the aggregate response times were to fall below the 92% threshold, penalty fees are imposed per McCormick's agreement with the Los Angeles County EMS.

May 11, 2017

Regional Committee Law Enforcement Minutes

REPORT WITH COMPARISON OF AMBULANCE RESPONSE TIME  
COMPLIANCE ACROSS COUNTY

Administrative Analyst Ruiz presented comparisons of McCormick response times based on data provided by the County of Los Angeles including the agreement by and between the County of Los Angeles and Westmed Ambulance, 2016 Los Angeles County EMA Agency Response Time Audit Summaries for all Exclusive Operating Areas (EOA), and 2016 McCormick Ambulance quarterly reports for the Peninsula region...

**...McCormick representative Daniel Perez clarified that if their response times were to fall below the 92% threshold, penalty fees are imposed per the agreement. To date McCormick has never been assessed a fine...**

## DISCUSSION

In reviewing Committee meeting minutes from 2006 and beyond, the purpose of presenting statistics on ambulance response times is to identify trends, systemic

problems with ambulance service in the Peninsula, and to discuss possible solutions to improve response time, if necessary.

McCormick and the Los Angeles County Fire Department reported to staff that in recent months, the wait time to discharge a patient at the hospitals are causing ambulance units to standby for over an hour. This issue has hindered the ability for McCormick to respond to subsequent calls and units from other areas for support. Ambulance personnel are to report these issues to the nearby Los Angeles County Fire Department Battalion Chief. The Los Angeles County Fire Department Battalion Chiefs have been dispatched to hospitals to work with medical care professionals to discharge patients to free up ambulance units so that the ambulances can respond to other calls.

The operational difficulty outlined above cannot be easily deduced from line stats on calls for service. The Los Angeles County Fire Department and or McCormick personnel can discuss and inform the Committee on this operational difficulty and discuss the effectiveness of the dispatched Battalion Chiefs or other measures to overcome the difficulty.

## **CONCLUSION**

Review line-by-line data to determine if McCormick has met the compliance measure of responding within 8 minutes and 59 seconds is already being performed by the Los Angeles County EMS Agency as a part of McCormick's contract. Additionally, if McCormick's overall compliance rate by year falls under 92%, McCormick will be fined by the contracting agency.

In lieu of receiving listing of all ambulance calls and response times, the Committee would have more impactful data by having the Los Angeles County Fire Department and or McCormick provide brief quarterly reports on response trends, operational adjustments and recommendations to improve ambulance response times.