



CITY CLERKS: PLEASE POST

AGENDA

**PALOS VERDES PENINSULA
REGIONAL LAW ENFORCEMENT COMMITTEE**

**THURSDAY, MAY 14, 2020
7:30 A.M.***

VIRTUAL MEETING

Pursuant to Section 3 of [Executive Order N-29-20](#), issued by Governor Gavin Newsom on March 17, 2020, the meeting of the Regional Law Enforcement Committee for Thursday, May 14, 2020, at 7:30 a.m.*, will be conducted via teleconference using the Zoom platform. Please see separate cover for public participation options.

** Meeting will begin immediately following the preceding Peninsula Regional Emergency Preparedness Committee meeting*

1. **CALL TO ORDER**
2. **ROLL CALL**
3. **PLEDGE OF ALLEGIANCE**
4. **PUBLIC COMMENT**

NOTE: *This is the appropriate time for members of the public to make comments regarding items not listed on this agenda. Pursuant to the Brown Act, no action will take place on any items not listed on the agenda.*

5. **APPROVAL OF MINUTES**

A. MINUTES OF FEBRUARY 13, 2020

6. **OLD BUSINESS**

- A. PENINSULA-WIDE AUTOMATIC LICENSE PLATE READER (ALPR) UPDATE (VERBAL)
- B. FLOCK UPDATE (WRITTEN)
- C. PVPUSD SCHOOL RESOURCE OFFICER UPDATE (WRITTEN)

7. **NEW BUSINESS**

- A. QUARTERLY LAW ENFORCEMENT/TRAFFIC REPORT/CORE REPORT (SHERIFF)
- B. MCCORMICK/PARAMEDIC RESPONSE UPDATE (WRITTEN)

8. **OTHER MATTERS FROM REGIONAL LAW ENFORCEMENT COMMITTEE MEMBERS**

NOTE: *This is the appropriate time for Committee Members to direct the placement of items for future action on upcoming agendas.*

9. **ADJOURNMENT**

- A. Next regular meeting Thursday, August 13, 2020 at 7:30 a.m.*
*(*immediately following the preceding Peninsula Regional Emergency Preparedness Committee meeting)*



THE ROLLING HILLS CITY COUNCIL CHAMBERS WILL NOT BE OPEN TO THE PUBLIC

Pursuant to Section 3 of [Executive Order N-29-20](#), issued by Governor Gavin Newsom on March 17, 2020, the meeting of the Regional Law Enforcement Committee and Regional Emergency Preparedness Committee for Thursday, May 14, 2020, at 7:30 a.m., will be conducted via teleconference using the Zoom platform. These measures are to protect the public and City employees, and to do our part to help 'flatten the curve' and slow the spread of COVID-19.

To maximize public safety while still maintaining transparency and public access, those members of the public wishing to participate may do so in the following ways:

1. **Viewing the “live” meeting:** To view the City Council meetings live, email Shane Lee at slee@rpvca.gov with your name and contact information prior to 3:00 p.m. on Wednesday, May 13, 2020. Upon successful submission, you will receive an email with further instructions on how to connect to the meeting.
2. **Comments on non-agenda and specific agenda item(s):** If you wish to make a comment, please submit via email to slee@rpvca.gov. Comments received by 3 p.m. on Wednesday, May 13, 2020 will be forwarded to the Regional Law Enforcement Committee and Regional Emergency Preparedness Committee prior to the meeting for consideration. Otherwise, they will be included as late correspondence the following day. Any comments received after 3 p.m. on Wednesday, May 13, 2020 will not be read during the meeting.
3. **Comments on non-agenda and specific agenda item(s) during the “live” meeting:** If you are watching the meeting live and wish to make a comment on an agenda item, as it is being heard, you may submit your brief comment using the following methods below. Please note that there is a maximum allowance of 3 minutes per individual comment, subject to the Chair’s discretion. Your comment will be read or heard during the meeting, if received in real time and prior to the commencement of that item.
 - a. Email: Comments will be accepted via email to slee@rpvca.gov during the meeting, prior to the close of the public comment portion on an item or during public comments for non-agenda items, and read aloud into the record with a maximum allowance of 3 minutes per individual comment, subject to the Chair’s discretion.
 - b. Telephone: If you wish to speak during the meeting, email Shane Lee at slee@rpvca.gov with your name, contact information, and the item number

on which you wish to comment. Upon successful submission, you will receive an email with further instructions on how to connect to the meeting.

Members of the public desiring to participate in the virtual city meeting are invited and welcome to do so. Please be advised that there exists the possibility of technological interruptions in telephone or Zoom connections which are beyond the control of City staff. Every effort will be made to establish or reestablish uninterrupted virtual participation in the meeting. Your patience and understanding will be appreciated.

In compliance with the Americans with Disabilities Act, if you require a disability-related modification or accommodation to participate in this meeting, please contact the City at least 48 hours prior to the meeting via email at adarequests@rpvca.gov. Staff will use their best efforts to provide reasonable accommodations to provide as much accessibility as possible while also maintaining public safety.

The City of Rancho Palos Verdes thanks you in advance for your cooperation and reminds you that abiding by the March 17, 2020, orders issued by Governor Gavin Newsom and the County of Los Angeles mandating that all residents stay home except for essential needs **is the best and most effective tool to slow the spread of COVID-19 (novel coronavirus).**

LAW ENFORCEMENT
AGENDA ITEM 5A
MEETING DATE: 05/14/20

**PALOS VERDES PENINSULA
REGIONAL LAW ENFORCEMENT COMMITTEE
MINUTES
February 13, 2020**

1. CALL TO ORDER

A meeting of the Palos Verdes Peninsula Regional Law Enforcement Committee (Committee) was called to order by Chairman Alegria at 8:05 a.m. in the Council Chamber at Rolling Hills City Hall, 2 Portuguese Bend Road, Rolling Hills, California.

2. ROLL CALL

PRESENT: Elaine Jeng, City Manager, Rolling Hills
Velveth Schmitz, Mayor, Rolling Hills Estates
Patrick Wilson, Councilmember, Rolling Hills
Eric Alegria, Mayor Pro Tem, Rancho Palos Verdes
Bea Dieringer, Councilmember, Rolling Hills
David Bradley, Councilmember, Rancho Palos Verdes
Greg Grammer, City Manager, Rolling Hills Estates
Ara Mihranian, Interim City Manager, Rancho Palos Verdes
Shane Lee, Administrative Analyst, City of Rancho Palos Verdes

ABSENT: Judy Mitchell, Councilmember, Rolling Hills Estates

ALSO PRESENT: Alexa Davis, Assistant City Manager, Rolling Hills Estates
Jessica Slawson, Administrative Analyst, City of Rolling Hills Estates
Kit Fox, Interim Deputy City Manager, Rancho Palos Verdes
Teri Takaoka, Deputy City Clerk, Rancho Palos Verdes
Captain James Powers, Lomita Sheriff's Station, Los Angeles Sheriff Department
Lieutenant Michael White, Lomita Sheriff's Station, Los Angeles Sheriff Department
Scott Hale, Assistant Chief, Los Angeles County Fire Department
Keith Butler, Superintendent, Palos Verdes Peninsula Unified School District
Yohana Coronel, City Clerk, Rolling Hills

3. PLEDGE OF ALLEGIANCE

Member Wilson led the pledge of allegiance.

4. PUBLIC COMMENTS

Susan Brooks congratulated Member Bradley for his new appointment as Councilmember and Committee member. She requested that public comments for agenda items be made available for public participants to provide their input. She shared that residents were experiencing confusion because of the Cal-Water construction project lane changes and that residents were receiving mobbing violation tickets from the Sheriff. Ms. Brooks requested that the cities work with the Sheriff to further educate the public so that there would be less confusion and less tickets issued. Another comment was in regards to the switchbacks along Palos Verdes Drive East and South. She noted that the City of Rancho Palos Verdes (RPV) City Council allocated an additional Sheriff Officer to target the switchbacks, as there were several accidents and one death that occurred in the previous month. With these deaths and accidents, Ms. Brooks requested that they future such events should be shared to the newspaper.

5. APPROVAL OF MINUTES

A. MINUTES OF FEBRUARY 13, 2020

Member Wilson moved, seconded by Chairman Algeria, to approve the Minutes of the February 13, 2020 Regional Law Enforcement Committee Meeting. Motion approved without objection, (8-0).

6. COMMITTEE REORGANIZATION

Member Schmitz formally congratulated Councilmember Mitchell for her service towards the region and the Committee. On behalf of Councilmember Mitchell, Member Schmitz nominated Mayor Pro Tem Alegria, seconded by Member Wilson, to become the next Chair of the Regional Law Enforcement Committee. Motion approved without objection, (8-0).

In response to Member Bradley's question regarding the reason the City of Palos Verdes Estates (PVE) is not a part of this meeting, Chair Alegria explained that the Committee includes the cities with Los Angeles Sheriff's Department contracts. Interim City Manager Mihranian added that the Committee was formed to enhance communication between the three cities that contract with the Sheriff's Department. City Manager Grammer also shared that the Committee focuses on the crime statistics, and the Committee also recognized in the past that emergency preparedness is different and should include all four cities, which is the reason the Regional Emergency Preparedness Committee was created. Chair Alegria suggested having this discussion as a future agenda item.

7. OLD BUSINESS

A. UPDATE ON SCHOOL RESOURCE OFFICER (VERBAL REPORT)

Keith Butler, Associate Superintendent, Business Services for the Palos Verdes Peninsula Unified School District (PVPUSD), passed out a written update and explained that billing is still being worked out between the security firm and the cities. Mr. Butler introduced the two School Resource Officers (SRO): Dave Rozas and Steve Moses. Mr. Steve Moses provided his background, which includes 30 years with the Sheriff's Department, working alongside Captain Powers, and past experience as a School Resource Office at Lakewood High School.

In response to Interim City Manager Mihanian's request, Mr. Moses provided an explanation of his daily duties and overall responsibilities. Each day, he checks reports from the evening before to the morning he arrives. He also serves as a traffic officer, performs perimeter, bathroom and car checks, stops outsiders from coming into the open campus, and builds relationships and trust with the students and parents.

In response to Member Schmitz's question whether they monitor students' social media, Mr. Moses explained that they assess and respond to incidents when necessary, but do not actively monitor social media accounts. Associate Superintendent Butler also shared that the school district cannot monitor social media due to liability reasons, but they respond when they are made aware of an incident.

In response to Chair Alegria regarding when the district responds to an incident escalation, Associate Superintendent Butler explained that they would respond when an incident was made aware to them.

In response to Member Bradley's question regarding if the threat of posting explicit pictures is a crime, Mr. Moses stated that the threat itself is not a crime.

In response to Member Dieringer regarding the start time of the SRO's shift, placement of the SRO, camera monitoring on campus, and the amount of time for physical checks throughout the school hours, Mr. Moses explained that they have an office at the backend of the open campus school, they have twelve cameras that can be monitored on his district-provided computer, and he constantly performs physical checks across the perimeter and inside of the school. Associate Superintendent Butler also shared that there are different levels of video surveillance on each campus and that they are looking to increase safety and surveillance, pending approval of a local bond measure.

Member Schmitz shared her appreciation of the SRO and recognized their positive impact presence on the schools.

In response to Chair Alegria regarding safety topic education, Assistant Superintendent Butler shared that these will be offered as summer school projects for community education.

Associate Superintendent Butler asked the Committee to begin thinking about the following year's MOU, and that it would be ready for discussion in the next month or

two. He also shared that there is a Tobacco Grant in the State of California specifically for monitoring and lowering tobacco use. He noted that most school districts use this for SRO funding, and that the deadline for this is in July – He will follow up with the cities with the information for the grant.

In response to Member Dieringer's question regarding disciplinary actions for students at Peninsula High School and the other SRO, Mr. Rozas provided an introduction and shared his responsibilities. Mr. Rozas shared that he is a 38 year Lomita Sheriff's Station retiree who has lived in the South Bay with family who grew up in the region. He stated that they have 12 cameras with six more coming to be used at that campus. As a SRO, he also sits with the Associate Principals when discipline occurs and is available to provide recommended actions. Associate Superintendent Butler referred to the written update for other disciplinary actions.

Chair Alegria noted for the safety topics to be brought up for the next meeting.

Member Schmitz requested for written reports to be provided in advance of the meetings.

B. ALPR UPDATE (VERBAL REPORT)

Interim City Manager Mihranian provided an update on the two phases of the City of Rancho Palos Verdes' ALPR cameras along Western Avenue. He stated that phase one is currently underway and that there was a delay due to the manufacturing of the poles. The poles will be installed in spring. For the second phase, the additional cameras are being purchased and will be installed this summer.

City Manager Grammer shared the City of Rolling Hills Estates' two phase ALPR expansion. The City finished installation of new cameras on Rolling Hills Road and Crenshaw Boulevard and will shortly finish the installation of new cameras on Palos Verdes Drive East along the northern limit of the City of Lomita. In the next phase that will be taking place later in the spring or early summer, there be will additional cameras at Rolling Hills Road at the intersection of Hawthorne Boulevard and Palos Verdes Drive East along the northern limit of the City of Lomita. These locations will cover every entry point into the City of Rolling Hills Estates (RHE).

In response to Member Bradley regarding the connectivity of the ALPR system, Interim City Manager Mihranian confirmed that the ALPR systems are all connected across the Peninsula

In response to Member Schmitz to clarify whether there are cameras in PVE, Assistant City Manager Davis stated that there are cameras on Via Del Monte and along Palos Verdes Boulevard by the City Hall. Interim City Manager Mihranian added that all entry points to the Peninsula will have ALPR cameras.

In response to Member Bradley regarding whether the Lomita Sherriff's Station receives the ALPR hits from PVE Police Department, and vice versa, and if it is an integrated system, Captain Powers stated that if there is an ALPR hit within their jurisdiction heading towards the jurisdictions of Torrance Police Department, Los Angeles Police Department, and PVE Police Department, they will provide a courtesy call, and the same occurs if it is the other way around. He further clarified that each agency has the ability to continue the pursuit of an ALPR hit into the jurisdictions of other agencies.

Assistant City Manager Davis clarified that the ALPR system runs on one database through a collaboration with one vendor, Vigilant Solutions. Although the alerts may not be sent to the different jurisdictions, all the public safety agencies have the access to the same database.

In response to Member Dieringer's question regarding clarification of ALPR monitoring and if there is a way to proactively access the hits without receiving a courtesy call, Assistant City Manager Davis stated that each public safety agency has the capability to turn on alerts. Analyst Slawson also added that traffic officers have the capability to quickly communicate with one another over radio frequencies.

In response to Member Dieringer's request for an update for the next meeting, Assistant City Manager Davis noted that staff will follow-up with Vigilant Solutions for verification if every public safety agency can proactively access the ALPR cameras from other agencies.

Captain Powers stated that the ALPR systems are usually used after the fact as a means of follow-ups and investigation.

C. LOMITA STATION RECRUITMENT UPDATE (VERBAL REPORT)

Captain Powers reported a recruitment update and shared current vacancies. The Lomita Sherriff's Station has three additional Sergeants and one Lieutenant. There are no more vacancies for Lieutenants and one more vacancy for a Sergeant, although one just retired and one is on injury. Deputy vacancies are almost full and they are intentionally not taking additional trainees due to the lack of training officers.

8. NEW BUSINESS

A. QUARTERLY LAW ENFORCEMENT / TRAFFIC REPORT / CORE UPDATE

Chair Alegria requested that this update be focused on the highlights of the statistics instead of a detailed report, as was done in the past. The Committee agreed, that individual committee members can ask questions and allow the Captain to provide key highlights.

Captain Powers introduced his new Operations Sergeant Cedano who will be replacing retiring Sergeant DiGerlando. Sergeant Cedano shared that he has been with the Lomita Sheriff's Station for three years and is happy to be working with the Committee.

Captain Powers presented a summary of the highlights of the fourth quarter law enforcement update (October, December, January) for each of the cities in the Peninsula Region, with three year comparisons of the fourth quarter statistics.

For RPV, Captain Powers noted that statistics are consistent and particularly highlighted the Traffic Enforcement Index. This index uses a non-perfect mathematical formula based on 20 citations per collision; the RPV is below the 20 to 1 number, and overall, the citations are down.

In response to Member Schmitz's question regarding the extra deputies that RPV pays for on the switchbacks, Captain Powers explained that deputies intermittently patrol the switchback areas. Interim City Manager Mihranian confirmed that their contract with the Sheriff's Department includes costs for extra deputy patrols along the switchback during specific times or as requested.

In response to Member Bradley's inquiry regarding stationing of an unmanned vehicle at the top of the switchbacks, Captain Powers state that they have those available and have utilized them in the past. He explained their limited usage as they have been only useful for one day and have been vandalized in the past.

For RHE, Captain Powers noted that for the citation numbers have stemmed from the Cal Water Crenshaw Boulevard Project. He explained that his officers have been exercising the spirit of the law more than the letter of the law, in that they have been listening to individuals and allowing some of them to go.

Member Schmitz acknowledged the Sheriff's Stations and city staff efforts especially in regards to the lane changes.

For Rolling Hills (RH), Captain Powers noted that there were no traffic collisions and the index is zero due to no collisions. There were some citations, but no other notes beyond that.

Captain Powers presented a summary of the fourth quarter crime statistics (October, November, and December) for each of the cities in the Peninsula Region.

For RPV, Captain Powers stated his biggest concern is residential burglaries, which went up by seven from the previous year although there have been several arrests related to these burglaries.

In response to Chair Alegria regarding the year to year comparison, Captain Powers confirmed that the overall burglaries from 2018 to 2019 were down.

In response to Member Bradley regarding how RPV can help the Sheriff's Station, Captain Powers affirmed that the City's use of Ring camera and that any camera system is helpful and very useful. He also shared the effectiveness of "see something, say something" and that this can be further shared. Lieutenant White also shared that community buy-in and education would be helpful, especially with regards to having neighbors communicate with each other when they are on vacation. He stated that burglars usually go straight to the Master Bedroom and residents can do a better job of hiding their valuables and purchasing safes. He also stated that residents are still having trouble with locking their doors.

Interim City Manager Mihranian noted that there was an uptick of burglaries along a specific section of Western Avenue, which Captain Powers confirmed that four of the burglaries were from the same organized burglars. Lieutenant White also noted that burglaries occurring in one city may result in arrests in another city, and vice versa.

For RHE, Captain Powers stated that his biggest concern was the increase to vehicle burglaries and other larceny thefts. He explained that further community education to not leave valuables in vehicles would be helpful. He also explained that larceny theft issues have risen due to certain stores allowing individuals to shoplift more easily.

In response to Member Schmitz's inquiry regarding the definition of other larceny theft, Captain Powers explained that this category is for thefts of items that exceed the value of 950 dollars.

For part II crimes, there was one misdemeanor sex offense but this was regarding a couple and inappropriate behavior. Vandalism increased slightly, and this was primarily at a high school.

In response to Member Dieringer's inquiry regarding petty theft categorization, Captain Powers stated that those would fall under the category of misdemeanors, miscellaneous.

For RH, Captain Powers noted that there was one aggravated assault that was classified as a felony but was actually a misdemeanor domestic violence case. There was one structural burglary where the home owner had a shed outside that was broken into.

In response to Member Wilson regarding the meaning of the one forgery case, Captain Powers clarified that the count could be because it was reported in RH but not necessary done in the city itself.

Captain Powers reviewed the response times for each of the Peninsula cities and noted that he focused on numbers above 10. He explained that some factors that influence these response times could be that officers may not be hitting the button to stop the time as soon as they can.

In response to Chair Alegria regarding whether the Station tracks the trends from the cities, Captain Powers stated that they do track those. Chair Alegria suggested, with the Committee's agreement, that they begin tracking their own trends from the Peninsula, quarter over quarter for the past two years. Chair Alegria requested Analyst Lee to follow and provide an update for the next meeting.

In response to Member Bradley's inquiry regarding clarification of the column titles, Captain Powers defined that entry is when the dispatcher inputs the call, enroute is when the unit pushes the button on the computer going in route, arrival is when the unit has arrived at the scene, and tag is an identifier number stating which service number it was that day.

In response to Member Dieringer's inquiry regarding the one attempted kidnapping call, Captain Power explained that the actual incident is not necessarily what the call was for, as the dispatch inputs what they are told and believe the incident is in regards, but the actual incident may be different.

B. CONTRACT COMPLIANCE REPORT

Captain Powers provided a written staff report earlier and explained to the Committee that the Lomita Sheriff's Station would not be hiring additional brand new deputies. He stated that there are too many trainees and not enough training officers. Captain Powers explained that new deputy trainees have two months of training where their minutes do not count towards the contracts, which causes their Station's contract compliance percentage rate to drop.

C. MCCORMICK/PARAMEDIC RESPONSE UPDATE

Assistant City Manager Davis reviewed for the Committee that when some of the ambulance response times were over nine minutes, they found that this was due to the fact that other emergency responders such as the Sheriff's or Fire paramedics had already arrived. The data shown now displays the McCormick responses that were over nine minutes and the correlating Fire Department response times, as they had arrived earlier than McCormick and which is the true response time. Assistant City Manager Davis noted that every instance when McCormick has a response time over nine minutes the Fire Department had arrived sooner, as demonstrated in the yellow columns in the datasheet.

For RH's December 2019, Assistant City Manager Davis explained that the one large delay in McCormick's response was due to a traffic accident that blocked the gate at Palos Verdes Drive North and Portuguese Bend, and the subsequent inoperable gate. She noted that although there was a large delay in McCormick's response, Fire Department paramedics arrived in seven minutes.

In response to Member Dieringer's inquiry regarding if there are any statistics that show if people could have been saved if the responders arrived one minute faster or if deaths statistics are included, Chief Hale stated that those statistics are not tracked.

9. Other Matters from Regional Law Enforcement Committee Members

A. LAW ENFORCEMENT / STUDENT EDUCATION

Chair Alegria asked the Committee, on behalf of RPV Councilmember Dyda, if the SROs could provide student and the law education that had historically been done by the Sheriff's Station. Interim City Manager Mihranian also shared that Marymount California University has a program every semester where a deputy speaks on driver's safety. The Committee discussed the possibilities of this type of program, its benefits and drawbacks, if the Station or the District would be in charge, and what the cities would have to do if they would like to request this from PVPUSD. Chair Alegria suggested that this be placed as a future agenda item along with a SRO update.

Chair Alegria also mentioned the Flock security camera pilot program and wanted to provide an update for the Committee. In response to Member Dieringer regarding clarification of the Flock camera, Interim City Manager Mihranian explained that it is a solar powered camera similar to the ALPR that has higher quality resolution. City Manager Grammer shared that RHE has a Flock camera system piloted for a year and can provide an update on it for the next meeting.

Member Bradley requested the Committee to discuss inclusion of PVE, especially to target interface with different public safety agencies. The Committee discussed the historical decision, the contractual reasons, and previous inclusion activities of PVE for share programs such as the SRO and ALPR program.

Member Dieringer requested that the Committee receive an update regarding the expansiveness of the ALPR camera system as discussed earlier in the meeting.

10. ADJOURNMENT

There being no further business before the Palos Verdes Peninsula Regional Law Enforcement Committee, Chair Alegria adjourned the meeting at 9:43 a.m. The next meeting is scheduled to be held on Thursday, May 14, 2020, following the Palos Verdes Peninsula Regional Emergency Preparedness Committee Meeting at 7:30 a.m. in the Council Chamber at Rolling Hills City Hall, 2 Portuguese Bend Road, Rolling Hills, CA 90274.

Respectfully submitted,



Shane Lee
Recording Secretary
Administrative Analyst,
City of Rancho Palos Verdes

Approved,

Eric Alegria
Chair
Mayor Pro Tem,
City of Rancho Palos Verdes

LAW ENFORCEMENT
AGENDA ITEM 6B
MEETING DATE: 05/14/20



REGIONAL LAW
Agenda Item No. 6-B
Meeting Date: 05-14-20

MEMORANDUM

TO: REGIONAL LAW ENFORCEMENT COMMITTEE
FROM: CITY MANAGERS
DATE: MAY 14, 2020
SUBJECT: FLOCK SAFETY CAMERA SYSTEM UPDATE

Flock Safety Camera System: Neighborhood Cameras

The cities of Rolling Hills Estates and Rancho Palos Verdes have worked with their respective Neighborhood Watch groups and Homeowners Associations (HOAs) to provide additional programs to further enhance public and personal safety. As a result, the City of Rolling Hills Estates staff has collaborated with the camera vendor Flock Safety and the Los Angeles County Sheriff's Department's Technology and Support Division including the Lomita Station this past year for a neighborhood camera pilot program.

The Flock Safety system has been determined to have high quality resolution with day and night functionality, motion detection imaging, and license plate reading technology that can be utilized by the local sheriff's station for police investigations and alerts. Although the Flock Safety system is in the early stages of alerting the local Lomita Sheriff's Station for wanted vehicles, it is not currently integrated into the greater Los Angeles County Sheriff's Department daily operations for county-wide data sharing. The camera is generally solar powered; however, can be hardwired if desired. The camera vendor has a cloud-based system in which a neighborhood representative can have administrative rights and access the system remotely. Staff has received positive feedback from Sheriff's Department personnel and neighborhood of overall system accessibility and functionality. As such, staff has recommended to City Council that this camera vendor be added to the City's camera grant vendor preferred list.

Additionally, the City of Rancho Palos Verdes will be piloting the camera system with an HOA this month for a total of five cameras that will be placed along the entrance/exit way of their neighborhood. Exhibit A: Flock Safety Camera and Pole Image

Exhibit B: Image Capture from Flock Safety Camera System

Flock Safety Camera Update
Regional Law Enforcement Committee
May 14, 2020
6B - 1

Exhibit A



Side View

Exhibit A (continued)



Front View

Exhibit B

Vehicle

- License Plate: CA 7AHC848
- Build: SUV
- Make: Honda
- Color: Silver Grey
- First time captured
- [More like this](#)

[Download Images](#)



Image Capture from RHE Pilot Camera

LAW ENFORCEMENT
AGENDA ITEM 6C
MEETING DATE: 05/14/20



REGIONAL LAW
Agenda Item No. 6C
Meeting Date: 05-14-20

MEMORANDUM

TO: REGIONAL LAW ENFORCEMENT COMMITTEE
FROM: BRENNA M. TERRONES, ACTING ASSISTANT SUPERINTENDENT,
ADMINISTRATIVE SERVICES,
PALOS VERDES PENINSULA UNIFIED SCHOOL DISTRICT
DATE: MAY 14, 2020
SUBJECT: PVPUSD SCHOOL RESOURCE OFFICER (SRO) UPDATE

PVPUSD School Resource Officer (SRO) Update

The two School Resource Officers (SROs) for the Palos Verdes Peninsula Unified School District (PVPUSD) have become an essential part of operations on campus. The School Resource Officers are working through the COVID-19 closure, of which became effective on March 13, 2020 for PVPUSD. Each SRO is patrolling our sites. In doing so, they are responding to calls about vandalism, gatherings of groups and routine checks to make sure the campus is secure and perimeter has not been breached allowing for accessibility. Officers Steve Moses and Dave Rozas continue conduct safety checks on the two comprehensive high school campuses and prior to the closure continued to attend school events with large crowds such as nighttime football games (both PV and Peninsula), basketball games, and school dances to ensure the safety of the students and faculty.

Both officers are conducting routine patrols at the elementary and middle school sites and are supplementing supervision staff with their presence to assist with difficult or confrontational situations. Their visual presence act as an effective deterrent, and them patrolling the sites is a huge reason they have not experienced more vandalism or break-ins. Specifically, Officer Moses is working 22 hours per week and Officer Rozas is working 26 hours per week, during the closure.

The PVPUSD summer program and curriculum offerings are still being finalized. There will be remote learning, however any discussion for on-campus summer instruction will be contingent on advisement from the County of Los Angeles. PVPUSD will send written confirmation as soon as their plan is finalized.


LAW ENFORCEMENT
AGENDA ITEM 7A
MEETING DATE: 05/14/20




**PENINSULA REGION
1ST QUARTER
LAW ENFORCEMENT UPDATE
2020**

*PRESENTED BY
CAPTAIN JAMES C. POWERS
LOMITA STATION*





TRAFFIC





RANCHO PALOS VERDES

Traffic Stats

2018
2019
2020

	Jan	Feb	Mar	Average	Jan	Feb	Mar	Average	Jan	Feb	Mar	Average
Total Collisions	18	13	18	16	14	14	20	16	22	16	9	16
Injury Collisions	5	4	8	6	3	5	7	5	6	6	2	5
Enforcement Index	24	22	6	17	28	16	10	18	23	32	75	43
Hazardous Cites	122	85	47	85	77	78	68	74	138	186	149	158
Non-Haz Cites	162	76	48	95	35	36	38	36	41	39	30	37
Parking Cites	85	61	55	67	49	68	139	85	102	20	19	47
DUI Arrests	0	1	1	1	2	1	0	1	2	3	1	2
DUI Collisions	0	0	1	0.3	1	1	0	0.7	1	1	1	1
Fatal Collisions	0	0	0	0	0	0	0	0	0	0	0	0

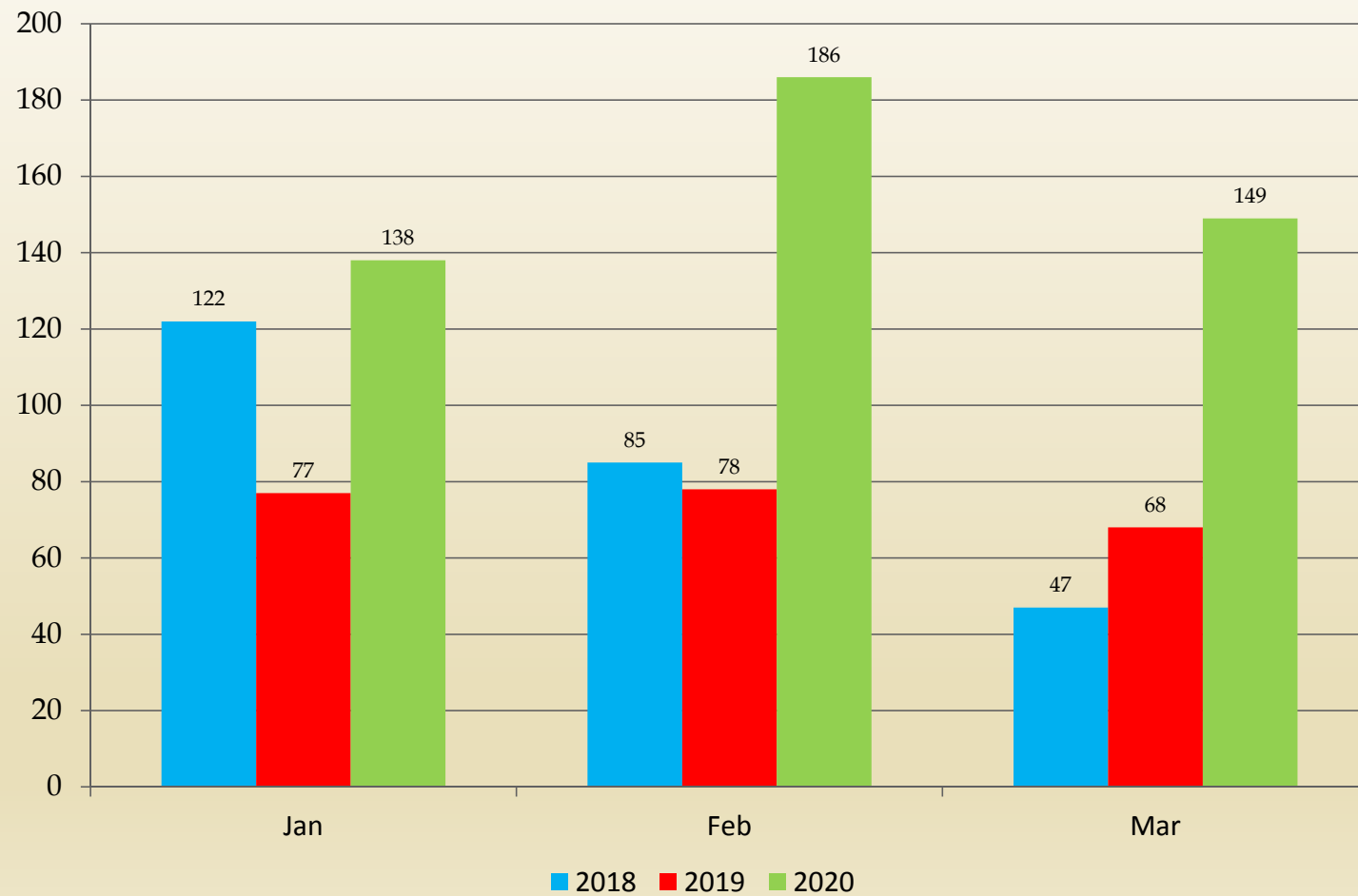
*Traffic Enforcement Index: Haz.Cites + DUI Arrests / Fatal + Injury Collisions (20:1)

1st Quarter Comparison



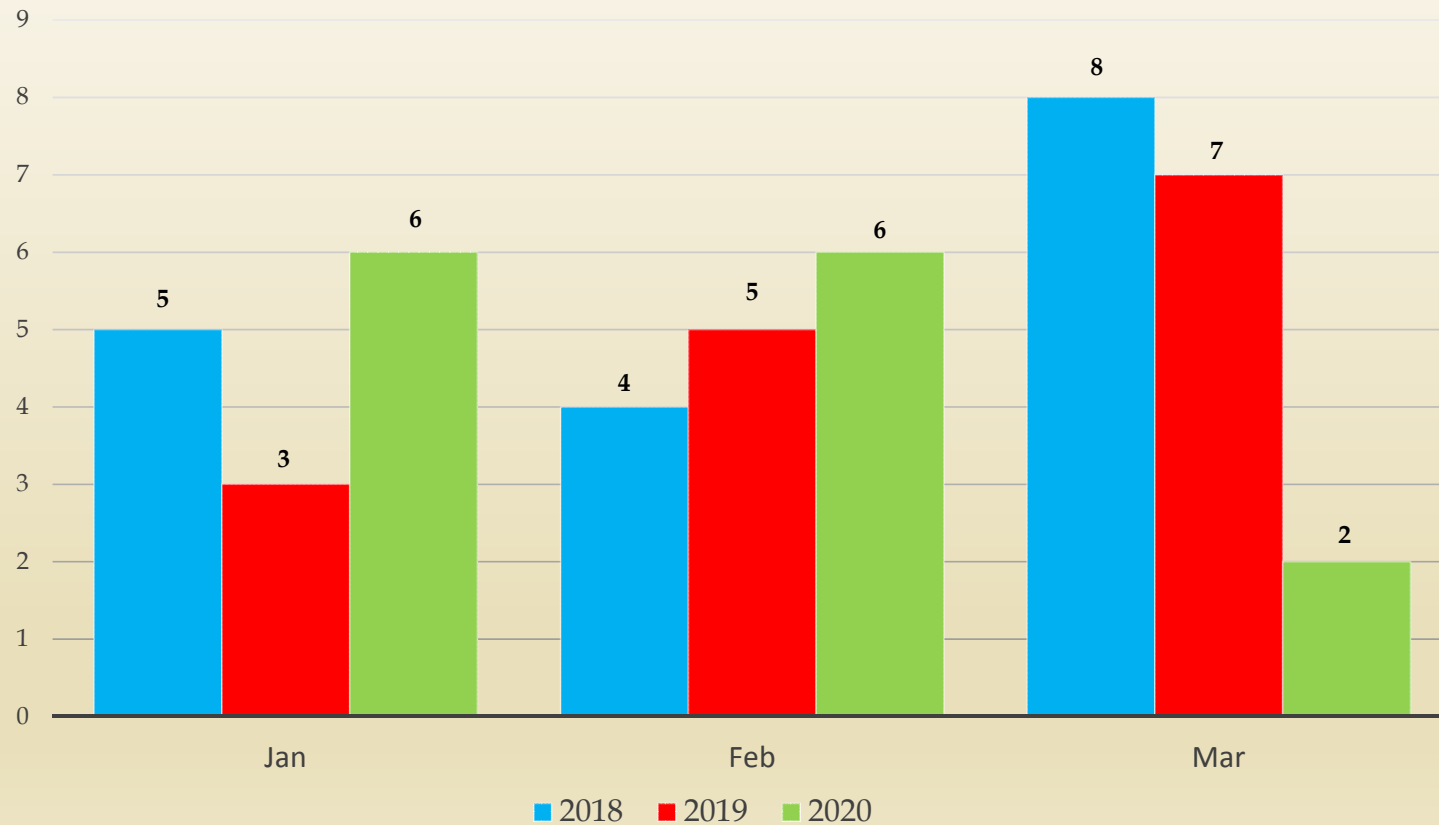
RANCHO PALOS VERDES

Hazardous Citations



RANCHO PALOS VERDES

Injury Traffic Collisions



ROLLING HILLS ESTATES

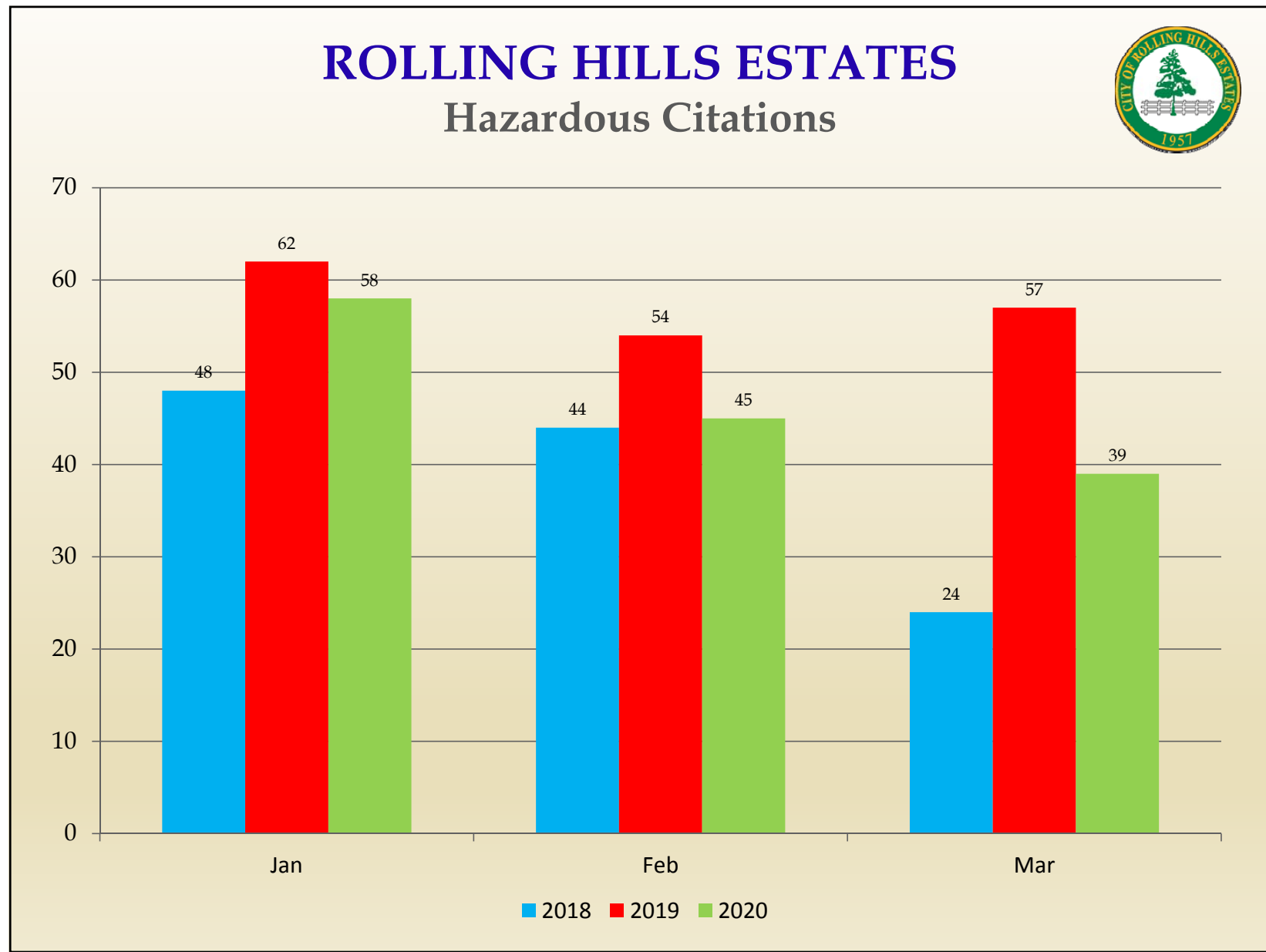
Traffic Stats

**2018****2019****2020**

	Jan	Feb	Mar	Average	Jan	Feb	Mar	Average	Jan	Feb	Mar	Average
Total Collisions	9	12	14	12	16	9	13	13	12	16	6	11
Injury Collisions	3	3	5	4	5	2	4	4	4	4	1	3
Enforcement Index	16	15	5	12	12	28	15	18	15	11	39	22
Hazardous Cites	48	44	24	39	62	54	57	58	58	45	39	47
Non-Haz Cites	58	25	16	33	13	4	16	11	16	17	9	14
Parking Cites	27	8	13	16	6	21	20	16	29	10	5	15
DUI Arrests	0	1	0	0	0	1	2	1	1	0	0	0
DUI Collisions	0	1	0	0	0	0	1	0.3	1	0	0	0.3
Fatal Collisions	0	0	0	0	0	0	0	0	0	0	0	0

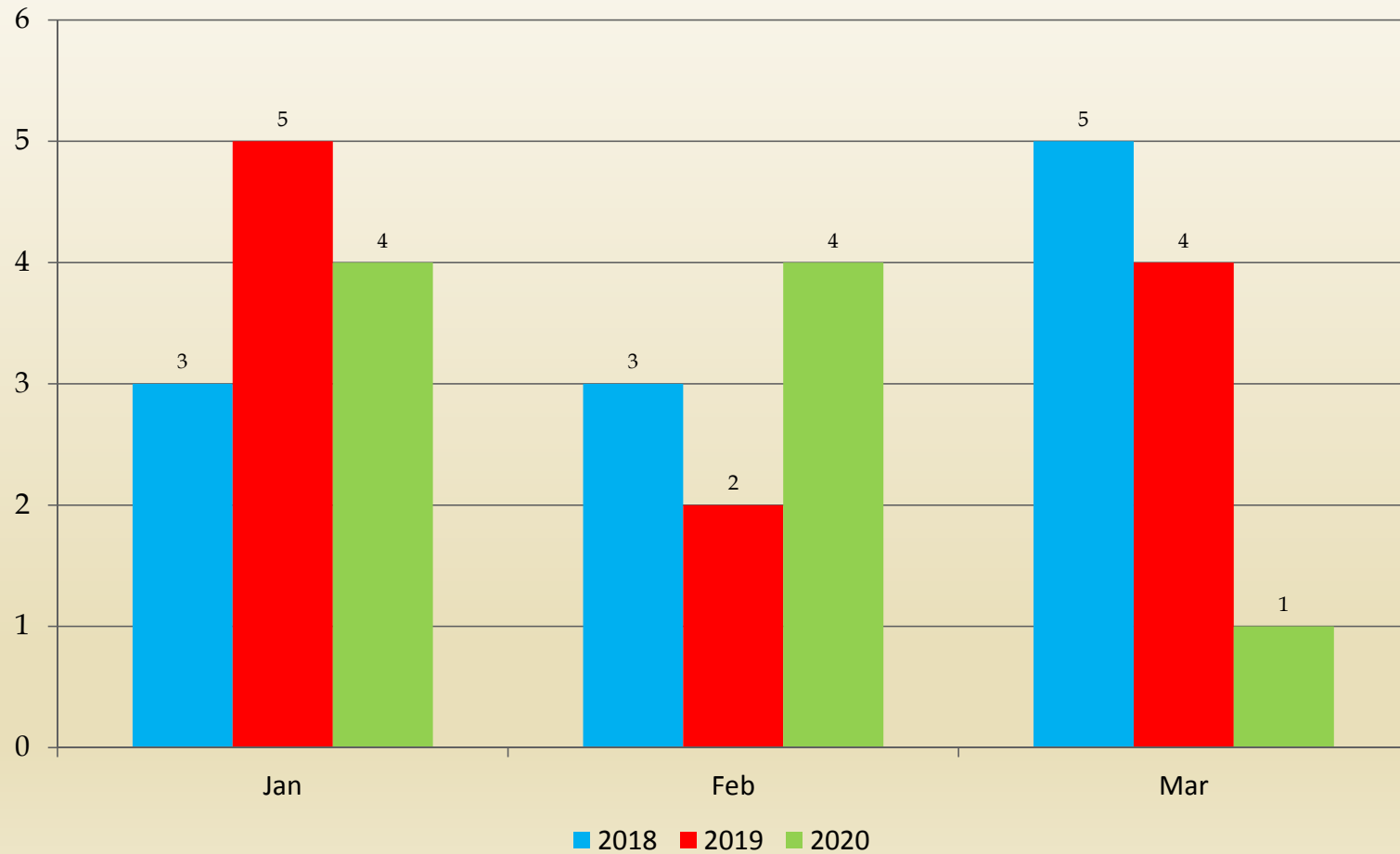
*Traffic Enforcement Index: Haz.Cites + DUI Arrests / Fatal + Injury Collisions (20:1)

1st Quarter Comparison



ROLLING HILLS ESTATES

Injury Traffic Collisions





ROLLING HILLS

Traffic Stats

2018**2019****2020**

	Jan	Feb	Mar	Average	Jan	Feb	Mar	Average	Jan	Feb	Mar	Average
Total Collisions	0	0	0	0	0	0	1	0.3	1	0	1	1
Injury Collisions	0	0	0	0	0	0	0	0	0	0	0	0
Enforcement Index	0	0	0	0	0	0	0	0	0	0	0	0
Hazardous Cites	34	19	22	25	13	22	12	16	5	10	22	12
Non-Haz Cites	0	0	2	1	0	0	3	1	0	0	0	0
Parking Cites	0	0	0	0	0	0	0	0	0	0	0	0
DUI Arrests	0	0	0	0	0	0	0	0	0	0	0	0
DUI Collisions	0	0	0	0	0	0	0	0	0	0	0	0
Fatal Collisions	0	0	0	0	0	0	0	0	0	0	0	0

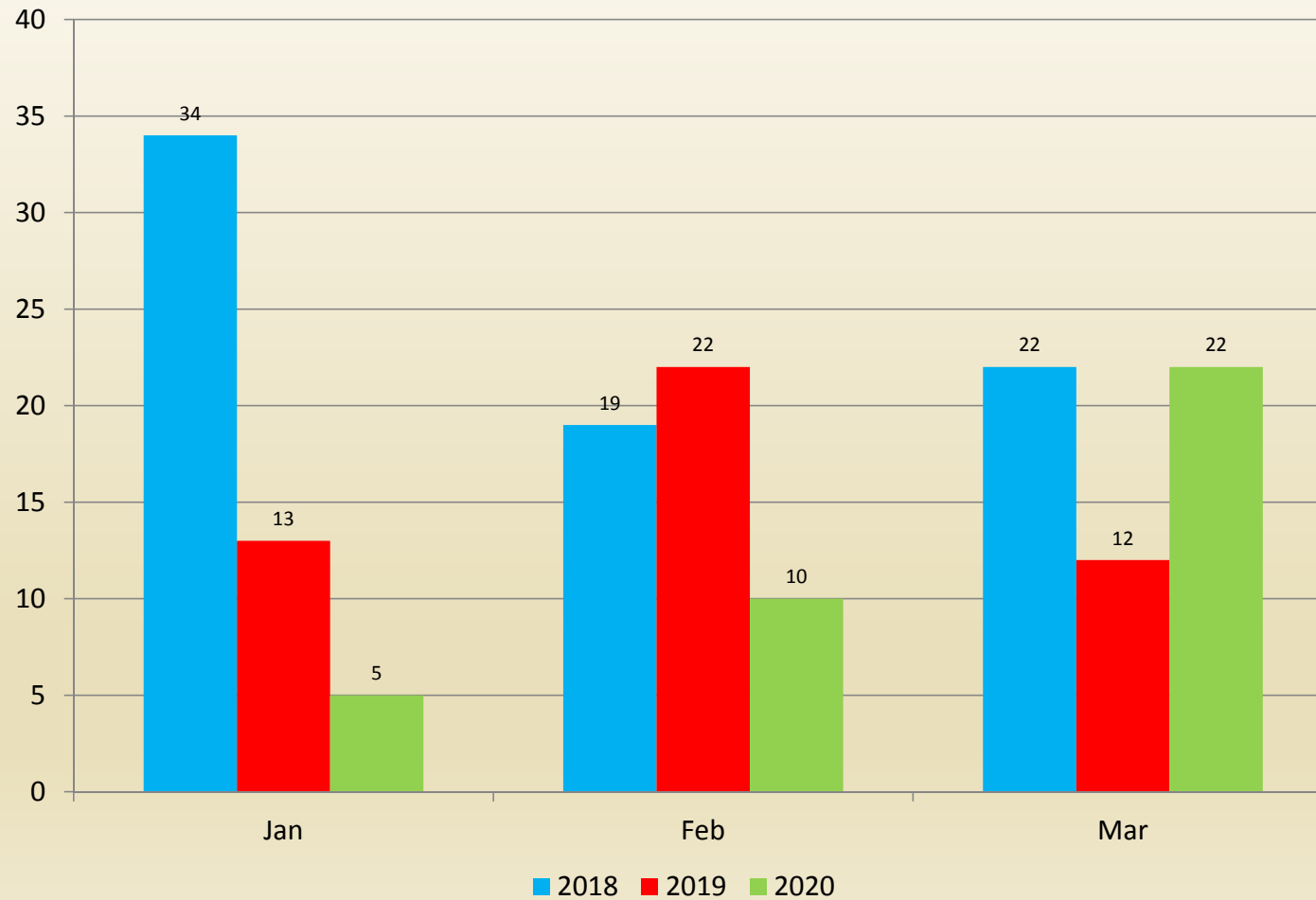
*Traffic Enforcement Index: $\text{Haz.Cites} + \text{DUI Arrests} / \text{Fatal} + \text{Injury Collisions}$ (20:1)

1st Quarter Comparison



ROLLING HILLS

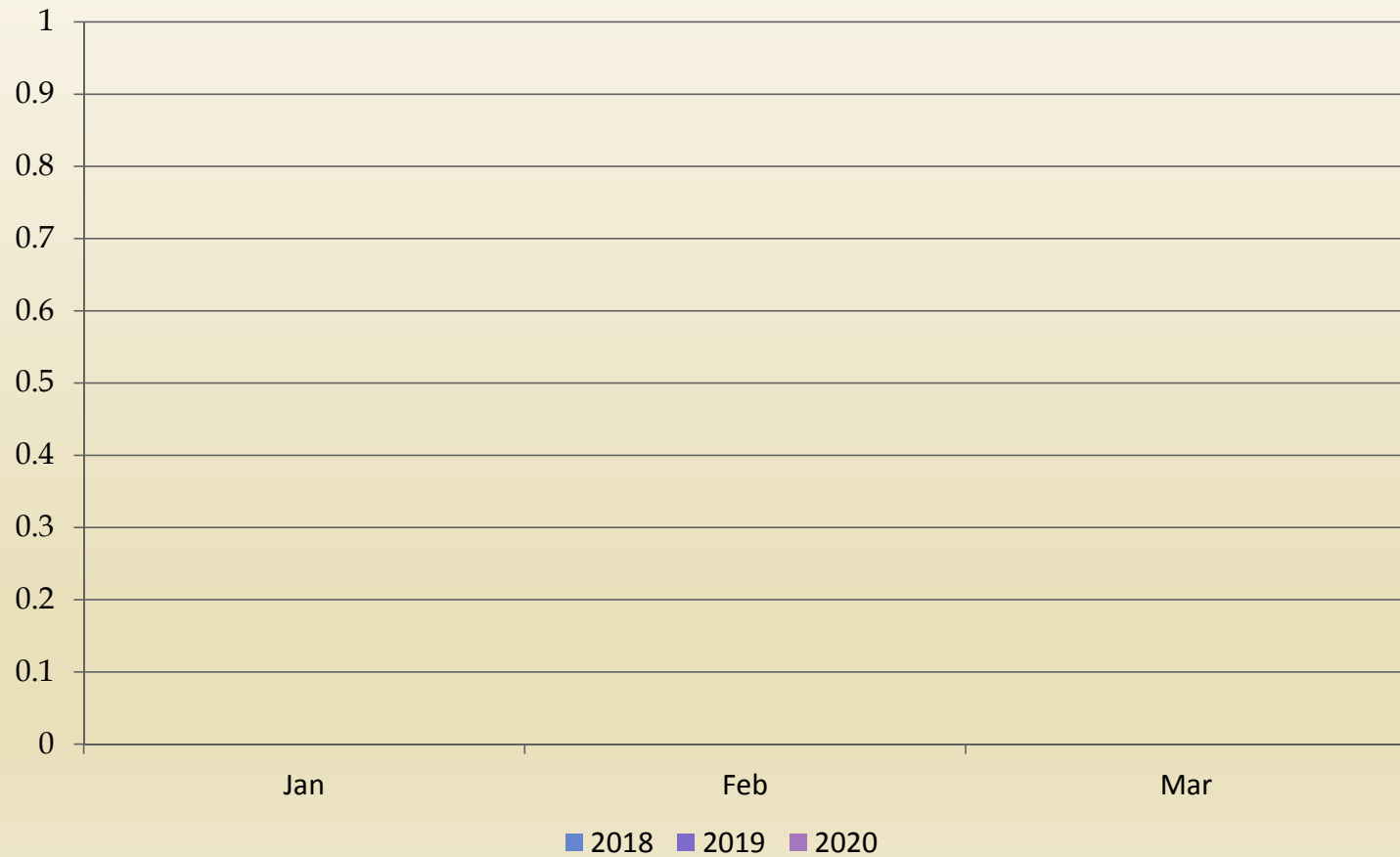
Hazardous Citations





ROLLING HILLS

Injury Traffic Collisions





PENINSULA REGION

Totals

	2018				2019				2020			
	Jan	Feb	Mar	Average	Jan	Feb	Mar	Average	Jan	Feb	Mar	Average
Total Collisions	27	25	29	27	30	23	34	29	34	32	16	27
Injury Collisions	8	7	12	9	8	7	11	9	10	10	3	8
Enforcement Index	26	21	8	18	19	22	13	18	20	24	70	38
Hazardous Cites	204	148	93	148	152	154	137	148	201	241	210	217
Non-Haz Cites	220	101	66	129	48	40	57	48	57	56	39	51
Parking Cites	112	69	68	83	55	89	159	101	131	30	24	62
DUI Arrests	0	2	1	1	2	2	2	2	3	3	1	2
DUI Collisions	0	1	1	1	1	1	1	1	2	1	1	1
Fatal Collisions	0	0	0	0	0	0	0	0	0	0	0	0

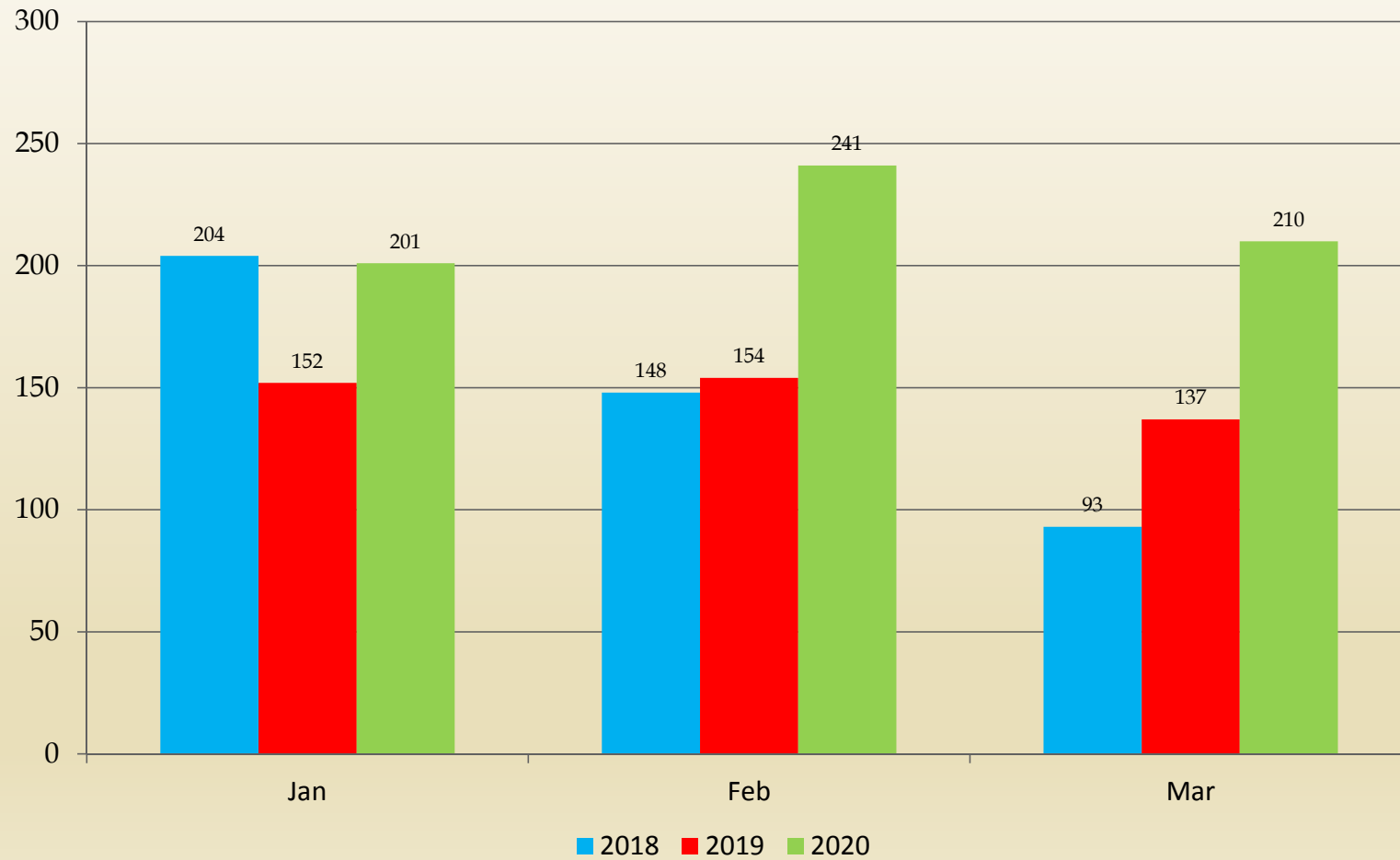
*Traffic Enforcement Index: Haz.Cites + DUI Arrests / Fatal + Injury Collisions (20:1)

1st Quarter Comparison



PENINSULA REGION

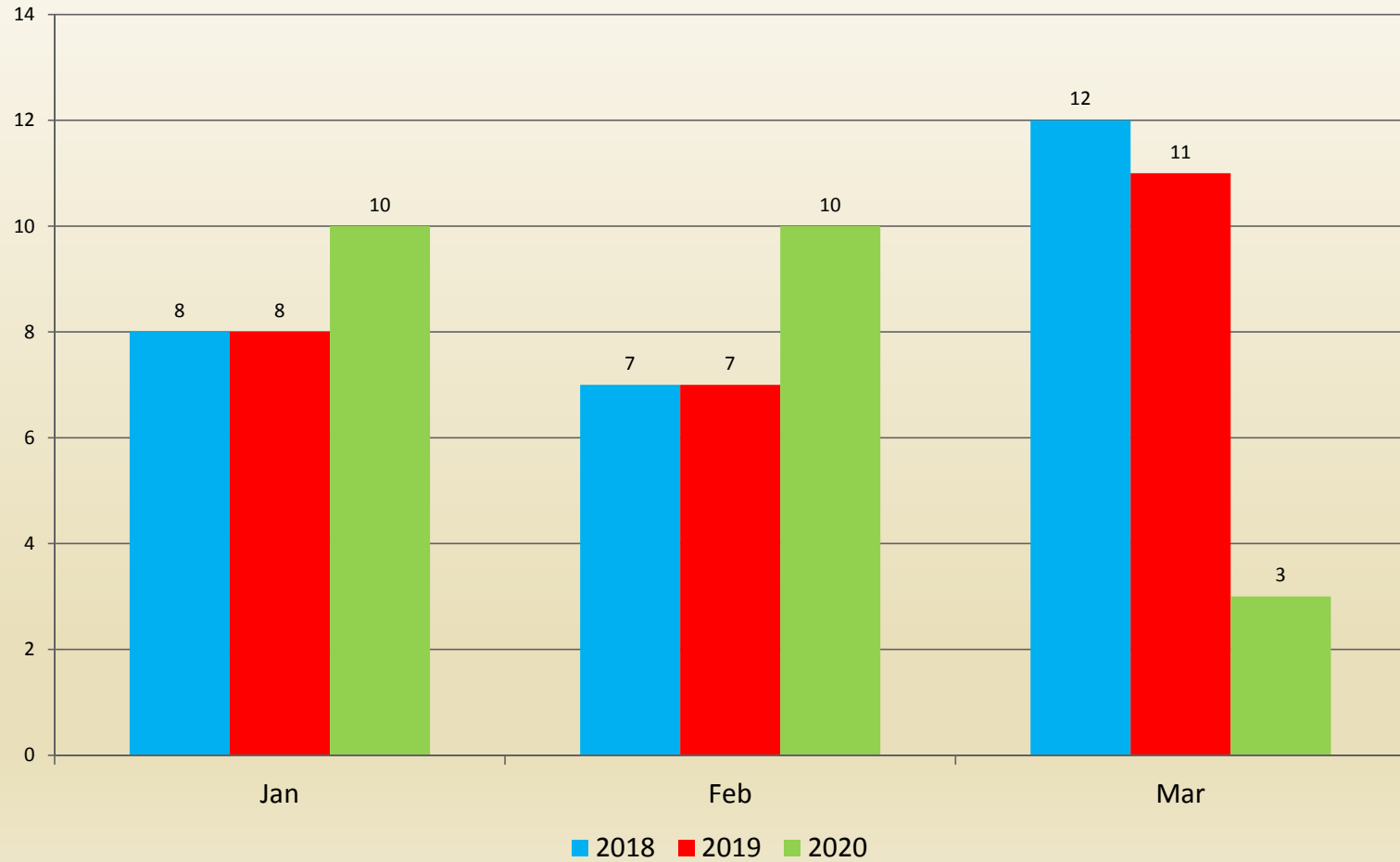
Hazardous Citations





PENINSULA REGION

Injury Traffic Collisions



2020 CRIME STATS

1st QUARTER

* SHERIFF * DO NOT CROSS * CRIME SCENE * DO NOT CROSS * SHERIFF *





2020 PART I - 1st QUARTER COMPARISON

Rancho Palos Verdes

	2020	2019	2018	2017	2016
Homicide	0	0	0	0	0
Rape	1	0	2	1	2
Robbery	2	3	0	2	3
Aggravated Assault	6	2	3	4	2
Burglary, Residence	10	24	27	30	21
Burglary, Structure	1	1	9	10	4
Vehicle Burglary	11	10	20	28	12
Theft from Vehicle	13	8	28	27	25
Other Larceny / Theft	26	19	22	42	19
Grand Theft Auto	4	3	11	12	11
Arson	0	0	0	0	0
TOTAL	74	70	122	156	99



PART II CRIME ACTIVITY COMPARISON

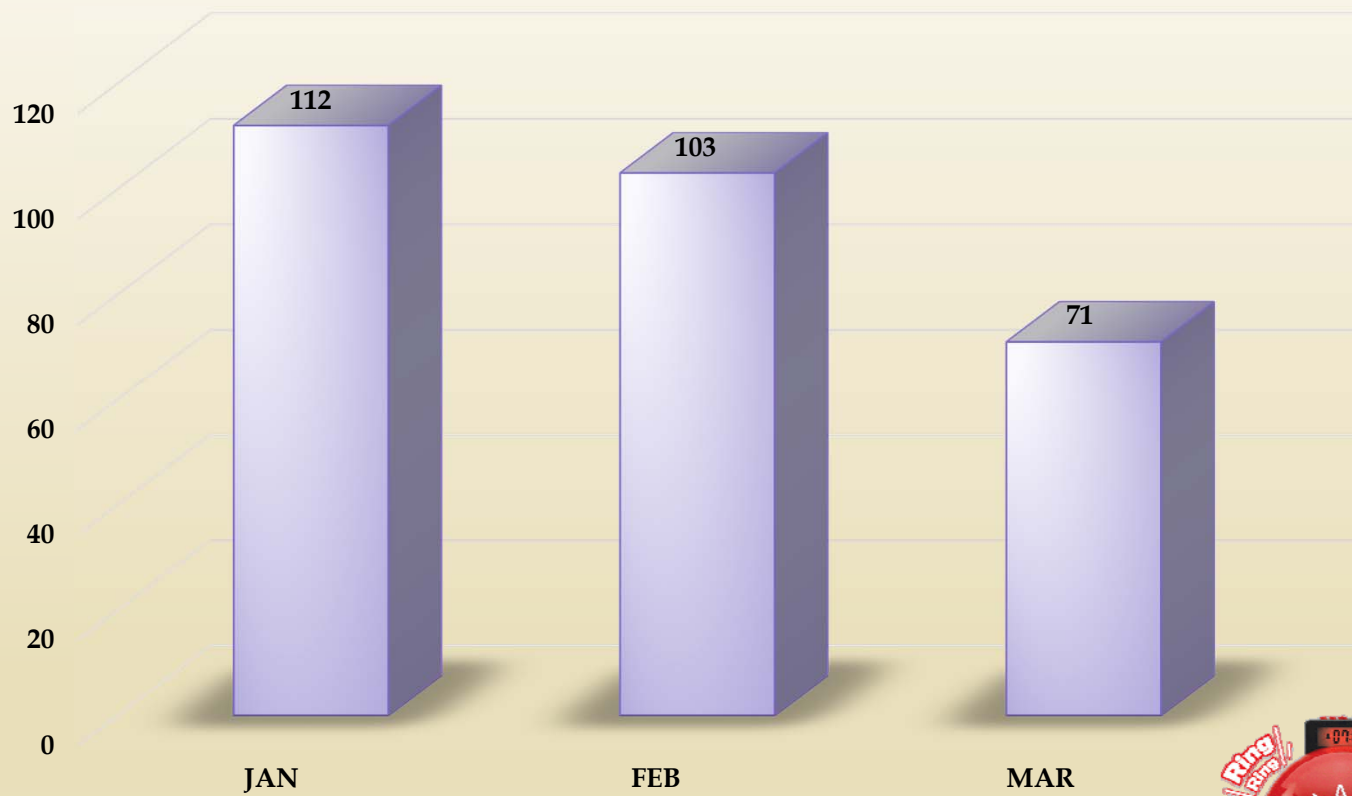
Rancho Palos Verdes 1st Quarter

	2020	2019	2018	2017	2016
Forgery	7	5	9	13	8
Fraud/ID Theft	31	28	37	48	38
Sex Offense, Felony	1	0	3	0	2
Sex Offense, Misdemeanor	4	1	1	1	0
Non-Aggravated Assault	9	3	8	16	16
Weapon Laws	4	2	3	3	1
Offenses Against Family	1	0	1	2	2
Liquor Laws	0	0	0	0	0
Drunk-Alcohol/Drugs	4	1	1	3	0
Disorderly Conduct	3	0	2	2	2
Vagrancy	0	0	0	0	0
Gambling	0	0	0	0	0
Drunk Driving-Vehicle/Boat	6	3	0	5	6
Vandalism (Non-graffiti)	10	6	13	19	18
Vandalism (Graffiti)	0	0	1	0	1
Receiving Stolen Property	0	0	0	0	1
Federal Offenses w/o money	0	0	0	1	0
Federal Offenses w/ money	1	0	0	1	2
Felonies, Misc	1	6	9	3	0
Misdemeanors, Misc	7	4	5	5	2
TOTAL CRIME	89	59	93	122	99
ARRESTS					
Part I	14	6	10	21	20
Part II	71	58	61	117	108
TOTAL ARRESTS	85	64	71	138	128
Burglaries	5	2	4	10	6
GTA's	4	2	2	3	3
Narco	9	7	10	17	14



RANCHO PALOS VERDES

False Alarms



2020 PART I – 1st QUARTER COMPARISON

Rolling Hills Estates



	2020	2019	2018	2017	2016
Homicide	0	0	0	0	0
Rape	1	0	1	0	0
Robbery	0	1	0	0	1
Aggravated Assault	0	0	1	0	2
Burglary, Residence	4	5	1	4	4
Burglary, Structure	3	6	9	9	5
Vehicle Burglary	2	3	1	5	0
Theft from Vehicle	2	4	3	1	3
Other Larceny / Theft	14	9	7	25	10
Grand Theft Auto	1	0	1	1	2
Arson	0	0	0	0	0
TOTAL	27	28	24	45	27

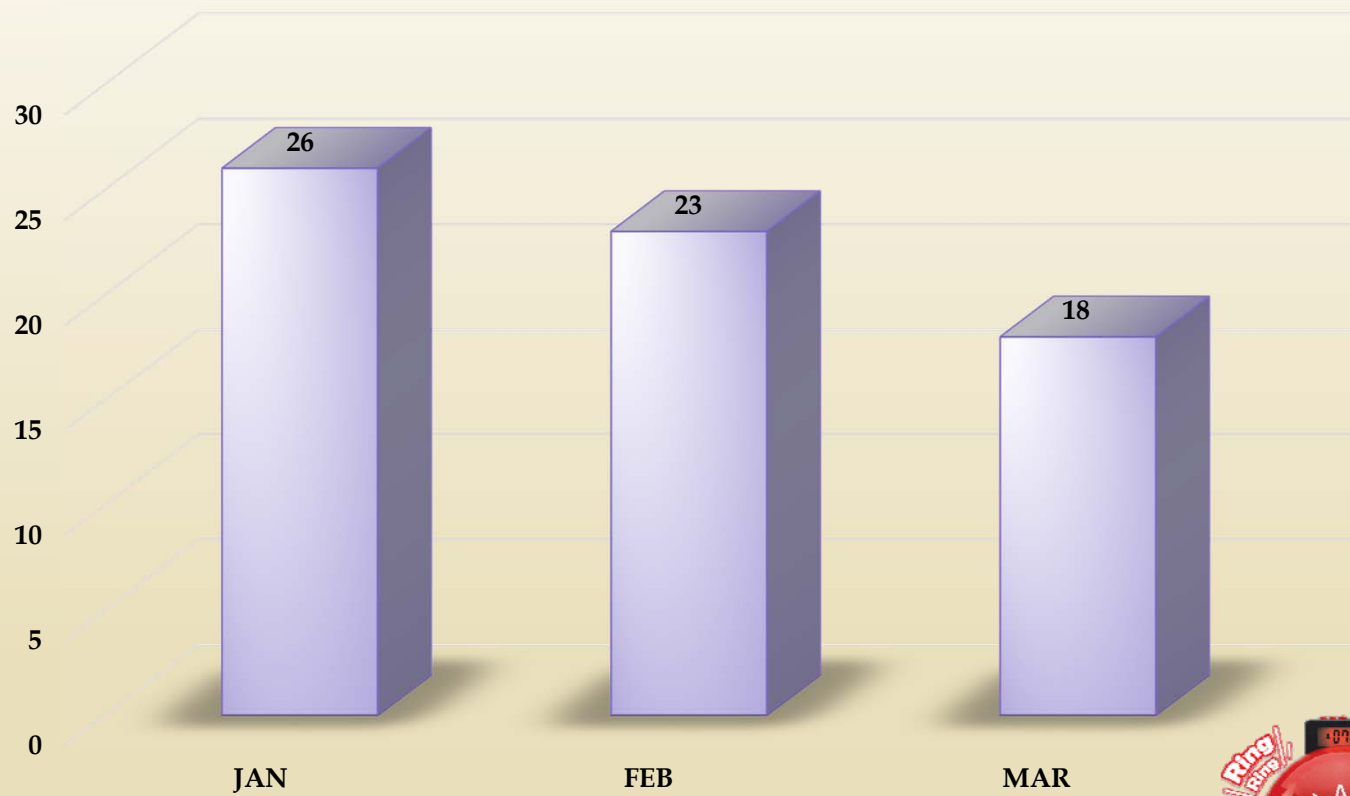
PART II CRIME ACTIVITY COMPARISON

Rolling Hills Estates 1st Quarter



	2020	2019	2018	2017	2016
Forgery	3	3	2	3	3
Fraud/ID Theft	13	8	12	4	8
Sex Offense, Felony	0	0	1	1	0
Sex Offense, Misdemeanor	0	2	0	0	0
Non-Aggravated Assault	3	5	3	4	3
Weapon Laws	1	0	2	0	0
Offenses Against Family	0	0	0	0	1
Liquor Laws	0	0	0	0	0
Drunk-Alcohol/Drugs	0	0	0	3	3
Disorderly Conduct	0	1	1	0	2
Vagrancy	0	0	0	0	0
Gambling	0	0	0	0	0
Drunk Driving-Vehicle/Boat	1	3	1	2	4
Vandalism (Non-graffiti)	3	2	7	6	5
Vandalism (Graffiti)	0	0	0	0	1
Receiving Stolen Property	0	0	0	0	0
Federal Offenses w/o money	0	0	0	0	0
Federal Offenses w/ money	0	0	2	0	1
Felonies, Misc	0	1	0	0	0
Misdemeanors, Misc	1	2	2	1	1
TOTAL CRIME	25	27	33	24	32
ARRESTS					
Part I	1	5	9	7	3
Part II	17	17	27	33	33
TOTAL ARRESTS	18	22	36	40	36
Burglaries	0	0	2	2	1
GTA's	1	0	2	3	0
Narco	0	0	7	3	1

ROLLING HILLS ESTATES False Alarms



2020 PART I - 1st QUARTER COMPARISON

Rolling Hills



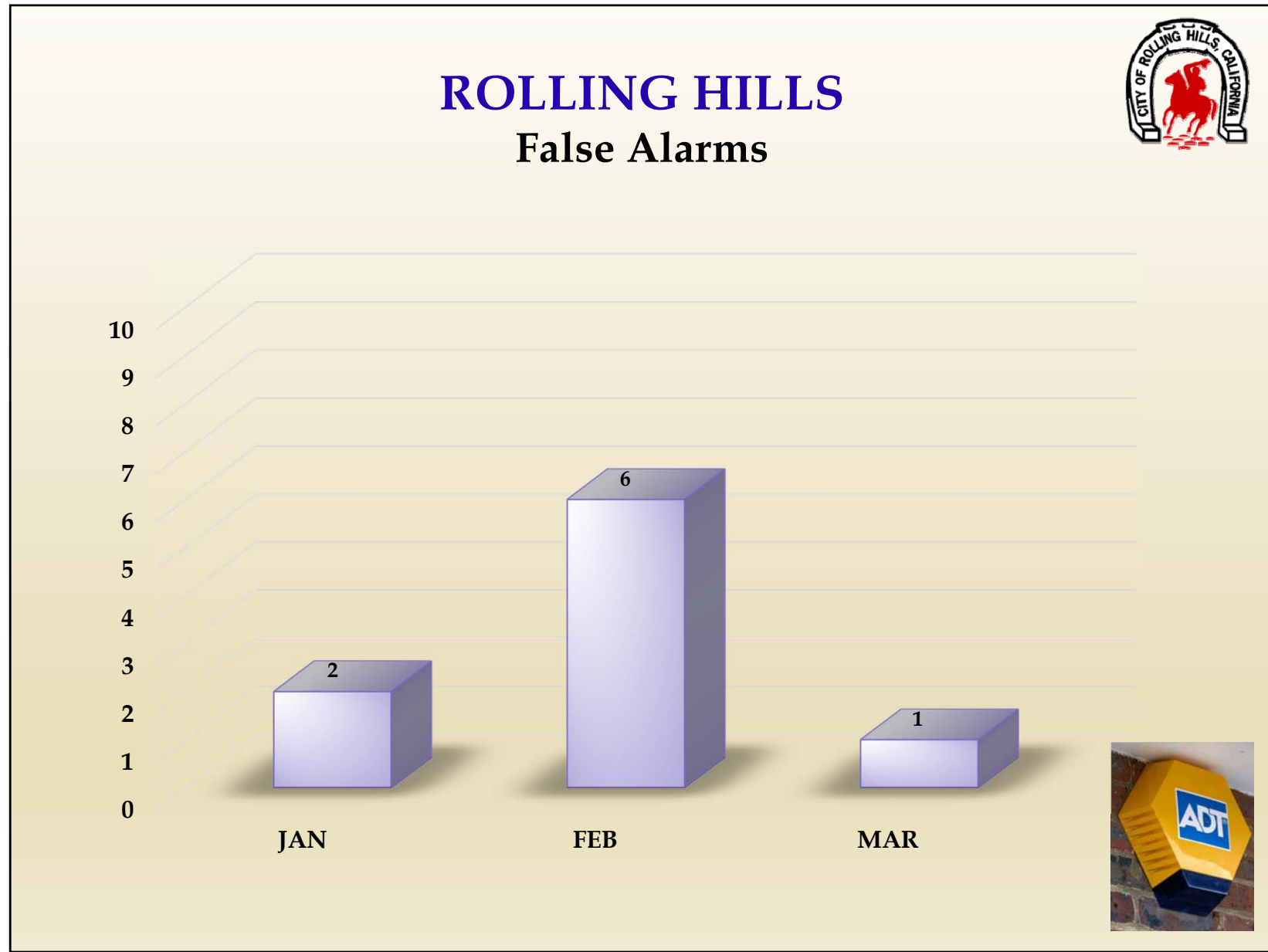
	2020	2019	2018	2017	2016
Homicide	0	0	0	0	0
Rape	0	0	0	0	0
Robbery	0	0	0	0	0
Aggravated Assault	0	0	0	0	0
Burglary, Residence	1	4	0	0	2
Burglary, Structure	0	0	0	0	0
Vehicle Burglary	0	0	0	0	0
Theft from Vehicle	0	0	0	0	0
Other Larceny / Theft	0	1	0	2	3
Grand Theft Auto	0	0	0	0	0
Arson	0	0	0	0	0
TOTAL	1	5	0	2	5

Part II Crime Activity Comparison

Rolling Hills 1st Quarter



	2020	2019	2018	2017	2016
Forgery	0	1	0	0	1
Fraud/ID Theft	5	0	1	1	3
Sex Offense, Felony	0	0	0	0	0
Sex Offense, Misdemeanor	0	0	0	0	0
Non-Aggravated Assault	0	1	0	1	1
Weapon Laws	0	0	0	0	0
Offenses Against Family	0	0	0	0	0
Liquor Laws	0	0	0	0	0
Drunk-Alcohol/Drugs	0	0	0	0	0
Disorderly Conduct	0	0	0	0	0
Vagrancy	0	0	0	0	0
Gambling	0	0	0	0	0
Drunk Driving-Vehicle/Boat	0	0	0	0	0
Vandalism (Non-graffiti)	0	0	0	1	0
Vandalism (Graffiti)	0	0	0	0	0
Receiving Stolen Property	0	0	0	0	0
Federal Offenses w/o money	0	0	0	0	0
Federal Offenses w/ money	0	0	0	0	0
Felonies, Misc	0	0	0	0	0
Misdemeanors, Misc	0	0	0	0	0
TOTAL CRIME	5	2	1	3	5
ARRESTS					
Part I	1	2	0	1	0
Part II	0	1	0	1	2
TOTAL ARRESTS	1	3	0	2	2
Burglaries	1	1	0	0	0
GTA's	0	0	0	0	0
Narco	0	1	0	0	0

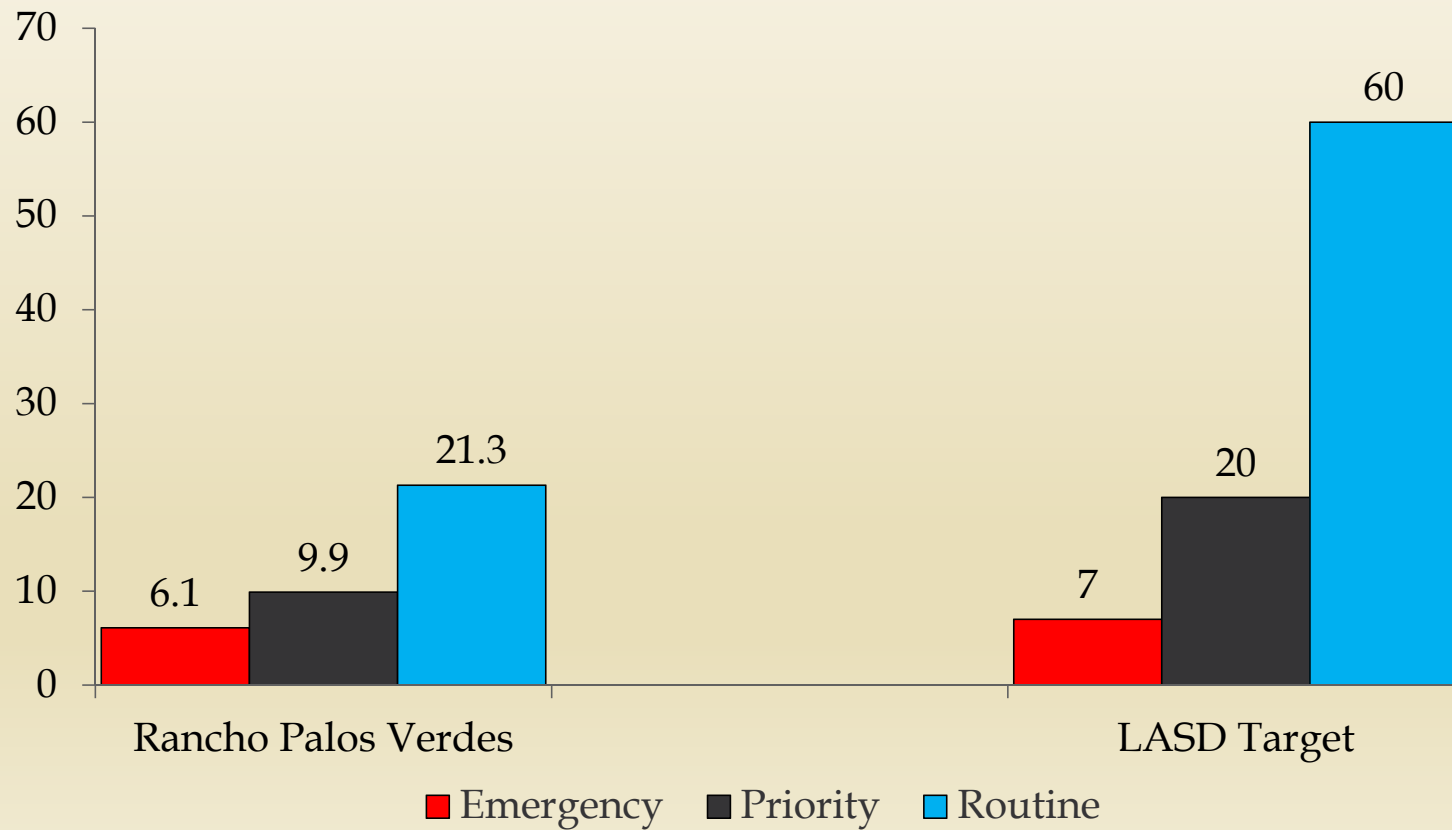


RESPONSE TIMES



Rancho Palos Verdes

1st Quarter Average Response Times



RANCHO PALOS VERDES EMERGENT CALL RESPONSE

1st Quarter 2020 Page 1

DATE	LOCATION	TYPE OF CALL	ENTRY	ENROUTE	ARRIVAL	RESP TIME MIN	TAG
01/01	VALLON DR	FAMILY DISTURBANCE	1949	1950	1954	5	84
01/03	AVENIDA TRAQUILLA	POSS BURG TO RESD	0626	0626	0631	5	23
01/03	ACANA RD	MEDICAL RESCUE	0700	0700	0703	3	26
01/04	ELDENA DR	VEH FIRE	2250	2250	2251	1	115
01/08	CREST RD/PV DR E	TRAFFIC ACCIDENT	1217	1220	1224	7	71
01/11	TRUDIE DR	MEDICAL RESCUE	1245	1245	1247	2	69
01/12	GRANVIA ALTAMIRA	TRAFFIC ACCIDENT	0149	0150	0153	3	12
01/12	DIANORA DR	FIRE	1838	1839	1843	5	63
01/12	LOS VERDES DR	MEDICAL RESCUE	2044	2045	2047	3	68
01/15	LEAH CIR	FAMILY DISTURBANCE	1229	1232	1233	4	69
01/15	CRESTRIDGE RD	MEDICAL RESCUE	1327	1329	1330	3	75
01/16	OLDSTONE CRT	DOMESTIC DISTURBANCE	2247	2249	2252	5	116
01/17	YACHT HARBOR DR	SUSPICIOUS PERSON	1532	1533	1543	11	75
01/19	SEALPOINT CT	MEDICAL RESCUE	0552	0559	0559	7	16
01/25	WESTERN AV	MEDICAL RESCUE	1342	1343	1346	4	48
01/26	LE BANC PL	POSS BURG TO RESD	1404	1407	1411	7	69
01/27	HAWTHORNE BL	TRAFFIC ACCIDENT	1253	1254	1256	3	54
01/29	LOCKLENN/HAWTHORNE	TRAFFIC ACCIDENT	0915	0915	0917	2	49
01/30	FORRESTAL DR	SUSPICIOUS PERSON	0154	0157	0202	8	9
01/30	HAWTHORNE/RIDGEGATE	TRAFFIC ACCIDENT	1455	1456	1458	3	81
01/31	PV DR E/PV DE S	TRAFFIC ACCIDENT	2141	2142	2150	9	124
02/01	PV DR N	MEDICAL RESCUE	1344	1345	1346	2	50
02/01	HAWTHORNE BL	BRUSH FIRE	2135	2136	2141	6	92
02/03	VINCENTE BLUFF	MEDICAL RESCUE	1443	1445	1456	13	66
02/04	CAYUSE LN	FIRE	1736	1737	1744	8	74
02/05	OCEAN TERRACE DR	MEDICAL RESCUE	1040	1042	1044	4	35
02/08	CRENSHAW/CRESTRIDGE	TRAFFIC ACCIDENT	2108	2109	2110	2	105
02/11	LA ROTUNDA DR	MEDICAL RESCUE	1734	1735	1746	12	107

RANCHO PALOS VERDES EMERGENT CALL RESPONSE

1st Quarter 2020 Page 2

DATE	LOCATION	TYPE OF CALL	ENTRY	ENROUTE	ARRIVAL	RESP TIME MIN	TAG
02/12	STARLINE DR	POSS BURG TO RESD	2130	2134	2137	7	123
02/13	DUPRE DR/HAWTHORNE BL	TRAFFIC ACCIDENT	1822	1823	1826	4	96
02/15	GENERAL ST	MEDICAL RESCUE	0655	0659	0702	7	35
02/16	EXULTANT DR	POSS BURG TO RESD	2216	2218	2225	9	114
02/17	HAWTHORNE BL/PV DR W	TRAFFIC ACCIDENT	1610	1611	1612	2	63
02/18	MONTEREINA DR	DOMESTIC DISTURBANCE	1451	1453	1457	6	92
02/18	BLACKHORSE/HAWTHORNE	MEDICAL RESCUE	1522	1522	1529	7	95
02/21	DELASONDE DR/WESTERN	MEDICAL RESCUE	1242	1243	1245	3	78
02/21	VISTA TIERRA	POSS BURG TO RESD	2051	2052	2056	5	140
02/25	BLACKHORSE RD	TRAFFIC ACCIDENT	0239	0243	243	4	8
02/26	RAVENSPUR DR	MEDICAL RESCUE	1250	1251	1253	3	49
02/28	MATISSE DR	FIRE	1758	1759	1803	4	83
02/29	HAWTHORNE/RAVENSPUR	TRAFFIC ACCIDENT	0212	0212	0217	5	11
03/04	PV DR E	POSS BURG TO RESD	0241	0242	247	6	11
03/04	PEACOCK RIDGE DR	DOMESTIC DISTURBANCE	1744	1744	1744	0	100
03/04	NANTASKET DR	POSS BURG TO RESD	2253	2303	2303	10	152
03/05	OCEAN CREST DR	FIRE	2232	2232	2244	12	147
03/08	LOS VERDES DR	FAMILY DISTURBANCE	1440	1440	1444	4	46
03/08	LOS VERDES DR	MEDICAL RESCUE	1803	1804	1811	8	66
03/09	GOLDEN MEADOW DR	POSS BURG TO RESD	2238	2239	2243	5	125
03/10	AMBER SKY	BURG TO RESD	1328	1329	1330	2	48
03/11	VALLON DR	MEDICAL RESCUE	0047	0047	0050	3	6
03/11	WESTERN AV	MEDICAL RESCUE	0328	0329	0330	2	15
03/11	COVERIDGE DR	BURG TO RESD	2002	2005	2006	4	113
03/13	AVENIDA CLASSICA	TRAFFIC ACCIDENT	0919	0923	0925	6	42
03/13	LORRAINE RD/NANCY RD	BRUSH FIRE	1426	1429	1434	8	75
03/14	PV DR S/PEPPERTREE DR	BRUSH FIRE	1353	1354	1402	9	64
03/14	MIDDLECREST RD	MEDICAL RESCUE	1441	1442	1451	10	69
03/14	CREST RD/GANADO DR	TRAFFIC ACCIDENT	2246	2246	2253	7	103

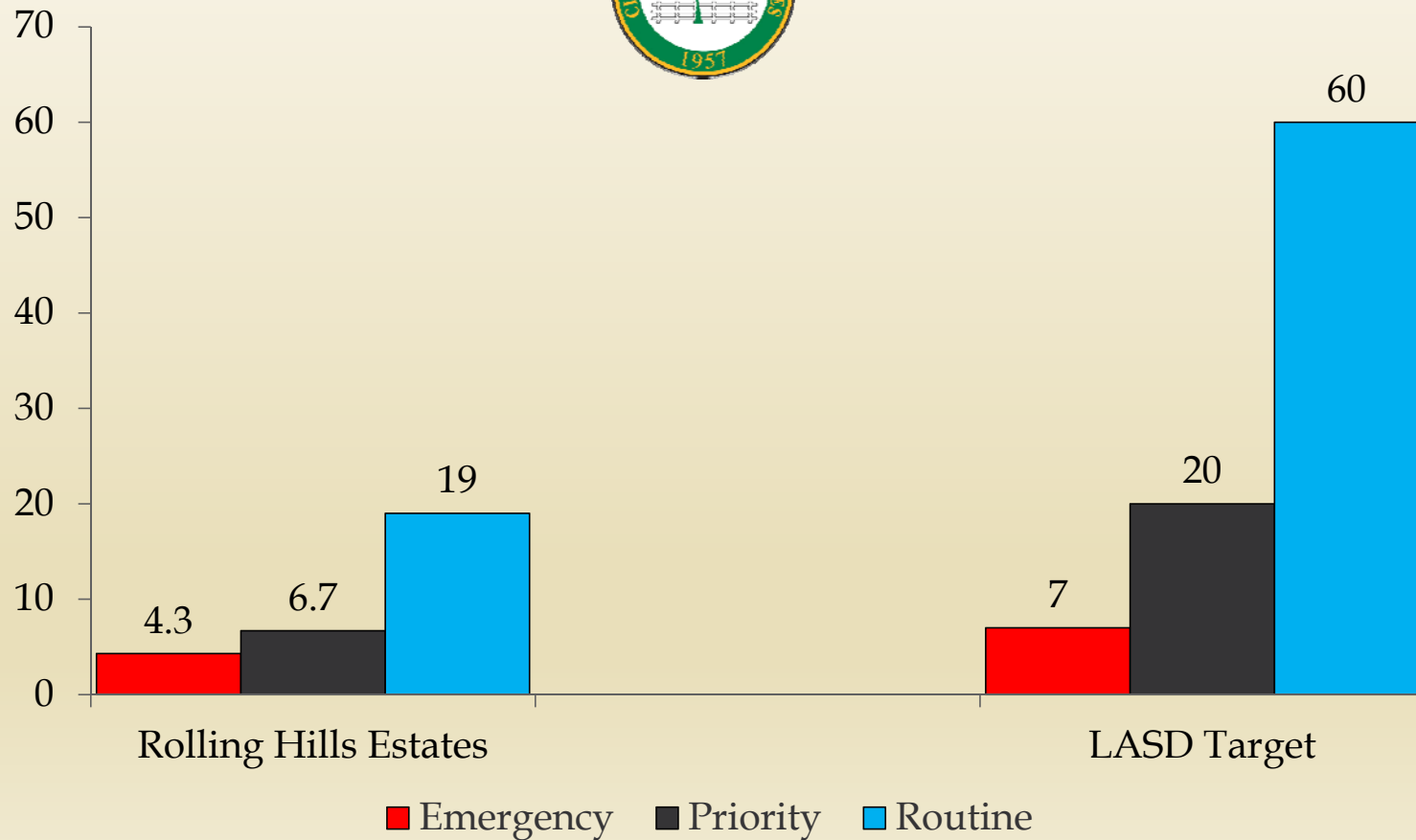
RANCHO PALOS VERDES EMERGENT CALL RESPONSE

1st Quarter 2020 Page 3

DATE	LOCATION	TYPE OF CALL	ENTRY	ENROUTE	ARRIVAL	RESP TIME MIN	TAG
03/15	VERDE RIDGE RD	ATTEMPT BURG	0000	0006	0006	6	1
03/15	MT.RAINER RD	STOLEN VEHICLE	0007	0009	0014	7	2
03/15	HAWTHORNE/PV DR W	TRAFFIC ACCIDENT	0112	0114	0121	9	6
03/15	WESTERN AV	MEDICAL RESCUE	1846	1847	1850	4	82
03/16	WESTERN AV	BURG TO BUSN	2219	2221	2224	5	100
03/17	QUAILHILL DR	SUSPICIOUS PERSON	1552	1553	1557	5	76
03/17	CRESTRIDGE RD	MEDICAL RESCUE	1553	1555	1556	3	77
03/17	GANADO DR	FAMILY DISTURBANCE	2002	2003	2010	8	108
03/18	AVENIDA APRENDA	MEDICAL RESCUE	1648	1648	1651	3	71
03/18	LOS VERDES DR	MEDICAL RESCUE	2230	2235	2239	9	108
03/20	KINGS HARBOR DR	MEDICAL RESCUE	1951	1958	1958	7	118
03/23	MT. SAWTOOTH DR	MEDICAL RESCUE	0942	0943	0950	7	34
03/24	PENINSULA VERDE	ATTEMPT SUICIDE	0758	0758	0801	3	28
03/24	PV DR S/TERRANEA WY	SUSPICIOUS PERSON	1201	1203	1204	3	47
03/25	GROVESPRING DR	FAMILY DISTURBANCE	1022	1024	1029	7	46
03/28	VIA SIENA	MEDICAL RESCUE	1037	1038	1042	5	58
03/28	VALLETA DR	MEDICAL RESCUE	1053	1057	1058	5	62
03/28	PEACOCKRIDGE RD	MEDICAL RESCUE	1730	1731	1733	3	120
03/29	HAWTHORNE BL/VALLON DR	TRAFFIC ACCIDENT	1038	1038	1041	3	55
03/31	VIA RIVERA	FAMILY DISTURBANCE	1842	1843	1844	2	115

ROLLING HILLS ESTATES

1st Quarter Average Response Times



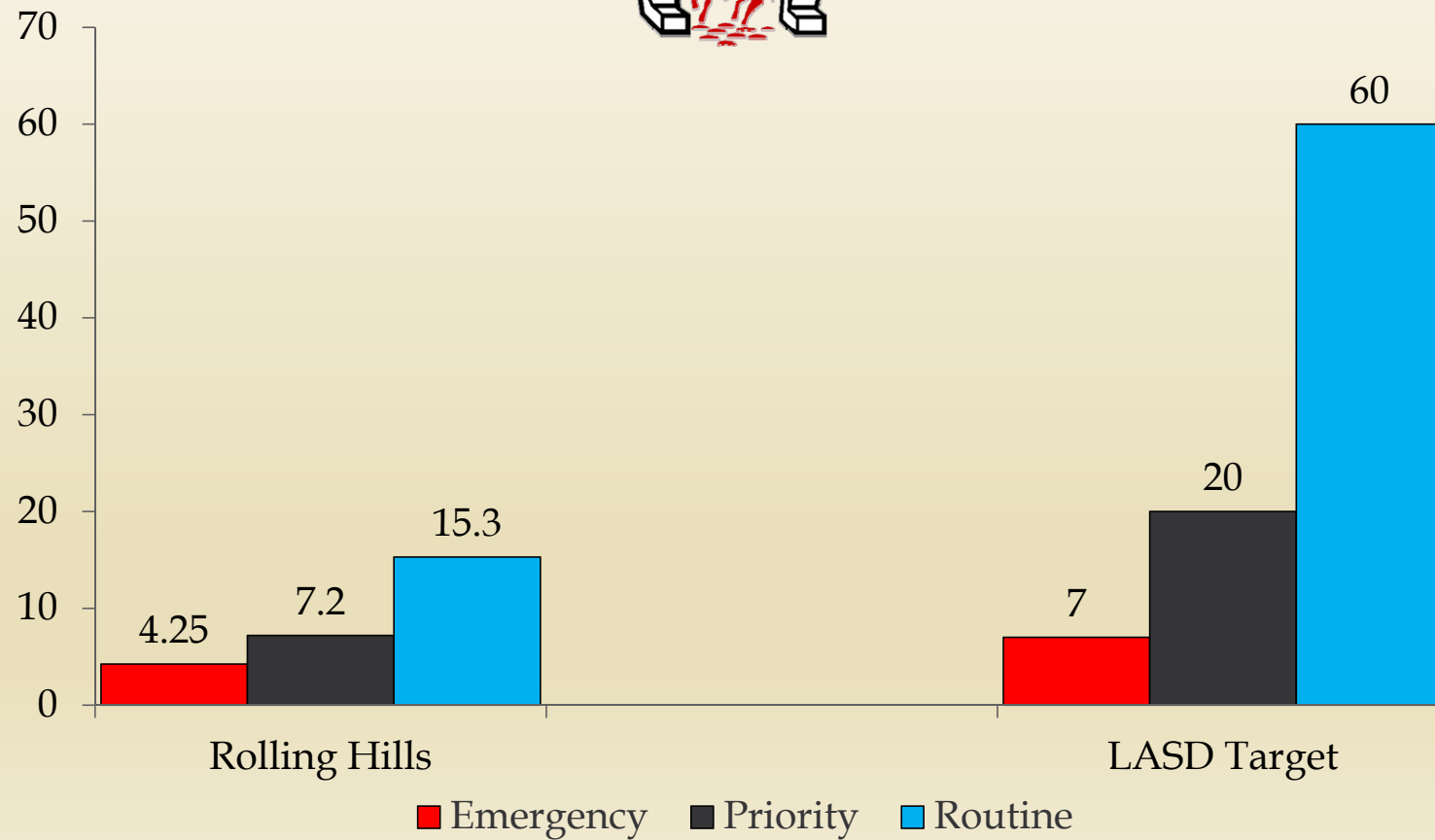
ROLLING HILLS ESTATES EMERGENT CALL RESPONSE

1st Quarter 2020

DATE	LOCATION	TYPE OF CALL	ENTRY	ENROUTE	ARRIVAL	RESP TIME MIN	TAG
01/11	HAWTHORNE BL/PV DR N	TRAFFIC ACCIDENT	1550	1554	1554	4	91
01/20	BART EARLE WAY	POSS BURG TO RESD	1731	1732	1736	5	79
01/24	CRENSHAW BL/PV DR N	VEH FIRE	0651	0653	0653	2	26
01/26	DUNWOOD RD	MEDICAL RESCUE	1635	1636	1638	3	84
01/26	CRENSHAW BL/SILVER SPUR	TRAFFIC ACCIDENT	1936	1936	1940	4	88
02/01	SEAHURST RD	MEDICAL RESCUE	0756	0800	0800	4	23
02/04	SILVER SPUR RD	ATTEMPT SUICIDE	2051	2056	2058	7	99
02/05	HIGHRIDGE RD	TRAFFIC ACCIDENT	0744	0746	0747	3	23
02/07	CRENSHAW BL/SILVER SPUR	TRAFFIC ACCIDENT	2055	2056	2057	2	122
02/10	SADDLEBOW LN	MEDICAL RESCUE	1408	1410	1414	6	69
02/10	PENINSULA CTR	BURG TO BUSN	1913	1914	1914	1	110
02/20	SILVER SPUR RD	THEFT	1604	1606	1609	5	94
02/23	SILVER SPUR RD	POSS BURG	0737	0737	0737	1	20
02/24	DEEP VALLEY	SUSPICIOUS PERSON	1520	1522	1523	3	60
02/27	DUNWOOD RD	MEDICAL RESCUE	1434	1435	1438	4	95
02/28	PENINSULA CTR	MEDICAL RESCUE	1308	1310	1312	4	51
03/16	HORSESHOE LN	FAMILY DISTURBANCE	1840	1841	1843	3	88
03/18	HAWTHORNE BL/PV DR N	TRAFFIC ACCIDENT	2130	2131	2134	4	103
03/21	PV DR E	POSS BURG TO BUSN	0002	0002	0004	2	2
03/31	HAWTHORNE BL/PV DR N	ASSAULT	1425	1430	1433	8	87

ROLLING HILLS

1st Quarter Average Response Times



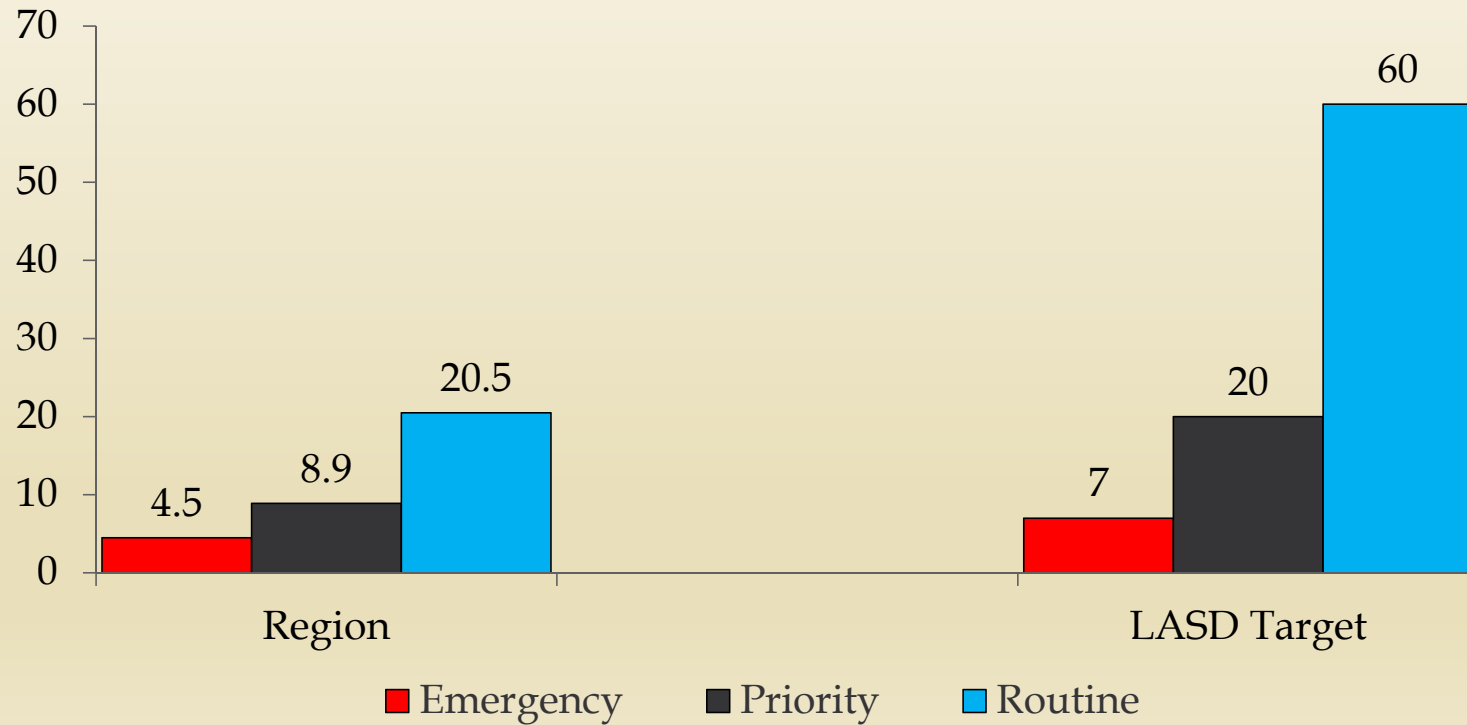
ROLLING HILLS EMERGENT CALL RESPONSE

1st Quarter 2020

DATE	LOCATION	TYPE OF CALL	ENTRY	ENROUTE	ARRIVAL	RESP TIME MIN	TAG
01/16	CREST RD W	ATTEMPT SUICIDE	1308	1308	1311	3	61
02/21	CREST RD	FIRE	2004	2004	2010	6	135

PENINSULA REGION

1st Quarter Average Response Times





LAW ENFORCEMENT
AGENDA ITEM 7B
MEETING DATE: 05/14/20

Run #	La County Disp	PU Address	Zone	Map Grid	City	Date	Call Start	Dispatch	Enroute	AtScene	FD arrival	Cancel	McC Response
87	LAC20000189	CROWNVIEW DR	7 Zone - Urban	823F3	RANCHO PALOS VERDES	2020-01-01	03:21:02	03:22:16	03:22:17	03:40:10	7:32	00:00:00	00:19:08
282	LAC20000707	UPLAND ST	7 Zone - Urban	823H3	RANCHO PALOS VERDES	2020-01-01	14:47:50	14:48:34	14:48:40	14:58:54	6:05	00:00:00	00:11:04
358	LAC20000915	SURREY LN	7 Zone - Urban	823F2	RANCHO PALOS VERDES	2020-01-01	18:27:33	18:28:07	18:28:56	18:40:32	6:30	00:00:00	00:12:59
613	LAC20001544	PALOS VERDES DR E	7 Zone - Urban	823G4	RANCHO PALOS VERDES	2020-01-02	10:35:03	10:36:17	10:37:21	10:49:41	5:31	00:00:00	00:14:38
819	LAC20002088	VAN KARAJAN DR	7 Zone - Urban	823H2	RANCHO PALOS VERDES	2020-01-02	19:36:49	19:37:56	19:38:01	19:46:55	7:29	00:00:00	00:10:06
1,002	LAC20002659	ROCKINGHORSE RD	7 Zone - Urban	823G2	RANCHO PALOS VERDES	2020-01-03	10:57:13	10:58:59	10:59:03	11:09:38	6:27	00:00:00	00:12:25
1,607	LAC20004411	LA ROTONDA DR	7 Zone - Urban	823F7	RANCHO PALOS VERDES	2020-01-04	20:52:47	20:53:52	20:53:55	21:05:19	1:52	00:00:00	00:12:32
2,326	LAC20006304	W CRESTRIDGE RD	7 Zone - Urban	823A1	RANCHO PALOS VERDES	2020-01-06	13:50:36	13:51:18	13:52:49	14:07:12	4:24	14:19:27	00:16:36
2,571	LAC20006941	VIA LORADO	7 Zone - Urban	822F2	RANCHO PALOS VERDES	2020-01-07	03:17:50	03:18:38	03:20:01	03:30:14	4:11	00:00:00	00:12:24
2,599	LAC20007036	W CHANDELEUR DR	7 Zone - Urban	823H5	RANCHO PALOS VERDES	2020-01-07	07:07:53	07:11:01	07:11:07	07:20:36	6:01	00:00:00	00:12:43
2,652	LAC20007206	PACIFICA DEL MAR & CALLE VIENTO	7 Zone - Urban	822F4	RANCHO PALOS VERDES	2020-01-07	10:08:57	10:09:55	10:10:04	10:19:51	8:01	00:00:00	00:10:54
2,788	LAC20007621	MARTINGALE DR	7 Zone - Urban	823F2	RANCHO PALOS VERDES	2020-01-07	16:34:30	16:34:57	16:35:54	16:45:30	6:12	00:00:00	00:11:00
4,614	LAC20013078	COOLHEIGHTS DR	7 Zone - Urban	823E5	RANCHO PALOS VERDES	2020-01-12	14:36:49	14:37:20	14:37:27	14:49:02	3:57	00:00:00	00:12:13
5,058	LAC20014498	HIGHTIDE DR	7 Zone - Urban	823E5	RANCHO PALOS VERDES	2020-01-13	19:28:13	19:29:04	19:29:55	00:00:00	6:59	19:41:56	00:13:43
5,458	LAC20015533	AVENIDA SELECTA	7 Zone - Urban	822H3	RANCHO PALOS VERDES	2020-01-14	18:02:33	18:03:43	18:04:03	18:11:53	6:05	00:00:00	00:09:20
5,581	LAC20015911	NANTASKET DR	7 Zone - Urban	822H5	RANCHO PALOS VERDES	2020-01-15	02:55:13	02:55:59	02:57:48	00:00:00	7:16	03:06:24	00:11:11
5,694	LAC20016249	PASEO DE PINO	7 Zone - Urban	823F4	RANCHO PALOS VERDES	2020-01-15	11:31:00	11:31:26	11:31:39	11:45:08	7:07	00:00:00	00:14:08

Run #	La County Disp	PU Address	Zone	Map Grid	City	Date	Call Start	Dispatch	Enroute	AtScene	FD arrival	Cancel	McC Response
6,044	LAC20017336	TARRASA DR	7 Zone - Urban	823J1	RANCHO PALOS VERDES	2020-01-16	11:18:13	11:19:41	11:19:45	11:27:57	7:42	00:00:00	00:09:44
6,068	LAC20017396	TARRAGON RD	7 Zone - Urban	822J4	RANCHO PALOS VERDES	2020-01-16	12:04:45	12:05:40	12:05:41	12:15:22	5:23	12:18:45	00:10:37
6,349	LAC20018272	TRUDIE DR	7 Zone - Urban	823H3	RANCHO PALOS VERDES	2020-01-17	08:22:10	08:23:31	08:23:53	08:40:30	5:43	00:00:00	00:18:20
6,364	LAC20018316	PALOS VERDES DR S & SEA COVE DR	7 Zone - Urban	822J4	RANCHO PALOS VERDES	2020-01-17	08:59:37	09:00:18	09:01:19	09:10:34	8:00	09:25:11	00:10:57
6,515	LAC20018718	PALOS VERDES DR S & YACHT HARBOR DR	7 Zone - Urban	823D6	RANCHO PALOS VERDES	2020-01-17	15:33:10	15:35:28	15:35:34	00:00:00	7:21	15:46:25	00:13:15
6,534	LAC20018772	UPLAND ST	7 Zone - Urban	823H3	RANCHO PALOS VERDES	2020-01-17	16:30:14	16:32:14	16:32:15	16:45:06	5:09	00:00:00	00:14:52
6,747	LAC20019384	TERRANEA WY	7 Zone - Urban	822H5	RANCHO PALOS VERDES	2020-01-18	07:51:31	07:52:14	07:53:36	08:02:59	4:01	00:00:00	00:11:28
6,987	LAC20020011	VALLON DR	7 Zone - Urban	822H4	RANCHO PALOS VERDES	2020-01-18	18:49:52	18:50:33	18:50:34	19:00:21	7:03	00:00:00	00:10:29
7,160	LAC20020462	SEAL POINT CT	7 Zone - Urban	822H4	RANCHO PALOS VERDES	2020-01-19	05:51:55	05:52:26	05:55:12	06:04:57	4:09	06:31:28	00:13:02
7,441	LAC20021185	VIA RIVERA	7 Zone - Urban	822G3	RANCHO PALOS VERDES	2020-01-19	19:58:25	19:58:47	20:00:14	20:07:55	7:03	00:00:00	00:09:30
7,818	LAC20022248	PASEO DE PINO	7 Zone - Urban	823F4	RANCHO PALOS VERDES	2020-01-20	20:14:49	20:15:46	20:15:47	20:32:10	1:44	00:00:00	00:17:21
7,943	LAC20022584	SEAGATE DR	7 Zone - Urban	822J5	RANCHO PALOS VERDES	2020-01-21	07:23:00	07:24:12	07:25:34	07:36:29	7:39	00:00:00	00:13:29
8,002	LAC20022759	WHITECLIFF DR	7 Zone - Urban	823A2	RANCHO PALOS VERDES	2020-01-21	10:36:10	10:36:48	10:37:57	10:54:54	6:02	00:00:00	00:18:44
8,376	LAC20023812	VISTA DEL MAR	7 Zone - Urban	823F6	RANCHO PALOS VERDES	2020-01-22	10:26:53	10:27:50	10:27:55	10:40:16	8:27	00:00:00	00:13:23
8,438	LAC20023962	ARROWROOT LN	7 Zone - Urban	822J4	RANCHO PALOS VERDES	2020-01-22	12:43:50	12:44:30	12:44:35	12:53:33	1:32	00:00:00	00:09:43
8,995	LAC20025551	GANADO DR	7 Zone - Urban	823F5	RANCHO PALOS VERDES	2020-01-23	20:04:09	20:04:57	20:05:31	00:00:00	7:00	20:13:44	00:09:35
9,121	LAC20025914	SEA RAVEN DR	7 Zone - Urban	823E6	RANCHO PALOS VERDES	2020-01-24	07:13:33	07:14:18	07:15:12	07:28:14	7:21	00:00:00	00:14:41
9,162	LAC20026018	CONQUEROR DR & PALOS VERDES DR S	7 Zone - Urban	823D6	RANCHO PALOS VERDES	2020-01-24	09:32:25	09:33:20	09:34:23	09:45:06	6:19	00:00:00	00:12:41
9,484	LAC20027002	KINGSRIDGE DR	7 Zone - Urban	823H4	RANCHO PALOS VERDES	2020-01-25	04:40:40	04:41:26	04:42:50	04:51:32	5:11	00:00:00	00:10:52
10,408	LAC20029695	CALLE AVENTURA	7 Zone - Urban	823G5	RANCHO PALOS VERDES	2020-01-27	15:40:28	15:40:48	15:40:50	15:51:59	6:29	00:00:00	00:11:31
10,693	LAC20030515	ROCKINGHORSE RD	7 Zone - Urban	823G2	RANCHO PALOS VERDES	2020-01-28	10:59:58	11:05:06	11:06:48	11:12:48	6:10	00:00:00	00:12:50
10,726	LAC20030613	COLT RD	7 Zone - Urban	823G3	RANCHO PALOS VERDES	2020-01-28	12:22:38	12:23:19	12:23:30	12:36:23	6:00	00:00:00	00:13:45
11,213	LAC20032189	RUE LANGLOIS	7 Zone - Urban	822F3	RANCHO PALOS VERDES	2020-01-29	18:46:44	18:48:25	18:50:00	18:58:05	7:06	19:05:23	00:11:21



Westmed/McCormick Ambulance

Rancho Palos Verdes

January 2020

Date Period	1-4	5-11	12-18	19-25	26-31		
Response Period	Week 1	Week 2	Week 3	Week 4	Week 5	Week 6	Total
0:00 to 8:59	26	37	41	42	36		181
9:00 to 14:59	6	4	11	9	4		34
15:00 +	1	2	1	2	0		6

	Week 1	Week2	Week3	Week4	Week 5	Week 6	Total
Total Responses	33	43	53	53	40	0	222
Total On Time	26	37	41	42	36	0	182
Total Late	7	6	12	11	4	0	40

Total Compliance: 82.0%

Run #	La County Disp	PU Address	Zone	Map Grid	City	Date	Call Start	Dispatch	Enroute	AtScene	FD arrival	Cancel	McC Response
12,137	LAC20034936	RAVENSPUR DR	7 Zone - Urban	792J7	RANCHO PALOS VERDES	2020-02-01	07:52:13	07:56:16	07:56:46	08:05:59	3:09	00:00:00	00:13:46
12,238	LAC20035298	GANADO DR	7 Zone - Urban	823F5	RANCHO PALOS VERDES	2020-02-01	13:56:57	13:57:57	13:58:03	14:08:36	7:38	00:00:00	00:11:39
12,290	LAC20035448	OCEAN TRAILS DR	7 Zone - Urban	823E6	RANCHO PALOS VERDES	2020-02-01	16:06:51	16:08:40	16:09:01	16:16:15	6:49	00:00:00	00:09:24
12,437	LAC20035878	NANTASKET DR	7 Zone - Urban	822H5	RANCHO PALOS VERDES	2020-02-01	23:07:26	23:09:03	23:09:18	23:19:07	1:08	00:00:00	00:11:41
12,497	LAC20036063	DELUNA DR	7 Zone - Urban	823F5	RANCHO PALOS VERDES	2020-02-02	05:22:29	05:23:06	05:24:56	00:00:00	6:03	05:33:08	00:10:39
13,098	LAC20037901	RUE LANGLOIS	7 Zone - Urban	822F3	RANCHO PALOS VERDES	2020-02-03	17:17:55	17:18:40	17:18:42	17:28:38	1:06	00:00:00	00:10:43
13,179	LAC20038154	VISTA MESA DR	7 Zone - Urban	823G5	RANCHO PALOS VERDES	2020-02-03	21:54:38	21:55:35	21:55:37	22:06:45	1:03	00:00:00	00:12:07
13,221	LAC20038264	VIA CANADA	7 Zone - Urban	823H3	RANCHO PALOS VERDES	2020-02-04	01:21:22	01:21:55	01:23:37	01:31:41	4:21	00:00:00	00:10:19
13,683	LAC20039675	VIA VICTORIA	7 Zone - Urban	822F2	RANCHO PALOS VERDES	2020-02-05	09:22:31	09:23:03	09:23:31	09:38:45	7:26	00:00:00	00:16:14
13,704	LAC20039751	SAILVIEW AV	7 Zone - Urban	822J2	RANCHO PALOS VERDES	2020-02-05	10:40:53	10:42:07	10:42:20	10:50:26	2:23	11:12:54	00:09:33
14,040	LAC20040768	VIA BARON	7 Zone - Urban	822H5	RANCHO PALOS VERDES	2020-02-06	08:29:30	08:29:56	08:30:13	08:44:02	4:33	00:00:00	00:14:32
14,071	LAC20040843	OSCANINI DR & S WESTERN AV	7 Zone - Urban	823H2	RANCHO PALOS VERDES	2020-02-06	09:43:15	09:45:41	09:45:45	09:53:50	7:09	09:56:38	00:10:35
14,086	LAC20040883	AVENIDA CORONA	7 Zone - Urban	823G5	RANCHO PALOS VERDES	2020-02-06	10:15:54	10:16:39	10:18:17	10:30:58	5:05	00:00:00	00:15:04
14,134	LAC20041018	VISTA DEL MAR	7 Zone - Urban	823F6	RANCHO PALOS VERDES	2020-02-06	12:17:45	12:18:38	12:19:41	12:33:15	7:36	00:00:00	00:15:30
14,240	LAC20041299	COASTSITE DR	7 Zone - Urban	822J4	RANCHO PALOS VERDES	2020-02-06	16:32:56	16:34:31	16:34:49	16:50:43	8:01	00:00:00	00:17:47
14,410	LAC20041768	GOLDEN SPUR LN	7 Zone - Urban	823G2	RANCHO PALOS VERDES	2020-02-07	04:51:47	04:52:38	04:53:47	05:01:00	5:21	00:00:00	00:09:13
14,604	LAC20042342	TRUDIE DR	7 Zone - Urban	823H3	RANCHO PALOS VERDES	2020-02-07	14:49:24	14:50:03	14:50:11	14:59:29	7:07	15:02:42	00:10:05
14,790	LAC20042835	TERRANEA WY	7 Zone - Urban	822H5	RANCHO PALOS VERDES	2020-02-07	22:56:50	22:58:23	22:59:53	23:07:47	6:23	00:00:00	00:10:57
14,916	LAC20043159	LOS VERDES DR	7 Zone - Urban	822H3	RANCHO PALOS VERDES	2020-02-08	09:08:41	09:09:17	09:09:19	09:20:51	7:14	00:00:00	00:12:10
15,120	LAC20043685	DELACROIX RD	7 Zone - Urban	793B7	RANCHO PALOS VERDES	2020-02-08	17:56:45	17:57:34	17:57:36	18:06:58	6:09	18:07:39	00:10:13
15,381	LAC20044404	SEA RAVEN DR	7 Zone - Urban	823E6	RANCHO PALOS VERDES	2020-02-09	11:11:07	11:11:33	11:12:03	11:21:24	6:02	00:00:00	00:10:17
15,469	LAC20044611	W CRESTRIDGE RD	7 Zone - Urban	823A1	RANCHO PALOS VERDES	2020-02-09	15:11:12	15:11:57	15:11:58	15:21:07	5:18	00:00:00	00:09:55
15,617	LAC20045000	AVENIDA CORONA	7 Zone - Urban	823G5	RANCHO PALOS VERDES	2020-02-09	22:31:06	22:32:03	22:35:24	22:42:47	9:20	22:48:19	00:11:41

Run #	La County Disp	PU Address	Zone	Map Grid	City	Date	Call Start	Dispatch	Enroute	AtScene	FD arrival	Cancel	McC Response
15,908	LAC20045854	EXULTANT DR	7 Zone - Urban	823D5	RANCHO PALOS VERDES	2020-02-10	16:36:04	16:36:30	16:36:35	16:49:38	7:22	00:00:00	00:13:34
15,960	LAC20046001	STARLINE DR	7 Zone - Urban	823F5	RANCHO PALOS VERDES	2020-02-10	18:49:07	18:49:30	18:50:09	19:01:17	7:25	00:00:00	00:12:10
16,195	LAC20046602	MONTEREINA DR	7 Zone - Urban	823H1	RANCHO PALOS VERDES	2020-02-11	10:29:38	10:30:59	10:32:41	10:44:02	4:05	00:00:00	00:14:24
16,367	LAC20047109	VALLETA DR	7 Zone - Urban	823H1	RANCHO PALOS VERDES	2020-02-11	17:29:40	17:35:57	17:35:58	17:41:38	7:59	17:49:41	00:11:58
16,368	LAC20047110	LA ROTONDA DR	7 Zone - Urban	823F7	RANCHO PALOS VERDES	2020-02-11	17:32:25	17:32:56	17:34:03	17:49:15	4:24	00:00:00	00:16:50
16,447	LAC20047343	PHANTOM DR	7 Zone - Urban	823E6	RANCHO PALOS VERDES	2020-02-11	21:52:22	21:52:54	21:53:50	22:05:24	4:43	00:00:00	00:13:02
17,515	LAC20050405	W CRESTRIDGE RD	7 Zone - Urban	823A1	RANCHO PALOS VERDES	2020-02-14	16:29:17	16:32:44	16:33:13	16:41:58	5:59	00:00:00	00:12:41
17,788	LAC20051065	AVENIDA CORONA	7 Zone - Urban	823G5	RANCHO PALOS VERDES	2020-02-15	09:11:44	09:12:11	09:13:38	09:24:08	7:51	00:00:00	00:12:24
17,890	LAC20051329	S WESTERN AV	7 Zone - Urban	823J4	RANCHO PALOS VERDES	2020-02-15	13:44:10	13:44:58	13:45:00	00:00:00	6:37	13:53:46	00:09:36
17,892	LAC20051336	PALOS VERDES DR S	7 Zone - Urban	823A4	RANCHO PALOS VERDES	2020-02-15	13:49:42	13:50:03	13:50:19	14:05:40	9:04	14:08:58	00:15:58
17,940	LAC20051476	STARLINE DR	7 Zone - Urban	823F4	RANCHO PALOS VERDES	2020-02-15	16:25:03	16:25:26	16:26:00	16:35:51	8:20	00:00:00	00:10:48
18,004	LAC20051632	UPLAND ST	7 Zone - Urban	823H3	RANCHO PALOS VERDES	2020-02-15	19:21:17	19:23:23	19:23:24	19:37:56	8:20	00:00:00	00:16:39
18,076	LAC20051804	W CRESTRIDGE RD	7 Zone - Urban	823A1	RANCHO PALOS VERDES	2020-02-15	22:30:59	22:31:17	22:31:36	22:40:30	1:04	22:56:06	00:09:31
18,571	LAC20053180	AVENIDA DE MAGNOLIA	7 Zone - Urban	823F4	RANCHO PALOS VERDES	2020-02-17	07:39:56	07:40:27	07:42:09	07:53:59	8:23	00:00:00	00:14:03
18,742	LAC20053714	PALOS VERDES DR W & HAWTHORNEBLVD	7 Zone - Urban	822F4	RANCHO PALOS VERDES	2020-02-17	16:11:36	16:23:25	16:23:26	16:38:28	7:23	00:00:00	00:26:52
18,745	LAC20053714	PALOS VERDES DR W & HAWTHORNEBLVD	7 Zone - Urban	822F4	RANCHO PALOS VERDES	2020-02-17	16:14:40	16:16:37	16:16:39	00:00:00	7:30	16:31:22	00:16:42
18,800	LAC20053894	MIRALESTE PLAZA	7 Zone - Urban	823G4	RANCHO PALOS VERDES	2020-02-17	18:50:48	18:52:11	18:53:57	19:00:09	1:30	19:15:21	00:09:21
18,806	LAC20053914	TRUMP NATIONAL DR	7 Zone - Urban	823E6	RANCHO PALOS VERDES	2020-02-17	19:02:40	19:03:24	19:05:41	00:00:00	7:06	19:18:08	00:15:28
18,851	LAC20054007	TRUMP NATIONAL DR	7 Zone - Urban	823E6	RANCHO PALOS VERDES	2020-02-17	20:58:52	20:59:37	21:01:24	21:13:25	7:46	00:00:00	00:14:33
19,014	LAC20054421	VALOR PL	7 Zone - Urban	823D5	RANCHO PALOS VERDES	2020-02-18	09:43:54	09:44:14	09:44:36	09:59:08	8:23	00:00:00	00:15:14
19,138	LAC20054816	LASITA PL	7 Zone - Urban	823H1	RANCHO PALOS VERDES	2020-02-18	15:10:21	15:12:37	15:12:57	15:26:04	6:28	00:00:00	00:15:43
19,352	LAC20055411	TERRANEA WY	7 Zone - Urban	822H5	RANCHO PALOS VERDES	2020-02-19	03:28:50	03:31:23	03:31:40	03:41:04	8:12	00:00:00	00:12:14
19,474	LAC20055786	VIGILANCE DR	7 Zone - Urban	823E6	RANCHO PALOS VERDES	2020-02-19	11:56:41	11:56:58	11:58:31	12:13:08	5:33	00:00:00	00:16:27

Run #	La County Disp	PU Address	Zone	Map Grid	City	Date	Call Start	Dispatch	Enroute	AtScene	FD arrival	Cancel	McC Response
19,655	LAC20056337	W CRESTRIDGE RD	7 Zone - Urban	823A1	RANCHO PALOS VERDES	2020-02-19	20:08:27	20:09:14	20:09:14	20:18:12	4:17	00:00:00	00:09:45
19,719	LAC20056539	CROWNVIEW DR	7 Zone - Urban	823F3	RANCHO PALOS VERDES	2020-02-20	00:40:32	00:41:13	00:41:14	00:52:23	7:19	00:00:00	00:11:51
20,120	LAC20057667	BEACHVIEW DR	7 Zone - Urban	822H5	RANCHO PALOS VERDES	2020-02-21	00:00:33	00:01:18	00:03:03	00:12:15	6:41	00:16:46	00:11:42
20,609	LAC20059122	BERRY HILL DR	7 Zone - Urban	822F2	RANCHO PALOS VERDES	2020-02-22	07:41:39	07:42:21	07:43:15	07:52:11	7:06	00:00:00	00:10:32
20,865	LAC20059844	TERRANEA WY	7 Zone - Urban	822H5	RANCHO PALOS VERDES	2020-02-22	21:21:51	21:22:18	21:23:30	21:31:33	4:34	00:00:00	00:09:42
21,010	LAC20060224	COASTSITE DR	7 Zone - Urban	822J4	RANCHO PALOS VERDES	2020-02-23	08:08:08	08:08:48	08:10:35	08:19:39	5:51	00:00:00	00:11:31
21,652	LAC20062047	LUNADA VISTA	7 Zone - Urban	822F2	RANCHO PALOS VERDES	2020-02-24	21:38:06	21:38:46	21:41:12	21:50:35	6:04	00:00:00	00:12:29
21,675	LAC20062108	VIA SAN REMO	7 Zone - Urban	822G4	RANCHO PALOS VERDES	2020-02-24	23:05:03	23:06:03	23:06:52	23:15:11	3:14	00:00:00	00:10:08
21,875	LAC20062677	VIA RIVERA	7 Zone - Urban	822F2	RANCHO PALOS VERDES	2020-02-25	12:56:47	12:57:18	12:57:39	13:07:26	7:02	00:00:00	00:10:39
21,912	LAC20062750	W CRESTRIDGE RD	7 Zone - Urban	823A1	RANCHO PALOS VERDES	2020-02-25	13:57:43	14:00:51	14:00:52	14:10:29	5:45	00:00:00	00:12:46
21,994	LAC20063007	SUNNYSIDE RIDGE RD	7 Zone - Urban	823G2	RANCHO PALOS VERDES	2020-02-25	17:31:51	17:33:05	17:33:06	17:42:44	8:33	00:00:00	00:10:53
22,277	LAC20063817	SILVER ARROW DR	7 Zone - Urban	793A7	RANCHO PALOS VERDES	2020-02-26	12:50:47	12:52:16	12:52:19	13:01:50	6:44	00:00:00	00:11:03
22,347	LAC20063994	OCEAN CREST DR	7 Zone - Urban	822H2	RANCHO PALOS VERDES	2020-02-26	15:24:31	15:25:16	15:25:46	15:37:26	4:44	00:00:00	00:12:55
22,393	LAC20064096	CORINNA DR	7 Zone - Urban	823F5	RANCHO PALOS VERDES	2020-02-26	17:01:14	17:02:21	17:02:24	17:12:00	4:02	00:00:00	00:10:46
22,658	LAC20064839	LA ROTONDA DR	7 Zone - Urban	823F7	RANCHO PALOS VERDES	2020-02-27	10:44:23	10:45:54	10:46:18	11:02:30	3:02	00:00:00	00:18:07
22,748	LAC20065087	COASTSITE DR	7 Zone - Urban	822J5	RANCHO PALOS VERDES	2020-02-27	14:37:14	14:38:15	14:39:14	14:51:24	8:42	15:02:38	00:14:10
22,773	LAC20065161	GOLDEN SPUR LN	7 Zone - Urban	823G2	RANCHO PALOS VERDES	2020-02-27	15:34:31	15:36:09	15:37:03	15:50:22	6:37	00:00:00	00:15:51
22,816	LAC20065279	S WESTERN AV	7 Zone - Urban	823J4	RANCHO PALOS VERDES	2020-02-27	17:29:29	17:34:21	17:34:22	17:43:28	4:03	18:18:04	00:13:59
22,844	LAC20065346	CALLE AVENTURA	7 Zone - Urban	823G5	RANCHO PALOS VERDES	2020-02-27	18:35:35	18:36:27	18:37:14	18:48:43	8:07	00:00:00	00:13:08
22,879	LAC20065440	TERRANEA WY & PALOS VERDES DRS	7 Zone - Urban	822G5	RANCHO PALOS VERDES	2020-02-27	20:15:52	20:16:26	20:17:43	20:27:17	8:41	21:39:46	00:11:25
23,443	LAC20067038	PALOS VERDES DR S	7 Zone - Urban	822G5	RANCHO PALOS VERDES	2020-02-29	08:35:30	08:40:26	08:40:30	08:47:01	8:53	08:51:05	00:11:31
23,444	LAC20067039	LOS VERDES DR	7 Zone - Urban	822H3	RANCHO PALOS VERDES	2020-02-29	08:35:41	08:40:11	08:40:18	08:45:24	8:04	00:00:00	00:09:43
23,718	LAC20067845	PARKHURST DR	7 Zone - Urban	823F5	RANCHO PALOS VERDES	2020-02-29	22:20:09	22:21:40	22:22:21	22:33:59	6:44	00:00:00	00:13:50



Westmed/McCormick Ambulance

Rancho Palos Verdes

February 2020

Date Period	1	2-8	9-15	16-22	23-29		
Response Period	Week 1	Week 2	Week 3	Week 4	Week 5	Week 6	Total
0:00 to 8:59	3	30	28	28	53		142
9:00 to 14:59	4	12	13	9	16		54
15:00 +	0	4	3	6	2		15

	Week 1	Week2	Week3	Week4	Week 5	Week 6	Total
Total Responses	7	46	44	43	71	0	211
Total On Time	3	30	28	28	53	0	142
Total Late	4	16	16	15	18	0	69

Total Compliance: 67.3%

Run #	La County Disp	PU Address	Zone	Map Grid	City	Date	Call Start	Dispatch	Enroute	AtScene	FD arrival	Cancel	McC Response
24,366	LAC20069569	FIGTREE RD	7 Zone - Urban	823A4	RANCHO PALOS VERDES	2020-03-02	13:53:41	13:54:14	13:54:15	00:00:00	7:02	14:08:16	00:14:35
24,556	LAC20070112	CADDINGTON DR	7 Zone - Urban	823J2	RANCHO PALOS VERDES	2020-03-03	00:03:53	00:05:31	00:05:59	00:15:13	7:19	00:00:00	00:11:20
24,955	LAC20071307	RUE LA FLEUR	7 Zone - Urban	822F3	RANCHO PALOS VERDES	2020-03-04	03:11:04	03:11:46	03:14:04	03:22:49	7:43	00:00:00	00:11:45
25,405	LAC20072509	PALOS VERDES DR E	7 Zone - Urban	823F5	RANCHO PALOS VERDES	2020-03-05	07:33:23	07:36:51	07:36:54	07:46:24	5:24	00:00:00	00:13:01
25,567	LAC20072945	ENROSE AV	7 Zone - Urban	823H4	RANCHO PALOS VERDES	2020-03-05	14:08:06	14:08:44	14:10:07	14:27:59	7:03	00:00:00	00:19:53
25,684	LAC20073349	PALOS VERDES DR S	7 Zone - Urban	823B5	RANCHO PALOS VERDES	2020-03-05	20:44:22	20:45:22	20:45:44	20:55:32	4:33	22:41:25	00:11:10
25,837	LAC20073751	SUNNYSIDE RIDGE RD	7 Zone - Urban	823H2	RANCHO PALOS VERDES	2020-03-06	09:19:16	09:19:52	09:20:46	09:32:07	7:30	00:00:00	00:12:51
26,249	LAC20074846	S WESTERN AV	7 Zone - Urban	823J4	RANCHO PALOS VERDES	2020-03-07	08:03:13	08:04:00	08:05:27	08:15:46	5:38	00:00:00	00:12:33
26,257	LAC20074860	EXULTANT DR	7 Zone - Urban	823D5	RANCHO PALOS VERDES	2020-03-07	08:29:03	08:29:51	08:31:36	08:42:43	4:05	00:00:00	00:13:40
26,295	LAC20074954	SANTA LUNA DR	7 Zone - Urban	823G5	RANCHO PALOS VERDES	2020-03-07	10:12:25	10:13:00	10:13:03	10:23:56	6:27	00:00:00	00:11:31
26,844	LAC20076437	LOS VERDES DR	7 Zone - Urban	822H2	RANCHO PALOS VERDES	2020-03-08	18:04:10	18:06:04	18:06:58	18:17:20	6:38	00:00:00	00:13:10
26,887	LAC20076551	PALOS VERDES DR E	7 Zone - Urban	823G5	RANCHO PALOS VERDES	2020-03-08	20:07:29	20:08:21	20:08:22	20:19:12	3:34	20:24:08	00:11:43
27,010	LAC20076871	TERRANEA WY	7 Zone - Urban	822H5	RANCHO PALOS VERDES	2020-03-09	05:01:26	05:01:58	05:03:55	05:12:26	5:22	00:00:00	00:11:00
27,250	LAC20077562	W CRESTRIDGE RD	7 Zone - Urban	823A1	RANCHO PALOS VERDES	2020-03-09	17:15:26	17:16:42	17:16:43	17:30:28	4:24	00:00:00	00:15:02
27,324	LAC20077826	STALWART DR	7 Zone - Urban	823D5	RANCHO PALOS VERDES	2020-03-09	22:26:04	22:27:09	22:28:10	22:38:39	7:39	00:00:00	00:12:35
27,464	LAC20078212	MOUNT SHASTA DR	7 Zone - Urban	823J2	RANCHO PALOS VERDES	2020-03-10	10:07:33	10:09:23	10:09:27	10:18:02	7:21	00:00:00	00:10:29
27,477	LAC20078235	COASTSITE DR	7 Zone - Urban	822J5	RANCHO PALOS VERDES	2020-03-10	10:33:47	10:34:25	10:34:58	10:45:13	5:14	00:00:00	00:11:26
28,306	LAC20080775	CAYUSE LN	7 Zone - Urban	823F1	RANCHO PALOS VERDES	2020-03-12	13:45:53	13:46:48	13:46:50	13:56:57	7:20	00:00:00	00:11:04
28,414	LAC20081154	VIA LA CRESTA ROAD	7 Zone - Urban	822G4	RANCHO PALOS VERDES	2020-03-12	18:45:13	18:46:03	18:46:04	18:55:52	5:14	00:00:00	00:10:39
29,241	LAC20083583	SANTA LUNA DR	7 Zone - Urban	823G5	RANCHO PALOS VERDES	2020-03-14	22:36:20	22:37:53	22:38:39	22:48:34	6:42	00:00:00	00:12:14
29,244	LAC20083596	CREST RD & GANADO DR	7 Zone - Urban	823F5	RANCHO PALOS VERDES	2020-03-14	22:47:12	22:48:26	22:48:56	23:02:53	6:27	23:09:16	00:15:41
29,367	LAC20083960	PALO VISTA DR	7 Zone - Urban	823E6	RANCHO PALOS VERDES	2020-03-15	10:04:10	10:06:41	10:06:52	10:13:51	7:20	00:00:00	00:09:41
29,428	LAC20084142	FAIRHILL DR	7 Zone - Urban	823H4	RANCHO PALOS VERDES	2020-03-15	13:10:43	13:11:33	13:11:45	13:20:46	5:10	00:00:00	00:10:03
29,493	LAC20084307	ROTHROCK DR	7 Zone - Urban	792H7	RANCHO PALOS VERDES	2020-03-15	16:30:13	16:32:21	16:34:18	16:46:01	6:15	00:00:00	00:15:48
29,574	LAC20084522	DELUNA DR	7 Zone - Urban	823F5	RANCHO PALOS VERDES	2020-03-15	20:03:57	20:04:47	20:05:37	20:15:37	7:24	20:35:50	00:11:40
29,595	LAC20084579	ROTHROCK DR	7 Zone - Urban	792H7	RANCHO PALOS VERDES	2020-03-15	21:03:33	21:04:39	21:04:45	21:15:19	5:21	21:16:59	00:11:46
30,093	LAC20086062	MONTEREINA DR	7 Zone - Urban	823H2	RANCHO PALOS VERDES	2020-03-17	06:18:50	06:19:49	06:21:06	06:31:45	6:11	00:00:00	00:12:55
30,226	LAC20086478	W CRESTRIDGE RD	7 Zone - Urban	823A1	RANCHO PALOS VERDES	2020-03-17	14:10:13	14:11:54	14:12:42	14:22:48	6:53	14:27:16	00:12:35
30,345	LAC20086808	GANADO DR	7 Zone - Urban	823F6	RANCHO PALOS VERDES	2020-03-17	20:15:19	20:15:35	20:17:12	20:24:59	6:01	00:00:00	00:09:40
30,365	LAC20086857	LA VISTA VERDE DR	7 Zone - Urban	823G5	RANCHO PALOS VERDES	2020-03-17	21:27:36	21:28:09	21:28:19	21:39:45	4:24	21:56:12	00:12:09
30,458	LAC20087163	PARKHURST DR	7 Zone - Urban	823F5	RANCHO PALOS VERDES	2020-03-18	07:58:24	07:58:43	07:59:49	08:10:37	8:04	00:00:00	00:12:13
31,146	LAC20089027	SEABREEZE AV	7 Zone - Urban	822J2	RANCHO PALOS VERDES	2020-03-19	23:49:49	23:50:16	23:52:27	00:02:13	7:11	00:00:00	00:12:24
31,240	LAC20089260	S WESTERN AV	7 Zone - Urban	823J4	RANCHO PALOS VERDES	2020-03-20	08:41:35	08:42:08	08:42:09	08:52:32	5:15	00:00:00	00:10:57
31,260	LAC20089309	COLT RD	7 Zone - Urban	823G3	RANCHO PALOS VERDES	2020-03-20	09:27:53	09:29:35	09:29:37	09:39:08	6:32	00:00:00	00:11:15
31,895	LAC20091149	RUE LA FLEUR	7 Zone - Urban	822F3	RANCHO PALOS VERDES	2020-03-22	03:08:03	03:08:49	03:09:58	03:18:30	8:18	00:00:00	00:10:27
32,016	LAC20091475	SEA RAVEN DR	7 Zone - Urban	823E6	RANCHO PALOS VERDES	2020-03-22	12:27:44	12:28:22	12:28:35	12:37:56	7:17	13:13:07	00:10:12
32,044	LAC20091556	SEA RAVEN DR	7 Zone - Urban	823E6	RANCHO PALOS VERDES	2020-03-22	13:54:25	13:56:00	13:56:03	14:08:53	6:25	00:00:00	00:14:28
32,138	LAC20091851	PALOS VERDES DR S	7 Zone - Urban	823D6	RANCHO PALOS VERDES	2020-03-22	19:31:19	19:31:47	19:33:50	19:44:40	6:23	00:00:00	00:13:21
32,276	LAC20092273	W DALADIER DR	7 Zone - Urban	823G5	RANCHO PALOS VERDES	2020-03-23	06:31:04	06:31:38	06:33:02	06:43:21	6:19	00:00:00	00:12:17

32,594	LAC20093198	BEACHVIEW DR	7 Zone - Urban	822H5	RANCHO PALOS VERDES	2020-03-24	01:41:56	01:42:28	01:44:11	01:53:48	5:27	02:01:56	00:11:52
32,922	LAC20094085	SEA RAVEN DR	7 Zone - Urban	823E6	RANCHO PALOS VERDES	2020-03-24	22:47:19	22:48:05	22:49:19	23:03:55	7:07	00:00:00	00:16:36



Westmed/McCormick Ambulance

Rancho Palos Verdes

March 2020

Date Period	1-7	8-14	15-21	22-28	29-31		
Response Period	Week 1	Week 2	Week 3	Week 4	Week 5	Week 6	Total
0:00 to 8:59	40	42	48	45	15		190
9:00 to 14:59	9	9	12	6	0		36
15:00 +	1	2	1	1	0		5

	Week 1	Week2	Week3	Week4	Week 5	Week 6	Total
Total Responses	50	53	61	52	15	0	231
Total On Time	40	42	48	45	15	0	190
Total Late	10	11	13	7	0	0	41

Total Compliance: 82.3%

Run #	La County Disp	PU Address	Zone	Map Grid	City	Date	Call Start	Dispatch	Enroute	AtScene	FD arrival	Cancel	McC Response
1,111	LAC20003023	BUCKSKIN LN	7 Zone - Urban	793F7	ROLLING HILLS ESTATES	2020-01-03	15:45:31	15:46:35	15:47:03	15:55:43	7:03	00:00:00	00:10:12



Westmed/McCormick Ambulance

Rolling Hills Estates

January 2020

Date Period	1-4	5-11	12-18	19-25	26-31		
Response Period	Week 1	Week 2	Week 3	Week 4	Week 5	Week 6	Total
0:00 to 8:59	5	11	9	11	7		43
9:00 to 14:59	1	0	0	0	0		1
15:00 +	0	0	0	0	0		0

	Week 1	Week2	Week3	Week4	Week 5	Week 6	Total
Total Responses	6	11	9	11	7	0	44
Total On Time	5	11	9	11	7	0	43
Total Late	1	0	0	0	0	0	1

Total Compliance: 97.7%

Run #	La County Disp	PU Address	Zone	Map Grid	City	Date	Call Start	Dispatch	Enroute	AtScene	FD arrival	Cancel	McC Response
17,520	LAC20050413	ASPEN WY	7 Zone - Urban	823A1	ROLLING HILLS ESTATES	2020-02-14	16:33:49	16:35:59	16:36:09	16:45:51	6:09	00:00:00	00:12:02
17,615	LAC20050644	HILLCREST MEADOW	7 Zone - Urban	822J1	ROLLING HILLS ESTATES	2020-02-14	20:24:38	20:25:31	20:25:35	20:34:49	5:58	00:00:00	00:10:11
19,184	LAC20054939	HARBOR SIGHT DR	7 Zone - Urban	823G1	ROLLING HILLS ESTATES	2020-02-18	16:44:13	16:44:55	16:45:58	16:53:46	5:02	16:58:30	00:09:33
22,562	LAC20064543	SANTA BELLA RD	7 Zone - Urban	793C6	ROLLING HILLS ESTATES	2020-02-27	04:11:22	04:12:41	04:13:49	04:21:00	6:05	00:00:00	00:09:38



Westmed/McCormick Ambulance

Rolling Hills

February 2020

Date Period	1	2-8	9-15	16-22	23-29		
Response Period	Week 1	Week 2	Week 3	Week 4	Week 5	Week 6	Total
0:00 to 8:59	0	3	1	0	0		4
9:00 to 14:59	0	0	0	0	1		1
15:00 +	0	0	0	0	0		0

	Week 1	Week2	Week3	Week4	Week 5	Week 6	Total
Total Responses	0	3	1	0	1	0	5
Total On Time	0	3	1	0	0	0	4
Total Late	0	0	0	0	1	0	1

Total Compliance: 80.0%

Run #	La County Disp	PU Address	Zone	Map Grid	City	Date	Call Start	Dispatch	Enroute	AtScene	FD arrival	Cancel	McC Response
-------	----------------	------------	------	----------	------	------	------------	----------	---------	---------	------------	--------	--------------

No Reports



Westmed/McCormick Ambulance

Rolling Hills Estates

March 2020

Date Period	1-7	8-14	15-21	22-28	29-31		
Response Period	Week 1	Week 2	Week 3	Week 4	Week 5	Week 6	Total
0:00 to 8:59	11	9	7	7	1		35
9:00 to 14:59	0	0	0	0	0		0
15:00 +	0	0	0	0	0		0

	Week 1	Week2	Week3	Week4	Week 5	Week 6	Total
Total Responses	11	9	7	7	1	0	35
Total On Time	11	9	7	7	1	0	35
Total Late	0	0	0	0	0	0	0

Total Compliance: 100.0%

Run #	La County Disp	PU Address	Zone	Map Grid	City	Date	Call Start	Dispatch	Enroute	AtScene	FD arrival	Cancel	McC Response
1,827	LAC20004987	E PACKSADDLE RD	7 Zone - Urban	823D4	ROLLING HILLS	2020-01-05	11:04:13	11:06:00	11:06:16	11:13:52	5:19	00:00:00	00:09:39
2,108	LAC20005765	WIDE LOOP RD	7 Zone - Urban	823E4	ROLLING HILLS	2020-01-06	03:11:03	03:12:33	03:14:02	03:20:46	6:25	00:00:00	00:09:43
3,736	LAC20010522	EASTFIELD DR	7 Zone - Urban	823E3	ROLLING HILLS	2020-01-10	08:35:20	08:36:22	08:37:05	08:50:13	7:13	00:00:00	00:14:53



Westmed/McCormick Ambulance

Rolling Hills

January 2020

Date Period	1-4	5-11	12-18	19-25	26-31		
Response Period	Week 1	Week 2	Week 3	Week 4	Week 5	Week 6	Total
0:00 to 8:59	1	1	1	1	1		5
9:00 to 14:59	0	3	0	0	0		3
15:00 +	0	0	0	0	0		0

	Week 1	Week2	Week3	Week4	Week 5	Week 6	Total
Total Responses	1	4	1	1	1	0	8
Total On Time	1	1	1	1	1	0	5
Total Late	0	3	0	0	0	0	3

Total Compliance: 62.5%

Run #	La County Disp	PU Address	Zone	Map Grid	City	Date	Call Start	Dispatch	Enroute	AtScene	FD arrival	Cancel	McC Response
22,678	LAC20064915	POSSUM RIDGE RD	7 Zone - Urban	823D2	ROLLING HILLS	2020-02-27	12:00:15	12:01:28	12:01:30	12:11:39	8:07	00:00:00	00:11:24



Westmed/McCormick Ambulance

Rolling Hills

February 2020

Date Period	1	2-8	9-15	16-22	23-29		
Response Period	Week 1	Week 2	Week 3	Week 4	Week 5	Week 6	Total
0:00 to 8:59	0	3	1	0	0		4
9:00 to 14:59	0	0	0	0	1		1
15:00 +	0	0	0	0	0		0

	Week 1	Week2	Week3	Week4	Week 5	Week 6	Total
Total Responses	0	3	1	0	1	0	5
Total On Time	0	3	1	0	0	0	4
Total Late	0	0	0	0	1	0	1

Total Compliance: 80.0%

Run #	La County Disp	PU Address	Zone	Map Grid	City	Date	Call Start	Dispatch	Enroute	AtScene	FD arrival	Cancel	McC Response
27,554	LAC20078485	FLYING MANE RD	7 Zone - Urban	823E4	ROLLING HILLS	2020-03-10	14:24:49	14:26:19	14:27:23	14:36:10	6:42	00:00:00	00:11:21
27,800	LAC20079266	HACKAMORE RD	7 Zone - Urban	823F3	ROLLING HILLS	2020-03-11	08:26:39	08:28:15	08:28:44	08:40:27	6:27	00:00:00	00:13:48



Westmed/McCormick Ambulance

Rolling Hills

March 2020

Date Period	1-7	8-14	15-21	22-28	29-31		
Response Period	Week 1	Week 2	Week 3	Week 4	Week 5	Week 6	Total
0:00 to 8:59	1	3	2	3	0		9
9:00 to 14:59	0	2	0	0	0		2
15:00 +	0	0	0	0	0		0

	Week 1	Week2	Week3	Week4	Week 5	Week 6	Total
Total Responses	1	5	2	3	0	0	11
Total On Time	1	3	2	3	0	0	9
Total Late	0	2	0	0	0	0	2

Total Compliance: 81.8%