



Plymouth Twp. Police
December 2022



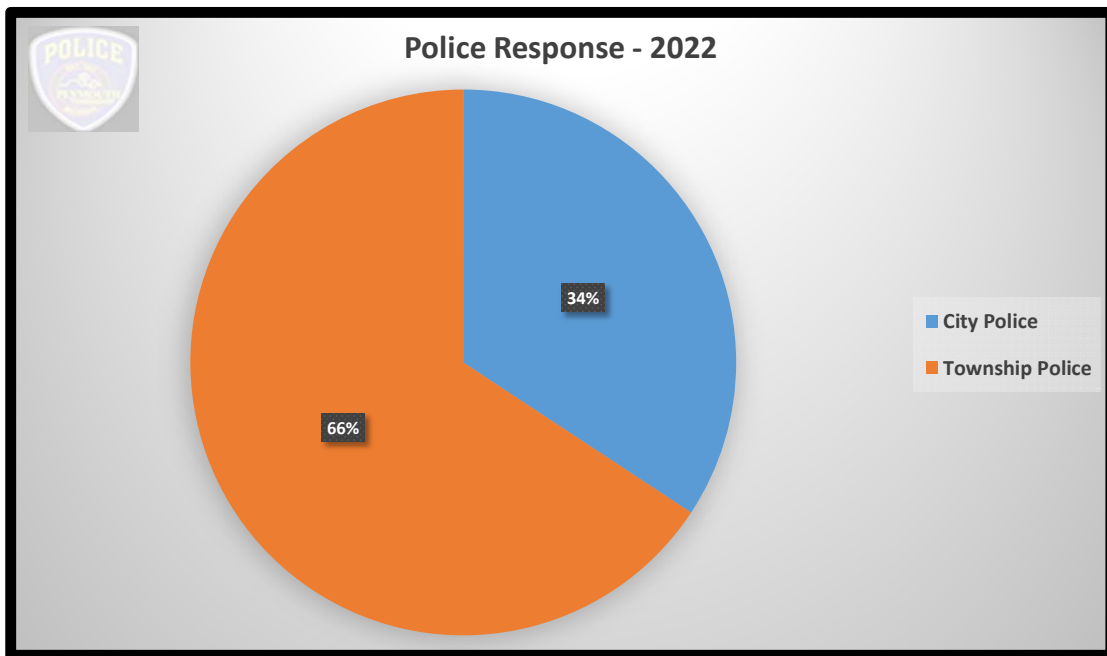
PART-ONE CRIMES

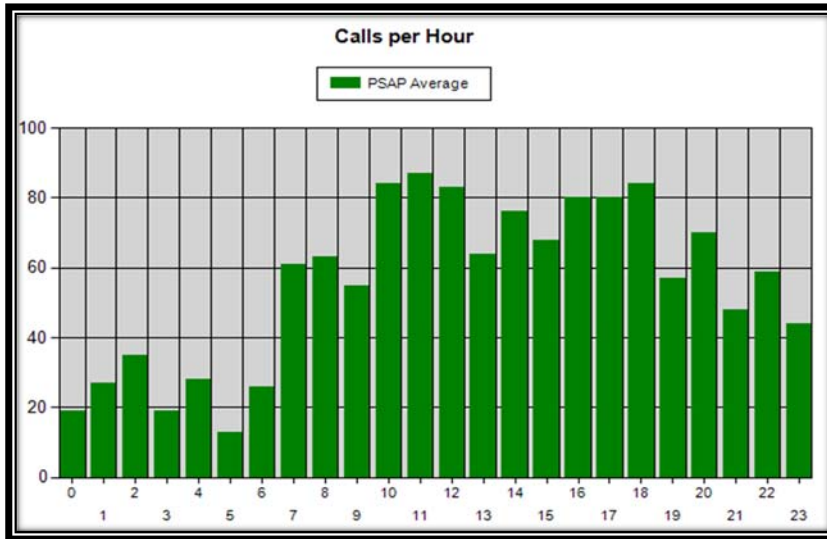


CLASS	Description	Dec/2022	Dec/2021	% CHG	YTD 2022	YTD 2021	% CHG
10001	KIDNAPPING/ABDUCTION	0	0	0%	0	1	-100.0%
11001	SEXUAL PENETRATION PENIS/VAGINA -CSC IST DEG	0	0	0%	1	0	100.0%
11002	SEXUAL PENETRATION PENIS/VAGINA -CSC 3RD DE	0	0	0%	0	4	-100.0%
11003	SEXUAL PENETRATION ORAL/ANAL -CSC IST DEGRE	0	1	-100.0%	2	2	0%
11004	SEXUAL PENETRATION ORAL/ANAL -CSC 3RD DEGRE	0	0	0%	0	1	-100.0%
11007	SEXUAL CONTACT FORCIBLE -CSC 2ND DEGREE	0	0	0%	0	2	-100.0%
11008	SEXUAL CONTACT FORCIBLE -CSC 4TH DEGREE	0	1	-100.0%	3	2	50.0%
12000	ROBBERY	0	0	0%	0	3	-100.0%
13001	NONAGGRAVATED ASSAULT	9	6	50.0%	82	77	6.5%
13002	AGGRAVATED/FELONIOUS ASSAULT	3	0	0%	11	14	-21.4%
13003	INTIMIDATION/STALKING	1	1	0%	10	12	-16.7%
20000	ARSON	0	0	0%	1	1	0%
21000	EXTORTION	0	0	0%	0	4	-100.0%
22001	BURGLARY -FORCED ENTRY	0	0	0%	5	10	-50.0%
22002	BURGLARY -ENTRY WITHOUT FORCE (Intent to Commi	0	0	0%	3	5	-40.0%
23002	LARCENY -PURSESNAATCHING	0	0	0%	1	0	100.0%
23003	LARCENY -THEFT FROM BUILDING	7	1	600.0%	30	20	50.0%
23005	LARCENY -THEFT FROM MOTOR VEHICLE	1	1	0%	59	27	118.5%
23006	LARCENY -THEFT OF MOTOR VEHICLE PARTS/ACCE	9	3	200.0%	52	45	15.6%
23007	LARCENY -OTHER	4	1	300.0%	41	34	20.6%
24001	MOTOR VEHICLE THEFT	0	1	-100.0%	24	25	-4.0%
24002	MOTOR VEHICLE, AS STOLEN PROPERTY	0	0	0%	0	2	-100.0%
24002	MOTOR VEHICLE THEFT	0	0	0%	1	0	100.0%
25000	FORGERY/COUNTERFEITING	0	1	-100.0%	4	2	100.0%
26001	FRAUD -FALSE PRETENSE/SWINDLE/CONFIDENCE G	4	2	100.0%	45	38	18.4%
26002	FRAUD -CREDIT CARD/AUTOMATIC TELLER MACHINE	1	1	0%	9	9	0%
26005	FRAUD -WIRE FRAUD	0	0	0%	3	4	-25.0%
26007	FRAUD - IDENTITY THEFT	7	1	600.0%	42	43	-2.3%
27000	EMBEZZLEMENT	1	1	0%	5	1	400.0%
28000	STOLEN PROPERTY	0	0	0%	3	1	200.0%
29000	DAMAGE TO PROPERTY	5	3	66.7%	62	45	37.8%
30001	RETAIL FRAUD -MISREPRESENTATION	0	0	0%	0	1	-100.0%
30002	RETAIL FRAUD -THEFT	2	2	0%	25	14	78.6%
30003	RETAIL FRAUD -REFUND/EXCHANGE	0	0	0%	2	0	200.0%
35001	VIOLATION OF CONTROLLED SUBSTANCE ACT	0	0	0%	18	9	100.0%
35002	NARCOTIC EQUIPMENT VIOLATIONS	1	0	0%	8	2	300.0%
37000	OBSCENITY	0	0	0%	1	0	100.0%
52001	WEAPONS OFFENSE- CONCEALED	0	0	0%	11	7	57.1%
52003	WEAPONS OFFENSE -OTHER	0	0	0%	1	3	-66.7%
72000	ANIMAL CRUELTY	0	0	0%	4	0	400.0%
Totals for Part A		55	27	103.70%	569	21.06%	

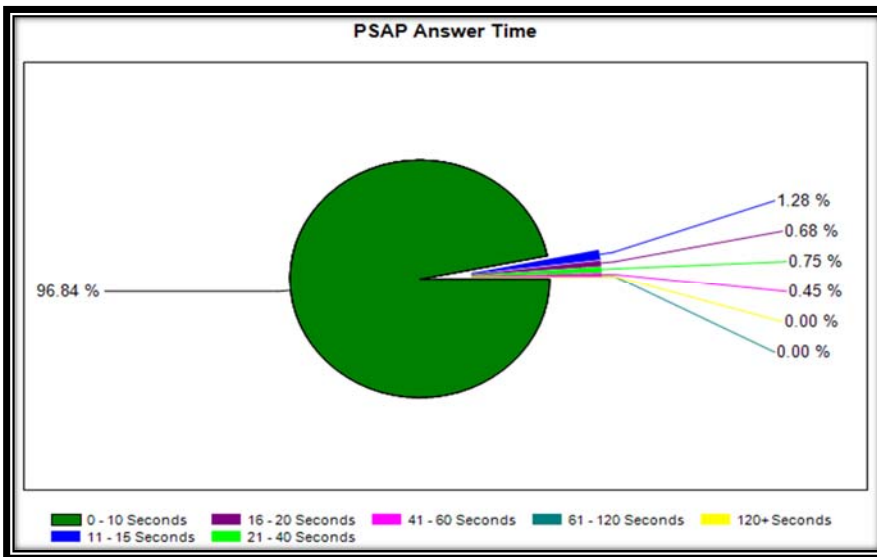
POLICE RESPONSE													
2022	JAN	FEB	MAR	APR	MAY	JUNE	JUL	AUG	SEP	OCT	NOV	DEC	YTD
City Police	370	357	514	537	525	569	586	638	588	520	534	502	6,240
Township Police	911	868	1,068	872	1,144	1,019	1,068	1,054	1,077	1,067	919	901	11,968
Total	1,281	1,225	1,582	1,409	1,669	1,588	1,654	1,692	1,665	1,587	1,453	1,403	18,208

POLICE RESPONSE													
2021	JAN	FEB	MAR	APR	MAY	JUNE	JUL	AUG	SEP	OCT	NOV	DEC	YTD
City Police	408	348	481	436	482	565	552	551	531	515	465	467	5,801
Township Police	750	765	953	854	866	916	950	924	1,018	856	890	801	10,543
Total	1,158	1,113	1,434	1,290	1,348	1,481	1,502	1,475	1,549	1,371	1,355	1,268	16,344





2022 DISPATCH	JAN	FEB	MAR	APR	MAY	JUNE	JUL	AUG	SEP	OCT	NOV	DEC	YTD
# of 911 Calls	1,053	978	1,179	1,060	1,113	1,136	1,115	1,197	1,057	1,137	977	1,233	13,235
# of Non-Emergency Calls	1,944	1,762	1,983	1,986	2,273	2,343	2,260	2,481	2,124	2,198	2,140	2,122	25,616
Total	2,997	2,740	3,162	3,046	3,386	3,479	3,375	3,678	3,181	3,335	3,117	3,355	38,851
2021 DISPATCH	JAN	FEB	MAR	APR	MAY	JUNE	JUL	AUG	SEP	OCT	NOV	DEC	YTD
# of 911 Calls	1,014	961	805	716	1,151	1,254	1,472	1,538	1,448	1,246	1,159	1,172	13,936
# of Non-Emergency Calls	1,751	1,934	2,206	1,824	2,105	2,079	2,254	2,418	2,249	2,055	2,051	1,868	24,794
Total	2,765	2,895	3,011	2,540	3,256	3,333	3,726	3,956	3,697	3,301	3,210	3,040	38,730



2.2.1 Standard for answering 9-1-1 Calls

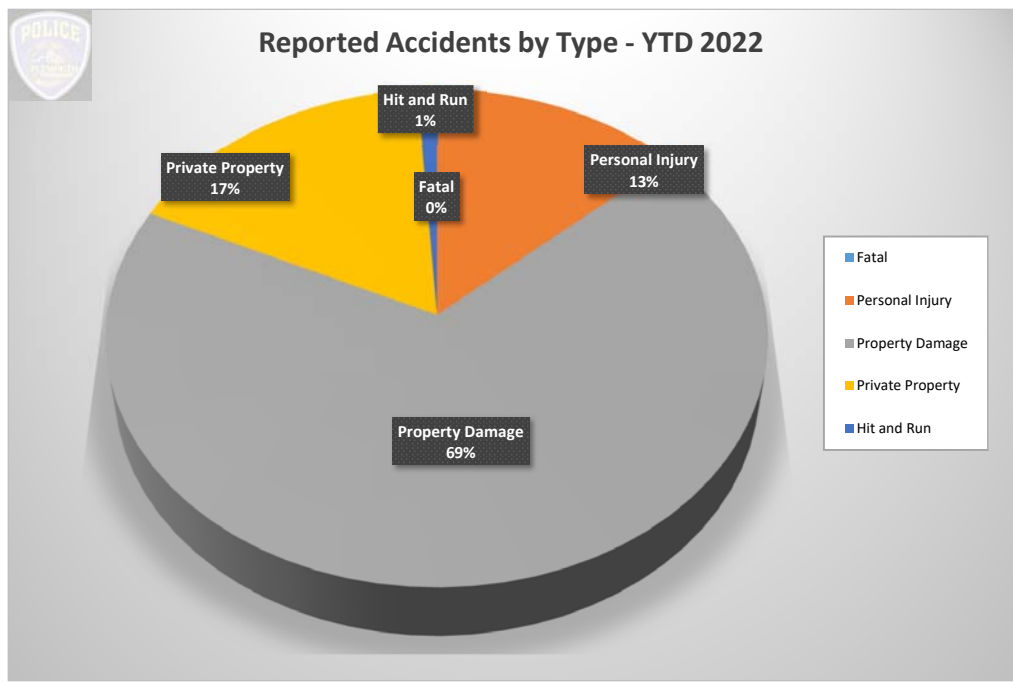
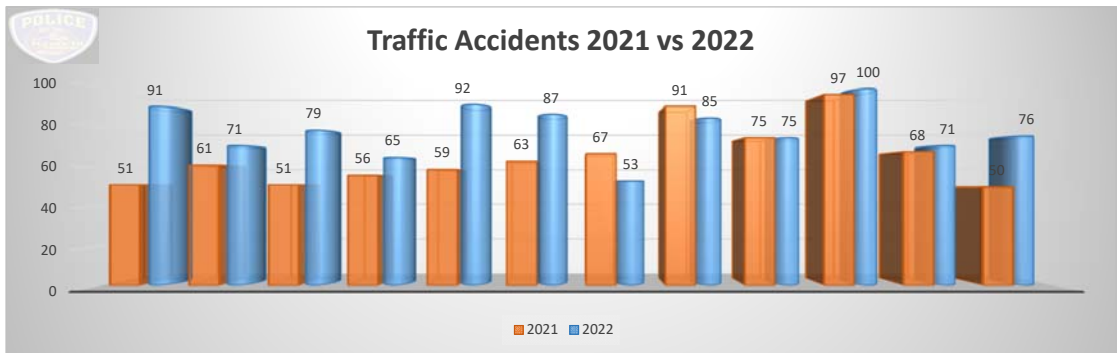
Ninety percent (90%) of all 9-1-1 calls arriving at the Public Safety Answering Point (PSAP) SHALL be answered within (\leq) fifteen (15) seconds. Ninety-five (95%) of all 9-1-1 calls SHOULD be answered within (\leq) twenty (20) seconds. A call flow diagram is available in Exhibit A.



% answer time 15 seconds	98.12%
% answer time 20 seconds	98.80%



TRAFFIC ACCIDENT SUMMARY													
2022	JAN	FEB	MAR	APR	MAY	JUNE	JUL	AUG	SEP	OCT	NOV	DEC	YTD
Fatal	0	0	0	0	0	0	0	0	0	0	0	0	0
Personal Injury	14	4	9	6	13	6	8	18	8	19	14	8	127
Property Damage	58	59	53	44	63	61	37	47	56	61	47	62	648
Private Property	18	8	16	15	16	19	8	20	11	20	9	0	160
Hit and Run	1	0	1	0	0	1	0	0	0	0	1	6	10
Total	91	71	79	65	92	87	53	85	75	100	71	76	945
2021	JAN	FEB	MAR	APR	MAY	JUNE	JUL	AUG	SEP	OCT	NOV	DEC	YTD
Fatal	0	0	0	0	0	0	0	0	0	0	0	0	0
Personal Injury	9	8	7	8	10	7	13	17	10	13	7	6	115
Property Damage	37	41	29	35	37	45	42	61	50	67	50	39	533
Private Property	0	10	15	13	12	11	12	12	15	17	11	5	133
Hit and Run	5	2	0	0	0	0	0	1	0	0	0	0	8
Total	51	61	51	56	59	63	67	91	75	97	68	50	789



TRAFFIC VIOLATION SUMMARY

January 1, 2022 through December 31, 2022

2022	JAN	FEB	MAR	APR	MAY	JUNE	JUL	AUG	SEP	OCT	NOV	DEC	YTD TOTAL
OWI	3	5	6	1	2	9	12	6	5	6	6	10	71
Speed	47	33	33	34	46	24	23	41	54	42	32	33	442
Commercial	0	0	0	0	0	0	0	0	0	0	0	2	2
Traffic Stops	299	251	386	265	359	278	375	309	335	303	187	200	3,547

Number of Arrests

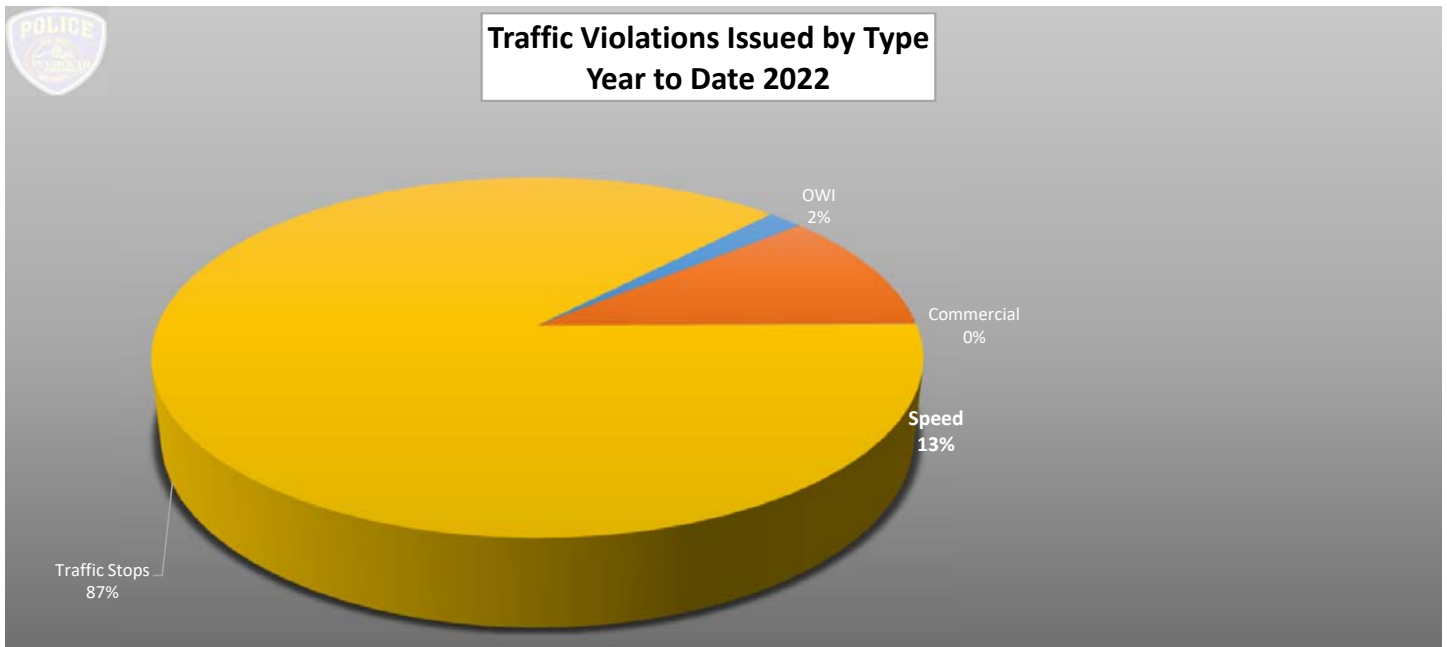
2022	JAN	FEB	MAR	APR	MAY	JUNE	JUL	AUG	SEP	OCT	NOV	DEC	YTD TOTAL
Felony	21	4	14	6	7	6	11	11	6	4	26	5	121
Misdemeanor	35	27	37	21	49	39	33	42	36	33	52	25	429
Citations	146	126	139	135	182	97	130	133	147	162	119	96	1,612
Total	202	157	190	162	238	142	174	186	189	199	197	126	2,162

January 1, 2021 through December 31, 2021

2021	JAN	FEB	MAR	APR	MAY	JUNE	JUL	AUG	SEP	OCT	NOV	DEC	YTD TOTAL
OWI	3	3	4	4	3	4	2	3	13	3	7	8	57
Speed	45	16	40	35	30	21	34	25	35	40	42	21	384
Commercial	0	0	0	0	0	0	0	0	0	0	0	0	0
Traffic Stops	258	190	294	243	219	237	241	225	286	252	214	188	2,847

Number of Arrests

2021	JAN	FEB	MAR	APR	MAY	JUNE	JUL	AUG	SEP	OCT	NOV	DEC	YTD TOTAL
Felony	5	7	8	4	12	6	4	8	11	4	6	3	78
Misdemeanor	26	39	26	48	24	28	33	29	50	22	26	33	384
Citations	114	65	107	121	120	103	112	135	159	131	114	77	1,358
Total	145	111	141	173	156	137	149	172	220	157	146	113	1,820



NUMBER OF ARRESTS

YEAR	JAN	FEB	MAR	APR	MAY	JUNE	JUL	AUG	SEP	OCT	NOV	DEC	YTD TOTAL
2022	56	31	51	27	56	45	44	53	42	37	78	30	550
2021	31	46	34	52	36	34	37	37	61	26	32	36	462

