

**CHARTER TOWNSHIP OF PLYMOUTH
BOARD OF TRUSTEES REGULAR MEETING**

Tuesday, October 11, 2022
7:00 PM



CALL TO ORDER AT _____ P.M.

A. ROLL CALL: Kurt Heise_____, Bob Doroshewitz _____, Jerry Vorva _____,
Jen Buckley_____, Chuck Curmi_____,
Audrey Monaghan_____, John Stewart_____

B. PLEDGE OF ALLEGIANCE

C. APPROVAL OF AGENDA

Tuesday, October 11, 2022

D. APPROVAL OF CONSENT AGENDA

D.1 Approval of Minutes:

a. Regular Board of Trustees Meeting, September 27, 2022

D.2 Acceptance of Communications, Correspondence, and Reports

a. Reports:

- Building Department Monthly Report - September 2022
- Fire Department Monthly Report - September 2022
- Planning Department Monthly Report - September 2022
- Police Department Monthly Report - September 2022
- FOIA Monthly Report - Clerk's Office - September 2022
- FOIA Monthly Report - Police Department - September 2022

D.3 Approval of Township Bills:

**CHARTER TOWNSHIP OF PLYMOUTH
BOARD OF TRUSTEES REGULAR MEETING**

Tuesday, October 11, 2022
7:00 PM



FUND	ACCT	ALREADY PAID	TO BE PAID	TOTAL:
General Fund	101	659,685.65	117,446.71	777,132.36
Drug Forfeiture Federal	262	.00	.00	.00
Drug Forfeiture State	265	.00	27,854.98	27,854.98
Drug Forfeiture IRS	266	.00	758.97	758.97
ARPA	285	.00	15,927.00	15,927.00
Improv. Rev.	446	.00	.00	.00
Senior Transportation	588	4,700.02	.00	4,700.02
Water/Sewer Fund	592	65,886.13	493,407.23	559,293.36
Solid Waste Fund	596	4,396.99	2,029.67	6,426.66
Tax Pool	703	19,726.50	.00	19,726.50
Police Bond Fund	710	.00	.00	.00
Special Assessment Capital	805	.00	9,125.00	9,125.00
TOTALS:		754,395.29	666,549.56	1,420,944.85

**CHARTER TOWNSHIP OF PLYMOUTH
BOARD OF TRUSTEES REGULAR MEETING**

Tuesday, October 11, 2022
7:00 PM



E. PUBLIC COMMENT (*Limited to 3 Minutes*)

F. NEW BUSINESS

1. St. John's Resort Amendment #4 to Planned Unit Development, **Resolution #2022-01-11-64**, *Township Planner Laura Haw and Township Engineer Jeremy Schrot*
2. Ann Arbor Road Sidewalk Project TAP Grant Application, **Resolution #2022-10-11-65**, *Township Engineer Jeremy Schrot*
3. FY 2023 Proposed Component Unit Fund Budgets and FY 2023 Enterprise Budget Requests, *Finance Director Ginger Moriarty*

G. PUBLIC COMMENT (*Limited to 3 Minutes*)

H. BOARD COMMENTS

I. ADJOURNMENT


PLEASE TAKE NOTE: The Charter Township of Plymouth will provide necessary reasonable auxiliary aids and services, such as signers for the hearing impaired and audio tapes of printed materials being considered at all Township Meetings, to individuals with disabilities at the Meetings/Hearings upon two weeks' notice to the Charter Township of Plymouth by writing or calling the following: Human Resource Office, 9955 N Haggerty Road, Plymouth, MI 48170. Phone number (734) 354-3202 TDD units: 1-800649-3777 (Michigan Relay Services)

The public is invited and encouraged to attend all meetings of the Board of Trustees of the Charter Township of Plymouth

D.1

**CHARTER TOWNSHIP OF PLYMOUTH
BOARD OF TRUSTEES REGULAR MEETING**

Tuesday, September 27, 2022
7:00 PM



CALL TO ORDER AT 7:00 P.M.

ROLL CALL: Kurt Heise, Supervisor
Jerry Vorva, Clerk
Bob Doroshewitz, Treasurer
John Stewart, Trustee
Audrey Monaghan, Trustee
Chuck Curmi, Trustee
Jen Buckley, Trustee

Also Present: James Knittel, Police Chief
Ryan Conely, Fire Chief
Kevin Bennett, Township Attorney
Jeremy Schrot, Township Engineer
Denisa Terrell, Recording Secretary
12 Members of the Public

A. PLEDGE OF ALLEGIANCE James Knittel

B. APPROVAL OF AGENDA

Tuesday, September 27, 2022

Moved by Clerk Vorva to include a notice of petition filed by Patrick Aralia and supported by Trustee Stewart to approve the agenda as amended for the Regular Board of Trustees meeting held on September 27, 2022.

All Ayes

C. APPROVAL OF CONSENT AGENDA

D.1 Approval of Township Bills:

FUND	ACCT	ALREADY PAID	TO BE PAID	TOTAL:
General Fund	101	549,098.14	156,589.31	705,687.45

**CHARTER TOWNSHIP OF PLYMOUTH
BOARD OF TRUSTEES REGULAR MEETING**

Tuesday, September 27, 2022
7:00 PM



Drug Forfeiture Federal	262	.00	625.00	625.00
Drug Forfeiture State	265	.00	14,600.00	14,600.00
Drug Forfeiture IRS	266	.00	.00	.00
ARPA	285	.00	.00	.00
Improv. Rev.	446	.00	.00	.00
Senior Transportation	588	3,153.08	.00	3,153.08
Water/Sewer Fund	592	301,611.94	523,819.55	825,431.49
Solid Waste Fund	596	2,899.44	116,185.25	119,084.69
Tax Pool	703	00	.00	00
Police Bond Fund	710	5,000.00	.00	5,000.00
Special Assessment Capital	805	.00	.00	.00
TOTALS:		861,762.60	811,819.11	1,673,581.71

Moved by Clerk Vorva and supported by Trustee Monaghan to approve the Consent Agenda for the Regular Board of Trustees meeting held on September 27, 2022.

All Ayes

**CHARTER TOWNSHIP OF PLYMOUTH
BOARD OF TRUSTEES REGULAR MEETING**

Tuesday, September 27, 2022

7:00 PM



D. PUBLIC COMMENT (*Limited to 3 Minutes*)

There were none.

E. NEW BUSINESS

1. 2022 Sanitary Sewer Rehabilitation Program, **Resolution # 2022-09-27-58**,
Public Services Director Patrick Fellrath and Township Engineer, Jeremy Schrot, P.E.

Moved by Trustee Stewart and supported by Treasurer Doroshewitz move to award the contract for 2022 Sanitary Sewer Lining to Insituform Technologies USA, LLC, in the amount of \$262,011.20.

Roll Call.

All Ayes.

2. Emergency/As-needed Water Main Repair Services Contract, **Resolution # 2022-09-27-59**, *Public Services Director Patrick Fellrath and Township Engineer Jeremy Schrot, P.E.*

Moved by Trustee Stewart and supported by Treasurer Doroshewitz to award the contract for Emergency/As -needed Water Main Repair Services to Superior Excavating, Inc., based on their unit price bid submitted on August 30, 2022.

Roll Call.

All Ayes.

3. Authorization for Supervisor to Sign Contract with GFL for Residential and Township Facilities Waste Removal, **Resolution # 2022-09-27-60**,
Supervisor Kurt Heise and Solid Waste Coordinator Sarah Visel

Moved by Trustee Curmi and supported by Trustee Monaghan to adopt Resolution 2022-09-27-60 to authorize the Township Supervisor to sign the proposed contract with GFL for collection and disposal of residential solid waste; collection of residential recyclables and compostable, for collection of disposals of solid waste (including street sweeping debris) and recyclables from Township owned facilities.

Roll Call.

All Ayes

**CHARTER TOWNSHIP OF PLYMOUTH
BOARD OF TRUSTEES REGULAR MEETING**

Tuesday, September 27, 2022
7:00 PM



4. Conditional Rezoning for the Plymouth Ridge (Northridge) Residential Subdivision, **Resolution # 2022-09-27-61**, *Township Planner Laura Haw and Township Engineer Jeremy Schrot*

Ms. Haw provided a summary that included details of the request to conditional rezoning from R-1-E to R-1-H One Family Residential District, in order to eventually seek a Cluster Housing Option. She shared the three conditions proposed by the applicant that included restricting the site to detached single family residences, a maximum of 36 lots, and a minimum of a 50-foot preservation area along the south and west property lines.

- Cheryl Daub opposes development that does not duplicate current homes.
- Tim Boyd shared he is on the Planning Commission. He indicated hoped to balance all the interest with addressing the density. He also expressed concern on the lot sizes for the proposed rezoning.
- Mike Warmbier expressed opposition to the rezoning.

Moved by Trustee Curmi and supported by Trustee Buckley authorizing denial of the Plymouth Ridge Residential Conditional Rezoning (map Amendment) from the R-1-E, One Family Residential District to the R-1-H, One-Family Residential District.
Roll Call.

Ayes: Trustee Buckley, Trustee Curmi, Trustee Stewart, Treasurer Doroshewitz

Nays: Clerk Vorva, Supervisor Heise, Trustee Monaghan

F. PUBLIC COMMENT (*Limited to 3 Minutes*)

There were none.

G. BOARD COMMENTS

- Trustee Buckley thanked the community for coming out and sharing their prospective.
- Trustee Stewart thanked the Police Chief for the enhanced professionalism. He expressed there will be future events to come on October 9th, 22nd, and November 11th.
- Treasure Doroshewitz shared that 98% of tax payments have been collected. It is in alignment of previous tax days.
- Clerk Vorva advised voters to submit their ballots as soon as possible. He also thanked his staff for the hard work.

**CHARTER TOWNSHIP OF PLYMOUTH
BOARD OF TRUSTEES REGULAR MEETING**

Tuesday, September 27, 2022

7:00 PM



- Trustee Monaghan also thanked the community for coming out as well as the Board for healthy discussion. She thanked the fire department for the tee shirts.
- Trustee Curmi encouraged voters to vote in person. He inquired about the sidewalk repair invoicing. He also requested a change log for the St. John PUDs'.
- Supervisor Heise shared there will be three Board of Trustees meeting in October. There will be a special Board meeting on October 4th. There will be several agenda items to include: The Economic Development update, 22/23 Board Schedule, General Budget Presentation, St. John PUD Amendments, and the water, sewer budgets, public safety budgets, and the Elks Lodge development.

H. ADJOURNMENT

Moved Trustee Stewart and supported by Clerk Vorva to adjourn the Regular Meeting for the Board of Trustees on September 27, 2022, at 9:13 p.m.

All Ayes.

PLEASE TAKE NOTE: The Charter Township of Plymouth will provide necessary reasonable auxiliary aids and services, such as signers for the hearing impaired and audio tapes of printed materials being considered at all Township Meetings, to individuals with disabilities at the Meetings/Hearings upon two weeks' notice to the Charter Township of Plymouth by writing or calling the following: Human Resource Office, 9955 N Haggerty Road, Plymouth, MI 48170. Phone number (734) 354-3202 TDD units: 1-800649-3777 (Michigan Relay Services)

The public is invited and encouraged to attend all meetings of the Board of Trustees of the Charter Township of Plymouth

Jerry Vorva
Plymouth Township Clerk
9955 N. Haggerty Rd.
Plymouth, MI 48170

September 27, 2022

**RE: CURTESY NOTICE OF INTENT TO FILE PETITION OBJECTING TO The
Plymouth Township Board of Trustee's Approval of Resolution #2022-09-27-67;
PLYMOUTH TOWNSHIP PLANNING COMMISSION APPLICATION PC# 2410-
Plymouth Ridge Conditional Rezoning Request.**

Dear Mr. Vorva,

Please consider this a curtesy notice, from the residents of Plymouth Township, of the intent to file a petition objecting to approval and/or adoption of Resolution #2022-09-67, "Plymouth Ridge Conditional Rezoning Request" proposed by applicant Mr. Leo Soave, Leo Soave Development, LLC.

The intent and purpose of this notice is to provide the Board of Trustees with information to assist with decision making at the September 27, 2022, Board of Trustees Meeting concerning requested board action referenced as Agenda Item F(4)(Agenda p.40). *"Request to Consider a Conditional Rezoning for the Plymouth Ridge, Northridge Residential Subdivision*

I respectfully request this letter be read into the record during public comment under Agenda Item E. (Agenda p. 2), on September 27, 2022.

I am certain this elected body will take into consideration the most salient point of the applicant's request. The applicant, at numerous public meetings, articulated its solitary reason for requesting the zoning change, which is to assist the applicant in making a profit. I was unable to find this salient piece of information in any of the minutes or summaries of previous public comment or official deliberations.

Also absent from the public record is any mention of the numerous exceptions offered by McKenna in its endorsement of the proposal which were addressed and refuted in detail by the Planning Commission. As stated by Ms. Barberena, "it appears as though the prospective buyer cannot afford the property." (Paraphrased, August 17, 2022, Planning Commission Meeting). The precedent approving this proposal would establish is untenable for the community.

Sincerest Regard,

Patrick Arella

Registered Elector of Plymouth Township

CHARTER TOWNSHIP OF PLYMOUTH
DEPARTMENT OF BUILDING & CODE ENFORCEMENT



MONTHLY REPORT

**September
2022**

New Commerical Building for 2022

Company Name	Property Address	Type of Work	Construction Value	Status	Month
LOT 20, BT Plymouth LLC.	44329 Plymouth Oaks Blvd.	New Building	900,000	issued	Mar
St Johns Inn Monastery	44045 Five Mile Rd.	Ceremony Pavilion	400,000	issued	June
Mendel Market	41352 Ann Arbor Rd.	Shell/ Foundation	5,500,000	issued	July

Total Construction Value

6,800,000

New Commercial Additions/Alterations for 2022

Company Name	Property Address	Type of Work	Construction Value	Status	Month
St. Johns Inn Monastery	44045 Five Mile Rd.	Interior Demo @ (2) Y Building	400,000	Issued	Jan
Materialise NV	44650 Helm Ct.	Interior Remodel	1,900,000	Issued	Jan
AT&T	40875 Ann Arbor Rd.	Tenant Finish	90,000	Issued	Jan
Burroughs Q-hut #10	41100 Plymouth Rd.	Construct Office	80,000	Issued	Jan
P&L Foods	9030 General Dr.	Construct Addition	300,000	Issued	Jan
Webasto	14200 Haggerty	Construct (2) Interior Offices	50,000	Issued	Feb
Frito Lay	45325 Polaris Ct.	Construct Addition	8,000,000	Issued	Feb
Burger King	44475 Five Mile	Fire Damage Repair	15,000	Issued	Feb
Streamline Logistics	41100 Plymouth Rd. B1 102	Tenant Finish	107,868	Issued	Mar
Rivian	13250 Haggerty Rd.	Interior Remodel (2) lab areas	1,700,000	Issued	Mar
ADVICS	45300 Polaris Ct.	Interior Remodel	135,220	Issued	Mar
Freudenberg	47774 Anchor Ct. W.	Interior Remodel	55,000	Issued	Mar
Sunny J's	521 Ann Arbor Rd.	Tenant Finish	78,000	Issued	Mar
Bank of America	40909 Ann Arbor Rd.	Dumpster Enclosure	15,000	Issued	Mar
Starbucks	15005 Beck Rd.	Tenant Finish	350,000	Issued	Mar
Sheesh Palace	15015 Beck Rd.	Tenant Finish	50,000	Issued	April
Brembo Brakes	47765 Halyard	Interior Remodel	125,000	Issued	April
Webasto	14200 Haggerty Rd.	Steel Racking	500,000	Issued	April
FSS Technologies	41100 Plymouth Rd B1 185	Tenant Finish	164,434	Issued	April
Pipetek Infrastructure	15165 Fogg St.	(2) Overhead Doors	25,000	Issued	April
Bank of America	40909 Ann Arbor Rd.	Interior Remodel	113,074	Issued	April
Alleluia Roman Church of God	46500 N Territorial	Interior Remodel	200,000	Issued	April
Plymouth House Apartments	42560 Postiff	New Walkways	48,000	Issued	May

Company Name	Property Address	Type of Work	Construction Value	Status	Month
Consolidated Properties	15075 Northville Rd.	(2) New Bathrooms	43,700	Issued	June
Nativity of the Virgin Mary Church	39851 Five Mile	Garage Structure	160,000	Issued	June
Ann Arbor Road LLC.	40500 Ann Arbor Rd.	(2) Interior doors	500	Issued	June
Quick Pass Car Wash	39550 Ann Arbor Rd.	Free Standing Awning	12,918	Issued	June
Interek	45000 Helm	Interior Remodel	35,000	Issued	June
Sema	14655 Jib	15'x 27' open canopy garage	100,000	Issued	June
Mahle	14900 Galleon Ct.	(1) New Test Cell	500,000	Issued	July
Frito Lay	45325 Polaris Ct.	Racking System	2,094,730	Issued	July
Birdi RX	43811 Plymouth Oaks Blvd	Interior Demo	30,000	Issued	July
Bliss Reupllic Salon	44717 Five Mile Rd.	Tenant Finish	297,000	Issued	July
Wendys	15055 Sheldon	Exterior & Interior Remodel	218,000	Issued	July
Michigan Education Association	40500 Ann Arbor Rd. 100	Tenant Remodel	75,000	Issued	August
Interek	45000 Helm	Interior Remodel	260,000	Issued	August
World Wide Logistics	47007 Five Mile Rd.	Tenant Finish	27,662	Issued	August
Wing Snob	41536 Ann Arbor Rd.	Tenant Finish	120,000	Issued	August
ProSource	44099 Plymouth Oaks Blvd 109	Interior Remodel	109,283	Issued	August
ProSource	44099 Plymouth Oaks Blvd 109	Overhead Doors	39,443	Issued	August
Frito Lay	45325 Polaris Ct.	Racking System	70,000	Issued	August
Burroughs	41100 Plymouth Rd. B1 160	Tenant Finish	311,384	Issued	August
Blackwell Ford	41001 Plymouth Rd.	(2) 1,000 Gl. Storage Tanks	12,600	Issued	September
Webasto	14200 Haggerty Rd.	Steel Racking System	500,000	Issued	September
Fraudenberg	47690 Anchor Ct. E.	(2) new test boxes for batteries	69,000	Issued	September
Maclean Fogg Company	39555 Schoolcraft	Interior Remodel	202,690	Issued	September
Bridl RX	43811 Plymouth Oaks Blvd	Tenant Finish	4,900,000	Issued	September
			24,660,506		
Total Construction Value			31,460,506		

Grand Total Construction Value

* Operating on COVID-19 orders

Building Department 2022

Classification	Jan	Feb	Mar	April	May	June	July	Aug	Sept	Oct	Nov	Dec	2022 Totals
Total Building Permits	74	65	118	118	110	112	109	121	93				920
Trade Permits													
Electrical	30	31	29	27	47	46	48	59	55				370
Mechanical	58	48	61	65	76	74	71	77	65				593
Plumbing	11	28	24	33	25	26	34	29	28				238
Sewer & Water	8	17	6	8	9	9	7	5	6				75
Total Trade Permits	179	189	238	251	267	267	267	291	247	0	0	0	2196
Miscellaneous													
Special Inspections	0	0	0	1	0	0	0	0	0				1
Temp Certificate of Occupancy	6	2	5	1	0	3	1	5	3				26
Re-Occupancy	2	0	1	8	2	2	2	3	2				22
Plan Review	10	17	25	14	24	7	5	8	9				119
ZBA	0	0	0	0	2	3	1	0	1				7
Re-inspection fees	3	5	8	6	6	9	5	5	1				48
Vacant Land Registration	0	0	0	0	0	0	0	0	0				0
Total Miscellaneous	21	24	39	30	34	24	14	21	16	0	0	0	223
Application Fees													
Building	60	55	105	103	98	100	104	110	85				816
Electrical	34	32	32	33	53	49	52	69	62				416
Mechanical	55	49	61	67	76	85	76	72	74				616
Plumbing	15	28	29	37	27	33	36	38	33				276
Total Misc/License/Application	185	188	266	270	286	291	282	310	270	0	0	0	2348
Grand Total	364	377	504	521	553	558	549	601	517	0	0	0	4544
Staffing Levels													
Chief Building Official	1	1	1	1	1	1	1	1	1	0	0	0	
Full Time Building Inspector	1	1	1	1	1	1	1	1	1	0	0	0	
Full Time Building Coordinator	1	1	1	1	1	1	1	1	1	0	0	0	
Full Time Building Administrator	1	1	1	1	1	1	1	1	1	0	0	0	
Part-time Time Ordinance Officer	1	1	1	1	1	1	1	1	1	0	0	0	

Residential Housing 2022

<u>Single Family Detached</u>					<u>Single Family Attached (Townhouses/ Row Houses)</u>				
	<u>Total #</u>	<u>Total #</u>	<u>Total</u>	<u>Total</u>	<u>Total #</u>	<u>Total #</u>	<u>Total</u>	<u>Total</u>	
	<u>Buildings</u>	<u>Dwelling</u>	<u>Value</u>	<u>Square</u>	<u>Buildings</u>	<u>Dwelling</u>	<u>Value</u>	<u>Square</u>	
			<u>Construction</u>	<u>Feet</u>			<u>Construction</u>	<u>Feet</u>	
January	0	0	-	-	0		-	-	
February	10	0	3,088,535	16,041	0		-	-	
March	5	0	1,580,565	12,412	0		-	-	
April	2	0	1,111,040	7,781	0		-	-	
May	4	0	3,221,082	13,872	0		-	-	
June	6	0	1,622,726	12,772	0		-	-	
July	0	0	-	-	0		-	-	
August	2	0	648,381	4,725	0		-	-	
September	0	0	-	-	0		-	-	
October					0		-	-	
November					0		-	-	
December					0		-	-	
Totals	28	0	\$ 11,252,329	67,603	0	0	\$ -	-	
<u>Two-Family Buildings (Duplex)</u>					<u>Three-or-more Family Building (Apartments/Stacked Condos)</u>				
	<u>Total #</u>	<u>Total #</u>	<u>Total</u>	<u>Total</u>	<u>Total #</u>	<u>Total #</u>	<u>Total</u>	<u>Total</u>	
	<u>Buildings</u>	<u>Dwelling</u>	<u>Value</u>	<u>Square</u>	<u>Buildings</u>	<u>Dwelling</u>	<u>Value</u>	<u>Square</u>	
			<u>Construction</u>	<u>Feet</u>			<u>Construction</u>	<u>Feet</u>	
January	0		-	-	0		-	-	
February	0		-	-	0		-	-	
March	0		-	-	0		-	-	
April	0		-	-	0		-	-	
May	0		-	-	0		-	-	
June	0		-	-	0		-	-	
July	0		-	-	0		-	-	
August	0		-	-	0		-	-	
September	0		-	-	0		-	-	
October	0		-	-	0		-	-	
November	0		-	-	0		-	-	
December	0		-	-	0		-	-	
Totals	0	0	\$ -	-	0	0	\$ -	-	
Totals all categories	28	0	\$ 11,252,329	67,603					



Revenue Breakdown Report

Page: 1 of 36

10/03/2022

Filter: All Records, Transaction.DateToPostOn in <Previous month> [09/01/22 - 09/30/22] AND
Transaction.TransactionNumber Not = 67,079 AND
Transaction.TransactionNumber Not = 67,078

Unit Totals		
Unit Name	Records	Revenue
TOTAL	247	170,876.78

Record Type Totals		
Unit	Records	Revenue
Permit	247	170,876.78
UNIT TOTAL:	247	170,876.78

Record Type Breakdowns		
Unit	Records	Revenue
Record Type: Permit		
Building	93	114,488.00
Electrical	55	11,529.50
Mechanical	65	15,044.00
Plumbing	28	4,966.00
Sewer & Water	6	24,849.28
TOTAL:	247	170,876.78

Record Categories By Type		
Unit	Type	Revenue
Permit	Building	
Basement Finish	2	2,405.00
Cell Towers	1	250.00
Covered patio/deck roof	2	380.00
Deck	4	1,780.00
Demolition - other	2	710.00
Fence	5	785.00
Ind/Comm-alt/add	7	88,055.00
Mobile Home	3	840.00
Re-Occupancy	2	465.00
Residential-alt/add	6	2,730.00
Residential-new	2	5,868.00
Roof	27	4,920.00
Sign - Flagpole	5	750.00
Sunroom	1	200.00
Windows/Siding	24	4,350.00
TOTAL:	93	114,488.00

Permit	Type: Electrical	Revenue
Electrical	51	8,810.00
Fire Alarm	4	2,719.50
TOTAL:	55	11,529.50

Permit	Type: Mechanical	Revenue
Fire Suppression	4	3,345.00
Gas Piping	21	2,520.00
Heating	36	8,659.00
Pre-fab	4	520.00
TOTAL:	65	15,044.00

Certificate of Occupancy List

10/04/2022

1/1

CofO Number	Status	Issued To	Address	CofO and Permit Dates	
OF22-0056 Permit Number PB22-0787	ISSUED (FINAL) Applicant Name A&M Moving Services, LLC	RJED PARTNERS	14680 JIB #1 Contractor	CO Date Apply: 09/06/2022 Permit Date Apply: 08/26/2022	CO Date Finaled: 09/02/2022 Permit Date Issued:
OF22-0057 Permit Number PB22-0578	ISSUED (FINAL) Applicant Name Sarafund Automotive LLC	Sarafund Automotive LLC	14760 NORTHVILLE RD Contractor	CO Date Apply: 09/13/2022 Permit Date Apply: 07/06/2022	CO Date Finaled: 09/13/2022 Permit Date Issued: 9/13/2022
OF22-0058 Permit Number PB20-0465	ISSUED (FINAL) Applicant Name Krusinski Construction Company	Amazon	9075 HAGGERTY (Main) Contractor Krusinski Construction Comp	CO Date Apply: 09/15/2022 Permit Date Apply: 07/02/2020	CO Date Finaled: 09/15/2022 Permit Date Issued: 8/03/2020
OF22-0059 Permit Number PB21-1092	ISSUED (FINAL) Applicant Name Robertson Margate LLC	Margate	9248 Balsam Contractor Robertson Margate LLC	CO Date Apply: 09/26/2022 Permit Date Apply: 12/01/2021	CO Date Finaled: 09/26/2022 Permit Date Issued: 12/03/2022

All Records

Co.DateFinaled in <Previous month> [09/01/22 - 09/30/22]

Number of CofO's:

4



Plymouth Township Fire Department

Monthly Report

September 2022

Response Information:

The Plymouth Township Fire Department responded to **287** emergencies this month.

There was an average of **9.56** runs per day this month.

PTFD's average response time was **5 min 51 sec** to the scene. This includes all responses including non-emergent.

Mutual Aid:

Plymouth Township Fire Department is a member of the Western Wayne County Mutual Aid Association.

	Mutual Aid Received	Mutual Aid Given
Canton Township	1	4
Hazmat	0	2
Northville City	0	1
Northville Township	1	5

Fire Loss:

There were **5** fires this month that accounted for **11,195.00** worth of damage to possessions and property. We prevented the destruction of **15,300.00** in property.

EMS Information:

HVA transported **86** patients to the hospital.

Plymouth Township Fire transported **43** patients to the hospital.

Plymouth transports billed out **37,812.76** this month, received **23,998.85** and have **9,033.13** in outstanding bills over 180 days.

Fire Prevention:

Plymouth Township Fire Department provided **56** comprehensive fire inspections to businesses within Plymouth Township. This month, the department conducted **1** BLS and **1** ACLS Class and **1** Special Event with a total of **201** participants.

Revised 11/8/19

J:/Fire/Monthly Reports/Monthly Report Form

save as PDF

In January run a 12 month/yearend report of previous year

Reports Included:

CLEMIS Reports

Incidents Section

- Incident Summary by Incident type
 - Incident Type
 - Type count
 - Property Loss
 - Property Value
- Mutual Aid by Department
 - Mutual aid Received
 - Mutual Aid Given

Local Section

- Fire Department Response Times
 - Turnout Time
 - Response Time

Health EMS

Agency Productivity

- Agency Activity Summary
 - Patients Transported by HVA
 - Patients Transported by PTFD

Billing Summary

Inspection Report

Total count for Public Education – Review Target Solutions Calendar

Yearend - include total training hours

Incident Type Count

For Dates 9/1/22 - 9/30/22



Incident Type and Description	Incident Count	% Type / % Total
100 - Fire, other	1	20.00 %
113 - Cooking fire, confined to container	1	20.00 %
118 - Trash or rubbish fire, contained	1	20.00 %
131 - Passenger vehicle fire	1	20.00 %
140 - Natural vegetation fire, other	1	20.00 %
Total - Fires	5	1.74 %
321 - EMS call, excluding vehicle accident with injury	170	91.89 %
321C - EMS call, possible COVID-19	2	1.08 %
322 - Vehicle accident with injuries	8	4.32 %
324 - Motor vehicle accident with no injuries	5	2.70 %
Total - Rescue & Emergency Medical Service Incidents	185	64.46 %
400 - Hazardous condition, other	3	23.08 %
411 - Gasoline or other flammable liquid spill	1	7.69 %
412 - Gas leak (natural gas or LPG)	3	23.08 %
422 - Chemical spill or leak	1	7.69 %
424 - Carbon monoxide incident	2	15.38 %
442 - Overheated motor	1	7.69 %
444 - Power line down	2	15.38 %
Total - Hazardous Conditions (No fire)	13	4.53 %
500 - Service Call, other	5	13.51 %
512 - Ring or jewelry removal	1	2.70 %
550 - Public service assistance, other	3	8.11 %
554 - Assist invalid	27	72.97 %
561 - Unauthorized burning	1	2.70 %
Total - Service Call	37	12.89 %
600 - Good intent call, other	2	8.70 %
611 - Dispatched & cancelled en route	17	73.91 %
611E - EMS: Dispatched & cancelled en route	1	4.35 %
622 - No incident found on arrival at dispatch address	1	4.35 %
651 - Smoke scare, odor of smoke	2	8.70 %
Total - Good Intent Call	23	8.01 %
700 - False alarm or false call, other	14	73.68 %
736 - CO detector activation due to malfunction	1	5.26 %
740 - Unintentional transmission of alarm, other	1	5.26 %
745 - Alarm system sounded, no fire - unintentional	1	5.26 %
746 - Carbon monoxide detector activation, no CO	2	10.53 %
Total - False Alarm & False Call	19	6.62 %

Incident Type Count

Incident Type and Description	Incident Count	% Type / % Total
9001 - Dispatch Error	4	80.00 %
911 - Citizen complaint	1	20.00 %
Total - Special Incident Type	5	1.74 %
	287	

Municipal Response Times Report

For Dates Beginning 9/1/22 Ending 9/30/22
Incident Types selected for analysis: All
For All Priority Types



Time in Minutes	Alarm to Dispatch	Percent Total	Cumulative Responses	Percent	Dispatch to Enroute	Percent Total	Cumulative Responses	Percent	Enroute to Arrival	Percent Total	Cumulative Responses	Percent	Alarm to Arrival	Percent Total	Cumulative Responses	Percent	Dispatch to Arrival	Percent Total	Cumulative Responses	Percent
0 - 1	144	53.14	144	53.14	100	38.61	100	38.61	17	6.83	17	6.83	6	2.35	6	2.35	6	2.35	6	2.35
1 - 2	91	33.58	235	86.72	111	42.86	211	81.47	19	7.63	36	14.46	3	1.18	9	3.53	11	4.31	17	6.67
2 - 3	27	9.96	262	96.68	37	14.29	248	95.75	40	16.06	76	30.52	14	5.49	23	9.02	16	6.27	33	12.94
3 - 4	4	1.48	266	98.15	6	2.32	254	98.07	51	20.48	127	51.00	12	4.71	35	13.73	27	10.59	60	23.53
4 - 5	2	0.74	268	98.89	1	0.39	255	98.46	44	17.67	171	68.67	25	9.80	60	23.53	54	21.18	114	44.71
5 - 6	1	0.37	269	99.26	1	0.39	256	98.84	17	6.83	188	75.50	49	19.22	109	42.75	45	17.65	159	62.35
6 - 7	2	0.74	271	100.00	1	0.39	257	99.23	21	8.43	209	83.94	45	17.65	154	60.39	26	10.20	185	72.55
7 - 8	0	0.00	271	100.00	1	0.39	258	99.61	15	6.02	224	89.96	25	9.80	179	70.20	20	7.84	205	80.39
8 - 9	0	0.00	271	100.00	0	0.00	258	99.61	4	1.61	228	91.57	25	9.80	204	80.00	20	7.84	225	88.24
9 - 10	0	0.00	271	100.00	0	0.00	258	99.61	2	0.80	230	92.37	15	5.88	219	85.88	6	2.35	231	90.59
10 +	0	0.00	271	100.00	1	0.39	259	100.00	19	7.63	249	100.00	36	14.12	255	100.00	24	9.41	255	100.00

Incident

Total*:

271

Average Times per Incident

Average PSAP Processing Time: 1 minute(s) 5 second(s)
(Alarm to Dispatch) Percent less than or equal to 60 Seconds: 53.14
Percent less than or equal to 90 Seconds: 76.01

Average Fire Department Turn Out Time: 1 minute(s) 22 second(s)
(Dispatch to Enroute)

Average Fire Department Turn Out and Travel Time: 5 minute(s) 51 second(s)
(Dispatch to Arrive)

Average Municipal Response Time: 6 minute(s) 57 second(s)
(Alarm to Arrive)

Percentile Response Times in Accordance with NFPA Standards

PSAP Processing Time less than 60 seconds: 53.14%
(Alarm to Dispatch)

Fire Department Turn Out Time less than 60 seconds: 38.61%
(Dispatch to Enroute)

Fire Department Travel Time less than 4 minutes: 51.00%
(Enroute to Arrive)

*The Incident Total reflects incidents that have an Alarm Time and a Dispatch Time.
It does not include incidents where no apparatus have been assigned.*

Listing of Mutual Aid Responses by Mutual Aid Department



Time Period: 9/1/22 - 9/30/22

Department: Canton Twp FD

Mutual aid received

220002415	9/11/22 3:55:29AM	1	08204	9224 ELMHURST
<i>Subtotal Mutual aid received</i>			1	

Mutual aid given

220002450	9/13/22 3:47:02PM	3	08204	2426 BERWICK
220002451	9/13/22 4:09:05PM	3	08204	1600 S CANTON CENTER
220002485	9/16/22 7:12:24PM	3	08204	8611 RONDA
220002507	9/19/22 10:02:53AM	3	08204	1150 S CANTON CENTER
<i>Subtotal Mutual aid given</i>			4	
<i>Subtotal Canton Twp FD</i>			5	

Department: Hazardous Materials Response Team

Mutual aid given

220002539	9/22/22 11:53:00AM	3	WWMA	12825 W FORD RD
220002553	9/23/22 8:33:00PM	3	WWMA	48521 DENTON RD
<i>Subtotal Mutual aid given</i>			2	
<i>Subtotal Hazardous Materials Response Team</i>			2	

Department: Northville City FD

Mutual aid given

220002564	9/25/22 7:38:05PM	3	08232	220 W ANN ARBOR RD
<i>Subtotal Mutual aid given</i>			1	
<i>Subtotal Northville City FD</i>			1	

Department: Northville Twp FD

Mutual aid received

220002523	9/21/22 6:08:39AM	1	08255	46247 FIVE MILE RD
<i>Subtotal Mutual aid received</i>			1	

Mutual aid given

220002404	9/10/22 4:50:55AM	3	08255	48696 FREESTONE DR
220002503	9/18/22 3:24:25PM	3	08255	40941 8 MILE
220002537	9/22/22 8:52:32AM	3	08255	39499 CHAMPION CT

Time Period: 9/1/22 - 9/30/22

220002558	9/24/22 3:51:51PM	3	08255	BAYBERRY WAY
220002587	9/28/22 9:54:34AM	3	08255	15327 NORTHVILLE FOREST DR
<i>Subtotal Mutual aid given</i>				5
<i>Subtotal Northville Twp FD</i>				6

Total	14
--------------	-----------

Incident Summary by Incident Type

For Dates: 9/1/22 - 9/30/22



Incident Type	Incident Count	Average Response Time	Total Loss	Total Value
No Shift Entered				
No Station Entered				
Rescue & Emergency Medical Service Incidents	1	173,767:41:50	\$ 0.00	\$ 0.00
Total for No Station Entered	1	173,767:41:50	\$ 0.00	\$ 0.00
Total for No Shift Entered	1.00	173,767:41:50	\$ 0.00	\$ 0.00
Shift: A				
Station: MA				
Rescue & Emergency Medical Service Incidents	1	00:00:06	\$ 0.00	\$ 0.00
Total for Station: MA	1	00:00:06	\$ 0.00	\$ 0.00
Station: ST1				
Rescue & Emergency Medical Service Incidents	19	00:06:40	\$ 0.00	\$ 0.00
Hazardous Conditions (No fire)	2	00:10:18	\$ 0.00	\$ 0.00
Service Calls	5	00:07:35	\$ 0.00	\$ 0.00
Good Intent Calls	1	00:00:00	\$ 0.00	\$ 0.00
Special Incident Types	2	00:00:01	\$ 0.00	\$ 0.00
Total for Station: ST1	29	00:06:23	\$ 0.00	\$ 0.00
Station: ST2				
Rescue & Emergency Medical Service Incidents	11	00:06:14	\$ 0.00	\$ 0.00
Service Calls	3	00:03:28	\$ 0.00	\$ 0.00
Good Intent Calls	3	00:04:18	\$ 0.00	\$ 0.00
Special Incident Types	2	00:02:58	\$ 0.00	\$ 0.00
Total for Station: ST2	19	00:05:09	\$ 0.00	\$ 0.00
Station: ST3				
Rescue & Emergency Medical Service Incidents	23	00:07:32	\$ 0.00	\$ 0.00
Hazardous Conditions (No fire)	3	00:04:27	\$ 0.00	\$ 0.00
Service Calls	5	00:07:37	\$ 0.00	\$ 0.00
Good Intent Calls	6	00:01:14	\$ 0.00	\$ 0.00
False Alarm & False Calls	6	00:10:15	\$ 0.00	\$ 0.00
Total for Station: ST3	43	00:06:49	\$ 0.00	\$ 0.00
Total for Shift: A	92.00	00:06:16	\$ 0.00	\$ 0.00
Shift: B				
Station: MA				
Hazardous Conditions (No fire)	1	00:45:00	\$ 0.00	\$ 0.00
Good Intent Calls	1	00:00:00	\$ 0.00	\$ 0.00
Special Incident Types	1	00:00:01	\$ 0.00	\$ 0.00
Total for Station: MA	3	00:15:00	\$ 0.00	\$ 0.00
Station: ST1				
Fires	1	00:05:31	\$ 100.00	\$ 1,000.00

Incident Summary by Incident Type

Incident Type	Incident Count	Average Response Time	Total Loss	Total Value
Rescue & Emergency Medical Service Incidents	30	00:06:35	\$ 0.00	\$ 0.00
Hazardous Conditions (No fire)	1	00:05:38	\$ 0.00	\$ 0.00
Service Calls	4	00:04:19	\$ 500.00	\$ 0.00
Good Intent Calls	1	00:00:00	\$ 0.00	\$ 0.00
False Alarm & False Calls	2	00:04:19	\$ 0.00	\$ 0.00
Total for Station: ST1	39	00:06:01	\$ 600.00	\$ 1,000.00
Station: ST2				
Rescue & Emergency Medical Service Incidents	20	00:06:59	\$ 0.00	\$ 0.00
Service Calls	7	00:07:24	\$ 0.00	\$ 0.00
Good Intent Calls	1	00:00:00	\$ 0.00	\$ 0.00
Total for Station: ST2	28	00:06:50	\$ 0.00	\$ 0.00
Station: ST3				
Fires	2	00:06:23	\$ 10,550.00	\$ 14,300.00
Rescue & Emergency Medical Service Incidents	24	00:08:10	\$ 0.00	\$ 0.00
Hazardous Conditions (No fire)	1	00:20:49	\$ 0.00	\$ 0.00
Service Calls	2	00:08:41	\$ 0.00	\$ 0.00
Good Intent Calls	5	00:03:15	\$ 0.00	\$ 0.00
False Alarm & False Calls	5	00:07:31	\$ 0.00	\$ 0.00
Total for Station: ST3	39	00:07:43	\$ 10,550.00	\$ 14,300.00
Total for Shift: B	109.00	00:07:05	\$ 11,150.00	\$ 15,300.00
Shift: C				
Station: MA				
Hazardous Conditions (No fire)	2	00:30:02	\$ 0.00	\$ 0.00
Total for Station: MA	2	00:30:02	\$ 0.00	\$ 0.00
Station: ST1				
Fires	1	00:23:23	\$ 0.00	\$ 0.00
Rescue & Emergency Medical Service Incidents	22	00:05:41	\$ 0.00	\$ 0.00
Hazardous Conditions (No fire)	1	00:17:39	\$ 0.00	\$ 0.00
Service Calls	6	00:07:43	\$ 0.00	\$ 0.00
Good Intent Calls	1	00:00:00	\$ 0.00	\$ 0.00
False Alarm & False Calls	1	00:08:09	\$ 0.00	\$ 0.00
Total for Station: ST1	32	00:06:53	\$ 0.00	\$ 0.00
Station: ST2				
Fires	1	00:04:38	\$ 0.00	\$ 0.00
Rescue & Emergency Medical Service Incidents	14	00:05:43	\$ 0.00	\$ 0.00
Service Calls	4	00:08:00	\$ 0.00	\$ 0.00
Good Intent Calls	2	00:00:00	\$ 0.00	\$ 0.00
False Alarm & False Calls	1	00:03:35	\$ 0.00	\$ 0.00
Total for Station: ST2	22	00:05:28	\$ 0.00	\$ 0.00
Station: ST3				
Rescue & Emergency Medical Service Incidents	20	00:06:38	\$ 0.00	\$ 0.00
Hazardous Conditions (No fire)	2	00:06:31	\$ 45.00	\$ 0.00
Service Calls	1	00:08:25	\$ 0.00	\$ 0.00
Good Intent Calls	2	00:00:00	\$ 0.00	\$ 0.00
False Alarm & False Calls	4	00:07:41	\$ 0.00	\$ 0.00
Total for Station: ST3	29	00:06:23	\$ 45.00	\$ 0.00

Incident Summary by Incident Type

Incident Type	Incident Count	Average Response Time	Total Loss	Total Value
Total for Shift: C	85.00	00:06:53	\$ 45.00	\$ 0.00
Total	287.00	605:34:29	\$ 11,195.00	\$ 15,300.00

Agency Activity Summary

Plymouth Township Fire Dept

Agency: Plymouth Township Fire Dept | Service Date: From 09/01/2022 Through 09/30/2022

Total Number of ePCRs: 210

Total Number of Incidents: 209

By Branch

01 Station 1 = 75

02 Station 2 = 60

03 Station 3 = 75

Run Disposition

	#	%		#	%
Treated/Transported	43	20.5%	Dead Prior To Arrival	1	0.5%
Treated / Transferred Care	86	41.0%	Dead After Arrival	N/A	N/A
Treated/No Transport (AMA)	49	23.3%	Treat/Transported by Private Veh.	N/A	N/A
Treated / No Transport (Per Protocol)	1	0.5%	Assist	27	12.9%
Transported / Refused Care	N/A	N/A	Other	N/A	N/A
No Transport / Refused Care	N/A	N/A	No Patient Found	N/A	N/A
Cancelled	3	1.4%			
Left Blank	N/A	N/A			

Run Type

	#	%		#	%
Emergency Runs	210	100.0%	Non-Emergency Runs	N/A	N/A
Stand By	N/A	N/A	Stand By	N/A	N/A
Mutual Aid	7	3.3%	Mutual Aid	N/A	N/A
Interfacility	N/A	N/A	Interfacility	N/A	N/A
Intercept	2	1.0%	Intercept	N/A	N/A
Emergency Runs (Scheduled)	N/A	N/A	Non-Emergency Runs (Scheduled)	N/A	N/A
Stand By	N/A	N/A	Stand By	N/A	N/A
Mutual Aid	N/A	N/A	Mutual Aid	N/A	N/A
Interfacility	N/A	N/A	Interfacility	N/A	N/A
Intercept	N/A	N/A	Intercept	N/A	N/A

Emergency Type Left Blank: 0

Runs by Unit

Unit	Total Runs	Treat/Transp	Treat/Transfer	Treat/No Transp(AMA)	Treat/No Transp(PP)	Transp/Ref. Care	Cancelled	Dead Prior Arr	Dead After Arr	T/T Priv Veh	No Trans/Ref. Care	Assist	Other	No Pat. Found
ENG2	8	0	6	1	0	0	0	0	0	0	0	1	0	0
RES1	78	15	30	22	0	0	1	0	0	0	0	10	0	0
RES2	51	13	18	11	0	0	1	0	0	0	0	8	0	0
RES3	73	15	32	15	1	0	1	1	0	0	0	8	0	0
Total	210	43	86	49	1	0	3	1	0	0	0	27	0	0

Runs by Service Level

Service Level	#	%	Recommended Service Level	#	%
BLS	20	9.5%	BLS	160	76.2%
ALS	190	90.5%	ALS1	48	22.9%
SCT	N/A	N/A	ALS2	2	1.0%
			SCT	N/A	N/A
			Rotary Wing	N/A	N/A
			Fixed Wing	N/A	N/A

Runs by Insurance Type with Service Level (Multiple insurance types may have

been marked on a run)

Type	BLS	%	ALS1	%	ALS2	%	SCT	%Rotary Wing	%Fixed Wing	%	Total	%
None	162	77.1%	48	22.9%	2	1.0%	N/A	N/A	N/A	N/A	N/A	212 101.0%

Runs by Primary PI

Description	#	%
Abdominal Pain	4	1.9%
Allergic Reaction	5	2.4%
Alt. Level Conscious	6	2.9%
Anxiety	4	1.9%
Asthma Symptoms	2	1.0%
Back Pain (No Trauma)	4	1.9%
Behavioral Disorder	2	1.0%
CVA/Stroke	4	1.9%
Cardiac Arrest	4	1.9%
Cardiac Symptoms	5	2.4%
Chest Pain	9	4.3%
Diabetic Symptoms	14	6.7%
Dizziness	4	1.9%
Dyspnea-SOB	8	3.8%
Elevated Temp/Fever	1	0.5%
Flu Symptoms	1	0.5%
GI -Constipation	1	0.5%
GI -Diarrhea	1	0.5%
Headache (no trauma)	6	2.9%
Hemorrhage-(severe medical)	1	0.5%
Malaise	7	3.3%
Migraine	1	0.5%
Monitoring Required	6	2.9%
No Medical Problem	6	2.9%
Not Applicable	1	0.5%
Poisoning	1	0.5%
Psychiatric Emerg.	7	3.3%
Respiratory Arrest	1	0.5%
Seizure	4	1.9%
Syncope/Fainting	7	3.3%
Trauma Injury	14	6.7%
Unconscious	1	0.5%
Unknown Medical	2	1.0%
Vomiting	1	0.5%
Weakness	37	17.6%
Left Blank	28	13.3%
Total	210	100.0%

Runs by Dispatch (EMD) Code

<u>Description</u>	<u>#</u>	<u>%</u>
1 Abdominal Pain	3	1.4%
10 Chest Pain (non-traumatic)	14	6.7%
11 Choking	1	0.5%
12 Convulsions/Seizures	6	2.9%
13 Diabetic	13	6.2%
17 Falls	33	15.7%
18 Headache	4	1.9%
19 Heart Problems A.I.D.C	1	0.5%
2 Allergies/Envenomations	5	2.4%
21 Hemorrhage/Lacerations	1	0.5%
23 Overdose/poisoning	1	0.5%
25 Psychiatric/Abnormal behavior/Suicide Attempt	9	4.3%
26 Sick Person	57	27.1%
27 Stab/ Gunshot Penetrating Trauma	1	0.5%
28 Stroke [CVA]	6	2.9%
29 Traffic/Accidents	11	5.2%
30 Traumatic Injuries	5	2.4%
31 Unconscious/Fainting	5	2.4%
32 Unknown Problem	1	0.5%
33 Non-emergency Transports	1	0.5%
38 Medical Alarm	1	0.5%
38a Citizen assist	13	6.2%
5 Back Pain	2	1.0%
6 Breathing Problems	13	6.2%
9 Cardiac or Respiratory Arrest/Death	2	1.0%
Left Blank	1	0.5%
Total	210	100.0%

Transport From (Category)

	#	%
--Left Blank--	210	100.0%
Total	210	100.0%

Transport From (Facility)

	#	%
--Left Blank--	209	99.5%
Independence Village	1	0.5%
Total	210	100.0%

Transport To (Destination Facility)

	#	%
St Mary Livonia ER	100	47.6%
--Left Blank--	81	38.6%
Providence Park ER-Novi	10	4.8%
UNIVERSITY OF MICHIGAN ER	6	2.9%
St Joe Ann Arbor ER	5	2.4%
C.S. Mott Children's Hospital	4	1.9%
Beaumont Farmington Hills (Botsford)	1	0.5%
VA ANN ARBOR ER	1	0.5%
Beaumont Dearborn	1	0.5%
Henry Ford MAIN	1	0.5%
Total	210	100.0%

PLYMOUTH AGING SUMMARY
PLYMOUTH MONTHLY AGING REPORT
REPORT AS OF 09/30/2022

<u>ID</u>	<u>Description</u>	<u>Calls</u>	<u>Current</u>	<u>31 to 60</u>	<u>61 to 90</u>	<u>91 to 120</u>	<u>121 to 150</u>	<u>151 to 180</u>	<u>Over 180</u>	<u>Total</u>
1CONS	PAPER - CONTRACT	1	0.00	0.00	0.00	0.00	0.00	0.00	705.88	705.88
1MRP	PAPER - MEDICARE	5	2874.17	714.26	0.00	0.00	0.00	0.00	0.00	3588.43
BCBS	ELECT BCBS	16	5288.20	3068.76	89.19	824.73	0.00	0.00	0.00	9270.88
CAID	ELECT MEDICAID	4	0.00	172.13	819.63	0.00	0.00	0.00	0.00	991.76
CAIP	PAPER MEDICAID R	9	4341.95	0.00	746.39	0.00	0.00	707.28	0.00	5795.62
CARE	ELECT - MEDICARE	7	3633.66	0.00	753.38	0.00	0.00	0.00	747.79	5134.83
CAREBL	ELECT MEDICARE P	15	9705.10	0.00	590.81	0.00	0.00	0.00	0.00	10295.91
FIREIN	FIRE RECOVERY	1	0.00	0.00	0.00	0.00	0.00	0.00	375.00	375.00
INSU	PAPER INS PRMAR	11	1275.73	4450.73	0.00	789.70	1027.19	0.00	0.00	7543.35
NEIC	ELECT INS NEIC	5	2309.55	597.79	0.00	761.78	0.00	0.00	0.00	3669.10
NEICCAID	ELECT MEDICAID NE	6	3321.81	220.15	0.00	0.00	0.00	0.00	0.00	3541.76
NEICCARE	ELECT INS NEIC ME	9	0.00	1516.54	679.34	733.82	1413.16	721.25	1298.08	6362.19
PRV2	PAPER - PRIVATE P	47	8823.88	4833.25	6688.83	1287.51	0.00	597.79	1000.40	23231.70
REVIEW	REVIEW	25	0.00	0.00	2492.64	2201.46	4294.24	2048.40	1794.45	12831.18
SINS	PAPER INS SECOND	3	0.00	100.26	100.10	105.72	0.00	0.00	0.00	306.08
TIME	TIME PAY ACCOUNT	2	0.00	0.00	0.00	0.00	0.00	0.00	225.00	225.00
ZIR	ZIRMED 2	3	547.50	735.22	0.00	0.00	0.00	0.00	224.76	1507.48
ZIRCAID	ELECT MEDICAID ZI	9	2475.51	0.00	546.10	0.00	568.45	0.00	1953.10	5543.16
ZIRCARE	ELECTRONIC MEDICARE	1	0.00	0.00	0.00	0.00	0.00	0.00	708.67	708.67
Totals		179	44686.84	16409.08	13506.41	6704.76	7383.04	4074.72	9033.13	101627.99

PLYMOUTH CHARGE SUMMARY
PLYMOUTH MONTHLY CHARGE REPORT
REPORT AS OF 9/30/2022

<u>ID</u>	<u>DESCRIPTION</u>	<u>QTY</u>	<u>QTY%</u>	<u>CHARGE</u> <u>COUNT</u>	<u>CHARGE</u> <u>COUNT%</u>	<u>CHARGES</u>	<u>TOTAL</u> <u>CHARGES%</u>
0427	ALS EMERGENCY	31	7.43	31	28.18	20150.00	53.29
0433	ALS II EMERGENCY	2	0.48	2	1.82	1600.00	4.23
0429	BLS EMERGENCY	22	5.27	22	20.00	11000.00	29.09
0425MC	CMS MILEAGE	237.4	56.88	35	31.82	3316.51	8.77
0425	MILEAGE	125	29.95	20	18.18	1746.25	4.62
TOTALS		417.4		110		37812.76	

PLYMOUTH CREDIT SUMMARY
PLYMOUTH MONTHLY CREDIT REPORT
REPORT AS OF 09/30/2022

<u>ID</u>	<u>DESCRIPTION</u>	<u>CREDITS</u>	<u>QTY%</u>	<u>AMOUNT</u>	<u>AMOUNT %</u>
2	Adjustment	146	46.35	7634.15	23.97
1	Other Payment	154	48.89	22200.99	69.70
4	Other Refund	1	0.32	-266.69	-0.84
6	Patient Payment	13	4.13	2064.55	6.48
5	Write Off	1	0.32	218.67	0.69
TOTALS		315		31851.67	

Inspection Volume

9/30/2022 3:30:22 PM

Filters:

- Inspection Source: **Internal Department Only**
- Start Date: **9/1/2022 12:00:00 AM**
- End Date: **10/1/2022 11:59:59 PM**
- Inspector: **-all-**
- Occupancy Type: **-all-**
- IFC Occupant Class: **-all-**
- Occupancy Number: **-all-**
- Zip Code: **-all-**
- Address: **-all-**
- Street Name: **-all-**
- Inspection Type: **-all Fire Safety types-**
- Census: **-all-**
- District: **-all-**
- Section: **-all-**
- Station: **-all-**
- Zone: **-all-**

Volume by Inspector

	# of Inspections ¹	Violations Cited	Occupant Sq. Ft.
Randall, Jeff			
2-Year ^{FS}	5		154,000
3-Year ^{FS}	4		4,500
Annual ^{FS}	7		266,800
Business Update ^{FS}	7		620,971
Certificate of Occupancy ^{FS}	6		47,330
Final Fire Alarm ^{FS}	1		40,000
Fire Alarm Test ^{FS}	3		50,880
Freedom of Information ^{FS}	3		2,001,200
Hydrostratic Test ^{FS}	1		40,000
Re-inspect ^{FS}	2		101,200
Certificate of Occupancy (1)			
Complaint (1)			
Total ²			
Semi-Annual (twice a year) ^{FS}	17		240,770
Total	56	1	3,567,651

Totals

	# of Inspections ¹	Violations Cited	Violations Cleared ²	Violations Remaining	Occupant Sq. Ft.
2-Year ^{FS}	5				154,000
3-Year ^{FS}	4				4,500
Annual ^{FS}	7				266,800
Business Update ^{FS}	7				620,971
Certificate of Occupancy ^{FS}	6				47,330
Final Fire Alarm ^{FS}	1				40,000
Fire Alarm Test ^{FS}	3				50,880
Freedom of Information ^{FS}	3				2,001,200
Hydrostratic Test ^{FS}	1				40,000
Re-inspect ^{FS}	2				101,200
Semi-Annual (twice a year) ^{FS}	17				240,770
Total⁵	56	1	0	1	3,567,651

¹ This is actually a count for the inspection type. A single inspection with two types will total as two not one.

² Cleared violations from re-inspections outside the date range ARE included if initial inspection falls within date range.

³ One re-inspection can encompass multiple inspection types - this is why the re-inspection type-specific total is frequently greater than the # of inspections.

^{FS} Fire Safety Inspection.

⁵ Filtering out portal inspections can cause violations cited to be less than violations cleared (violation cited count comes from both department and portal inspections, while violations cleared only come from department inspections).



Monthly Planning & Zoning Report

September 2022

McKenna provides day-to-day assistance to the Township, applicants, and public regarding zoning, planning and economic development matters, including on-site office hours every morning and as-needed.

PLANNING, ZONING, DESIGN & ECONOMIC DEVELOPMENT ACTIVITY

As part of our services to the Township, McKenna reviews Planning Commission applications and provides recommendations on long range planning, land use, zoning, and design. The following is a summary of active development projects; yellow highlighting indicates new updates for the month.

PROJECT # / ADDRESS	SCOPE	STATUS / NEXT STEPS
#2312 <i>Ponds at Andover</i>	Residential development with 7 single-family, detached units.	CHO Agreement recorded on March 22, 2022. Final stamp pending.
#2332 <i>Boleski Funeral Home</i>	Final site plan, with conditions, granted by the Planning Commission on July 21, 2021.	Revised plans submitted to the administrative review committee; under review.
#2346 <i>Phoenix Mill</i>	Redevelopment of the former Wayne County Road Yard, adjacent to Hines Park, into an office and event space.	Final site plan granted by the Planning Commission on May 19, 2021; final stamp under review.
#2377 <i>Home for Mom & Dad</i>	Tentative site plan approval for a 20-unit assisted living facility.	Final site plan approval granted by the Planning Commission on August 17, 2022. Applicant to submit for final stamp when ready.
#2385 <i>Lot 1 - Metro Business Park</i>	Tentative site plan for a ±24,000 SF office and industrial spec. building granted by the Planning Commission on March 17, 2021.	A one-year extension was granted by the Planning Commission on April 20, 2022. The applicant must submit a final site plan by March 17, 2023 or the site plan will expire, and the file will be closed.
#2386 <i>Lot 14 - Metro Business Park</i>	Tentative site plan for a ±26,000 SF office and industrial spec. building granted by the Planning Commission on March 17, 2021.	
#2387 <i>Lots 17-20 - Metro Business Park</i>	Tentative site plan for an office and industrial spec. building granted by the Planning Commission on April 21, 2021.	A one-year extension was granted by the Planning Commission on April 20, 2022. The applicant must submit a final site plan by April 21, 2023 or the site plan will expire, and the file will be closed.
#2394 <i>Pursell Place CHO</i>	Eight single-family residential subdivision at 46200 N. Territorial Road.	The final CHO was approved by the Board of Trustees on July 12, 2022; final stamp and project close out is pending. The Historic District Commission is to work on the historic marker for the site.

HEADQUARTERS
235 East Main Street
Suite 105
Northville, Michigan 48167

O 248.596.0920
F 248.596.0930
MCKA.COM

Communities for real life.



PROJECT # / ADDRESS	SCOPE	STATUS / NEXT STEPS
#2410 <i>Plymouth Ridge Rezoning</i>	Request for the Planning Commission to re-hear a conditional rezoning request at the former Northridge residential site.	A public hearing for the conditional rezoning was held on August 17, 2022 and the Planning Commission subsequently recommended denial to the Board of Trustees. The Board of Trustees denied the petition on September 27, 2022, this file is closed.
#2416 <i>BCP Industries</i>	Site plan for a 280,000 SF industrial spec. building at the southeast corner of Ridge Road and Five Mile Road.	Final site plan approval granted on March 16, 2022. Applicant to finalize engineering and submit for final stamp.
#2425 <i>Taco Bell Expansion</i>	Proposal for a second drive-through lane, signage, and lighting at the existing Taco Bell restaurant.	Waiting for revised plans to be submitted by the applicant.
#2427 <i>SW Corner of Schoolcraft and Haggerty</i>	Land combination application for two industrial parcels (requirement of the RV storage facility site plan approval).	Revisions necessary; applicant to resubmit a revised land survey.
#2444 <i>Plymouth Walk PUD</i>	Site development plan submitted for a residential Planned Unit Development (PUD) with 369 units. Final plan approval was recommended to the Board by the Planning Commission on August 17, 2022.	The application (development plan and PUD contract) was approved by the Board of Trustees on September 13, 2022. Final stamp and the recording of the PUD contract pending.
#2445 <i>11211 Haggerty</i>	Lot split application for single-family residential developments.	Application under review.
#2451 <i>1545 Ann Arbor</i>	New ARC signage for the Mobil gas station.	Applicant to submit revised sign plans for review, prior to consideration by the Planning Commission at a future meeting.
#2452 <i>47001 Port</i>	Minor administrative review for ten underground fuel tanks (totaling 43,000 gallons) at the Tenneco facility.	Application approved. this file is closed
#2453 <i>Ridge 5 Industries</i>	Site plan for two industrial spec. buildings totaling ±500,000 square feet.	Tentative and final site plan is to be considered by the Planning Commission on October 19, 2022.
#2454 <i>655 Ann Arbor</i>	Planning Commission to consider a façade remodel to the existing Wendy's restaurant along Ann Arbor Road.	Tentative and final site plan is to be considered by the Planning Commission on October 19, 2022.



RECOMMENDATIONS / NEXT MONTH'S OUTLOOK

DTE Electric Chargers. The Township was awarded a \$110,000 rebate from DTE for the installation of two electric vehicle chargers at Township Hall (brand/model: ChargePoint Express Plus Level 3). Staff are currently examining the electrical capacity of the site to create an estimate for the installation cost and determine overall feasibility.

Zoning Ordinance Text Amendment: Performance Guarantees. A text amendment to *Article 30: Administration* of the Zoning Ordinance has been drafted by the Building Department and reviewed by the Township Attorney. A public hearing for the amendment is scheduled for the October 19, 2022 Planning Commission meeting, before ultimately going before the Board of Trustees for final consideration.

Zoning Ordinance Text Amendment: Parking Standards. A text amendment to *Article 24: Parking* of the Zoning Ordinance is currently being drafted by the Planning Department. The Planning Commission will have a preliminary discussion about the scope of the amendment at their October 19, 2022 regular meeting, and will consider the full amendment text at a later date.

Planning Commission Training. Five Planning Commissioners are participating in a several-month training hosted by Michigan State University's Citizen Planner Program. The program offers land use education for locally appointed and elected planning officials and interested residents throughout the state. The program teaches the fundamentals on roles, responsibilities, and best practices for planning and zoning in Michigan.

Saint John's Resort. Several amendments have been made to the recorded Planned Unit Development (PUD) Contract for the Saint John's Resort (formerly known as the Inn at St. John's Golf Course and Banquet Center) located at 44045 Five Mile Road; the following have been approved by the Board of Trustees:

- **Amendment #1** (*Resolution #2022-02-22-11*): Authorized approval of a ballroom addition (14,000 SF), a ceremony pavilion (5,500 SF), a pro-shop addition (4,000 SF) and related site improvements.
- **Amendment #2** (*Resolution #2022-06-14-33*): Authorized approval of a new pump house (540 SF), landscaping, entrance signage, and associated minor improvements.
- **Amendment #3** (*Resolution #2022-10-04-63*): Authorized approval to carve out the proposed Parcel B (8.08 acres) along Sheldon Road for future redevelopment.

Joint Board of Trustees and Planning Commission Meeting. A joint meeting was held on August 24, 2021; it was recommended that the Board of Trustees and Planning Commission have a second joint meeting in 2022 and further discuss planning related items, including the vision for future Cluster Housing Options (CHO).

CONTACT US

Should you have any questions on the above projects or would like additional information, please contact your Plymouth Township team at:

- Laura Haw, AICP, NCI (lhaw@mcka.com)
- Nani Wolf, CAPS (nwolf@mcka.com)



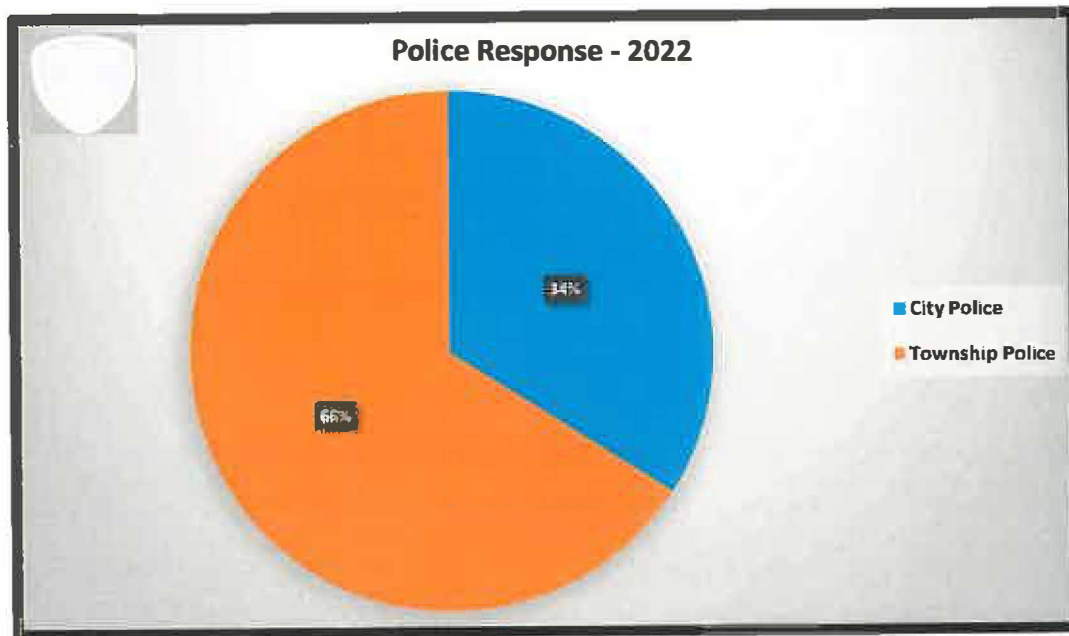
Plymouth Twp. Police September 2022

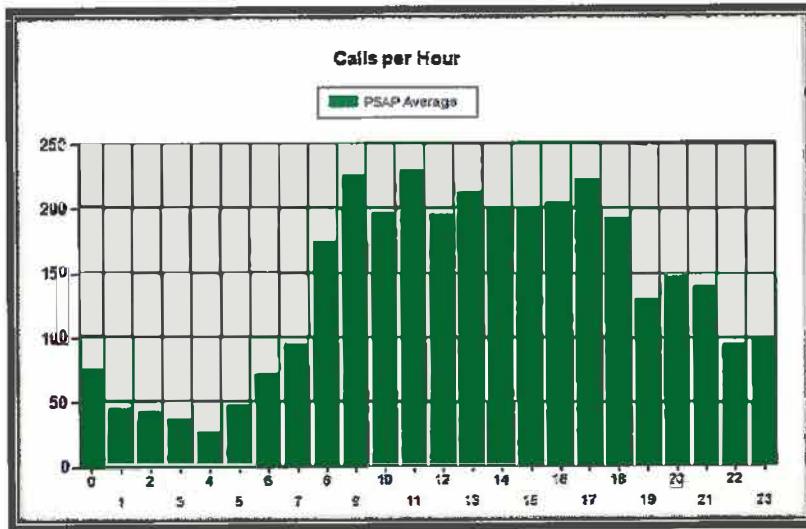
PART-ONE CRIMES

CLASS	Description	Sep/2022	Sep/2021	% CHG	YTD 2022	YTD 2021	% CHG
10001	KIDNAPPING/ABDUCTION	0	0	0%	0	1	-100.0%
11001	SEXUAL PENETRATION PENIS/VAGINA -CSC 1ST DEGREE	0	0	0%	1	0	100.0%
11002	SEXUAL PENETRATION PENIS/VAGINA -CSC 3RD DEGREE	0	0	0%	0	2	-100.0%
11003	SEXUAL PENETRATION ORAL/ANAL -CSC 1ST DEGREE	1	0	0%	2	0	200.0%
11004	SEXUAL PENETRATION ORAL/ANAL -CSC 3RD DEGREE	0	0	0%	0	1	-100.0%
11007	SEXUAL CONTACT FORCIBLE -CSC 2ND DEGREE	0	0	0%	0	2	-100.0%
11008	SEXUAL CONTACT FORCIBLE -CSC 4TH DEGREE	0	0	0%	3	0	300.0%
12000	ROBBERY	0	1	-100.0%	0	2	-100.0%
13001	NONAGGRAVATED ASSAULT	7	4	75.0%	60	61	-1.6%
13002	AGGRAVATED/FELONIOUS ASSAULT	1	0	0%	7	7	0%
13003	INTIMIDATION/STALKING	0	0	0%	4	8	-50.0%
20000	ARSON	0	0	0%	0	1	-100.0%
21000	EXTORTION	0	0	0%	0	4	-100.0%
22001	BURGLARY -FORCED ENTRY	0	0	0%	5	5	0%
22002	BURGLARY -ENTRY WITHOUT FORCE (Intent to Commit)	0	0	0%	3	4	-25.0%
23002	LARCENY -PURSES/NATCHING	0	0	0%	1	0	100.0%
23003	LARCENY -THEFT FROM BUILDING	0	3	-100.0%	14	15	-6.7%
23005	LARCENY -THEFT FROM MOTOR VEHICLE	2	1	100.0%	40	23	113.0%
23006	LARCENY -THEFT OF MOTOR VEHICLE PARTS/ACCESSORIES	1	5	-80.0%	37	27	37.0%
23007	LARCENY -OTHER	4	1	300.0%	30	30	0%
24001	MOTOR VEHICLE THEFT	4	2	100.0%	20	19	5.3%
24002	MOTOR VEHICLE, AS STOLEN PROPERTY	0	1	-100.0%	0	2	-100.0%
24002	MOTOR VEHICLE THEFT	0	0	0%	1	0	100.0%
25000	FORGERY/COUNTERFEITING	0	0	0%	2	0	200.0%
26001	FRAUD -FALSE PRETENSE/SWINDLE/CONFIDENCE	9	5	80.0%	30	30	30.0%
26002	FRAUD -CREDIT CARD/AUTOMATIC TELLER MACHINE	0	0	0%	5	5	20.0%
26005	FRAUD -WIRE FRAUD	0	0	0%	3	4	-25.0%
26007	FRAUD - IDENTITY THEFT	1	2	-50.0%	30	31	-3.2%
27000	EMBEZZLEMENT	0	0	0%	3	0	300.0%
28000	STOLEN PROPERTY	0	1	-100.0%	3	1	200.0%
29000	DAMAGE TO PROPERTY	4	2	100.0%	27	35	-22.9%
30001	RETAIL FRAUD -MISREPRESENTATION	0	0	0%	0	1	-100.0%
30002	RETAIL FRAUD -THEFT	3	1	200.0%	17	11	54.5%
30003	RETAIL FRAUD -REFUND/EXCHANGE	0	0	0%	2	0	200.0%
35001	VIOLATION OF CONTROLLED SUBSTANCE ACT	0	4	-100.0%	12	8	50.0%
35002	NARCOTIC EQUIPMENT VIOLATIONS	0	1	-100.0%	7	2	250.0%
37000	OBSCENITY	0	0	0%	1	0	100.0%
52001	WEAPONS OFFENSE- CONCEALED	0	2	-100.0%	8	6	33.3%
52003	WEAPONS OFFENSE -OTHER	0	0	0%	1	2	-50.0%
72000	ANIMAL CRUELTY	0	0	0%	4	0	400.0%
Totals for Part A		37	33	2.7%	402	414	-14.5%

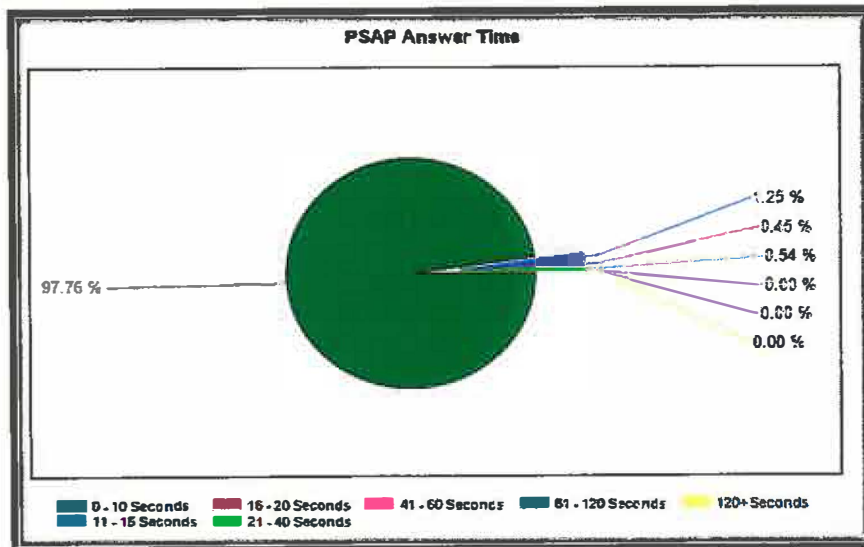
POLICE RESPONSE													
2022	JAN	FEB	MAR	APR	MAY	JUNE	JUL	AUG	SEP	OCT	NOV	DEC	YTD
City Police	370	357	514	537	525	569	586	638	588				4,684
Township Police	911	868	1,068	872	1,144	1,019	1,068	1,054	1,077				9,081
Total	1,281	1,225	1,582	1,409	1,669	1,588	1,654	1,692	1,665	0	0	0	13,765

POLICE RESPONSE													
2021	JAN	FEB	MAR	APR	MAY	JUNE	JUL	AUG	SEP	OCT	NOV	DEC	YTD
City Police	408	348	481	436	482	565	552	551	531	515	465	467	5,801
Township Police	750	765	953	854	866	916	950	924	1,018	856	890	801	10,543
Total	1,158	1,113	1,434	1,290	1,348	1,481	1,502	1,475	1,549	1,371	1,355	1,268	16,344





2022 DISPATCH	JAN	FEB	MAR	APR	MAY	JUNE	JUL	AUG	SEP	OCT	NOV	DEC	YTD
# of 911 Calls	1,053	978	1,179	1,060	1,113	1,136	1,115	1,197	1,057				9,888
# of Non-Emergency Calls	1,944	1,762	1,983	1,986	2,273	2,343	2,260	2,481	2,124				19,156
Total	2,997	2,740	3,162	3,046	3,386	3,479	3,375	3,678	3,181	0	0	0	29,044
2021 DISPATCH	JAN	FEB	MAR	APR	MAY	JUNE	JUL	AUG	SEP	OCT	NOV	DEC	YTD
# of 911 Calls	1,014	961	805	716	1,151	1,254	1,472	1,538	1,448	1,246	1,159	1,172	13,936
# of Non-Emergency Calls	1,751	1,934	2,206	1,824	2,105	2,079	2,254	2,418	2,249	2,055	2,051	1,868	24,794
Total	2,766	2,895	3,011	2,540	3,256	3,333	3,726	3,956	3,697	3,301	3,210	3,040	38,730



2.2.1 Standard for answering 9-1-1 Calls

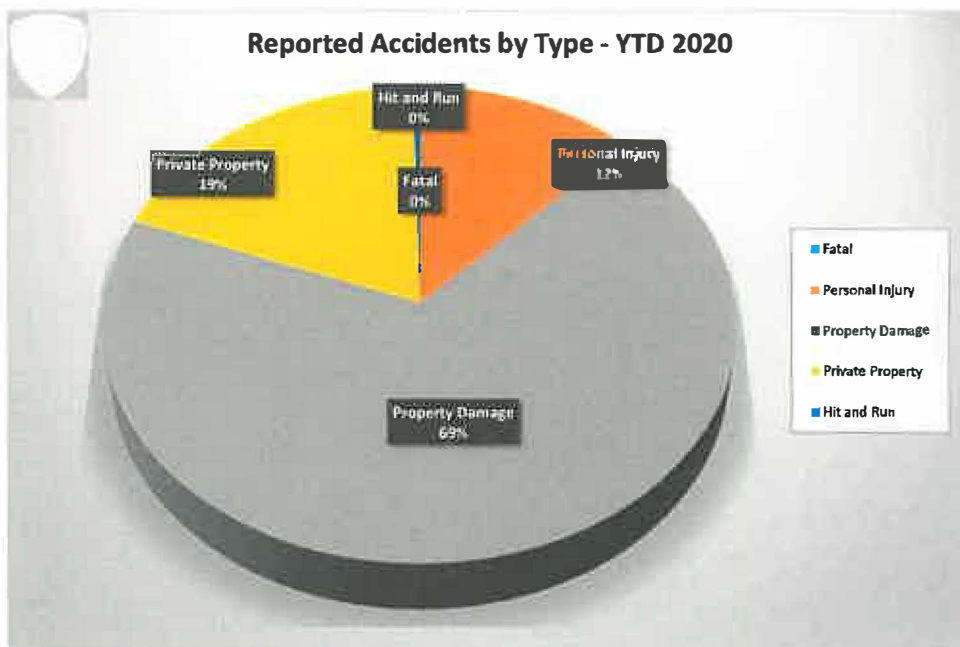
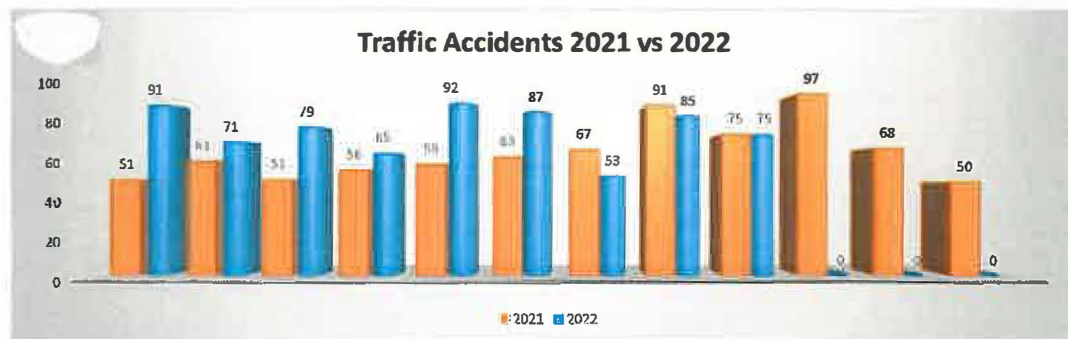
Ninety percent (90%) of all 9-1-1 calls arriving at the Public Safety Answering Point (PSAP) SHALL be answered within (\leq) fifteen (15) seconds. Ninety-five (95%) of all 9-1-1 calls SHOULD be answered within (\leq) twenty (20) seconds. A call flow diagram is available in Exhibit A.



% answer time 15 seconds	99.01%
% answer time 20 seconds	99.46%



TRAFFIC ACCIDENT SUMMARY													
2022	JAN	FEB	MAR	APR	MAY	JUNE	JUL	AUG	SEP	OCT	NOV	DEC	YTD
Fatal	0	0	0	0	0	0	0	0	0				0
Personal Injury	14	4	9	6	13	6	8	18	8				86
Property Damage	58	59	53	44	63	61	37	47	56				478
Private Property	18	8	16	15	16	19	8	20	11				131
Hit and Run	1	0	1	0	0	1	0	0	0				3
Total	91	71	79	65	92	87	53	85	75	0	0	0	698
2021	JAN	FEB	MAR	APR	MAY	JUNE	JUL	AUG	SEP	OCT	NOV	DEC	YTD
Fatal	0	0	0	0	0	0	0	0	0	0	0	0	0
Personal Injury	9	8	7	8	10	7	13	17	10	13	7	6	115
Property Damage	37	41	29	35	37	45	42	81	50	67	50	39	533
Private Property	0	10	15	13	12	11	12	12	15	17	11	5	133
Hit and Run	5	2	0	0	0	0	0	1	0	0	0	0	8
Total	51	61	51	56	59	63	67	91	75	97	68	50	789



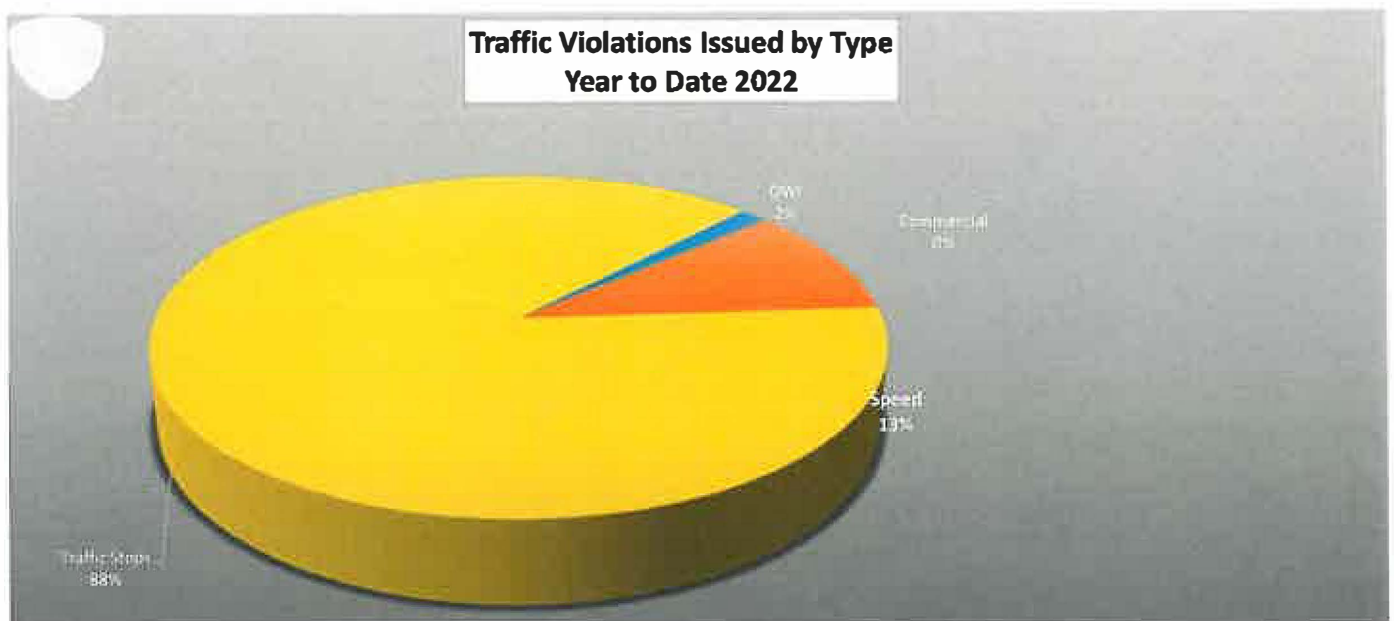
TRAFFIC VIOLATION SUMMARY

January 1, 2022 through December 31, 2022													
2022	JAN	FEB	MAR	APR	MAY	JUNE	JUL	AUG	SEP	OCT	NOV	DEC	YTD TOTAL
OWI	3	5	6	1	2	9	12	6	5				49
Speed	47	33	33	34	46	24	23	41	54				335
Commercial	0	0	0	0	0	0	0	0	0	0	0	0	0
Traffic Stops	299	251	386	265	359	278	375	309	335				2,857

Number of Arrests													
2022	JAN	FEB	MAR	APR	MAY	JUNE	JUL	AUG	SEP	OCT	NOV	DEC	YTD TOTAL
Felony	21	4	14	6	7	6	11	11	6				86
Misdemeanor	35	27	37	21	49	39	33	42	36				319
Citations	146	126	139	135	182	97	130	133	147				1,235
Total	202	157	190	162	238	142	174	186	189	0	0	0	1,640

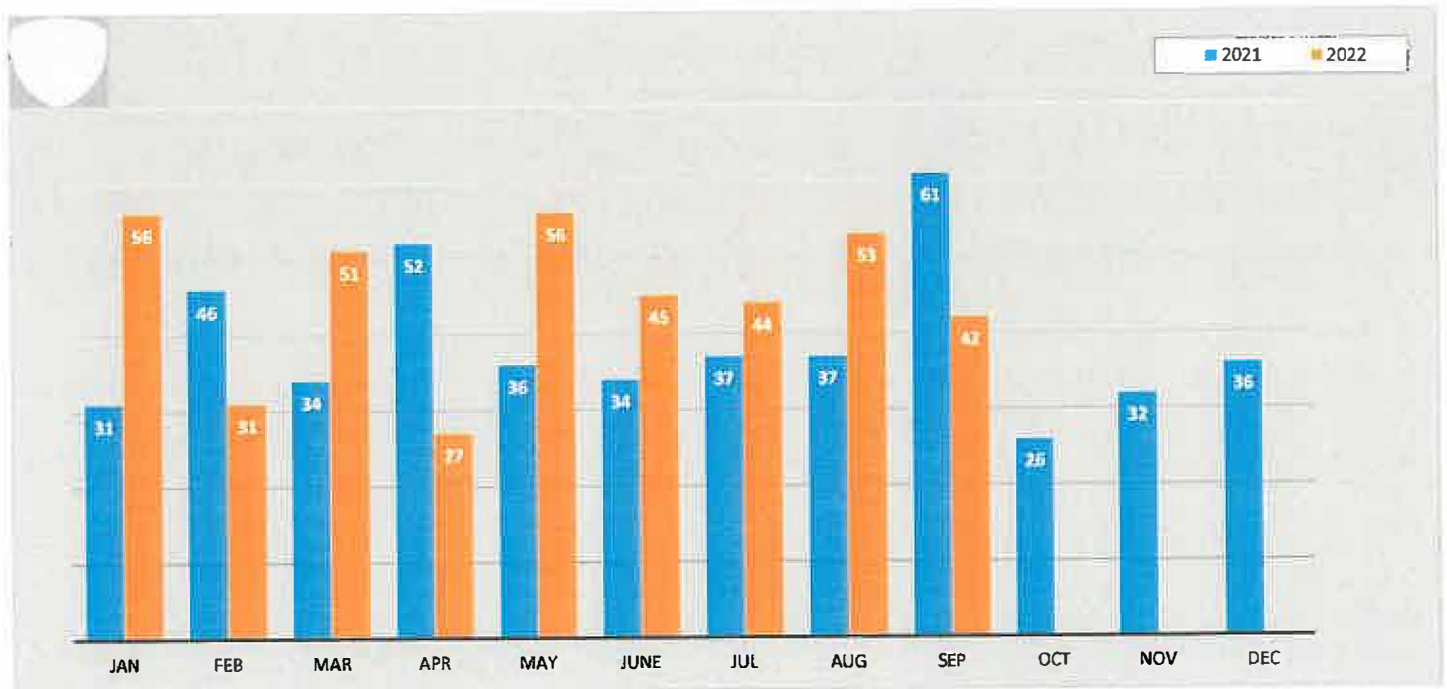
January 1, 2021 through December 31, 2021													
2021	JAN	FEB	MAR	APR	MAY	JUNE	JUL	AUG	SEP	OCT	NOV	DEC	YTD TOTAL
OWI	3	3	4	4	3	4	2	3	13	3	7	8	57
Speed	45	16	40	35	30	21	34	25	35	40	42	21	384
Commercial	0	0	0	0	0	0	0	0	0	0	0	0	0
Traffic Stops	258	190	294	243	219	237	241	225	286	252	214	188	2,847

Number of Arrests													
2021	JAN	FEB	MAR	APR	MAY	JUNE	JUL	AUG	SEP	OCT	NOV	DEC	YTD TOTAL
Felony	5	7	8	4	12	6	4	8	11	4	6	3	78
Misdemeanor	26	39	26	48	24	28	33	29	50	22	26	33	384
Citations	114	65	107	121	120	103	112	135	159	131	114	77	1,358
Total	145	111	141	173	156	137	149	172	220	157	146	113	1,820



NUMBER OF ARRESTS

YEAR	JAN	FEB	MAR	APR	MAY	JUNE	JUL	AUG	SEP	OCT	NOV	DEC	YTD TOTAL
2022	56	31	51	27	56	45	44	53	42				405
2021	31	46	34	52	36	34	37	37	61	26	32	36	462



FOIA Monthly Report

Run Date: 10/01/2022 8:00 AM

Create Date	Company Name	Customer Full Name	Type of Information Requested	Amount of Payment
9/2/2022	Kukun / (www.mykukun.com)	Ms Nelja Holmquist	Building	
9/8/2022	Ramboll	Angela Menegay	Environmental Fire Report	
9/12/2022		Ms. Becca Zwolenski	Other	
9/19/2022		Robert Davis	Other	
9/19/2022		Mr. Craig Palise	Outstanding Liens/Assessments	
9/22/2022	Search...ASTI Environmental	Ms Laura Gray	Assessing Records Building Fire Report Zoning	
9/22/2022	Trusted Driver	Project Manager Selena Garza	Budget Police Records Other	
9/29/2022	Aeterra	Ms. Grace Rodriguez	Building Environmental Fire Report	
9/13/2022	BuildZoom	Janine Rugas	Building	
Total Requests: 9				Total Dollars: 0

FOIA Monthly Report - PD

Run Date: 10/03/2022 1:01 PM

Reference No	Create Date	Request Status	Assigned Dept	Company Name	Customer Full Name	Type of Information Requested	Total Fees Charged (\$)	Amount of Payment
W003674-090222	9/2/2022	Partial Release	Police Department		LISA HEDMAN	Police Records	0.00	
W003675-090522	9/5/2022	Partial Release	Police Department		Mrs Lynn Mills	Police Records	0.49	6.47
W003676-090622	9/6/2022	Partial Release	Police Department		ERIC LOWERY	Police Records	0.00	
W003677-090622	9/6/2022	No Records Exist	Police Department	Records Deposition Service	Records Deposition Service	Police Records	0.00	
W003678-090722	9/7/2022	Partial Release	Police Department		Brian Stacey	Police Records	0.59	90.29
W003679-090722	9/7/2022	Partial Release	Police Department		Mr. John Glud	Police Records	0.00	
W003680-090822	9/8/2022	Partial Release	Police Department	none	Janice Janice Bellis	Police Records	0.00	
W003681-090822	9/8/2022	Partial Release	Police Department		Alexis Grech	Police Records	0.00	
W003683-090922	9/9/2022	Partial Release	Police Department		Mrs Stephanie Pritula	Police Records	0.00	
W003684-091222	9/12/2022	Partial Release	Police Department		Miss Jennifer Reginek	Police Records	0.00	
W003685-091222	9/12/2022	Partial Release	Police Department		Mrs. SARAH DAVIDSON	Police Records	0.00	
W003686-091222	9/12/2022	Partial Release	Police Department		Ms. Becca Zwolenski	Other	0.00	
W003687-091322	9/13/2022	Partial Release	Police Department	Kecskes, Gadd & Parker	Keith Kecskes	Police Records	2.13	85.85
W003689-091522	9/15/2022	Partial Release	Police Department		Alexis Keith	Police Records	0.00	
W003690-091622	9/16/2022	Full Release	Police Department		JASON MACGILLIS	Police Records	0.00	
W003692-091922	9/19/2022	Cost Estimate Sent	Police Department	The Sam Bernstein Law Firm	Cynthia Guess	Police Records	0.00	
W003694-092022	9/20/2022	Waiting for Payment	Police Department	Boulahanis & Associates P.C.	Gregory Boulahanis	Police Records	8.03	124.14
W003695-092122	9/21/2022	Partial Release	Police Department		Ms. Becca Zwolenski	Police Records	0.00	
W003696-092122	9/21/2022	Partial Release	Police Department	Twin Arbors Apartments	Property Manager Chelsea Coleman	Police Records	1.85	7.83
W003697-092122	9/21/2022	Partial Release	Police Department	Twin Arbors Apartments	Property Manager Chelsea Coleman	Police Records	0.00	
W003698-092122	9/21/2022	Partial Release	Police Department	Twin Arbors Apartments	Property Manager Chelsea Coleman	Police Records	0.00	
W003699-092122	9/21/2022	Partial Release	Police Department		myself Hollie Bentley	Police Records	0.00	

FOIA Monthly Report

Run Date: 10/03/2022 1:01 PM

Reference No	Create Date	Request Status	Assigned Dept	Company Name	Customer Full Name	Type of Information Requested	Total Fees Charged (\$)	Amount of Payment
W003700-092122	9/21/2022	Partial Release	Police Department	Twin Arbors Apartments	Property Manager Chelsea Coleman	Police Records	0.00	
W003701-092222	9/22/2022	Withdrawn	Police Department	Sam Bernstein Law Firm	Morgan Michaels	Police Records	0.00	
W003702-092222	9/22/2022	Partial Release	Police Department		GURVIR BHULLAR	Police Records	0.00	
W003704-092222	9/22/2022	Partial Release	Police Department	National Realty Centers	Steve Johnson	Police Records	0.00	
W003705-092222	9/22/2022	Partial Release	Police Department	Trusted Driver	Project Manager Selena Garza	Budget Police Records Other	0.00	
W003706-092222	9/22/2022	Partial Release	Police Department		Mr. John Glud	Police Records	0.00	
W003707-092322	9/23/2022	Full Release	Police Department		JAMES EDWARDS	Police Records	0.00	
W003708-092622	9/26/2022	Partial Release	Police Department	Oak Haven MHC	Cara Czamota	Police Records	0.00	
W003709-092622	9/26/2022	Partial Release	Police Department	Twin Arbors Apartments	Property Manager Chelsea Coleman	Police Records	0.00	
W003710-092722	9/27/2022	Partial Release	Police Department	AUBURN HILLS FIRE DEPT.	ASST. FIRE CHIEF TREVIN ROBINSON	Police Records	0.00	
W003711-092722	9/27/2022	Partial Release	Police Department		Brian Stacey	Police Records	1.80	7.78
W003712-092722	9/27/2022	Partial Release	Police Department	SUBURBAN COLLECTION	DENISE ROPER	Police Records	0.00	
W003713-092822	9/28/2022	Waiting for Payment	Police Department		Ms. Elizabeth Webster	Police Records	2.50	
W003714-092822	9/28/2022	Waiting for Payment	Police Department		Mr. Patrick Nolan	Police Records	2.40	
W003715-092922	9/29/2022	Partial Release	Police Department		LORNA MCWATT	Police Records	0.00	
W003716-092922	9/29/2022	Partial Release	Police Department		KHALIL ALSHAWWA	Police Records	0.00	
W003717-092922	9/29/2022	No Records Exist	Police Department		self amy mardrossian	Police Records	0.00	
W003719-093022	9/30/2022	Partial Release	Police Department		Melissa Courtney	Police Records	0.00	
W003720-093022	9/30/2022	New Request	Police Department	Citizens Insurance a Company of the Hanover	Senior Investigator Andrew Aldrich	Police Records	0.00	
Total Requests: 41							19.79	Total Dollars: 322.36

BOARD DATE

10/11/2022

D.3

FUND NAME	FUND NUMBER	TOTAL INC PAYROLL	PAYROLL & INVOICES PAID PRIOR TO MEETING	INVOICES PAID AFTER BOARD REVIEW
GENERAL FUND	101	777,132.36	659,685.65	117,446.71
DRUG FORFEITURE	262	-	-	-
DRUG FORFEITURE	265	27,854.98	-	27,854.98
DRUG FORFEITURE	266	758.97	-	758.97
ARPA	285	15,927.00	-	15,927.00
IMPROV. REV.	446	-	-	-
SENIOR TRANSPORTATION	588	4,700.02	4,700.02	-
WATER & SEWER	592	559,293.36	65,886.13	493,407.23
SWD	596	6,426.66	4,396.99	2,029.67
TAX POOL	703	19,726.50	19,726.50	-
POLICE BOND FUND	710	-	-	-
SPECIAL ASSESS CAPITAL	805	9,125.00	-	9,125.00
	TOTAL	1,420,944.85	754,395.29	666,549.56

GRAND TOTAL

1,420,944.85

**Charter Township of Plymouth
AP Invoice Listing - Board Report**

Weekly 10/5/22

VENDOR INFORMATION

INVOICE INFORMATION

A T & T		Invoice Amount:	\$1,287.10
AT&T - TELEPHONE/INTERENET ALLOC -- AUGUS		Check Date:	10/05/2022
101-228-852.000	INFORMATION SERVICES		44.13
101-257-852.000	ASSESSING		73.55
101-371-852.000	BUILDING		80.90
101-336-852.000	FIRE		154.45
101-301-852.000	POLICE		176.54
101-171-852.000	SUPERVISOR		73.55
101-253-852.000	TREASURER		66.19
101-215-852.000	CLERK		110.32
101-701-852.000	PLANNING		14.71
101-325-852.000	DISPATCH		125.03
101-673-852.000	SENIOR CENTER		14.71
101-751-852.000	PARK		7.35
596-528-852.000	RUBBISH		14.71
101-191-852.000	FINANCE		58.84
101-101-859.000	TOWNSHIP BOARD		14.71
101-261-852.000	GENERAL OPERATING		80.90
101-262-852.000	ELECTIONS		29.42
101-265-852.000	BUILDING AND GROUNDS		14.71
101-351-852.000	JAIL/CORRECTIONS		7.35
588-596-852.000	TRANSPORTATION		7.35
592-536-852.000	PUBLIC SERVICES		73.55
592-537-852.000	PUBLIC WORKS		44.13

A T & T		Invoice Amount:	\$440.70
AUGUST 2022 PAYMENT - ACCT. 734-453-4461-6		Check Date:	10/05/2022
101-336-850.000	Fire		149.84
101-673-850.000	Twp. Hall		35.25
101-751-850.000	Parks		35.26
592-537-850.000	DPW		220.35

BLUE CARE NETWORK OF MICHIGAN		Invoice Amount:	\$111,904.20
OCTOBER 2022 -- CLASSES 7 & 8 (DETAILED SP		Check Date:	10/05/2022
101-171-718.000	SUPERVISOR'S OFFICE		540.60
101-228-718.000	IT DEPT.		1,621.80
101-301-718.000	POLICE		29,192.40
101-325-718.000	DISPATCH		10,595.76
101-336-718.000	FIRE		30,597.96
101-371-718.000	BUILDING		4,432.92
592-537-718.000	PUBLIC WORKS		2,162.40
101-301-875.000	POLICE - RETIREES		10,703.88
101-336-875.000	FIRE - RETIREES		9,082.08
101-265-718.000	BUILDING & GROUNDS		1,297.44
592-536-718.000	PUBLIC SERVICES		2,378.64
596-528-718.000	RUBBISH		1,621.80
592-537-875.000	PUBLIC WORKS RETIREE		540.60
588-596-718.000	TRANSPORTATION		1,621.80
101-262-718.000	ELECTIONS		1,297.44
101-261-875.000	GENERAL RETIREE		540.60
101-215-718.000	CLERK		1,838.04
101-351-718.000	LOCK UP		540.60
101-000-243.000	MARK CLINTON - COBRA		1,297.44

BUONO, DUANE		Invoice Amount:	\$5,638.25
MECHANICAL INSPECTOR PAY SEPTEMBER 2022		Check Date:	10/05/2022
101-371-801.000	MECHANICAL INSPECTOR PAY SEPT. 2022		5,638.25

Charter Township of Plymouth AP Invoice Listing - Board Report

Page: 2/4

VENDOR INFORMATION

INVOICE INFORMATION

COMCAST		Invoice Amount:	\$131.90
COMCAST HIGH SPEED INTERNET NOVEMBER 20		Check Date:	10/05/2022
101-261-852.000	HIGH SPEED INTERNET - 11/22		131.90
COMCAST		Invoice Amount:	\$217.95
HIGH SPEED INTERNET - TOWNSHIP PARK OCTO		Check Date:	10/05/2022
101-751-852.000	TWP PARK PAV INTERNET 10/22		217.95
DTE ENERGY		Invoice Amount:	\$9.07
DTE SERVICE -- MILLER PARK SEPTEMBER 2022		Check Date:	10/05/2022
101-751-920.000	MILLER PARK ELECTRIC SEPT. 2022--5316-9		9.07
FIDELITY SECURITY LIFE INSURANCE CO		Invoice Amount:	\$1,035.86
EYEMED - ACTIVE EMPLOYEES - OCTOBER 2022		Check Date:	10/05/2022
101-171-718.000	SUPERVISOR		5.69
101-228-718.000	IT SERVICES		15.87
101-215-718.000	CLERK		16.50
101-262-718.000	ELECTIONS		10.81
101-253-718.000	TREASURY		47.61
101-265-718.000	TOWNSHIP HALL & GROUNDS		10.81
101-301-718.000	POLICE		380.86
101-325-718.000	DISPATCH		133.97
101-336-718.000	FIRE		284.26
101-351-718.000	JAIL/LOCK UP		5.69
101-371-718.000	BUILDING		38.12
588-596-718.000	TRANSPORTATION		15.87
592-536-718.000	PUBLIC SERVICES		32.37
592-537-718.000	DPW		21.56
596-528-718.000	RUBBISH		15.87
FIDELITY SECURITY LIFE INSURANCE CO		Invoice Amount:	\$688.34
EYE MED - RETIREES OCTOBER 2022 (SPREADSH		Check Date:	10/05/2022
101-261-875.000	GENERAL RETIREES		109.18
101-301-875.000	POLICE RETIREES		199.34
101-325-875.000	DISPATCH RETIREE		10.81
101-336-875.000	FIRE RETIREES		281.96
592-536-875.000	PUBLIC SERVICES RETIREE		5.69
592-537-875.000	DPW RETIREES		81.36
FIDELITY SECURITY LIFE INSURANCE CO		Invoice Amount:	\$10.81
EYE MED COBRA COVERAGE - OCTOBER 2022 M		Check Date:	10/05/2022
101-000-243.000	MARK CLINTON COBRA CHARGES 10/22		10.81
Flis, Joe		Invoice Amount:	\$1,800.00
ELECTRICAL INSPECTOR 2 SEPTEMBER 2022 PAY		Check Date:	10/05/2022
101-371-801.000	ELECTRICAL INSPECTOR 2 SEPT. PAY		1,800.00
HARTFORD, THE		Invoice Amount:	\$6,039.48
THE HARTFORD-INSURANCE-OCTOBER 2022 (SP		Check Date:	10/05/2022
101-171-718.000	SUPERVISOR DEPT		125.12
101-191-718.000	FINANCE DEPT		124.94
101-215-718.000	CLERK DEPT		178.74
101-228-718.000	INFORMATION SYSTEMS DEPT		70.70
101-253-718.000	TREASURY DEPT		171.55
101-262-718.000	ELECTIONS DEPT		47.25
101-265-718.000	BUILDING & GROUNDS DEPT		41.48
101-301-718.000	POLICE DEPT		1,914.07

Charter Township of Plymouth AP Invoice Listing - Board Report

Page: 3/4

VENDOR INFORMATION

INVOICE INFORMATION

	101-325-718.000	DISPATCH/COMMUNICATIONS DEPT	717.91
	101-336-718.000	FIRE DEPT	1,599.68
	101-351-718.000	JAIL/CORRECTIONS DEPT	48.12
	101-371-718.000	BUILDING DEPT	221.16
	588-596-718.000	TRANSPORTATION DEPT	39.51
	592-536-718.000	PUBLIC SERVICES DEPT	138.11
	592-537-718.000	PUBLIC WORKS DEPT	549.91
	596-528-718.000	RUBBISH COLLECTION DISPOSAL DEPT	51.23
<hr/>			
HEILEMAN, JAMES		Invoice Amount:	\$1,641.00
ELECTRICAL INSPECTOR PAY SEPTEMBER 2022		Check Date:	10/05/2022
	101-371-801.000	ELECTRICAL INSPECTOR PAY SEPT. 2022	1,641.00
<hr/>			
KENNEDY INDUSTRIES INC		Invoice Amount:	\$413.60
QUOTE 7/29/22 0047551 CORNERY FLOATS PUM		Check Date:	10/05/2022
	592-537-931.000	CORNERY FLOATS, WATER	413.60
<hr/>			
MUNSON, STEVE		Invoice Amount:	\$2,300.50
PLUMBING INSPECTOR PAY SEPTEMBER 2022		Check Date:	10/05/2022
	101-371-801.000	PLUMBING INSPECTOR PAY SEPT. 2022	2,300.50
<hr/>			
PLYMOUTH POSTMASTER		Invoice Amount:	\$1,350.00
WATER BILL POSTAGE - PERMIT #218 OCTOBER		Check Date:	10/05/2022
	592-536-851.000	PERMIT #218 OCTOBER 2022 POSTAGE	1,350.00
<hr/>			
CHARTER TWSP OF PLYMOUTH		Invoice Amount:	\$274.82
BD Bond Refund		Check Date:	10/05/2022
	101-371-283.016	BE19-0006	274.82
<hr/>			
VERIZON WIRELESS		Invoice Amount:	\$82.35
VERIZON - CELL PHONES FOR PARK & FIRE (ACC		Check Date:	10/05/2022
	101-751-850.000	PARK CELL PHONE	40.01
	101-336-850.000	FIRE - (LIFEPACKS)	42.34
<hr/>			
Webasto		Invoice Amount:	\$2,640.00
BD Bond Refund		Check Date:	10/05/2022
	101-371-283.019	BPRE22-0015 - PB22-0513	2,640.00
<hr/>			
Pulte Family Management SJ LLC		Invoice Amount:	\$2,640.00
BD Bond Refund		Check Date:	10/05/2022
	101-371-283.019	BPRE22-0020 - PB22-0575	2,640.00
<hr/>			
40400-40500 ANN ARBOR ROAD LLC		Invoice Amount:	\$2,730.00
BD Bond Refund		Check Date:	10/05/2022
	101-371-283.019	BPRE22-0022 - PB22-0605	2,730.00
<hr/>			
Wesney Construction		Invoice Amount:	\$1,500.00
BD Bond Refund		Check Date:	10/05/2022
	101-371-283.001	BP19-0005 - PB19-0030	1,500.00
<hr/>			
Versa-Core Construction Services		Invoice Amount:	\$1,500.00
BD Bond Refund		Check Date:	10/05/2022
	101-371-283.001	BP19-0023 - PB19-0410	1,500.00
<hr/>			
Hutch Paving Inc		Invoice Amount:	\$1,500.00
BD Bond Refund		Check Date:	10/05/2022
	101-371-283.001	BP20-0029 - PB20-0647	1,500.00

Charter Township of Plymouth
AP Invoice Listing - Board Report

Page: 4/4

VENDOR INFORMATION

INVOICE INFORMATION

Mases LLC			Invoice Amount:	\$1,500.00
BD Bond Refund			Check Date:	10/05/2022
	101-371-283.001	BP20-0040 - PB20-0875		1,500.00
C&M - The Woods LLC			Invoice Amount:	\$1,500.00
BD Bond Refund			Check Date:	10/05/2022
	101-371-283.001	BP20-0048 - PB20-0965		1,500.00
Pulte Group			Invoice Amount:	\$1,500.00
BD Bond Refund			Check Date:	10/05/2022
	101-371-283.001	BP20-0053 - PB20-0986		1,500.00
Ronnisch Construction Group			Invoice Amount:	\$1,500.00
BD Bond Refund			Check Date:	10/05/2022
	101-371-283.001	BP20-0055 - PB20-1006		1,500.00
Pulte Group			Invoice Amount:	\$1,500.00
BD Bond Refund			Check Date:	10/05/2022
	101-371-283.001	BP20-0058 - PB20-1053		1,500.00
Cook Building Co			Invoice Amount:	\$1,500.00
BD Bond Refund			Check Date:	10/05/2022
	101-371-283.001	BP21-0077 - PB21-0197		1,500.00
Express General Construction INC			Invoice Amount:	\$1,500.00
BD Bond Refund			Check Date:	10/05/2022
	101-371-283.001	BP21-0099 - PB21-0766		1,500.00
JCS CONSTRUCTION SERVICES, LLC			Invoice Amount:	\$1,500.00
BD Bond Refund			Check Date:	10/05/2022
	101-371-283.001	BP22-0139 - PB22-0118		1,500.00
GJ Perelli Company			Invoice Amount:	\$1,500.00
BD Bond Refund			Check Date:	10/05/2022
	101-371-283.001	BP22-0142 - PB22-0142		1,500.00
Total Amount to be Disbursed:				\$161,275.93

BR 10/5/22 1/10

Charter Township of Plymouth AP Invoice Listing - Board Report

VENDOR INFORMATION

INVOICE INFORMATION

Advanced Satellite Communications		Invoice Amount:	\$105.00
SA-ALARM- - QTLY BILLING - 10/1/22--12/31/22		Check Date:	10/11/2022
101-265-801.000	SA-Alarm		50.04
101-301-801.000	SA-Alarm		32.24
101-336-801.000	SA-Alarm		13.42
592-536-801.000	SA-Alarm		9.30
Advanced Satellite Communications		Invoice Amount:	\$468.00
ASC -ACCESS SERVICE AGR - QTLY BILLING-SOC		Check Date:	10/11/2022
101-751-801.000	QTLY BILLING FOR SOCCER PARK #10713		468.00
Advanced Satellite Communications		Invoice Amount:	\$105.00
INV# 10767 QUARTERLY ALARM MONITORING P		Check Date:	10/11/2022
101-336-801.000	INV # 10767 QUARTLY ALARM MONITOR		105.00
Advanced Satellite Communications		Invoice Amount:	\$2,445.00
INV. 10656 9/26/2022 CCTV SERVICE AGREEME		Check Date:	10/11/2022
101-301-801.000	COVERAGE PERIOD 10/1/2022 - 12/31/2022		2,445.00
Advanced Satellite Communications		Invoice Amount:	\$5,509.23
INV. 10793 9/29/2022 EVIDENCE ROOM SECURIT		Check Date:	10/11/2022
265-311-757.000	INSTALLATION & PROGRAMMING		5,509.23
AIRGAS USA, LLC		Invoice Amount:	\$255.98
#9130148906 9/19/22		Check Date:	10/11/2022
592-537-757.000	OX 20		22.84
592-537-757.000	AC MC		30.95
592-537-757.000	OX 80		34.52
592-537-757.000	RAD64000812		45.75
592-537-757.000	RAD64000831		10.04
592-537-757.000	AC 3		77.83
592-537-757.000	HAZMAT CHG		34.05
AMAZON CAPITAL SERVICES, INC.		Invoice Amount:	\$65.78
INV. 11HD-PPMP-H1RM 9/29/2022 INKJET PRINT		Check Date:	10/11/2022
101-325-752.000	VERBATIM DVD-R		65.78
ALLIE BROTHERS UNIFORMS		Invoice Amount:	\$125.00
INV# 88633 UNIFORM BOOTS /ZMUDA		Check Date:	10/11/2022
101-336-767.000	INV# 88633 UNIFORM BOOTS		125.00
ALPHAGRAPHICS #336		Invoice Amount:	\$150.31
1000 WINDOW ENVELOPES W/TWP LOGO		Check Date:	10/11/2022
101-215-752.000	1000 WINDOW ENVELOPES INV# 136633		150.31
AutoZone, Inc.		Invoice Amount:	\$105.00
#4382749472 9/26/22		Check Date:	10/11/2022
592-537-863.000	1 CRC LECTRA MOTIVE		10.22
592-537-863.000	1 CRC DI ELECTRIC GR		13.01
592-537-863.000	12 RX 2 IN 1 25 DE		75.48
592-537-863.000	1 BLASTER CHAIN & C		6.29
B & R JANITORIAL SUPPLY		Invoice Amount:	\$2,105.18
INV.#195102 B & R JANITORIAL SEPTEMBER 202		Check Date:	10/11/2022
101-265-775.000	INV#195102		1,052.59
101-673-775.000	INV#195102		63.16
101-301-775.000	INV#195102		526.30

Charter Township of Plymouth

AP Invoice Listing - Board Report

Page: 2/10

VENDOR INFORMATION

INVOICE INFORMATION

	101-325-775.000	INV#195102	168.41
	101-351-775.000	INV#195102	42.10
	101-336-775.000	INV#195102	42.10
	592-537-775.000	INV#195102	210.52
Bert's Testing and Training Service		Invoice Amount:	\$1,250.00
CAMERON BUMP #22-0272		Check Date:	10/11/2022
	592-537-958.000	CDL CLASS B ROAD TEST AND TRAINING	1,250.00
BLACKWELL FORD INC.		Invoice Amount:	\$19.95
INV. 395874 9/16/2022 VEHICLE REPAIR/A19647		Check Date:	10/11/2022
	101-301-863.000	REPLACE ONE TIRE	19.95
BLACKWELL FORD INC.		Invoice Amount:	\$1,186.25
INV. 395596 9/23/2022 VEHICLE REPAIR/128076		Check Date:	10/11/2022
	101-301-863.000	R/R UPPER TRANS MOUNT/HUB & BEARING	1,186.25
CODE SAVVY CONSULTANTS LLC		Invoice Amount:	\$535.00
INV.#2073 INTERTEK SPRINKLER REVIEW		Check Date:	10/11/2022
	101-371-801.000	INV#2073 SPRINKLER REVIEW	535.00
CODE SAVVY CONSULTANTS LLC		Invoice Amount:	\$395.00
INV.#2072 BLISS REPUBLIC SALON SPRINKLER R		Check Date:	10/11/2022
	101-371-801.000	INV#2072 SPRINKLER REVIEW	395.00
CODE SAVVY CONSULTANTS LLC		Invoice Amount:	\$750.00
INV.#2074 EZ STORAGE FIRE ALARM PLAN REVI		Check Date:	10/11/2022
	101-371-801.000	INV#2074 FIRE ALARM REVIEW	750.00
COMSOURCE, INC.		Invoice Amount:	\$3,548.75
QUOTE FOR PREP BATTERIES FOR APX 6000 FLE		Check Date:	10/11/2022
	101-301-757.000	PMNN4486, 3400 MAH	3,510.00
	101-301-757.000	SHIPPING	38.75
CONFERENCE OF WESTERN WAYNE		Invoice Amount:	\$5,693.00
CWW DUES FOR FY 2022-23 - INV. # 2022-13		Check Date:	10/11/2022
	101-261-957.000	ANNUAL DUES FY 2022-23	5,693.00
Dell Financial Services, LLC.		Invoice Amount:	\$3.37
PLANNING DEPT.-- COMPUTER CONTRACT # 675		Check Date:	10/11/2022
	101-701-940.000	PLANNING DEPT. .COMPUTER PPT ONLY	3.37
Dell Financial Services, LLC.		Invoice Amount:	\$299.21
CONTRACT # 6755980-003 - - MONTHLY CHARG		Check Date:	10/11/2022
	592-536-940.000	PUBLIC SERVICES	57.00
	592-537-940.000	PUBLIC WORKS	99.75
	101-336-940.000	FIRE DEPT	99.75
	101-336-940.000	ADJUST FOR FIRE DEPT	0.05
	592-536-940.000	PUB SERVICES PPT ONLY	9.48
	592-537-940.000	PUBLIC WORKS PPT ONLY	16.59
	101-336-940.000	FIRE DEPT PPT ONLY	16.59
Dell Financial Services, LLC.		Invoice Amount:	\$199.47
COMPUTER LEASES -9/1/22--9/30/22 PLUS PPT		Check Date:	10/11/2022
	101-253-940.000	TREASURER	57.00
	101-215-940.000	CLERK	57.00
	101-371-940.000	BUILDING	14.25
	101-191-940.000	PACKET ROOM	28.52

Charter Township of Plymouth

AP Invoice Listing - Board Report

Page: 3/10

VENDOR INFORMATION

INVOICE INFORMATION

	101-262-940.000	ELECTIONS	14.26
	101-253-940.000	TREASURER PPT	9.48
	101-215-940.000	CLERK PPT	9.48
	101-371-940.000	BUILDING PPT	2.37
	101-191-940.000	ACCOUNTING PPT	4.74
	101-262-940.000	ELECTIONS PPT	2.37
Dell Financial Services, LLC.		Invoice Amount:	\$56.04
COMPUTER LEASES PPT ONLY PAYMENTS DUE 1		Check Date:	10/11/2022
	101-257-940.000	ASSESSING DEPT. COMPUTERS PPT ONLY	23.35
	101-371-940.000	BUILDING DEPT. COMPUTERS PPT ONLY	14.01
	101-191-940.000	ACCTNG DEPT. COMPUTERS PPT ONLY	4.67
	592-536-940.000	DPS COMPUTERS PPT ONLY	4.67
	596-528-940.000	RUBBISH COMPUTERS PPT ONLY	4.67
	101-673-940.000	SENIOR SERVICES COMPUTER PPT ONLY	4.67
Dell Financial Services, LLC.		Invoice Amount:	\$1,011.98
COMPUTER LEASES QTLY - 11/1/22-1/31/23 - C		Check Date:	10/11/2022
	266-312-940.000	COMPUTERS - PD - STATE FORFEITURE	758.97
	101-325-940.000	COMPUTERS - PD - STATE FORFEITURE	84.35
	101-325-940.000	COMPUTERS - DISPATCH	168.66
Dell Financial Services, LLC.		Invoice Amount:	\$9.34
LEASES - # 6755980-007 (HR & BLDG) PPT ONL		Check Date:	10/11/2022
	101-371-940.000	BUILDING COMPUTER (SEE NOTES) PPT ONLY	4.67
	101-171-940.000	HR COMPUTER (SEE NOTES) PPT ONLY	4.67
DE WOLF & ASSOCIATES		Invoice Amount:	\$565.00
INV. 1558 9/24/2022 SUPERVISION OF THE FIEL		Check Date:	10/11/2022
	101-301-958.000	SGT. JASON HAYES 9/21-9/23	565.00
DON'S SMALL ENGINE REPAIR, INC		Invoice Amount:	\$1,209.34
INV. # 63079 GATOR (SEE ATTACHED DETAILE		Check Date:	10/11/2022
	101-751-931.000	INV. # 63079 - GATOR ITEMS	1,209.34
Drielts, Sarah		Invoice Amount:	\$107.88
MILEAGE REIMBURSEMENT LERMA CONFERENCE		Check Date:	10/11/2022
	101-301-958.000	TRAVEL TO/FROM FRANKENMUTH	107.88
Drielts, Sarah		Invoice Amount:	\$67.70
MEAL REIMBURSEMENT FOR LERMA CONFERENC		Check Date:	10/11/2022
	101-301-958.000	LUNCH 9/16, DINNER 9/14 & 9/15	67.70
ELECTION SOURCE		Invoice Amount:	\$4,810.00
ICP & ICX TESTING AND ADDL AV TEST DECKS F		Check Date:	10/11/2022
	101-262-801.000	Full Svc Testing for ICP	260.00
	101-262-801.000	Addl Testing for ICP	1,485.00
	101-262-801.000	Full Svc Testing for ICX	180.00
	101-262-801.000	Addl Testing for ICX	1,320.00
	101-262-801.000	FULL SVC TESTING OF AV MACHINES	840.00
	101-262-801.000	FUEL SURCHARGE	25.00
	101-262-801.000	BURNED MEDIA	700.00
ElectroCycle, Inc		Invoice Amount:	\$1,800.00
2022 COMMUNITY SHRED EVENT - 10/01/22		Check Date:	10/11/2022
	596-528-891.000	SHRED TRUCKS 3 HRS - \$200/HR	1,200.00
	596-528-891.000	ELECTRONIC TRUCK 3 HRS - \$200/HR	600.00

Charter Township of Plymouth

AP Invoice Listing - Board Report

VENDOR INFORMATION**INVOICE INFORMATION**

E S R I, INC. GIS ANNUAL MAINTENANCE 12/6/22-12/05/23 592-537-831.000	MAINTENANCE RENEWAL 12/6/22-12/05/23 6,450.00	Invoice Amount: Check Date:	\$6,450.00 10/11/2022
FEDEX INV. 7-889-92104 9/21/2022 PACKAGE SHIPPED 101-301-851.000	RMA CENTER/SARAH DRIELTS 43.17	Invoice Amount: Check Date:	\$43.17 10/11/2022
FELLRATH, PATRICK MILEAGE REIMBURSEMENT SEPTEMBER 2022 592-537-861.000	MILEAGE REIMBURSEMENT SEPTEMBER 2022 110.00	Invoice Amount: Check Date:	\$110.00 10/11/2022
Friends Fine Floor Covering, Inc. CARPETING FOR ADMINISTRATIVE OFFICES/DB/ 265-311-930.000	PREP, SAND, COAT AND MOVE FURNITURE 22,345.75	Invoice Amount: Check Date:	\$22,345.75 10/11/2022
GDI Services Inc. INV#MIINV20211382 SEPTEMBER TOWNSHIP HA 101-301-822.000 101-336-822.000 101-265-822.000	INV#MIINV20211382 SEPTEMBER POLICE 1,181.84 INV#MIINV20211382 SEPTEMBER FIRE 107.44 INV#MIINV20211382 SEPTEMBER TWP HALL 1,396.72	Invoice Amount: Check Date:	\$2,686.00 10/11/2022
GDI Services Inc. INV#MIINV20211384 SEPTEMBER DPW CLEANIN 592-537-822.000	INV#MIINV20211384 SEPT. DPW CLEANING 416.00	Invoice Amount: Check Date:	\$416.00 10/11/2022
GDI Services Inc. INV#MIINV20211383 CLEANING FRIENDSHIP ST 101-673-822.000	INV#MIINV20211383 SENIOR CLEANING 273.00	Invoice Amount: Check Date:	\$273.00 10/11/2022
GFL Environmental USA, Inc. #0057464808 DPW RECYCLE CENTER 596-528-816.000	09/20/22 - CARDBOARD/PAPER 225.00	Invoice Amount: Check Date:	\$225.00 10/11/2022
GARRETT AUTO AND TRUCK SVC #44942 #406 INSPECTION AND REPAIR 592-537-863.000	SERVICE, PARTS, LABOR 574.94	Invoice Amount: Check Date:	\$574.94 10/11/2022
Great Lakes Ace Hardware INV # 8530/876- PARKS - SUPPLIES - ADHESIVE 101-751-757.000	INV # 8530/876 17.26	Invoice Amount: Check Date:	\$17.26 10/11/2022
GreatAmerica Financial Services SHARP COPIER - STANDARD PAYMENT, SUPPLY F 101-215-940.000 101-215-940.000 101-262-940.000	LATE FEE 48.44 STANDARD PAYMT INV32 357.03 STANDARD PAYMT INV32167507 100.00	Invoice Amount: Check Date:	\$505.47 10/11/2022
Great Lakes Water Authority GLWA - INDUSTRIAL WASTE CONTROL BILL 8/1/ 592-538-827.000	GLWA - INDUSTRIAL WASTE CONTROL BILL 137.83	Invoice Amount: Check Date:	\$137.83 10/11/2022
Great Lakes Water Authority GLWA - AUGUST 2022 WATER USAGE (DETAILS 592-538-829.000 592-538-829.000	WATER USAGE CHARGE 235,278.08 WATER FIXED MONTHLY CHARGE 240,700.00	Invoice Amount: Check Date:	\$475,978.08 10/11/2022

Charter Township of Plymouth AP Invoice Listing - Board Report

Page: 5/10

VENDOR INFORMATION

INVOICE INFORMATION

J & B MEDICAL SUPPLY INC		Invoice Amount:	\$71.44
ORDER # 700075 MEDICAL SUPPLIES		Check Date:	10/11/2022
101-336-773.000	PHYSIO-CONTROL LIFEPAK 12 (COMPATIBLE		71.44
J & B MEDICAL SUPPLY INC		Invoice Amount:	\$157.44
ORDER # 650258		Check Date:	10/11/2022
101-336-773.000	PHYSIO-CONTROL LIFEPAK 15 M-LNCS DISPOS		157.44
KNIGHT TECHNOLOGY GROUP, INC.		Invoice Amount:	\$2,037.64
INV# 20187 FIREWALL REPLACEMENT STA 2		Check Date:	10/11/2022
101-336-831.000	INV# 201878 EMERGENCY FIREWALL REPLACE		625.00
101-336-831.000	FIREWALL LIGHTNING DAMAGE		175.00
101-336-831.000	REPLACEMENT FP1010 FIREWALL		1,237.64
KNIGHT TECHNOLOGY GROUP, INC.		Invoice Amount:	\$150.00
FIREWALL MONITORING OCT 2022 - INVOICE#		Check Date:	10/11/2022
101-261-831.000	FIREWALL MONITORING - OCT 2022		150.00
KNIGHT TECHNOLOGY GROUP, INC.		Invoice Amount:	\$1,500.00
DATTO CLOUD BACKUP SUBSCRIPTION FOR 202		Check Date:	10/11/2022
101-261-831.000	CLOUD BACKUP MONTHLY SUBSCRIPTION-202		1,500.00
KNIGHT TECHNOLOGY GROUP, INC.		Invoice Amount:	\$350.00
TECH SUPPORT - EXCHANGE SERVER SECURITY		Check Date:	10/11/2022
101-261-831.000	TECH SUPP -EXCHANGE SVR CERT INSTALL		350.00
KNIGHT TECHNOLOGY GROUP, INC.		Invoice Amount:	\$310.00
INV. 20155 9/20/2022 WIFI SETUP IN THE POLIC		Check Date:	10/11/2022
101-301-831.000	WIFI SETUP		47.50
101-301-831.000	WIRELESS INSTALL/MODIFY SWITCHES/TESTI		262.50
KSS Enterprises		Invoice Amount:	\$517.87
FY2022 BLANKET PO - FOR PARK SUPPLIES -- AT		Check Date:	10/11/2022
101-751-775.000	FY2022 BLANKET PO INV # 1420336		517.87
MANGAN, GREG		Invoice Amount:	\$25.00
00053064 REIMBURSEMENT FOR EMS LICENSE R		Check Date:	10/11/2022
101-336-958.000	00053064 REIMBURSEMENT FOR EMS RENEWA		25.00
MARCH TIRE CO., INC.		Invoice Amount:	\$1,747.27
TRUCK #452 CATALYTIC CONVERTER ASSEMBL		Check Date:	10/11/2022
101-751-863.000	CATALYTIC CONVERTER ASSEMBLY #061776		1,747.27
Marquis Food Service, Inc.		Invoice Amount:	\$125.00
INV. 10304 9/23/2022 PRISONER MEALS		Check Date:	10/11/2022
101-351-801.000	TURKEY SUBS W/SWISS CHEESE		80.00
101-351-801.000	BREAKFAST SANDWICHES		40.00
101-351-801.000	DELIVERY		5.00
MICHIGAN LAUNDRY MACHINERY SERVICE		Invoice Amount:	\$193.50
INV # 123512 WASHING MACHINE REPAIR STAT		Check Date:	10/11/2022
101-336-931.000	INV # 123512 WASHING MACHINE REPAIR		193.50
MICHIGAN MUNICIPAL TREASURERS ASSOC		Invoice Amount:	\$198.00
2023 MICHIGAN MUNICIPAL TREASURERS ASSO		Check Date:	10/11/2022
101-191-957.000	2023 MMTA ASSOC MEMBERSHIP - FINANCE		99.00
101-253-957.000	2023 MMTA ASSOC MEMBERSHIP - TREASURY		99.00

Charter Township of Plymouth AP Invoice Listing - Board Report

Page: 6/10

VENDOR INFORMATION

INVOICE INFORMATION

MICHIGAN POLICE TRAINING		Invoice Amount:	\$950.00
INV. 2098 9/5/2022 GENERAL ENFORCEMENT TR		Check Date:	10/11/2022
101-301-958.000	OFC'S FETTER & VAUGHN 11/7 & 11/8		950.00
MICHIGAN LINEN SERVICE		Invoice Amount:	\$32.50
INV. 476187 9/22/2022 PRISONER BLANKET CLE		Check Date:	10/11/2022
101-351-822.000	BLANKET CLEANING		24.50
101-351-822.000	ENVIRONMENTAL FEE		8.00
MICHIGAN LINEN SERVICE		Invoice Amount:	\$64.50
INV. 476589 9/29/2022 PRISONER BLANKET CLE		Check Date:	10/11/2022
101-351-822.000	BLANKET CLEANING		52.50
101-351-822.000	ENVIRONMENTAL FEE		8.00
101-351-822.000	TEMP FUEL SURCHARGE		4.00
Mobile Communications America Inc.		Invoice Amount:	\$163.75
INV# 872000085-1 MICROPHONE		Check Date:	10/11/2022
101-336-757.000	SHIPPING & HANDLING		38.75
101-336-757.000	INV# 872000085-1 MICROPHONE		125.00
Mobile Communications America Inc.		Invoice Amount:	\$363.47
INV# 885000707-1 CABLES,ANTENNA		Check Date:	10/11/2022
101-336-757.000	CABLE ASSEMBLY		31.32
101-336-757.000	IGNITION SWITCH CABLE		18.36
101-336-757.000	VHF-1/4 WAVE ANTENNA		7.56
101-336-757.000	ANTENNA-MOUNTING KIT		13.50
101-336-757.000	CABLE ASSEMBLY MM, MOBILE PWR CABLE		31.32
101-336-757.000	REMOTE MOUNT CABLE		171.34
101-336-757.000	3DB STUBBY ANTENNA		46.44
101-336-757.000	INV# 885000707-1 REAR IGN CABLE		43.63
Ginger Moriarty		Invoice Amount:	\$232.76
FY2022 MERS FINANCIAL UPDATE & BS&A FINAN		Check Date:	10/11/2022
101-191-861.000	MERS FINANCIAL UPDATE MTG - FARMINGTON		19.00
101-191-861.000	BS&A FINANCIAL SOFTWARE TRAINING CLASS		106.88
101-191-861.000	BS&A FINANCIAL SOFTWARE TRAINING CLASS		106.88
NAPA Auto Parts		Invoice Amount:	\$2.18
SCADA ELECTRONICS REPAIR @ LAKE POINT WA		Check Date:	10/11/2022
592-537-931.000	AGC-1 FUSE		2.18
OBSERVER & ECCENTRIC NEWSPAPERS		Invoice Amount:	\$217.20
OBSERVERB & ECCENTRIC INVOICE 0004897914		Check Date:	10/11/2022
101-737-901.000	PLYMOUTH PH CONDO REZONE 8789454		108.60
101-737-901.000	CANTON OB PH CONDOI REZONE PO 8789454		108.60
OFFICE DEPOT		Invoice Amount:	\$42.10
SUPPLIES FOR SUP./SUP'S DEPT, - INV. # 2636		Check Date:	10/11/2022
101-171-752.000	#0810838 - OD FILE FOLDERS 1/3 CUT		6.59
101-171-752.000	#0445511 - AAA BATTERIES (FOR KEYBOARD)		10.59
101-171-752.000	#0463142 - B2P BALL POINT PENS - BLUE		9.93
101-171-752.000	#0728727 - B2P BALL POINT PENS - RED GEL		14.99
OFFICE DEPOT		Invoice Amount:	\$16.10
SUPPLIES FOR SUP./SUP'S DEPT, - INV. # 2636		Check Date:	10/11/2022
101-171-752.000	#00546871 - PENDEFLEX FILE POCKETS		16.10

Charter Township of Plymouth

AP Invoice Listing - Board Report

VENDOR INFORMATION**INVOICE INFORMATION**

OFFICE DEPOT		Invoice Amount:	\$165.39
SUPPLIES FOR BOARD PACKETS/SUPERVISOR'S		Check Date:	10/11/2022
101-215-752.000	#0347005 - COPY PAPER FOR BOT PACKETS		114.58
101-171-752.000	#0825265 - PUSH PINS		2.96
101-171-752.000	#0182725 - FLAIR PENS - BLUE		31.90
101-171-752.000	#0182733 - FLAIR PENS - RED		15.95
OFFICE DEPOT		Invoice Amount:	\$58.83
INV. 264544659001 9/14/2022 OFFICE SUPPLIES		Check Date:	10/11/2022
101-325-752.000	SUPER GLUE FOR DET BUREAU		34.62
101-325-752.000	MICROFIBER CLOTH		19.22
101-325-752.000	CLEANER		4.99
OCCUPATIONAL HEALTH CENTERS OF MI		Invoice Amount:	\$99.00
UDS COLLECT AND RANDOM BATS/BREATH ALC		Check Date:	10/11/2022
592-537-835.000	KITCHEN - # 714485829		99.00
ORCHARD, HILTZ, & MCCLIMENT, INC.		Invoice Amount:	\$1,483.75
GENERAL DRIVE SAD - CA/CE #55446		Check Date:	10/11/2022
101-441-803.000	PROFESSIONAL SERVICES RENDERED THRU 9/		1,483.75
PITNEY BOWES		Invoice Amount:	\$1,211.82
PITNEY BOWES LEASE AND LETTER OPERNER		Check Date:	10/11/2022
101-215-940.000	LEASE 15IN TOUCH DISPLAY INV# 331619045		828.80
101-253-940.000	LEASE LETTER OPENER		383.02
PITNEY BOWES PURCHASE POWER		Invoice Amount:	\$23.25
PITNEY BOWES PURCHASE POWER REVOLVING		Check Date:	10/11/2022
101-215-752.000	FINANCE CHARGES		23.25
Planet Technologies, Inc.		Invoice Amount:	\$24,266.88
OFFICE 365 SUBSCRIPTION RENEWAL - 2022		Check Date:	10/11/2022
101-301-831.000	EXCHANGE ONLINE PLAN 2 GOV SUBSCRIPTIO		3,041.28
101-301-831.000	O365 G3 GOV SUBSCRIPTION		4,857.60
101-261-831.000	EXCHANGE ONLINE PLAN 2 GOV SUBSCRIPTIO		4,224.00
101-261-831.000	O365 G3 GOV SUBSCRIPTION		12,144.00
CHARTER TWSP OF PLYMOUTH		Invoice Amount:	\$6,948.83
COMERICA BANK-TWP CREDIT CARD - AUGUST 2		Check Date:	10/11/2022
101-336-757.000	CONELY-HD-STAPLE GUN & STAPLES		22.14
101-253-958.000	DORO - MTA TRAINING - CPE		120.00
101-301-958.000	FELL-LERMA - RECORDS CONF DREILTS		100.00
101-325-958.000	FELL-KROGER MSP SMD TRAINING CERT -FOO		14.96
101-301-958.000	FELL-BAVARIAN INN LODGE - LERMA CONF		80.25
101-336-863.000	FOX-BILL BROWN FORD-U-JOINT FOR R-3		1,174.69
101-336-757.000	FOX-AMAZON-LADDER 3 FOR OOS UNIT		247.49
101-336-757.000	FOX-AMAZON-FS 2 TOASTER & COFFEE POT		402.34
101-301-863.000	GORDON-REPLACEMENT PLATE FOR DETECTIV		5.10
101-265-757.000	HAACK-SAMS-SUPPLIES FOR TWSP GROUNDS		100.68
101-262-757.000	HAACK-SAMS-ELECTION SUPPLIES		64.59
101-673-757.000	HAACK-HD-WASP & HORNET SPRAY		6.97
101-325-757.000	HAACK-SAMS-SUPPLIES FOR DISPATCH		108.83
101-673-757.000	HAACK-SAMS-PRESSURE WASHER/SUPPLIES		331.26
101-265-757.000	HAACK-CAMFIL-AIR FILTERS FOR TWP GROUN		310.95
101-265-757.000	HAACK-KROGER-WINDEX SPRAY & PLANT VITA		18.09
101-228-757.000	HAACK-DON'S - TIRE REPAIR CART FOR IT		57.69
592-537-757.000	HAMANN-AMAZON - 12 VOLR PUMP & PARTS		104.18

Charter Township of Plymouth AP Invoice Listing - Board Report

Page: 8/10

VENDOR INFORMATION

INVOICE INFORMATION

592-537-757.000	HAMANN- AMAZON-UTILITY PUMPS	274.10
592-537-931.000	HAMANN-AMAZON-4 REPL. TRUCK STEP SETS	597.96
101-253-752.000	HAMMYE-AMAZON-RUBBER FINGERS&ELEC. ST	57.28
101-253-752.000	HAMMYE-AMAZON-INK & COPIER TONER	81.49
101-253-752.000	HAMMYE- DEPOSIT STAMP REPLACEMENT	22.58
101-101-859.000	HEISE-CONSTANT CONTACT - ENEWS DIST.	70.00
101-261-831.000	JANKS - ZOOM SUBSCRIPTION - JULY	154.99
101-228-752.000	JANKS - CELL PHONE CASR & SCREEN PRO	44.50
101-228-957.000	JANKS-ANNUAL GMIS MEMB. RENEWAL	100.00
101-301-759.000	KUDRA - 2.45 GAL OF FUEL	10.00
101-228-752.000	JANKS - PORT. HARD DRIVE	62.99
101-371-957.000	MACDONALD-HUVACO MEMBERSHIP	250.00
101-371-958.000	MACDONALD-DEP. FOR SEMINAR HOTEL ROO	353.40
101-262-757.000	VORVA-ACE-SANITIZING SPRAY FOR ELEC. EQU	55.27
101-262-717.000	VORVA-DUNKIN -FOOD FOR ELECTION WORKE	414.29
101-262-717.000	VORVA-LEES-FOOD FOR ELECTION WORKERS	928.37
101-262-717.000	VORVA-MAYA'S DELI-FOOD FOR ELECTION WO	201.40
PRINTING SYSTEMS INC		Invoice Amount: \$2,342.33
ELECTION SUPPLIES - AV APPLICATION POSTCA		Check Date: 10/11/2022
101-262-900.000	587 SINGLE AV APPLICATION POSTCARDS	2,261.44
101-262-900.000	SHIPPING	80.89
PRINTING SYSTEMS INC		Invoice Amount: \$765.58
ELECTION SUPPLIES - AV BALLOT INSTRUCTION		Check Date: 10/11/2022
101-262-900.000	454-O AV BALLOT INSTRUCTION SHEETS	727.50
101-262-900.000	SHIPPING	38.08
PROGRESSIVE PRINTING		Invoice Amount: \$186.00
FLYERS- 2022 ELC FALL COLORS EVENT		Check Date: 10/11/2022
101-101-880.000	ELC FALL COLORS EVENT FLYERS - 500	186.00
R A F T		Invoice Amount: \$475.00
MEMBERSHIP 5487 BLUE CARD CERTIFICATION/		Check Date: 10/11/2022
101-336-958.000	MEMBERSHIP# 5487 BLUE CARD CERT	475.00
RELIABLE LANDSCAPING INC.		Invoice Amount: \$225.00
INV#100568 WEED CUT 78-061-05-0028-000 JO		Check Date: 10/11/2022
101-371-801.000	INV#100568 WEED CUT	225.00
RELIABLE LANDSCAPING INC.		Invoice Amount: \$225.00
INV#100569 WEED CUT 42480 POSTIFF 2022		Check Date: 10/11/2022
101-371-801.000	INV#100569 WEED CUT	225.00
REVIZE, LLC		Invoice Amount: \$4,180.00
ANNUAL WEBSITE HOSTING/CONTENT MGT SOL		Check Date: 10/11/2022
101-261-831.000	ANNUAL WEBSITE HOSTING AND TECH SUPPO	4,180.00
RITTER GIS, IIC		Invoice Amount: \$1,000.00
CITYWORKS GIS/AMS SPECIALIST SEPTEMBER		Check Date: 10/11/2022
592-537-803.000	CITYWORKS GIS/AMS SPECIALIST SEPT 22	1,000.00
ROZUM, CHARLES		Invoice Amount: \$500.00
UNIFORM CLOTHING REIMBURSEMENT - 2022		Check Date: 10/11/2022
101-301-767.000	Per Contract (Detective Bureau)	500.00
SEHI COMPUTER PRODUCTS		Invoice Amount: \$183.01
PRINTER TONER CARTRIDGE - QUOTE Q0013646		Check Date: 10/11/2022

Charter Township of Plymouth AP Invoice Listing - Board Report

Page: 9/10

VENDOR INFORMATION

INVOICE INFORMATION

	101-228-752.000	HP 55X TONER CE255X	177.01
	101-228-752.000	FREIGHT	6.00
SITE ONE LANDSCAPE SUPPLY		Invoice Amount:	\$679.37
SOCCER FIELD IRRIGATION AND STOCK		Check Date:	10/11/2022
	592-537-931.000	IRRIGATION PARTS	679.37
SPALDING DEDECKER ASSOCIATES, INC.		Invoice Amount:	\$35,693.50
SPALDING DE DECKER - SERVICES FOR AUGUST		Check Date:	10/11/2022
	101-701-803.000	91991 - PLY TWP ENGIN. MEETINGS 2022	500.00
	101-701-803.000	91992 - 8837 CORINNE LOT SPLIT	200.00
	101-701-803.000	91993 - 11211 HAGGERTY RD LOT SPLIT	200.00
	101-701-803.000	91994 - 8830 NORTHERN STREET LOT SPLIT	200.00
	805-444-974.022	91999 - SIDEWALK REPLACEMENT PROGRAM	9,125.00
	592-537-803.000	92003 - PLY TWP ENGIN. TASKS 2022	1,901.50
	101-261-803.000	92003 - PLY TWP ENGIN TASKS 2022 (STAND)	2,222.50
	285-000-970.000-20	92004 - SIDEWALK GAPS 2022	7,853.75
	285-000-970.000-20	92005 - GOLFVIEW PARK SIDEWALKS	3,866.00
	592-537-831.000	92006 - GIS - WATER & SEWER 60%	991.80
	101-257-831.000	92006 - GIS - ASSESSING - 10%	165.30
	101-371-831.000	92006 - GIS - BUILDING - 20%	330.60
	101-261-831.000	92006 - GIS - TOWNSHIP - 10%	165.30
	285-000-970.000-20	92008 - POWELL ROAD EXTENSION	1,040.00
	285-000-970.000-20	92002 - TWP PARK DRIVE PAVING	3,167.25
	592-537-803.000	92010 - AS NEEDED WATER MAIN REPAIRS	1,857.00
	101-261-803.000	92016 - VERIZON M 14 & BECK FIBER INSTAL	762.00
	101-261-803.000	92017 - COMCAST - 9537 GENERAL DRIVE MET	466.50
	101-261-803.000	92018 - 123NET 47660 HALYARD DR METRO	339.50
	101-261-803.000	92019 - AT&T MARGATE CONDOS METRO	339.50
TOWN LOCKSMITH		Invoice Amount:	\$215.00
#61556 9/12/22		Check Date:	10/11/2022
	592-537-757.000	REPAIR LOCK AT 5 AND SHELDON	215.00
USA Bio Care LLC		Invoice Amount:	\$200.00
INV. 03012317 9/29/2022 DECONTAMINATION O		Check Date:	10/11/2022
	101-351-822.000	BIO-HAZARD CLEANING OF JAIL CELL	200.00
WAYNE COUNTY		Invoice Amount:	\$226.40
TRAFFIC SIGNAL ENERGY - AUGUST 2022 - INV		Check Date:	10/11/2022
	101-441-923.000	TRAFFIC SIG - AUGUST 2022 - INV#1011272	226.40
WAYNE COUNTY		Invoice Amount:	\$226.40
TRAFFIC SIGNAL ENERGY - SEPTEMBER 2022 - I		Check Date:	10/11/2022
	101-441-923.000	TRAFFIC SIG - SEPT. 2022 - INV#1011313	226.40
WCA ASSESSING		Invoice Amount:	\$26,599.50
APPRAISAL SERVICES RENDERED - OCTOBER 20		Check Date:	10/11/2022
	101-257-801.000	Co-Star Services	156.67
	101-257-801.000	Appraisal Services Rendered (Contract)	26,442.83
WEST SHORE SERVICES INC		Invoice Amount:	\$425.00
INV. 30347 9/12/2022 SERVICE CALL FOR SIREN		Check Date:	10/11/2022
	101-426-934.000	JOB #6221251	425.00
GINNARD QUALITY CONSTRUCTION INC		Invoice Amount:	\$3,510.00
PB22-0266 PERMIT REFUND 2022		Check Date:	10/11/2022
	101-371-964.000	PB22-0266 PERMIT REFUND	3,510.00

Charter Township of Plymouth
AP Invoice Listing - Board Report

Page: 10/10

VENDOR INFORMATION

INVOICE INFORMATION

MDHHS BUREAU OF FINANCE-ASAP

CASE 112329464 EFT BELONGS TO CITY OF PLY
101-261-964.000

Invoice Amount: \$247.74

Check Date: 10/11/2022
247.74

EFT ERRONEOUSLY DEPOSITED INTO TWP AC

Total Amount to be Disbursed: \$666,549.56

Weekly 9/28/22
Page: 2/4

Charter Township of Plymouth AP Invoice Listing - Board Report

VENDOR INFORMATION

INVOICE INFORMATION

A T & T LONG DISTANCE		Invoice Amount:	\$1.55
AT&T LONG DISTANCE - POLICE LINE - BAN8363		Check Date:	09/28/2022
101-301-850.000	BAN836376571 - AUGUST 2022		1.55
ALERUS FINANCIAL		Invoice Amount:	\$22,662.48
MERS-457 PLAN - ALL EMPLOYEES 9-23-22 PAYD		Check Date:	09/28/2022
101-000-239.000	457 CONT. LOANS		197.68
101-000-239.000	457 CONT. ROTH POST-TAX		1,093.35
101-000-239.000	457 CONT. PRE-TAX		21,371.45
ALERUS FINANCIAL		Invoice Amount:	\$9,926.92
MERS-DC FT EMPLOYEE CONTRIBUTIONS 9-23-		Check Date:	09/28/2022
101-000-238.000	LOANS		695.73
101-000-238.000	MERS EMPLOYEE POST TAX		1,109.61
101-000-238.000	MERS EMPLOYEE PRE TAX		8,121.58
ALERUS FINANCIAL		Invoice Amount:	\$29,055.40
MERS - DC FT EMPL. -- EMPLOYER CONT9-23-22		Check Date:	09/28/2022
101-228-716.000	INFORMATION SYSTEMS		600.77
101-253-716.000	TREASURER		1,291.87
101-265-716.000	BUILDING & GROUNDS		263.14
101-301-716.000	POLICE		6,746.89
101-325-716.000	DISPATCH		2,274.48
101-336-716.000	FIRE		7,030.87
101-351-716.000	LOCK UP		316.80
101-371-716.000	BUILDING DEPT		1,536.74
588-596-716.000	TRANSPORTATION		245.91
592-536-716.000	PUBLIC SERVICES		909.34
592-537-716.000	PUBLIC WORKS		3,840.47
596-528-716.000	RUBBISH		348.64
101-262-716.000	ELECTIONS		313.76
101-215-716.000	CLERK		1,364.77
101-191-716.000	FINANCE		925.80
101-171-716.000	SUPERVISOR		1,045.15
A T & T		Invoice Amount:	\$966.94
FIBER RADIO CIRCUITS - SEPT. 2022 (ALSO SEE		Check Date:	09/28/2022
101-325-850.000	FIBER RADIO CIRCUITS SEPT. 2022		966.94
A T & T		Invoice Amount:	\$891.77
AT&T - TELEPHONE ALLOCATION SEPTEMBER 20		Check Date:	09/28/2022
101-265-850.000	BUILDING AND GROUNDS		54.98
101-301-850.000	POLICE		164.93
101-325-850.000	DISPATCH		12.14
101-336-850.000	FIRE		219.91
101-426-850.000	EMERGENCY MANAGEMENT		329.86
101-673-850.000	SENIOR CENTER		54.97
592-537-850.000	PUBLIC WORKS - T&D		54.98
BLUE CROSS/BLUE SHIELD OF MICHIGAN		Invoice Amount:	\$981.06
OCTOBER 2022 SHANNON RICHARDSON COVER		Check Date:	09/28/2022
101-325-718.000	SHANNON RICHARDSON COVERAGE 10/22		981.06
BLUE CROSS/BLUE SHIELD OF MICHIGAN		Invoice Amount:	\$2,354.53
BCBS - HEALTH CARE FOR RETIREE RANDY KRUE		Check Date:	09/28/2022
592-537-875.000	OCTOBER 2022-KRUEGER		2,354.53

Charter Township of Plymouth

AP Invoice Listing - Board Report

VENDOR INFORMATION**INVOICE INFORMATION**

BLUE CROSS/BLUE SHEILD OF MI		Invoice Amount:	\$3,388.80
BCBS-MEDICARE PLUS BLUE PPO - OCTOBER 202		Check Date:	09/28/2022
101-336-875.000	FIRE RETIREES (6)		2,541.60
101-301-875.000	POLICE RETIREES		423.60
101-261-875.000	GENERAL RETIREES		423.60
CBTS TECHNOLOGY SOLUTIONS LLC		Invoice Amount:	\$2,511.21
CBTS PHONE SERVICES - SEPTEMBER 2022 (8/20		Check Date:	09/28/2022
101-101-850.000	TOWNSHIP BOARD		25.35
101-171-850.000	SUPERVISOR		122.28
101-228-850.000	INFORMATION SYSTEMS		77.22
101-257-850.000	ASSESSING		84.97
101-215-850.000	CLERK		163.32
101-253-850.000	TREASURY		84.95
101-261-850.000	GEN. OP. - EXC RM		20.98
101-262-850.000	ELECTIONS		32.47
101-265-850.000	BUILDING AND GROUNDS		16.51
101-673-850.000	SENIOR SERVICES		16.48
101-301-850.000	POLICE		532.79
101-325-850.000	DISPATCH		295.59
101-351-850.000	JAIL/CORRECTIONS		16.98
101-336-850.000	FIRE/TWP. HALL		614.21
101-371-850.000	BUILDING		120.05
101-751-850.000	PARKS & REC		28.55
101-701-850.000	PLANNING		16.51
596-528-850.000	RUBBISH		18.90
588-596-850.000	TRANSPORTATION		42.13
592-536-850.000	WATER & SEWER		117.45
101-191-850.000	FINANCE/ACCOUNTING		63.52
COMCAST		Invoice Amount:	\$171.85
INTERNET - SEPTEMBER 2022 ACCT 8529 10 21		Check Date:	09/28/2022
101-261-852.000	INTERNET (GEN) SEPTEMBER 2022		171.85
COMCAST		Invoice Amount:	\$151.85
INTERNET PORT STREET - OCTOBER 2022-- AC		Check Date:	09/28/2022
592-537-852.000	INTERNET PORT STREET 10/22		151.85
COMCAST		Invoice Amount:	\$293.35
FIRE INTERNET STATION 2 -OCTOBER 2022 ACC		Check Date:	09/28/2022
101-336-852.000	OCTOBER 2022 FIRE INTERNET STA #2		293.35
COMCAST		Invoice Amount:	\$250.78
SENIOR CENTER INTERNET - SEPTEMBER 2022--		Check Date:	09/28/2022
101-673-852.000	INTERNET SERVICE - TWP GROUNDS		235.73
588-596-852.000	SENIOR SERVICES INTERNET		15.05
DTE ENERGY		Invoice Amount:	\$478.15
BASEBALL DIAMONDS AUGUST 2022 -- 9100-157		Check Date:	09/28/2022
101-751-920.000	BASEBALL DIAMONDS 8/22		478.15
DTE ENERGY		Invoice Amount:	\$48.98
FS # 2 SERVICE - JULY/AUG 2022 - 9200-013-78		Check Date:	09/28/2022
101-336-920.000	FS #2 ELECTRIC SERVICE JULY/AUG 2022		48.98
HONKE, ANITA		Invoice Amount:	\$170.10
HONKE - MEDICARE PART B - OCTOBER 2022		Check Date:	09/28/2022

Charter Township of Plymouth

AP Invoice Listing - Board Report

VENDOR INFORMATION**INVOICE INFORMATION**

	101-336-875.000	MEDICARE PART B - OCTOBER 2022	170.10
I.A.F.F. - LOCAL 1496		Invoice Amount:	\$2,160.00
IAFF DUES-SEPTEMBER 2022 (DETAILED LISTIN		Check Date:	09/28/2022
101-000-240.336	SEPTEMBER 2022 UNION DUES		2,160.00
KNUPP, LINDA		Invoice Amount:	\$170.10
KNUPP - 2022 MEDICARE PART B - OCTOBER 202		Check Date:	09/28/2022
101-336-875.000	KNUPP-MEDICARE PART B - OCTOBER		170.10
M E R S		Invoice Amount:	\$145,823.31
MERS - SEPTEMBER 2022 EMPLOYEE AND EMPLO		Check Date:	09/28/2022
101-336-715.000	FIRE CHIEF ACCT - EMPLOYER CONTRIB		284.00
101-325-715.000	DISPATCH - EMPLOYER CONTRIB		12,352.00
101-336-715.000	FIRE - EMPLOYER CONTRIB		57,390.00
101-301-715.000	POAM - EMPLOYER CONTRIB		37,595.00
101-301-715.000	COAM - EMPLOYER CONTRIB		15,655.65
101-000-245.325	DISPATCH - EMPLOYEE CONTRIB		3,176.85
101-000-245.336	FIRE - EMPLOYEE CONTRIN.		7,355.68
101-000-245.301	POAM-EMPLOYEE CONTRIB.		10,193.40
101-000-245.301	COAM - EMPLOYEE CONTRIB.		1,820.73
MAAS, CARLAS		Invoice Amount:	\$221.10
MEDICARE PART B - OCTOBER 2022		Check Date:	09/28/2022
101-336-875.000	MEDICARE PART B - OCTOBER 2022		221.10
MICHIGAN CONFERENCE OF TEAMSTERS		Invoice Amount:	\$12,616.80
HEALTH INSURANCE -SEPTEMBER 2022 (DPW) (Check Date:	09/28/2022
592-537-718.000	BARTLETT, JAMES		1,802.40
592-537-718.000	MELOW, STEVEN		1,802.40
592-537-718.000	OVERAITIS, JOSEPH		1,802.40
592-537-718.000	SCHOLTEN, JAMES		1,802.40
592-537-718.000	THOMAS, JAMES		1,802.40
592-537-718.000	NELSON, DAVID		1,802.40
592-537-718.000	PUMPHREY, ZACHARY		1,802.40
CHARTER TWSP OF PLYMOUTH		Invoice Amount:	\$14,031.39
PLYMOUTH TOWNSHIP - WATER/SEWER -- SEPT		Check Date:	09/28/2022
101-171-922.000	SUPERVISOR		21.62
101-228-922.000	INFO SERVICES		18.24
101-257-922.000	ASSESSORS		7.43
101-215-922.000	CLERK		30.89
101-253-922.000	TREASURER		11.15
101-673-922.000	BUILDING-SENIOR SERVICES		916.52
101-301-922.000	POLICE		93.91
101-325-922.000	DISPATCH		35.13
101-351-922.000	LOCK UP		28.71
101-336-922.000	FIRE		1,999.71
101-371-922.000	BUILDING		26.69
101-701-922.000	PLANNING		2.03
101-751-922.000	PARK		8,750.80
596-528-922.000	RUBBISH		1.01
592-536-922.000	ADM/GEN EXPENSE		30.74
592-537-922.000	POWER & PUMPING		1,662.49
588-596-922.000	FRIENDSHIP STATION		58.44
101-265-922.000	BUILDING		0.68
592-537-938.000	WATER FLUSHING		323.19
101-191-922.000	FINANCE DEPT.		12.01

Charter Township of Plymouth

AP Invoice Listing - Board Report

VENDOR INFORMATION

INVOICE INFORMATION

SIMPLIFILE, LC			Invoice Amount:	\$36.25
BD Bond Refund			Check Date:	09/28/2022
	101-371-283.018	BBD22-0071		36.25
KALLIS ENTERPRISES			Invoice Amount:	\$28.75
BD Bond Refund			Check Date:	09/28/2022
	101-371-283.018	BBD22-0071		28.75
Cipparrone Contracting INC			Invoice Amount:	\$2,000.00
BD Bond Refund			Check Date:	09/28/2022
	101-371-283.005	BBD22-0065 - PSW22-0026		2,000.00
Quick Pass Car Wash			Invoice Amount:	\$2,000.00
BD Bond Refund			Check Date:	09/28/2022
	101-371-283.002	BP21-0104 - PB21-0670		2,000.00
Robertson Margate LLC			Invoice Amount:	\$1,500.00
BD Bond Refund			Check Date:	09/28/2022
	101-371-283.001	BP22-0127 - PB21-1092		1,500.00
CORELOGIC			Invoice Amount:	\$4,329.59
2022 Sum Tax Refund 78 034 01 0071 000			Check Date:	09/28/2022
	703-000-202.000	Accounts Payable		4,329.59
CORELOGIC			Invoice Amount:	\$3,362.76
2022 Sum Tax Refund 78 051 07 0027 000			Check Date:	09/28/2022
	703-000-202.000	Accounts Payable		3,362.76
CORELOGIC			Invoice Amount:	\$3,652.36
2022 Sum Tax Refund 78 052 99 0017 701			Check Date:	09/28/2022
	703-000-202.000	Accounts Payable		3,652.36
CORELOGIC			Invoice Amount:	\$990.81
2022 Sum Tax Refund 78 052 99 0017 702			Check Date:	09/28/2022
	703-000-202.000	Accounts Payable		990.81
CORELOGIC			Invoice Amount:	\$990.81
2022 Sum Tax Refund 78 052 99 0017 703			Check Date:	09/28/2022
	703-000-202.000	Accounts Payable		990.81
CORELOGIC			Invoice Amount:	\$1,376.59
2022 Sum Tax Refund 78 059 03 0293 000			Check Date:	09/28/2022
	703-000-202.000	Accounts Payable		1,376.59
CORELOGIC			Invoice Amount:	\$2,838.77
2022 Sum Tax Refund 78 063 05 0009 000			Check Date:	09/28/2022
	703-000-202.000	Accounts Payable		2,838.77
CORELOGIC			Invoice Amount:	\$864.45
2022 Sum Tax Refund 78 065 02 0182 000			Check Date:	09/28/2022
	703-000-202.000	Accounts Payable		864.45
CORELOGIC			Invoice Amount:	\$1,320.36
2022 Sum Tax Refund 78 065 02 0298 000			Check Date:	09/28/2022
	703-000-202.000	Accounts Payable		1,320.36

Total Amount to be Disbursed:

\$274,619.92



CHARTER TOWNSHIP OF PLYMOUTH REQUEST FOR BOARD ACTION

MEETING DATE: October 11, 2022

ITEM: Request for Approval: Amendment #4 to the Saint John's Resort Planned Unit Development (PUD) Contract - *Resolution #2022-10-11-64*

PRESENTERS: The Pulte Family, Applicant
Jeremy Schrot, PE, Township Engineer, Spalding DeDecker

BACKGROUND:

The Applicant proposes a Fourth Amendment to the approved and recorded Planned Unit Development (PUD) Contract for the Saint John's Resort (formerly known as the Inn at St. John's Golf Course and Banquet Center) located at 44045 Five Mile Road.

The proposed Amendment allows for modifications to the area generally located near the existing Carl's Golfland facility. These modifications include the relocation of a 4,500 square foot putting green, additional space for outdoor dining next to the renovated pro-shop and restaurant, space for a demountable tent structure for events, the removal/relocation of several parking spaces, and the addition of new sidewalks and landscaping. Full engineering and planning (administrative) review for this development is required, prior to any Building Permits.

Below is a summary of the past Amendments to the PUD Contract:

- **Amendment #1** (*Resolution #2022-02-22-11*): Authorized approval of a ballroom addition (14,000 SF), a ceremony pavilion (5,500 SF), a pro-shop addition (4,000 SF) and related site improvements.
- **Amendment #2** (*Resolution #2022-06-14-33*): Authorized approval of a new pump house (540 SF), landscaping, entrance signage, and associated minor improvements.
- **Amendment #3** (*Resolution #2022-10-04-63*): Authorized approval to carve out the proposed Parcel B (8.08 acres) along Sheldon Road for future redevelopment.
- **Amendment #4:** *Currently under consideration, allows for improvements and additions to the area generally located near the existing Carl's Golfland facility.*

The Applicant has presented the Township with an Amended PUD Contract and associated Exhibits (enclosed). This Fourth Amendment to the PUD Contract is recommended for approval, as noted in the enclosed resolution, subject to any necessary modifications identified by Township Attorney Kevin Bennett and Township Engineer Jeremy Schrot.

PROPOSED MOTION:

I move to adopt Resolution #2022-10-11-64 authorizing approval of the Fourth Amendment to the Planned Unit Development Contract for the Saint John's Resort (44045 Five Mile Road), subject to any necessary modifications identified by the Township Attorney and Township Engineer.

Moved By _____ Seconded By _____

ROLL CALL:

___ Vorva, ___ Buckley, ___ Curmi, ___ Monaghan, ___ Doroshewitz, ___ Heise, ___ Stewart

**STATE OF MICHIGAN
COUNTY OF WAYNE
CHARTER TOWNSHIP OF PLYMOUTH**

**RESOLUTION TO APPROVE AMENDMENT #4, AN AMENDMENT TO A
PREVIOUSLY APPROVED PLANNED UNIT DEVELOPMENT (PUD) CONTRACT**

RESOLUTION #2022-10-11-64

At a regular meeting of the Charter Township of Plymouth Board of Trustees (the 'Board'), held at Township Hall, 9955 N. Haggerty Road, Plymouth, Michigan on October 11, 2022, the following resolution was offered:

WHEREAS, the Applicant of 44045 Five Mile Road, the Pulte Family, has requested a Fourth Amendment to the previously approved and recorded Planned Unit Development (PUD) Contract for the Saint John's Resort (Golf Course and Banquet Center),

WHEREAS, the proposed Fourth Amendment will allow for the addition of a 4,500 square foot putting green, additional space for outdoor dining next to the renovated pro-shop and restaurant, space for a demountable tent structure for events, the removal/relocation of several parking spaces, and the addition of new sidewalks and landscaping, among other site improvements, and,

WHEREAS, the Board of Trustees, per Zoning Ordinance No. 99: Article 23, has the ability to grant final approval for a Planned Unit Development and any subsequent amendments to a previously approved PUD Contract, and,

NOW, THEREFORE, BE IT RESOLVED that the Charter Township of Plymouth Board of Trustees does hereby approve Resolution #2022-10-11-64, authorizing approval of the Fourth Amendment to the Planned Unit Development Contract for the Saint John's Resort (44045 Five Mile Road), subject to any final modifications identified by the Township Attorney and Engineer.

Motion By: _____ **Seconded By:** _____

Roll Call:

___ Vorva, ___ Buckley, ___ Curmi, ___ Monaghan, ___ Doroshewitz, ___ Heise, ___ Stewart

MOTION CARRIED _____

MOTION DEFEATED _____

FOURTH AMENDMENT TO PLANNED UNIT DEVELOPMENT CONTRACT

THIS FOURTH AMENDMENT TO PLANNED UNIT DEVELOPMENT CONTRACT (this "Fourth Amendment") is made effective as of October ____, 2022, by and between the Charter Township of Plymouth, a Michigan municipal corporation (the "Township"), whose address is 42350 Ann Arbor Road, Plymouth, Michigan 48170, and Pulte Family Properties SJ LLC, a Michigan limited liability company ("Owner"), whose address is 500 Woodward Avenue, Suite 3500, Detroit, Michigan 48226.

Recitals

A. The Township and Owner are parties to a certain Planned Unit Development Contract dated August 6, 2004, and recorded on January 13, 2005, in Liber 41999, Page 308, Wayne County Records, as amended by a First Amendment to Planned Unit Development Contract dated February 23, 2022, and recorded on February 28, 2022, in Liber 57435, Page 1334, Wayne County Records, as further amended by a Second Amendment to Planned Unit Development Contract dated June 20, 2022, and recorded on June 21, 2022, in Liber 57700, Page 1360, Wayne County Records, and as further amended by a Third Amendment to Planned Unit Development Contract dated October ____, 2022, and recorded on October ____, 2022, in Liber ____, Page ____, Wayne County Records (collectively, the "Agreement"), pertaining to real property situated in the Charter Township of Plymouth, Oakland County, Michigan, being more particularly described in attached **Exhibit A-4** (the "P.U.D. AREA").

B. Owner desires to make certain improvements to the portion of the P.U.D. AREA as depicted in attached **Exhibit B-4** (the "Fourth Amendment General Development Plan"), including (i) a new platform/patio to accommodate a demountable tent structure for outdoor events (2,500 s.f. for tent area and 2,750 s.f. for surrounding patio areas), (ii) an expanded outdoor seating area for the renovated pro shop/restaurant adjacent to the building (5,400 s.f. seating area), (iii) relocation of the putting green adjacent to the pro shop (4,500 s.f.), (iv) expansion of the current eastern perimeter road to two-way boulevard, 75 feet in width by 880 feet in length, (v) expansion of the current eastern access road to truck loading dock, varying from 24 feet wide to 38 feet wide to accommodate truck maneuvering space, 330 feet in length (area to include visual screening and landscape improvements), (vi) addition of 34 new parking spaces at the golf club drop-off area, and (vii) an underground stormwater retention area for future ballroom storm drainage (approximately 2,600 s.f.) (collectively, the "Fourth Amendment P.U.D. AREA Improvements").

C. The Township has approved the Fourth Amendment General Development Plan and the Township and Owner have executed this Fourth Amendment for the purposes of, among other things, incorporating the Fourth Amendment General Development Plan into the Agreement and establishing a process for administrative approval of the final plans for the Fourth Amendment P.U.D. AREA Improvements in accordance with the Fourth Amendment General Development Plan.

NOW, THEREFORE, in consideration of the covenants and premises contained herein and for other good and valuable consideration, the receipt and sufficiency of which are hereby acknowledged, it is agreed as follows:

1. The Fourth Amendment General Development Plan has been approved by the Township and is hereby incorporated into the Agreement by reference. The portion of the P.U.D. AREA on which the Fourth Amendment P.U.D. Area Improvements is proposed shall be developed in accordance with the Fourth Amendment General Development Plan. To the extent the Fourth Amendment General Development Plan is inconsistent with the Agreement or any of its exhibits, the Fourth Amendment General Development Plan shall control.

2. The Fourth Amendment General Development Plan serves as the basis for the Final Development Plan for the Fourth Amendment P.U.D. AREA Improvements, which shall be subject to review and approval by the Township's Administrative Committee, in terms of all aspects of the construction and development of the Fourth Amendment P.U.D. AREA Improvements.

3. In all other respects, other than as hereinabove indicated, the Agreement, including the exhibits attached thereto, is hereby ratified and confirmed.

[THE REMAINDER OF THIS PAGE IS INTENTIONALLY LEFT BLANK]

IN WITNESS WHEREOF, the undersigned have executed this Fourth Amendment effective as of the day and year first written above.

TOWNSHIP:

CHARTER TOWNSHIP OF PLYMOUTH, a
Michigan municipal corporation

By: _____
Kurt Heise, Supervisor

By: _____
Jerry Vorva, Clerk

STATE OF MICHIGAN)
) ss
COUNTY OF WAYNE)

The foregoing instrument was acknowledged before me on October _____, 2022, by Kurt Heise, Supervisor, and Jerry Vorva, Clerk, of the Charter Township of Plymouth, a Michigan municipal corporation, on behalf of the municipal corporation.

_____, Notary Public
_____, County, Michigan
My commission expires: _____
Acting in _____ County

[SIGNATURES CONTINUED ON FOLLOWING PAGE]

OWNER:

PULTE FAMILY PROPERTIES SJ LLC, a
Michigan limited liability company

By: _____
Mark T. Pulte, Manager

STATE OF _____)
) ss
COUNTY OF _____)

The foregoing instrument was acknowledged before me on October _____, 2022, by Mark T. Pulte, Manager of Pulte Family Properties SJ LLC, a Michigan limited liability company, on behalf of the limited liability company.

_____, Notary Public
_____, County, _____
My commission expires: _____
Acting in _____ County

PREPARED BY AND WHEN RECORDED RETURN TO:

Brandon J. Muller
Clark Hill PLC
151 South Old Woodward Avenue, Suite 200
Birmingham, Michigan 48009

Exhibit A-4

Legal Description

Parcel 6:

Part of the Northeast 1/4 of Section 22, Town 1 South, Range 8 East and Lots 1 through 18, Rollins Acres Subdivision, as recorded in Liber 69, Page 21 of Plats, and vacated Rollins Road (43 feet wide), adjacent Lot 1, also part of Lot 75 of Supervisor's Plymouth Plat No. 5 Subdivision, as recorded in Liber 66, Page 36 of Plats, being part of the Northwest 1/4 of Section 23, Town 1 South, Range 8 East, Wayne County Records, described as follows: Beginning at the Northeast corner of Section 22, South 0 degrees 37 minutes 10 seconds East 33.16 feet to a point of beginning; also the Northwest corner of Lot 75; thence South 85 degrees 01 minute 45 seconds East 702.76 feet to the Northeast corner of Lot 75; thence South 13 degrees 34 minutes 30 seconds West 1114.52 feet along the West right-of-way line of Pere Marquette Railroad; thence along an arc to the left 696.06 feet, having a radius of 5711.82 feet to a point of curve; thence along an arc to the left 88.33 feet, having a radius of 2914.93 feet to a point of curve; thence South 4 degrees 51 minutes 24 seconds West 149.86 feet to a point on the M-14 State Highway right-of-way; thence along an arc to the left 939.27 feet, having a radius of 2466.83 feet to a point of curve; thence North 89 degrees 51 minutes 30 seconds West 2148.69 feet to a point on the East right-of-way line of Sheldon Road; thence North 0 degrees 14 minutes 15 seconds East, 2584.50 feet to a point on the South right-of-way line of Five Mile Road (120 feet wide); thence due East 2597.49 feet; thence North 0 degrees 37 minutes 10 seconds West 26.84 feet to a point of beginning, except that part conveyed to the Michigan State Highway Commission by deed recorded in Liber 19206, Page 141.

Less and except the following described parcel:

Part of the Northeast 1/4 of Section 22, Town 1 South, Range 8 East, Plymouth Twp., Wayne County, Michigan, and Lots 1 thru 3 and East 143.00 ft. of Lot 4 and the West 20 ft. of Lot 10 and Lots 11 thru 18, Rollins Acres Sub. as recorded in L. 69, p. 21 of Plats and Rollins Road (43 ft. WD.) to be vacated, also part of Lot 75 Supervisor's Plymouth Plat #5 as recorded in L. 66, p. 36 of plats. Being part of N.W. 1/4 Section 23, T 1 S, R 8 E, described as follows: Beginning at the Northeast corner of Section 22, S. 0° 37' 10" E. 33.16 ft. to a point of beginning, being also the Northwest corner of Lot 75, thence S. 85° 01' 45" E. 702.76 ft., to the Northeast corner of Lot 75, thence S. 13° 34' 30" W. 1114.52 ft., along the West R.O.W. line of Pere Marquette Railroad; thence along an arc to the left 696.06 ft., having a radius of 5711.82 ft., to a point of curve, thence along an arc to the left 88.33 ft., having a radius of 2914.93 ft., to a point of curve, thence S. 4° 51' 24" W. 149.86 ft., to a point on the M-14 State Hwy R.O.W., thence along an arc to the left 939.27 ft., having a radius of 2466.83 ft., to a point of curve, thence N. 89° 51' 30" W. 2148.69 ft., to a point on the East R.O.W. line of Sheldon R., thence N. 0° 14' 15" E. 2584.50 ft., to a point on the South R.O.W. line of Five Mile Rd. (120 ft. WD.), thence due East 790 ft., thence due South 1620.00 ft.; thence due East 1094.98 feet; thence due North 1620.00 feet; thence due East 712.51 feet; thence North 0 degrees 37 minutes 10 seconds West 26.84 feet to Point of Beginning.

The surveyed legal description of the above described Parcel 6 is as follows:

Lot 4 except the East 143.00 feet, all of Lots 5 thru 9 and Lot 10 except the West 20.00 feet of Rollins Acres, as recorded in Liber 69 of Plats, page 21, Wayne County Records, being a part of Section 15, Town 1 South, Range 8 East, Wayne County, Michigan, being described as:

Commencing at the Northeast corner of Section 15; thence South 86 degrees 49 minutes 06 seconds West 711.52 feet along the North line of Section 15; thence South 03 degrees 10 minutes 54 seconds East 60.00 feet to the Southerly Right of Way line of Five Mile Road (120.00 feet wide) and the Point of Beginning; thence continuing South 03 degrees 10 minutes 54 second East (record Due South) 1620.00 feet; thence South 86 degrees 49 minutes 06 seconds West (Record Due West) 1094.98 feet; thence North 03 degrees 10 minutes 54 seconds West (record Due North) 1620.00 feet to the Southerly Right of Way line of Five Mile Road; thence North 86 degrees 49 minutes 06 seconds East 1094.98 feet along the Southerly Right of Way Line of Five Mile Road to the Point of Beginning.

(Parts of Parcel Numbers 78018030075302, 78013990001001 and 78013010001301)

Parcel 7:

Part of the Northeast 1/4 of Section 22, Town 1 South, Range 8 East, Plymouth Twp., Wayne County, Michigan, and Lots 1 thru 3 and East 143.00 ft. of Lot 4 and the West 20 ft. of Lot 10 and Lots 11 thru 18, Rollins Acres Sub. as recorded in L. 69, p. 21 of Plats and Rollins Road (43 ft. WD.) to be vacated, also part of Lot 75 Supervisor's Plymouth Plat #5 as recorded in L. 66, p. 36 of plats. Being part of N.W. 1/4 Section 23, T 1 S, R 8 E, described as follows:

Beginning at the Northeast corner of Section 22, S. 0° 37' 10" E. 33.16 ft. to a point of beginning, being also the Northwest corner of Lot 75, thence S. 85° 01' 45" E. 702.76 ft., to the Northeast corner of Lot 75, thence S. 13° 34' 30" W. 1114.52 ft., along the West R.O.W. line of Pere Marquette Railroad; thence along an arc to the left 696.06 ft., having a radius of 5711.82 ft., to a point of curve, thence along an arc to the left 88.33 ft., having a radius of 2914.93 ft., to a point of curve, thence S. 4° 51' 24" W. 149.86 ft., to a point on the M-14 State Hwy R.O.W., thence along an arc to the left 939.27 ft., having a radius of 2466.83 ft., to a point of curve, thence N. 89° 51' 30" W. 2148.69 ft., to a point on the East R.O.W. line of Sheldon Rd., thence N. 0° 14' 15" E. 2584.50 ft., to a point on the South R.O.W. line of Five Mile Rd. (120 ft. WD.), thence due East 790 ft., thence due South 1620.00 ft., thence due East 1094.98 ft., thence due North 1620.00 ft., thence due East 712.51 ft., thence N. 0° 37' 10" W. 26.84 ft., to point of beginning.

Less and except Legal Description in Warranty Deed recorded in Liber 19206, Page 141.

The surveyed legal description of the above described Parcel 7 is as follows:

Lots 1 thru 3, 11 thru 18, Parts of Lots 4 and 10 and vacated Rollins Road (43.00 feet wide) of Rollins Acres, as recorded in Liber 69 of Plats, Page 21, Wayne County Records, being a part of the Northeast Quarter of Section 22, Town 1 South, Range 8 East, Plymouth Township, Wayne County, Michigan, and part f Lot 75 of Supervisor's Plymouth Plat No. 5 as recorded in Liber 66 of Plats, Page 36, Wayne County Records, being a part of the Northwest Quarter of Section 23,

Town 1 South, Range 8 East, Plymouth Township, Wayne County, Michigan, all being described as:

Commencing at the Northeast corner of Section 22; thence South 03 degrees 47 minutes 52 seconds East (record South 00 degrees 37 minutes 10 seconds East) 33.16 feet along the East line of Section 22 to the Northwest corner of Lot 75 of Supervisor's Plymouth Plat No. 5 as recorded in Liber 66 of Plats, Page 36, Wayne County Records and the Point of Beginning; thence South 88 degrees 11 minutes 56 seconds East (record South 85 degrees 01 minutes 45 seconds West) 702.76 feet along the North line of Lot 75 of Supervisor's Plat No. 5; thence along the East line of Lot 75 of Supervisor's Plat No. 5 the following four (4) courses: South 10 degrees 23 minutes 36 seconds West 1114.52 feet (record South 13 degrees 34 minutes 30 seconds West 1114.38 feet), Southerly along a tangent curve, concave to the East, having a central angle of 06 degrees 58 minutes 56 seconds, a radius of 5711.82 feet, an arc length of 696.06 feet, and whose chord bears South 06 degrees 54 minutes 08 seconds West 695.63 feet, Southerly along a tangent curve concave to the East, having a central angle of 01 degrees 44 minutes 10 seconds, a radius of 2914.93 feet, an arc length of 88.33 feet, and whose chord bears South 02 degrees 32 minutes 35 seconds West 88.33 feet and South 01 degrees 40 minutes 30 seconds West (record South 04 degrees 51 minutes 24 seconds West) 75.12 feet; thence Southeasterly along a non-tangent curve concave to the Southeast, having a central angle of 23 degrees 52 minutes 57 seconds, a radius of 2532.83 feet, an arc length of 1055.76 feet, and whose chord bears South 50 degrees 12 minutes 50 seconds West 1048.13 feet; thence South 86 degrees 52 minutes 48 seconds West (rec. North 89 degrees 51 minutes 30 seconds West) 2007.46 feet; thence North 02 degrees 57 minutes 00 seconds West 114.05 feet; thence South 86 degrees 52 minutes 48 seconds West 60.00 feet to the Easterly Right of Way line of Sheldon Road (120.00 feet wide); thence North 02 degrees 57 minutes 00 seconds West 2473.79 feet along the Easterly Right of Way Line of Sheldon Road to the Southerly Right of Way Line of Five Mile Road (120.00 feet); thence North 86 degrees 49 minutes 06 seconds East (rec. due East) 790.00 feet; thence South 03 degrees 10 minutes 54 seconds East (rec. due South) 1620.00 feet; thence North 86 degrees 49 minutes 06 seconds East (rec. due East) 1094.98 feet; thence North 03 degrees 10 minutes 54 seconds West (rec. due North) 1620.00 feet; thence North 86 degrees 49 minutes 06 seconds East 712.17 feet (rec. due East 712.51 feet); thence North 03 degrees 48 minutes 04 seconds West (rec. North 0 degrees 37 minutes 10 seconds West) 26.84 feet to the Point of Beginning.

(Parts of Parcel Numbers 78018030075302, 78013990001001 and 78013010001301)

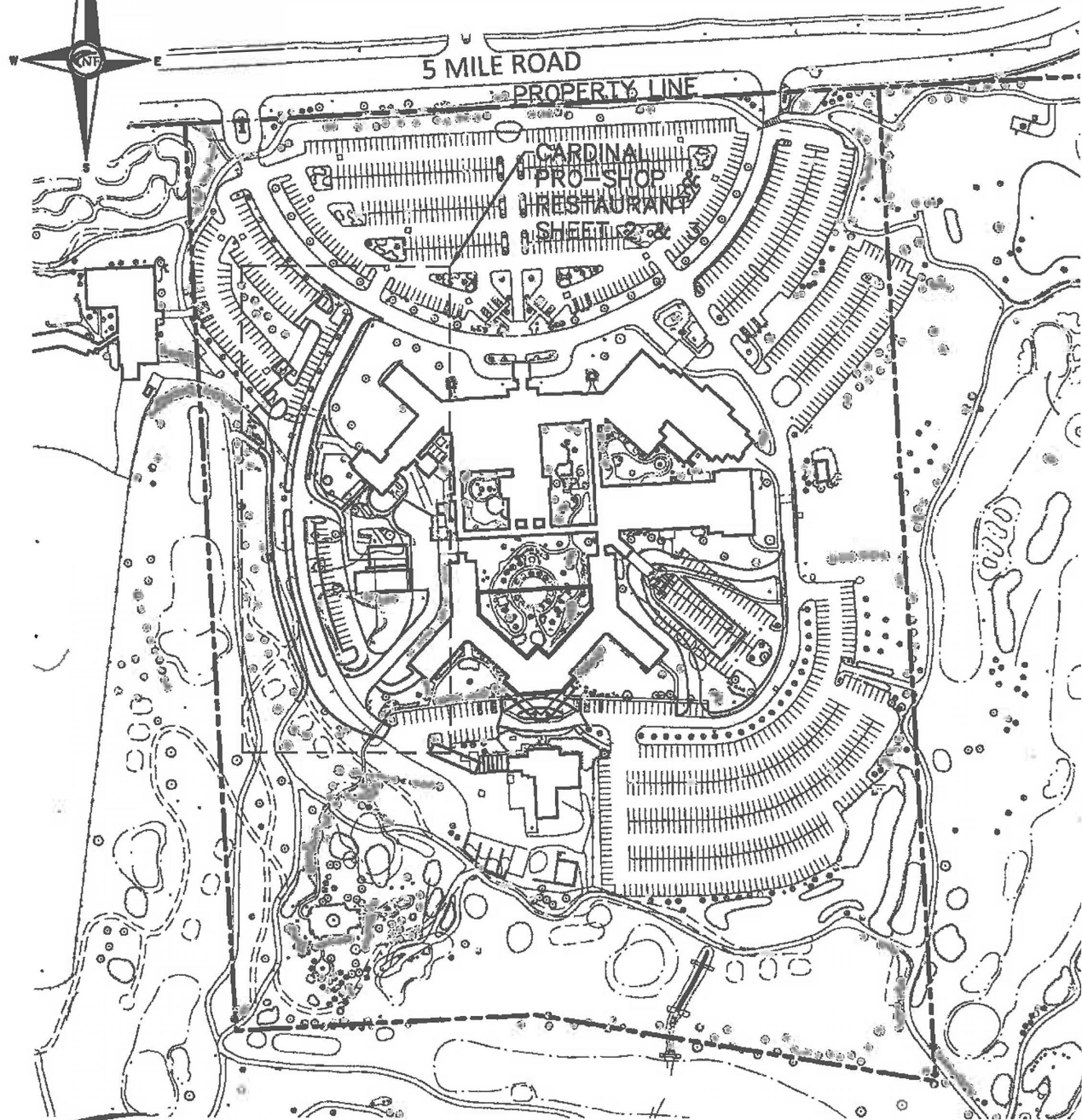
Exhibit B-4

Fourth Amendment General Development Plan

[SEE ATTACHED]

Exhibit B-4

INN AT ST. JOHNS P.U.D. AMENDMENT



NF
ENGINEERS

NOWAK & FRAUS ENGINEERS
46777 WOODWARD AVE.
PONTIAC, MI 48342-5032
TEL. (248) 332-7931
FAX. (248) 332-8257

GENERAL DEVELOPMENT PLAN

PREPARED FOR:
INN AT ST. JOHNS
44045 FIVE MILE RD.
PLYMOUTH TWP., MI

SCALE
1" = 250'

DATE
09-30-2022

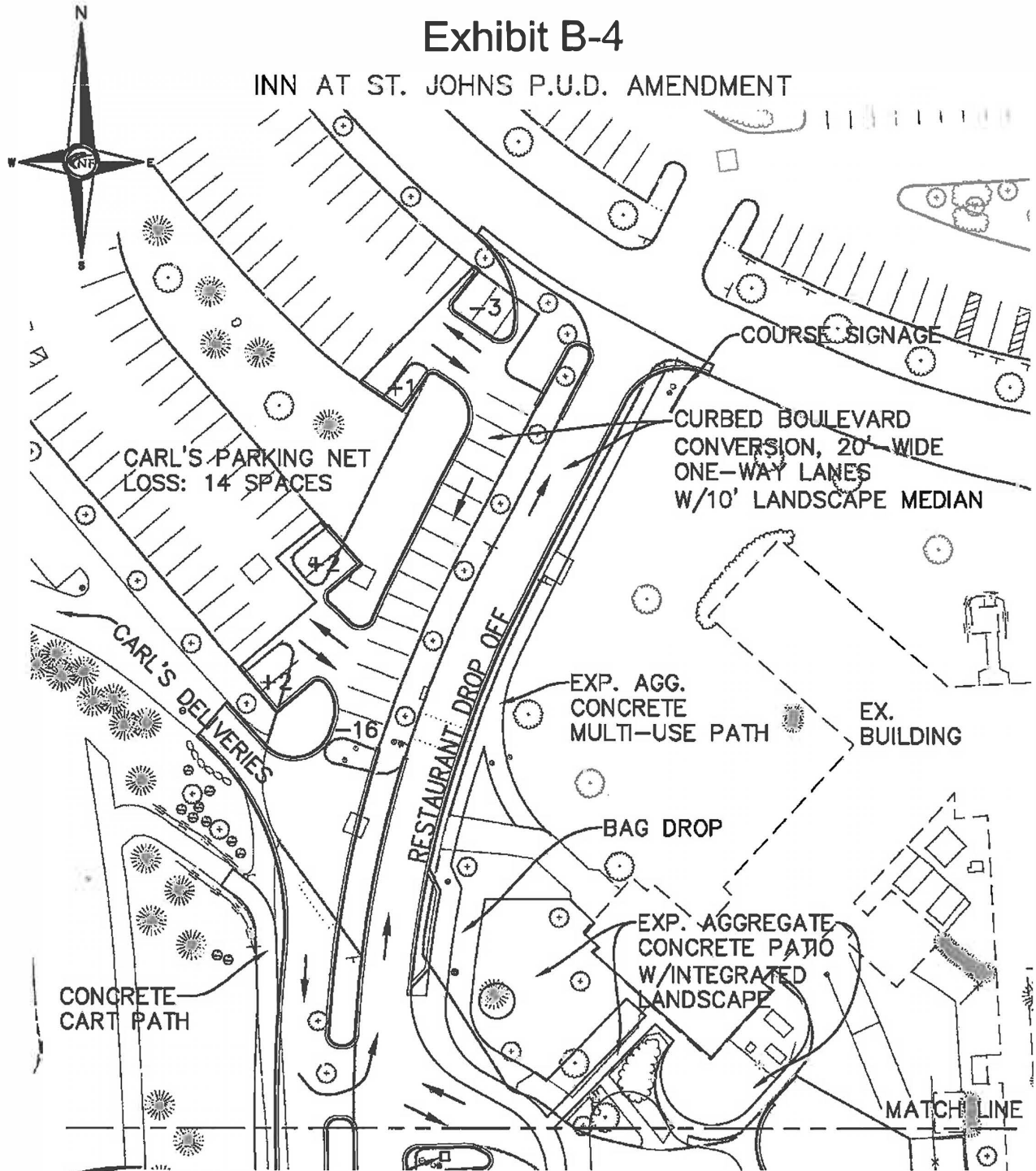
DRAWN
JL

JOB NO.
M807

SHEET
1 of 3

Exhibit B-4

INN AT ST. JOHNS P.U.D. AMENDMENT



DETAILED DEVELOPMENT PLAN NORTH



NOWAK & FRAUS ENGINEERS
 46777 WOODWARD AVE.
 PONTIAC, MI 48342-5032
 TEL. (248) 332-7931
 FAX. (248) 332-8257

PREPARED FOR:
 INN AT ST. JOHNS
 44045 FIVE MILE RD.
 PLYMOUTH TWP., MI

SCALE
 1" = 60'

DATE
 09-30-2022

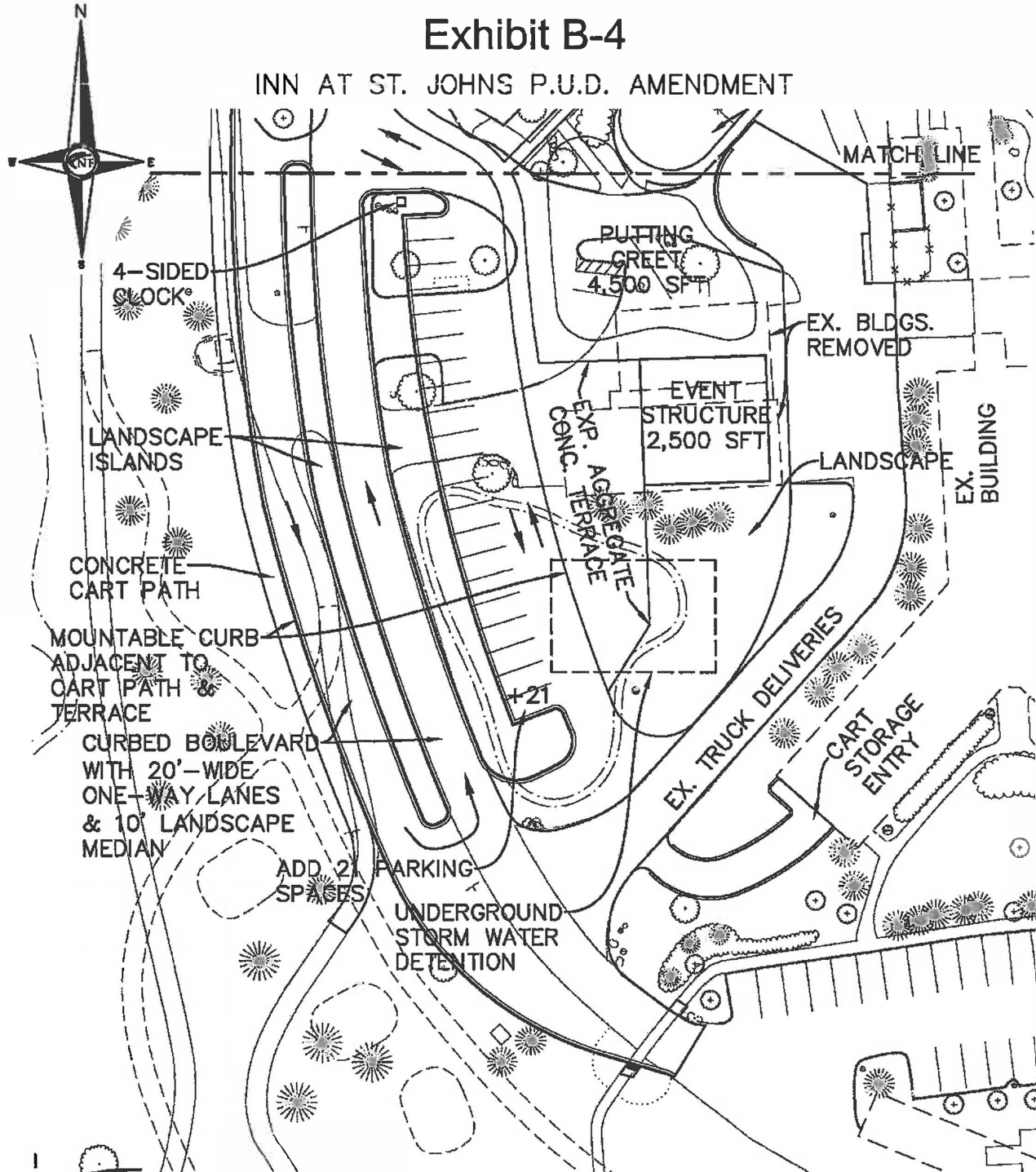
DRAWN
 JL

JOB NO.
 M807

SHEET
 2 of 3

Exhibit B-4

INN AT ST. JOHNS P.U.D. AMENDMENT



DETAILED DEVELOPMENT PLAN SOUTH



NOWAK & FRAUS ENGINEERS
 46777 WOODWARD AVE.
 PONTIAC, MI 48342-5032
 TEL. (248) 332-7931
 FAX. (248) 332-8257

PREPARED FOR:
 INN AT ST. JOHNS
 44045 FIVE MILE RD.
 PLYMOUTH TWP., MI

SCALE
 1" = 60'

DATE
 09-30-2022

DRAWN
 JL

JOB NO.
 M807

SHEET
 3 of 3



CHARTER TOWNSHIP OF PLYMOUTH REQUEST FOR BOARD ACTION

MEETING DATE: October 11, 2022

ITEM: Ann Arbor Road Sidewalk TAP Grant Application
Resolution #2022-10-11-65

PRESENTER: Township Engineer Jeremy Schrot, PE

BACKGROUND:

The CSX Railroad bridge crossing over Ann Arbor Road currently lacks a pedestrian walkway along Ann Arbor Road. The proposed 5-foot-wide concrete sidewalk along the north side of Ann Arbor Road would extend from existing sidewalks at the east and west end to complete a quarter mile long gap in the existing sidewalk. A retaining wall is also to be constructed to achieve the proposed grading. The Township has already completed a Municipal Agreement with MDOT who has jurisdiction of Ann Arbor Road. The agreement states that the Township will be responsible for all costs, maintenance and repairs of the sidewalk within a state trunkline right of way.

The Ann Arbor Road Sidewalk provides a much-needed safe walkway under the CSX Railroad Bridge along Ann Arbor Road in Plymouth Township. The estimate for construction (including engineering) on this gap is approximately \$900,000. The Township would like to submit this project for a Transportation Alternatives Program (TAP) grant, which will cover 65% of the eligible construction work. The Township's total match including construction and soft costs is estimated at \$315,000. The Township Supervisor will act as the representative on behalf of Plymouth Township during project development and will sign the agreement upon receipt of a grant funding award. Plymouth Township has assumed responsibility for all engineering, permits, administration, potential cost overruns and any non-participating items.

ACTION REQUESTED:

Approve the Township to work with MDOT to submit for the TAP and SEMCOG grant in accordance with the Township ordinances with the intent to bid this project in early 2023 with construction to commence in summer 2023 assuming grant is secured.

RECOMMENDATION:

Approve

PROPOSED MOTION: I move to approve Resolution #2022-10-11-65, authorizing the Township to coordinate with MDOT and/or additional funding agencies to submit for the Ann Arbor Road Sidewalk TAP and SEMCOG Grant.

Moved By _____ Seconded By _____

ROLL CALL:

____ Heise, ____ Vorva, ____ Doroshewitz, ____ Stewart, ____ Monaghan, ____ Curmi, ____ Buckley

**STATE OF MICHIGAN
COUNTY OF WAYNE
CHARTER TOWNSHIP OF PLYMOUTH**

**RESOLUTION TO SUBMIT A TAP GRANT APPLICATION FOR
THE ANN ARBOR ROAD SIDEWALK
RESOLUTION #2022-10-11-65**

At a regular meeting of the Charter Township of Plymouth Board of Trustees, Wayne County, Michigan, held at the Township Hall located at 9955 N. Haggerty Road, Plymouth Michigan on October 11, 2022, at 7:00 p.m.

WHEREAS, it is the intention of the Charter Township of Plymouth Board of Trustees to enter into an agreement to submit a TAP grant application for the improvements to Ann Arbor Road Sidewalk. The project scope includes constructing a 5-foot-wide concrete sidewalk along the north side of Ann Arbor Road extending from existing sidewalks at the east and west end. The proposed walk will improve walkability of Ann Arbor Road and provide a safe route for pedestrians under the CSX railroad bridge crossing.

NOW, THEREFORE, BE IT RESOLVED that the Charter Township of Plymouth Board of Trustees does hereby approve Resolution #2022-10-11-65 authorizing the Township to submit a TAP grant application for the Ann Arbor Road Sidewalk and will provide a 35% match (20% minimum).

Motion By:_____ **Seconded By:**_____

Roll Call:

___ Heise, ___ Vorva, ___ Doroshewitz, ___ Stewart, ___ Monaghan, ___ Curmi, ___ Buckley

Certification

I, Jerry Vorva, Clerk of the Charter Township of Plymouth, do hereby certify that the above is a true and complete copy of a resolution offered to and supported by the Board of Trustees of the Charter Township of Plymouth on Tuesday, October 11, 2022.

Jerry Vorva, Clerk

OPINION OF PROBABLE CONSTRUCTION COST

PROJECT NAME: ANN ARBOR RD SIDEWALK
CLIENT NAME: PLYMOUTH CHARTER TOWNSHIP
PREPARED BY: AD

PROJECT NO: PL20-008
DATE: 23-Sep-21

NO.	ITEM	QUANTITY	UNIT	PRICE	TOTAL
1	2.02 Bonds, Insurance and Mobilization (10% Max)	1	LS	\$ 66,000.00	\$ 66,000.00
2	2.02 Pre-Construction Audio-Visual	1	LS	\$ 3,000.00	\$ 3,000.00
3	30.13 Soil Erosion Control Measures	1	LS	\$ 6,500.00	\$ 6,500.00
4	30.14 Temporary Traffic Control	1	LS	\$ 20,000.00	\$ 20,000.00
5	M204 Pavt, Rem	251	SY	\$ 20.00	\$ 5,020.00
6	30.20 Curb and Gutter, Conc, Remove	59	FT	\$ 25.00	\$ 1,475.00
7	M301 Subbase, CIP	35	CY	\$ 58.00	\$ 2,030.00
8	30.16 Shared use Path, Grading	1,425	FT	\$ 52.00	\$ 74,100.00
9	M205 Excavation, Earth	35	CY	\$ 35.00	\$ 1,225.00
10	30.17 Underdrain, Subgrade, 6 Inch	948	FT	\$ 11.00	\$ 10,428.00
11	30.18 Dr Structure Cover, Adj, Case 1	5	EA	\$ 515.00	\$ 2,575.00
12	WC403(E) Misc Structure Cover, Adj	1	EA	\$ 1,400.00	\$ 1,400.00
13	M302 Aggregate Base, 6 Inch	1,405	SY	\$ 12.00	\$ 16,860.00
14	M302 Aggregate Base, 12 Inch	215	SY	\$ 16.00	\$ 3,440.00
15	M816 Topsoil Surface, Furn, 3 Inch	650	SY	\$ 8.00	\$ 5,200.00
16	M816 Topsoil Surface, Furn, 8 Inch	330	SY	\$ 12.00	\$ 3,960.00
17	M801 Driveway, Nonreinf Conc, 8 Inch	192	SY	\$ 50.00	\$ 9,600.00
18	M803 Sidewalk, Conc, 4 Inch	6,765	SF	\$ 7.00	\$ 47,355.00
19	MDOT Sidewalk, Conc, 6 Inch	368	SF	\$ 8.00	\$ 2,944.00
20	MDOT Curb Ramp Opening, Conc	7	FT	\$ 24.00	\$ 168.00
21	MDOT Curb and Gutter, Conc, Det F6	52	FT	\$ 22.00	\$ 1,144.00
22	30.22 ADA Detectable Warning Plate	5	SF	\$ 55.00	\$ 275.00
23	- Timber Rub Rail	262	FT	\$ 20.00	\$ 5,240.00
24	M808 Fence, Rustic Split Rail	50	FT	\$ 55.00	\$ 2,750.00
25	30.25 Modular Block Retaining Wall	2,808	FSF	\$ 125.00	\$ 351,000.00
26	- Metal Mesh Panels, Modified	292	SF	\$ 75.00	\$ 21,900.00
27	30.26 Restoration	3,200	SY	\$ 5.00	\$ 16,000.00
28	30.11 Permit Allowance	1,500	DLR	\$ 1.00	\$ 1,500.00
Construction Subtotal:					\$ 683,089.00
Design Engineering:				10.00%	\$ 68,308.90
Construction Contingency:				10%	\$ 68,308.90
Geotechnical Investigation:					\$ 4,500.00
29	1.04 Inspection (Crew Days at \$700/Day):	15			\$ 10,500.00
Contract Administration:				6.50%	\$ 44,400.79
Material Testing:				2.0%	\$ 13,661.78
ROW Acquisition:					
Permitting:					
[Other Non Bid Items]:					

OPINION OF PROBABLE CONSTRUCTION COST

Total Estimated Project Cost: \$ 892,769.00

In providing opinions of probable construction cost, the Client understands that the Consultant has no control over the cost or availability of labor, equipment or materials, or over market conditions or the Contractor's method of pricing, and that the Consultant's opinions of probable construction costs are made on the basis of the Consultant's professional judgement and experience. The Consultant makes no warranty, express or implied, that the bids or the negotiated cost of the Work will not vary from the Consultant's opinion of probable construction cost.



CHARTER TOWNSHIP OF PLYMOUTH REQUEST FOR BOARD ACTION

MEETING DATE: October 11, 2022

ITEM: FY2023 Proposed Component Unit Fund Budgets

PRESENTER: Supervisor Heise and Finance Director Moriarty

BACKGROUND: The Component Unit Fund's 2023 requested budgets include the Downtown Development Authority and the Brownfield Redevelopment Authority. We request that the Township Board formally receive and file these documents at tonight's meeting.

Discussions:

- FY2023 (243) Brownfield Redevelopment Fund
- FY2023 (248) Downtown Development Authority Fund

Key points:

- **Use of Fund balance of \$ 41,800 Brownfield Redevelopment Authority Fund;**
 - Proposed revenues of \$ 113,900;
 - \$ 155,700 in Brownfield Redevelopment Fund proposed expenditure budget.
- **Use of Fund Balance of \$324,500 FY2023 Downtown Development Authority Fund expenditure budget:**
 - FY2023 Downtown Development Authority Fund Proposed Revenue budget of \$637,800;
 - Downtown Development Authority Proposed Expenditures of \$ 962,300

**Budget Report for Charter Township of Plymouth
Component Units**

GL Number	Description	2021 Activity	2022 Projected Activity	2022 Amended Budget	2022 Actual	2024 Forecasted Budget	FY2023 Over FY2022 \$ Change	FY2023 Over FY2022 %
ESTIMATED REVENUES								
243-000-402.000	Tax - Real Property Taxes - Gen Gov't	57,800	44,400	45,000	44,000	115,400	64,900	146.2%
243-000-665.000	Interest Income	5,100	4,000	8,000	4,000	4,000	(4,000)	-100.0%
243-000-676.000	Reimbursements Revenue	7,300	-	100,000	-	-	(100,000)	-100.0%
Total Estimated Revenues		71,200	48,400	153,000	148,000	119,400	(39,100)	-25.5%
APPROPRIATIONS								
Dept 729 - Brownfield Redevelopment Authority								
243-729-801.000	Professional & Contractual Services (2023) Annual Financial Statements & BRA Auditor Charges	53,100	7,500	21,100	7,500	7,500	(13,600)	-68.5%
243-729-803.000	Professional - Engineering Services	-	10,000	15,000	10,000	10,000	(5,000)	-33.3%
243-729-804.000	Professional - Planning Services (2023) Planning - McKenna BRA Project Services (2023) Plymouth Walk (Elks Lodge) Redevelopment Project (2023) I-275 Corridor Project	53,100	7,500	21,100	7,500	7,500	(13,600)	-68.5%
243-729-806.000	Professional - Legal Services (2023) Miller Canfield Paddock & Stone	-	15,000	10,000	10,000	10,000	15,000	150.0%
243-729-814.000	Professional - Banking Services & Fees	-	100	100	100	100	-	0.0%
243-729-901.000	Publishing Services (2023) Board Meeting Announcements (50% with DOA Board)	-	200	-	200	200	200	100.0%
243-729-939.000	Environmental Redevelopment/Remediation	70,000	44,400	45,000	45,000	109,900	64,900	146.2%
243-729-969.000	Miscellaneous Expense	900	-	-	-	-	-	-100.0%
Totals for dept 729 - Brownfield Redevelopment Authority		124,600	82,200	96,200	155,700	140,700	59,500	61.9%
TOTAL APPROPRIATIONS		124,600	82,200	96,200	155,700	140,700	59,500	61.9%
NET OF REVENUES/APPROPRIATIONS - FUND 243		(53,400)	(33,800)	56,800	(41,800)	(21,300)	(98,600)	-173.6%

Budget Report for Charter Township of Plymouth Component Units

GL Number	Description	2021 Activity	2022 Projected Activity	2022 Amended Budget	2023 Appropriated Revised	2024 Forecasted Budget	FY2023 Over FY2022 \$ Change	FY2023 Over FY2022 % Change
ESTIMATED REVENUES								
248-000-402.000	Tax - Real Property Taxes - Gen Gov't	306,900	349,400	309,600	411,100	440,000	107,700	26.2%
248-000-573.000	Local Community Stabilization Share	107,500	105,700	105,700	105,700	105,700	-	0.0%
248-000-594.000	Local Grant - Non-Profit Local Grant (2023) DTE Local Grant/Rebate Award - Two(2) EV Charging Stations	-	-	-	110,000	-	110,000	100.0%
248-000-665.000	Interest Income	5,200	3,700	3,500	3,500	3,800	(4,700)	-125.7%
248-000-688.000	Miscellaneous Revenue/Income	-	-	1,000	1,000	1,000	-	0.0%
TOTAL ESTIMATED REVENUES		419,600	458,800	424,800	637,800	550,500	213,000	50.1%
APPROPRIATIONS								
Dept 727 - Downtown Development Authority								
248-727-757.000	Supplies - Operational Tools & Supplies	-	500	1,000	500	500	(500)	-100.0%
248-727-801.000	Professional & Contractual Services (2023) Diamond Proclean - Banners (2x) per year (2023) Annual Financial Audit Report	3,800	5,500	6,200	5,500	5,500	(700)	-13.2%
248-727-803.000	Professional - Engineering Services (2023) CSX Sidewalk Project Engineering design, solicitation, & inspections (2023) DDA project developments & meetings	120,300	15,000	15,000	25,000	25,000	10,000	40.0%
248-727-804.000	Professional - Planning Services	27,000	32,000	31,800	35,000	35,000	3,200	11.9%
248-727-814.000	Professional - Banking Services & Fees	-	200	800	200	200	(600)	-75.0%
248-727-821.000	Contractual Lawn/Landscaping Service (2023) Reliable/Sereno - Landscaping, Mowing, & Snow Removal Services (2023) Township Grounds Landscaping Beds (2023) PLM Lake & Land Management (2023) FY2022 Carry Forward - Pond Dredging Rehabilitation - Landscaping (2024) Reliable/Sereno - Landscaping & Mowing Services (2024) I-275 Corridor Tree Planting & Landscaping Project (2024) Township Grounds Landscaping Beds (2024) PLM Lake & Land Management	121,100	62,000	62,000	194,200	194,200	62,200	100.0%
248-727-901.000	Publishing Services (2023) Downtown Development Board Meetings	-	200	-	200	200	200	100.0%
248-727-920.000	Utilities - Electric	9,800	5,100	6,300	5,600	5,600	(1,000)	-15.6%
248-727-922.000	Utilities - Water & Sewer	11,500	23,800	23,800	26,300	26,300	1,200	5.0%
248-727-923.000	Utilities - Street Lights	16,900	18,500	19,300	20,300	20,300	100	0.5%
248-727-930.000	Land & Building Repairs (2023) FY2022 Carry Forward - Pond Dredging (2023) Downtown Development - Corridor Damage/Repairs (Fencing, Light Poles, & other Damage to land improvements) (2023) FY2023 DDA Sidewalk Replacement Project - Special Assessment	7,900	45,000	45,000	5,000	5,000	95,000	211.1%
248-727-931.000	Equipment Maintenance Svcs Agmt & Repair (2023) Downtown Development Light District - LED Lightbulbs, Lamp Globes, & other Streetlight Repairs	-	13,500	13,500	5,000	5,000	(8,500)	-62.9%

**Budget Report for Charter Township of Plymouth
Component Units**

GL Number	Description	2021 Activity	2022 Projected Activity	2022 Amended Budget	2023 Budget Forecast	2024 Forecast Budget	FY2023 Over FY2022 \$ Change	FY2023 Over FY2022 % Change
248-727-962.101	Intergov- Due To General Fund	26,300	26,100	26,100	27,000	28,000	900	3.3%
248-727-970.000	Capital Outlay	-	303,100	260,400	54,000	450,000	(210,400)	-40.8%
	(2023) Projected: Township Hall Entrance Concrete Replacement							
	(2023) Projected: Charge Point EV Stations & Maintenance Agreement							
	(2023) EV Station Project - Electrical Transformers, Conduit & Site Development							
	(2024) I-275 Plymouth Township Highway Welcome Sign					100,000		
	(2024) CSR Sidewalk Overpass Project					350,000		
248-966-995.805	Interfund Transfers Out - Spc Assmt Fund	-	-	-	500,000	-	500,000	100.0%
	(2023) Plymouth Walk (Elk's Lodge) Road Development Project From 248 ODA to 805 Special Assignment Fund							
TOTAL APPROPRIATIONS		344,600	550,500	511,200	962,300	800,800	451,100	88.2%
NET OF REVENUES/APPROPRIATIONS - FUND 248		75,000	(91,700)	(86,400)	(324,500)	(250,380)	(238,100)	275.6%



CHARTER TOWNSHIP OF PLYMOUTH REQUEST FOR BOARD ACTION

MEETING DATE: October 11, 2022

ITEM: FY2023 Enterprise Budget Requests

PRESENTER: Supervisor Heise and Finance Director Moriarty

BACKGROUND: For tonight's meeting Director Moriarty and Supervisor Heise will outline the Enterprise Fund 2023 requested budgets. We also request that the Township Board formally receive and file these documents at tonight's meeting.

Tonight's discussions:

- FY2023 (588) Transportation Fund
- FY2023 (592) Water & Sewer Fund
- FY2023 (596) Rubbish Collection Fund

Key points:

- FY2023 Transportation Fund expenditure budget of \$241,600;
- FY2023 Transportation Fund Revenue budget of \$230,300 with an expected fund balance use of \$11,300 of the Fund's \$91k in net position, as a transfer out, and into the ARPA fund for the purchase of (2) passenger vans;
- Balanced, \$13.6M FY2023 Water & Sewer Fund expenditure budget that includes capital outlay for projects and new equipment;
- FY2023 Water & Sewer Fund Revenue budget of \$15.3M with an expected surplus of \$1,697,600 primarily due to the reduction in WTUA Debt service;
- Balanced, \$1.7M FY2022 Rubbish Collection Fund expenditure budget;
- FY2023 Rubbish Collection Fund Revenue budget of \$1.6M with an expected surplus of \$71,500 with no requested increase to monthly garbage collection fees.

**Budget Report for Charter Township of Plymouth
Enterprise Funds**

GL Number	Description	2021 Activity	2022 Projected Activity	2022 Amended Budget	2022 Supervisor 7/1/2022 to 6/30/23	2024 Forecasted Budget	FY2023 Over FY2022 \$ Change	FY2023 From FY2022 % Change
ESTIMATED REVENUES								
588-000-528.000	Federal Grant - Other (2023) Plymouth Township SMART Grant Award (expires 6/30/2023)	12,400	1,500	7,300	7,300	-	100	1.3%
588-000-584.000	Contributions - Local Donations (2023) Public Donation - Senior Buses (2023) City of Plymouth - Senior Buses (2023) Other Donations	-	-	-	75,000	-	75,000	100.0%
588-000-586.000	Contribution- City of Plymouth Busing (2023) City of Plymouth Cost Share Based on Ridership (2023) City of Plymouth's SMART Grant Award	85,600	80,000	102,100	101,000	107,100	(4,100)	-4.0%
588-000-587.000	Contribution - Twp of Plymouth Busing	42,500	24,200	25,000	25,000	32,000	(500)	-4.2%
588-000-647.001	Intergov- Due From General Fund (2023) COBG Grant Funding - Bus Drivers	43,400	8,500	12,800	6,900	8,500	(4,300)	-63.6%
588-000-654.001	Program Revenue - Senior Services	5,000	6,500	6,500	6,500	6,500	-	0.0%
588-000-665.000	Interest Income	200	300	600	400	400	(200)	-50.0%
588-000-673.000	Gain/Loss on Sale of Assets(Proprietary)	-	-	-	(11,000)	-	10,000	100.0%
TOTAL ESTIMATED REVENUES		189,100	121,000	154,300	230,300	154,500	76,000	49.3%

APPROPRIATIONS

Dept 588- Transportation Department

588-596-702.000	Wages - Full Time Employees	41,800	42,900	43,500	44,100	45,500	700	2.3%
588-596-703.000	Wages - Part Time Employees (2023) Part-time Bus Driver Wages - (1) Position for full year & (1) Position for half year	29,800	29,000	24,000	24,700	46,000	9,700	40.1%
588-596-710.000	Social Security/Medicare	5,100	5,300	5,800	6,000	7,000	200	3.3%
588-596-716.000	Defined Contribution Retirement - 401a	6,200	6,500	6,600	6,800	6,800	-	0.0%
588-596-718.000	Medical & Other EE Insurances	20,700	23,000	23,600	23,600	24,300	(1,700)	-7.2%
588-596-719.000	Unemployment Compensation Insurance	-	1,500	1,500	1,100	2,600	1,000	90.9%
588-596-720.000	Workers Compensation Insurance	2,400	3,100	3,100	3,400	3,400	100	3.0%
588-596-752.000	Supplies - Office Supplies	500	700	700	500	700	-	0.0%
588-596-757.000	Supplies - Operational Tools & Supplies (2023) City of Plymouth SMART Grant Award for PPE (2023) Normal Operational Tools/Supplies (2023) Plymouth Township SMART Grant Award	3,200	-	-	14,700	200	14,700	100.0%
588-596-759.000	Supplies - Gasoline/Fuel	3,800	6,000	6,000	6,000	5,200	(1,000)	-16.7%
588-596-775.000	Supplies - Janitorial/Custodial	100	-	-	-	-	-	0.0%

**Budget Report for Charter Township of Plymouth
Enterprise Funds**

GL Number	Description	2021 Activity	2022 Projected Activity	2022 Amended Budget	2023 Supplemental Budget	2024 Forecasted Budget	FY2023 Over FY2022 \$ Change	FY2023 Over FY2022 % Change
588-596-801.000	Professional & Contractual Services (2028) Other Prof & Contractual Services (2028) Annual Financial Audit	1,000	1,300	1,300	1,300	1,400		-4.6%
588-596-850.000	Communications - Phones/Cellular & Radio	1,600	1,500	2,000	1,500	2,200	100	6.7%
588-596-852.000	Communication - Internet Services	200	300	300	300	300	-	11.8%
588-596-863.000	Transportation - Auto Expense	3,500	5,500	5,500	5,500	5,000	500	-9.1%
588-596-920.000	Utilities - Electric	200	300	300	300	300	-	11.0%
588-596-921.000	Utilities - Heat	100	300	300	300	280	(100)	-33.3%
588-596-922.000	Utilities - Water & Sewer	200	200	200	200	300		50.0%
588-596-940.000	Rentals/Leased Equipment	-	400	400	400	700	300	75.0%
588-596-958.000	Professional Development & Training	-	100	100	100	100	-	0.0%
588-596-968.000	Depreciation/Depletion & Amortization	-	-	-	11,200	11,200	5,600	50.0%
588-596-969.000	Miscellaneous Expense	-	7,100	7,100	-	-	(7,100)	-100.0%
588-596-970.000	Capital Outlay	10,500	14,400	14,400	-	-	(14,400)	-100.0%
588-966-995.285	Interfund Transfers Out - ARPA Fund (2023) Transfer Out 588 Transportation Fund to 285 ARPA Fund - Transportation (2) Senior Buses	-	-	-	85,300	-	85,300	100.0%
TOTAL APPROPRIATIONS		130,900	149,400	146,700	241,600	163,400	94,900	64.7%
NET OF REVENUES/APPROPRIATIONS - FUND 588		58,200	(28,400)	7,600	(11,300)	(6,900)	(18,900)	-248.7%

**Budget Report for Charter Township of Plymouth
Enterprise Funds**

GL Number	Description	2021 Activity	2022 Projected Activity	2022 Amended Budget	2023 Superior Budget	2024 Forecasted Budget	FY2023 Over FY2022 \$ Change	FY2023 Change
ESTIMATED REVENUES								
592-000-588.000	Contribution- Donated W&S Infrastructure	374,800	200,000	-	200,000	200,000	200,000	200,000
592-000-637.101	Intergov- Due From General Fund (2023) DPW Cost for Services to General Fund (2023) W&S EE Services to Planning Department (2024) DPW Cost for Services to General Fund (2024) W&S EE Services to Planning Department	141,900	116,400	116,400	116,000	116,000	(400)	(400)
592-000-637.805	Intergov-Due From Special Assessments	9,000	16,700	40,100	16,700	16,700	(23,400)	(23,400)
592-000-642.019	Charge for Service- Maint Inspection Fee	200	200	800	200	200	(600)	(600)
592-000-643.003	Charge for Service - W&S Utility Repair	1,400	1,000	1,000	1,000	1,000	-	-
592-000-643.004	Charge for Service-W&S Permit Inspection	24,400	18,000	20,000	20,000	20,600	-	-
592-000-644.001	Charge for Service- Water Benefit Charge	442,900	636,500	575,000	592,200	592,200	10,000	10,000
592-000-644.002	Charge for Service- Water Hydrant Sales	4,900	4,800	4,000	4,800	5,000	800	800
592-000-644.003	Charge for Service- Water Tap Fee	51,200	75,000	60,000	70,000	70,000	5,000	5,000
592-000-644.004	Charge for Service- Cross Connection Fee	32,300	32,300	50,000	35,000	35,000	(17,000)	(17,000)
592-000-644.005	Charge for Service- Wtr Construction Fee	14,500	67,000	15,000	55,000	55,000	37,000	37,000
592-000-644.006	Charge for Service - Water Meter Sales	15,400	12,600	20,000	20,000	20,000	-	-
592-000-644.007	Charge for Service- Water Revenue Sales (2023) 1,227,360 Gallons (Based on 3 Year Actuals - Average) (2023) 50% @ \$5.88 (January - June 2023) (2023) 50% @ \$6.06 (Estimating 3% Inflationary Adjustment - July to December) (2023) Assume 5% Leakage (2024) 1,227,360 Gallons (Based on 3 Year Actuals - Average) (2024) 50% @ \$6.06 (January - June 2024) (2024) 50% @ \$6.24 (Estimating 3% Inflationary Adjustment - July to December) (2024) Assume 5% Leakage	6,702,400	6,553,200	6,867,700	7,171,900	7,171,900	91,100	91,100
592-000-645.002	Charge for Service- Sewer Disposal Sales (2023) 1,227,360 Gallons (Based on 3 Year Actuals - Average) (2023) 50% @ \$4.84 (January to June) (2023) 50% @ \$4.99 (July to December - 3% Inflationary Adjustment Estimated) (2023) Based on Water Consumption - 5% Leakage Loss (2023) SURPLUS SEWER CREDIT (2024) 1,227,360 Gallons (Based on 3 Year Actuals - Average) (2024) 50% @ \$4.99 (January to June) (2024) 50% @ \$5.14 (July to December - 3% Inflationary Adjustment Estimated) (2024) Based on Water Consumption - 5% Leakage Loss (2024) Surplus Sewer Credit	5,107,700	5,158,700	5,187,000	5,403,600	5,403,600	54,100	54,100
592-000-645.010	Charge for Service- WUTUA Waste Fee	1,461,800	1,462,400	1,460,000	1,536,400	1,536,400	46,300	46,300
592-000-645.011	Charge for Service-Ind Waste Control Fee	60,300	65,000	71,500	69,000	69,000	(4,500)	(4,500)
592-000-663.000	Bond Forfeitures	-	1,900	-	-	-	-	-
592-000-665.000	Interest Income	101,500	100,000	100,000	100,000	100,000	-	-

Budget Report for Charter Township of Plymouth Enterprise Funds

GL Number	Description	2021 Activity	2022 Projected Activity	2022 Amended Budget	2022 Supplemental Budget	2024 Forecasted Budget	FY2023 Over FY2022 \$ Change	FY2023 Over FY2022 % Change
592-000-670.000	Penalties	175,400	175,000	175,000	400,000	185,000	5,000	2.9%
592-000-676.000	Reimbursements Revenue	437,700	150,000	150,000	100,000	154,500	-	0.0%
592-000-679.000	Insufficient Funds Fee Revenue	100	100	500	200	100	(400)	(40.0%)
592-000-688.000	Miscellaneous Revenue/Income	30,100	28,900	25,000	21,000	30,000	5,000	18.0%
TOTAL ESTIMATED FUND 592 REVENUE		15,198,700	14,674,800	14,939,000	15,347,000	15,782,200	408,000	2.7%

APPROPRIATIONS

Dept 536 - Water & Sewer - Public Services

592-536-702.000	Wages - Full Time Employees	163,900	161,800	161,600	100,000	171,700	5,300	3.3%
592-536-703.000	Wages - Part Time Employees	27,800	28,000	38,300	25,000	27,600	(11,500)	(30.4%)
592-536-705.000	Wages - Overtime	300	300	500	500	500	-	0.0%
592-536-710.000	Social Security/Medicare	16,600	14,100	15,400	14,000	15,300	(500)	(3.5%)
592-536-716.000	Defined Contribution Retirement - 401a	22,700	23,700	24,300	28,000	25,100	100	0.4%
592-536-718.000	Medical & Other EE Insurances	41,100	38,500	42,900	38,000	39,000	(7,400)	(17.7%)
592-536-720.000	Workers Compensation Insurance	1,500	1,900	1,900	1,000	2,100	100	5.3%
592-536-752.000	Supplies - Office Supplies	1,800	2,600	3,600	1,000	3,000	(600)	(16.7%)
592-536-757.000	Supplies - Operational Tools & Supplies	11,600	3,500	3,500	1,000	3,500	-	0.0%
592-536-775.000	Supplies - Janitorial/Custodial	1,300	-	-	-	-	-	0.0%
	(2023) Charged as part of Intergovernmental - @ Township Hall % Custodial Supplies							
592-536-801.000	Professional & Contractual Services	27,700	22,000	30,400	10,500	32,000	100	0.3%
	(2023) Annual Audit Financial Statements				11,000			
	(2023) Basic (FSA) Monthly Admin Fee - Public Services				200			
	(2023) ASC - Advance Satellite Communications - (Township Hall Security) Cost Share				100			
	(2023) Other Contractual Services				8,200			
592-536-803.000	Professional - Engineering Services	40,600	-	-	-	-	-	0.0%
592-536-806.000	Professional - Legal Services	1,900	10,000	10,500	10,000	10,000	(500)	(4.8%)
592-536-814.000	Professional - Banking Services & Fees	1,400	3,200	3,600	1,700	3,200	(400)	(12.5%)
592-536-822.000	Contractual- Custodial/Cleaning Services	1,800	-	-	-	-	-	0.0%
	(2023) Charged as part of Intergovernmental - @ Township Hall % Custodial Supplies							
592-536-831.000	Contractual - Computer Services	57,700	6,500	12,800	10,000	11,000	200	1.8%
	(2023) BS&A Utility Software Module Annual Maintenance				5,000			
	(2023) Access My Gov - BS&A Online Services				1,000			
	(2023) Q-Alert Upgrade & Annual Service Agreement				4,000			
	(2023) Other Computer Services & Software				1,000			
	(2024) BS&A Utility Software Module Annual Maintenance					4,800		
	(2024) Access My Gov - BS&A Online Services					1,700		
	(2024) Q-Alert Annual Maintenance Agreement					2,000		

**Budget Report for Charter Township of Plymouth
Enterprise Funds**

GL Number	Description	2021 Activity	2022 Projected Activity	2022 Amended Budget	2022 Actuals Progress	2024 Forecasted Budget	FY2023 Over FY2022 \$ Change	FY2023 Over FY2022 % Change
	(2024) Other Computer Services & Software					2,500		
592-536-850.000	Communications - Phones/Cellular & Radio	1,800	1,400	5,000	1,500	1,500	(3,500)	-70.0%
592-536-851.000	Communication - Mail & Postage (2023) Monthly Utility Billing, Correspondence & Other Postage (2023) Annual Water Quality Report (2023) Annual Postal Permit @\$1,400 per Month	19,700	24,500	24,500	24,000	25,000	(500)	-2.0%
592-536-852.000	Communication - Internet Services	300	1,000	1,800	1,000	1,000	(800)	-40.0%
592-536-875.000	Retiree Medical/Healthcare Insurance	500	600	800	800	700	(200)	-25.0%
592-536-900.000	Printing Services (2023) Printing Systems - Utility Forms (2023) Progressive Printing Systems - Water Quality Postcards	1,300	3,000	6,600	2,000	3,200	(3,600)	-54.5%
592-536-901.000	Publishing Services	1,700				-		0.0%
592-536-920.000	Utilities - Electric	7,400	6,000	6,600	6,000	6,600	(300)	-4.5%
592-536-921.000	Utilities - Heat	2,200	3,600	3,200	3,000	3,600	200	5.6%
592-536-922.000	Utilities - Water & Sewer	400	400	400	400	500	-	0.0%
592-536-930.000	Land & Building Repairs	7,700	-	-	-	-	-	0.0%
592-536-934.000	Office Equipment Service Agmts/Repairs (2023) Konica Minolta Copier Service Agreement (2023) RO Reome	2,800	4,700	3,900	2,000	2,800	(1,200)	-30.0%
592-536-940.000	Rentals/Leased Equipment (2023) Dell Computer Lease (5) Computers - Public Services	1,000	1,000	1,000	1,000	1,000	600	60.0%
592-536-958.000	Professional Development & Training (2023) Public Service Career Advancement Training	-	2,000	2,000	1,500	1,500	(500)	-25.0%
592-536-962.101	Intergov- Due To General Fund (2023) W&S Cost Share of Township Newsletter	46,700	7,300	7,300	7,000	7,600	300	4.1%
592-536-969.000	Miscellaneous Expense	100	-	-	-	-	-	0.0%
592-536-970.000	Capital Outlay	-	20,000	20,000	-	-	(20,000)	-100.0%
Totals for dept 536 - Water & Sewer - Public Services		513,300	389,400	432,400	387,800	399,600	(44,600)	-10.3%
Dept 537 - Water & Sewer - Public Works T&D								
592-537-702.000	Wages - Full Time Employees	754,900	681,200	704,400	680,000	138,500	14,900	2.1%
592-537-703.000	Wages - Part Time Employees	33,400	30,000	30,000	33,000	52,900	21,700	72.3%
592-537-705.000	Wages - Overtime	50,500	63,600	68,400	66,000	68,700	(2,300)	-3.4%
592-537-710.000	Social Security/Medicare	58,400	59,800	65,500	64,000	65,800	(1,400)	-2.1%
592-537-712.000	Wages - Vacation/Sick Accrual Payout (2023) One-time Retirement Accrual Payouts Sick & Vacation Banks	-	20,800	20,900	21,000	-	4,100	19.6%
592-537-716.000	Defined Contribution Retirement - 401a	99,100	101,300	104,300	108,000	111,100	3,900	3.7%
592-537-718.000	Medical & Other EE Insurances	191,300	203,000	261,600	242,200	187,200	(89,400)	-38.3%

**Budget Report for Charter Township of Plymouth
Enterprise Funds**

GL Number	Description	2021 Activity	2021 Projected Activity	2022 Amended Budget	2023 Forecasted Budget	2024 Forecasted Budget	FY2023 Over FY2022 \$ Change	FY2023 Over FY2022 % Change
592-537-720.000	Workers Compensation Insurance	11,900	15,400	15,400	16,600	16,600	500	3.25%
592-537-757.000	Supplies - Operational Tools & Supplies	54,100	97,000	110,000	105,000	105,000	(10,000)	-10.33%
592-537-759.000	Supplies - Gasoline/Fuel	22,300	47,000	47,200	48,000	48,000	800	1.70%
592-537-767.000	Supplies - Clothing/Uniforms	9,300	8,300	8,200	9,000	9,000	500	6.02%
592-537-775.000	Supplies - Janitorial/Custodial	200	1,200	1,500	1,600	1,600	-	0.00%
592-537-787.000	Supplies - Meter Parts (2023) Meter Reading Equipment and Software Replacement (Current System) (2023) Ferguson Waterworks - Meter Parts/Supplies (2023) SLC Meter Services - Meter Parts/Supplies	180,400	130,000	120,000	175,000	175,000	55,000	41.90%
592-537-801.000	Professional & Contractual Services (2023) Lead & Copper Field Verification Services (2023) DPW & Sene - Lead Water Tap Lines (2023) Five Mile Booster Station - New Security Services (2023) Great Lakes Water Authority Lead & Copper Water Testing (2023) Guardian Alarm Security - Public Works Building & Pump Station (2023) Annual Equipment Calibration (2023) USA Bluebook - Annual Renewal Fee (2023) Ferguson Waterworks - Annual Service Agmt Meters (2023) Paragon Laboratories - Chemical Testing (2023) Cospro - Annual Water Tank Inspection Services (2023) Vigilante Security - PRN Monitoring & Annual Testing (2023) OK Fire Equipment (2023) BASIC (PSA) Administration Fee (2023) CSX Annual Sewer Pipeline Crossing Fee (2023) Town Locksmith (Building Keys)	47,200	97,800	97,800	75,000	75,000	332,700	340.18%
592-537-803.000	Professional - Engineering Services (2023) Misc Dig Requests & Engineering Tasks (2023) Ritter GIS Engineering Services (2023) As-Needed Field Asset Assessment Services	17,500	50,000	135,000	80,000	80,000	(60,000)	-75.00%
592-537-821.000	Contractual Lawncare/Landscaping Service (2023) Lawncare Services at DPW Building Moving/Woods	6,100	15,000	32,500	15,000	15,000	(17,500)	-53.85%
592-537-822.000	Contractual- Custodial/Cleaning Services	4,500	5,600	5,000	6,200	6,200	1,000	22.22%
592-537-824.000	Contractual- Trash Collection Service	800	1,100	1,000	1,100	1,100	100	12.50%
592-537-826.000	Contractual - Cross Connection Services	-	130,000	130,000	130,000	130,000	-	0.00%
592-537-831.000	Contractual - Computer Services (2023) Cityworks Annual Service Maintenance Agreement (GIS) & Dig Smart API's (2023) SCADA System (2023) ERSI Inc - GIS Online/Licenses & Annual Service Agreement (2023) Dig Smart Annual Maintenance Agreement (2023) WaterGems Annual Maintenance (2023) McNaughton Tech Connect (2023) Ferguson Annual Maintenance (2023) WIN Software - Annual Maintenance	7,900	107,000	107,000	75,600	75,600	30,800	28.80%

Budget Report for Charter Township of Plymouth Enterprise Funds

GL Number	Description	2021 Activity	2022 Projected Activity	2022 Amended Budget	2022 Actual Expenditures	2024 Forecasted Budget	FY2023 Over FY2022 \$ Change	FY2023 Over FY2022 % Change
	(2023) Knight Technologies (CISCO ASA)				1,100			
	(2023) GIS - Spalding DeDecker 60% Cost Share of Annual Maintenance				15,000			
	(2023) Asteca Systems				15,000			
	(2023) Public Works WIR Connection				15,000			
	(2023) SCADA Server Upgrade				15,000			
	(2023) Cityworks, WaterGems Add-Ons/Software Upgrades				15,000			
	(2024) Cityworks Annual Service Maintenance Agreement (GS) & DigSmart AP's					25,500		
	(2024) SCADA System					10,900		
	(2024) ERSI Inc - GIS Online/License & Annual Service Agreement					6,900		
	(2024) Dig Smart Annual Maintenance Agreement					4,900		
	(2024) WaterGems Annual Maintenance					4,800		
	(2024) McNaughton Tech Connect					5,500		
	(2024) Ferguson Annual Maintenance					1,000		
	(2024) WBN Software - Annual Maintenance					300		
	(2024) Provantage Gear					300		
	(2024) Knight Technologies (CISCO ASA)					1,500		
	(2024) GIS - Spalding DeDecker 60% Cost Share of Annual Maintenance					14,500		
592-537-835.000	Contractual- Pre/Post Physical Exams	600	1,300	1,300	1,300	1,500	100	7.7%
592-537-850.000	Communications - Phones/Cellular & Radio	13,000	13,200	15,800	23,000	14,200	(2,200)	(13.6%)
592-537-851.000	Communication - Mail & Postage	-	200	200	200	200	-	0.0%
592-537-852.000	Communication - Internet Services	4,800	5,000	5,000	5,000	6,000	500	10.0%
	(2023) Comcast Internet				1,000			
	(2023) AT&T 250 MB Internet				100			
	(2023) Cardlock - Fuel Pumps				1,000			
592-537-861.000	Transportation Mileage/Parking Reimburse	1,300	1,600	1,600	1,700	1,700	100	6.3%
592-537-863.000	Transportation - Auto Expense	11,900	17,000	35,000	31,300	20,000	(14,000)	(44.8%)
592-537-875.000	Retiree Medical/Healthcare Insurance	40,900	75,800	75,800	96,000	78,000	(9,400)	(12.4%)
592-537-878.000	OPEB Expense	(209,300)	115,000	115,000	130,000	135,000	15,000	11.5%
592-537-920.000	Utilities - Electric	25,600	26,300	26,000	27,300	29,100	1,700	6.3%
592-537-921.000	Utilities - Heat	6,900	12,500	20,800	12,200	13,700	(7,700)	(63.0%)
592-537-922.000	Utilities - Water & Sewer	8,700	9,100	7,800	8,700	10,000	1,700	19.5%
592-537-930.000	Land & Building Repairs	-	10,000	10,000	11,000	10,000	-	0.0%
592-537-931.000	Equipment Maintenance Svcs Agmt & Repair	25,400	38,500	35,500	41,000	240,000	9,500	23.2%
	(2023) Overhead Water Tank Maintenance Inspections				10,000			
	(2023) Other Equipment Maintenance & Repairs				21,000			
	(2024) Normal Equipment Repairs & Service Agreements					40,000		
	(2024) Water Tank Coating/Lining & Safety Improvements					200,000		
592-537-938.000	Maintenance & Restoration	175,600	175,000	152,800	188,700	200,000	45,700	24.2%
592-537-940.000	Rentals/Leased Equipment	9,000	7,500	15,800	14,700	10,000	29,200	198.6%
	(2023) Rental Mini-Excavator							
	(2023) Dell Computer Leases							
592-537-957.000	Membership & Dues	15,400	16,100	16,100	16,100	16,500	400	2.5%

**Budget Report for Charter Township of Plymouth
Enterprise Funds**

GL Number	Description	2021 Activity	2022 Projected Activity	2022 Amended Budget	2023 Forecasted Budget	2024 Forecasted Budget	FY2023 Over FY2022 \$ Change	FY2023 Over FY2022 % Change
592-537-958.000	Professional Development & Training (2023) Out-of-State AMI/AWWA	2,600	7,500	15,000	15,000	15,000		0.0%
592-537-962.101	Intergov- Due To General Fund	793,700	824,500	824,500	902,600	902,600	78,100	9.5%
592-537-964.000	Refunds and Rebates - Water& Tap Charges	1,000	20,000	28,400	20,000	20,000	(8,400)	-28.4%
592-537-968.000	Depreciation/Depletion & Amortization	1,309,600	1,325,000	1,370,200	1,375,000	1,375,000	(20,200)	-1.5%
592-537-969.000	Miscellaneous Expense	-	100	100	-	-	(100)	-100.0%
592-537-970.000	Capital Outlay (2023) Booster Station - Pump VFD Replacement (2023) 2023 CIPP Project (2023) Mini Excavator (2023) Replace 2019 F-290 Pickup Truck & Upfitting (2023) SCADA PLC Replacement (2023) Water FY2022 Carry-forward Project - Ann Arbor Rd & Marilyn (2023) Public Works - Transit Van (2024) 2024 CIPP (2024) Watertown Project	100	850,000	1,963,700	1,300,000	1,000,000	(1,118,700)	-82.3%
Totals for dept 537 - Water & Sewer - Public Works T&D		3,786,600	5,416,300	6,802,300	6,079,000	5,760,600	(723,300)	-10.6%
Dept 538 - Water & Sewer - Cost Of Sales								
592-538-827.000	Contractual - Industrial Waste Control	60,300	58,000	58,000	63,000	63,000	2,000	3.4%
592-538-828.000	Contractual - Sewerage Disposal	1,669,600	1,725,000	1,725,000	1,830,100	1,830,100	51,800	3.0%
592-538-829.000	Contractual - Water Purchases	4,591,300	4,682,400	4,682,400	4,880,400	4,880,400	71,000	1.5%
592-538-953.000	Change in Investment - WTUA	946,900	1,100,000	1,200,000	500,000	500,000	(700,000)	-58.3%
Totals for dept 538 - Water & Sewer - Cost Of Sales		7,268,100	7,565,400	7,665,400	7,090,200	7,273,500	(575,200)	-7.5%
Dept 540 - Water & Sewer - Stormwater Management								
592-540-757.000	Supplies - Operational Tools & Supplies	-	400	300	400	400	100	25.0%
592-540-803.000	Professional - Engineering Services	4,900	5,000	-	7,500	7,500	2,500	50.0%
592-540-824.000	Contractual- Trash Collection Service	3,000	8,000	17,500	8,000	8,000	(9,500)	-58.3%
592-540-863.000	Transportation - Auto Expense	800	1,000	1,700	1,500	1,500	(200)	-16.7%
592-540-899.000	Community Promotion-Stormwater Permits	18,000	20,500	20,500	21,500	21,500	500	2.4%
592-540-931.000	Equipment Maintenance Svcs Agmt & Repair	1,000	5,000	5,500	7,500	7,500	2,000	40.0%
592-540-962.596	Intergov- Due to Rubbish Collection Fund	5,600	8,700	8,600	9,600	9,600	600	6.9%
Totals for dept 540 - Water & Sewer - Stormwater Management		34,300	48,600	54,100	55,100	56,000	1,000	1.9%

**Budget Report for Charter Township of Plymouth
Enterprise Funds**

GL Number	Description	2021 Activity	2022 Projected Activity	2022 Amended Budget	2023 Appropriation Proposed	2024 Forecasted Budget	FY2023 Over FY2022 \$ Change	FY2023 Over FY2022 % Change
Dept 906 - Debt Service - Capital Improvement Bonds								
592-906-993.000	Debt Service - Interest Expense (2023) 2015 Capital Improvement Bond Interest & Bank Bond Svc Fees - last payment in December 31st 2028	2,800	2,000	2,000	2,000			0.0%
592-907-993.000	Debt Service - Interest Expense (2023) 2017 GO Limited Tax Refunding Bond (Last Payment due 2030) Interest & Bank Bond Service fee (2024) 2017 GO Limited Tax Refunding Bond (Last Payment due 2030)	42,800	39,600	38,600	37,300	30,900	(3,300)	-8.1%
Totals for - Debt Service Bonds		45,600	41,600	40,600	37,300	30,900	(3,300)	-8.1%
TOTAL APPROPRIATIONS		11,647,900	13,461,300	14,994,800	13,649,400	13,520,800	(1,345,400)	-9.9%
NET OF REVENUES/APPROPRIATIONS - FUND 592		3,550,800	1,413,500	(55,800)	1,697,600	2,261,400	1,753,400	-3142.3%

**Budget Report for Charter Township of Plymouth
Enterprise Funds**

GL Number	Description	2021 Activity	2022 Projected Activity	2022 Amended Budget	2023 Supervisor Proposed	2024 Forecasted Budget	FY2023 Over FY2022 \$ Change	FY2023 Over FY2022 % Change
ESTIMATED REVENUES								
596-000-634.001	Program Revenue - Rubbish Collection (2023) Estimated Mount of 8,900 Residents @ \$15.75 month (2023) Resident count varies monthly - New Construction & Snowbirds	1,631,600	1,672,600	1,672,600	1,682,100	1,682,100	9,500	0.56%
596-000-635.001	Program Revenue-Waste Hauler License Fee	1,400	1,800	-	1,800	1,800	1,800	128.57%
596-000-637.101	Intergov- Due From General Fund (2023) Services for Parks & Recreation	28,700	25,800	25,800	28,000	28,000	1,000	3.88%
596-000-637.592	Intergov-Due From Water & Sewer Fund (2023) Services for Storm Water	8,600	8,600	8,600	9,200	9,600	600	6.98%
TOTAL ESTIMATED REVENUES		1,658,300	1,708,800	1,707,000	1,719,900	1,721,500	12,900	0.8%
APPROPRIATIONS								
Dept 528 - Rubbish Collection/Disposal								
596-528-702.000	Wages - Full Time Employees	66,000	61,600	61,600	68,300	68,300	6,700	10.88%
596-528-705.000	Wages - Overtime	800	800	800	900	900	100	12.50%
596-528-710.000	Social Security/Medicare	4,700	4,800	4,800	5,300	5,300	500	10.42%
596-528-716.000	Defined Contribution Retirement - 401a	8,700	9,100	9,300	9,700	10,000	300	3.09%
596-528-718.000	Medical & Other EE Insurances	20,800	23,100	23,900	22,100	24,500	1,800	8.14%
596-528-720.000	Workers Compensation Insurance	400	500	500	500	600	100	20.00%
596-528-752.000	Supplies - Office Supplies	300	500	400	400	400	-	-
596-528-757.000	Supplies - Operational Tools & Supplies (2023) Trash Cans/Pails for Rubbish Collection & Other Operational Supplies	100	300	500	500	500	-	-
596-528-801.000	Professional & Contractual Services (2023) Annual Audited Financial Statement (2023) BASIC Admin Fee (PSA)	1,300	1,300	1,300	1,300	1,400	100	7.69%
596-528-806.000	Professional - Legal Services	1,500	2,000	2,000	2,000	2,000	-	-
596-528-815.000	Contractual - Rubbish Disposal Services (2023) GFL Environmental USA Inc - Trash Collection (2023) GFL Environmental USA Inc - Recycling (2023) GFL Environmental USA Inc - Yard Waste Pickup (2023) GFL Environmental USA Inc - Yard Waste Disposal Fee (2023) GFL Environmental USA Inc - Special Events/Pick-Ups (2024) GFL Environmental USA Inc - Trash Collection (2024) GFL Environmental USA Inc - Recycling (2024) GFL Environmental USA Inc - Yard Waste Pickup (2024) GFL Environmental USA Inc - Yard Waste Disposal Fee (2024) GFL Environmental USA Inc - Special Events/Pick-Ups	1,363,700	1,390,000	1,430,400	1,458,800	1,453,800	(11,600)	-0.80%

**Budget Report for Charter Township of Plymouth
Enterprise Funds**

GL Number	Description	2021 Activity	2021 Projected Activity	2022 Amended Budget	2023 Actuals Through 11/30/23	2024 Forecasted Budget	FY2023 Over FY2022 \$ Change	FY2023 Change FY2022 %
596-528-816.000	Contractual - Recycling Services (2023) GFL Cardboard/Paper (2023) Battery Solutions @\$500 per quarter	9,200	10,100	9,000	10,500	10,500	1,400	15.6%
596-528-831.000	Contractual - Computer Services (2023) Q-Alert System Annual Maintenance (2023) GIS Mapping (2024) Q-Alert System Annual Maintenance	1,400	2,000	4,000	3,100	3,200	(1,000)	-25.0%
596-528-850.000	Communications - Phones/Cellular & Radio	900	800	1,200	900	900	(400)	-33.3%
596-528-851.000	Communication - Mail & Postage	3,000	3,000	6,500	3,500	3,500	(3,200)	-49.2%
596-528-852.000	Communication - Internet Services	200	700	200	200	200	-	0.0%
596-528-861.000	Transportation Mileage/Parking Reimburse	-	100	100	100	100	-	0.0%
596-528-891.000	Community Promotion - Shred Event	1,800	7,000	2,000	2,200	2,200	200	2.9%
596-528-892.000	Community Promotion-Household Hazard Day	48,500	32,000	56,300	56,300	56,300	-	0.0%
596-528-893.000	Community Promotion - Free Compost	700	900	1,000	1,000	1,000	(100)	-10.0%
596-528-900.000	Printing Services (2023) Progressive Business Publications - HHW Mailers (2023) Impact Media - Yard Waste Stickers (2023) Alphagraphics SWD License Labels	2,200	3,500	6,300	4,100	4,100	(2,400)	-38.1%
596-528-920.000	Utilities - Electric	200	200	200	200	200	-	0.0%
596-528-921.000	Utilities - Heat	100	100	100	100	100	-	0.0%
596-528-922.000	Utilities - Water & Sewer	-	100	100	100	100	-	0.0%
596-528-934.000	Office Equipment Service Agmts/Repairs	100	200	200	200	200	-	0.0%
596-528-940.000	Rentals/Leased Equipment (2023) Dell Computer Lease (1)	300	400	300	400	400	100	33.3%
596-528-957.000	Membership & Dues	200	200	200	200	200	-	0.0%
596-528-962.101	Intergov- Due To General Fund (2023) Supervisor's Office Admin Services to Rubbish Collections (2023) Payroll/HR Services & IT Computer Services to Rubbish Collections (2024) Supervisor's Office Admin Services to Rubbish Collections (2024) Payroll/HR Services & IT Computer Services to Rubbish Collections	29,100	36,100	36,100	39,700	39,700	2,200	6.1%
Totals for dept 528 - Rubbish Collection/Disposal		1,566,200	1,585,900	1,659,300	1,648,400	1,690,600	(10,900)	-0.7%
NET OF REVENUES/APPROPRIATIONS - FUND 596		92,100	122,900	47,700	71,500	90,900	23,800	49.9%
ESTIMATED REVENUES - ALL FUNDS		17,046,100	16,704,600	16,800,300	17,297,200	17,658,200		
APPROPRIATIONS - ALL FUNDS		13,345,000	15,196,600	16,800,800	15,539,400	15,374,800		
NET OF REVENUES/APPROPRIATIONS - ALL FUNDS		3,701,100	1,508,000	(500)	1,757,800	2,283,400		

FY2023 Supervisor's Proposed Budget

October 11, 2022

Component Unit Funds:

243 Brownfield Redevelopment Authority

248 Downtown Development Authority

Enterprise Funds:

588 Transportation Fund

592 Water & Sewer Fund

596 Rubbish Collection Fund

Brownfield Redevelopment Authority

Established by a local unit of government to help promote economic growth involving the clean up of properties that are contaminated, blighted, and or functionally obsolete

Downtown Development Authority

Supports business growth designed to be a catalyst for public & private investment in the development of a community's downtown district.

FY2023 Supervisor's Proposed Enterprise Budgets

October 11, 2022

- **FY2023 Brownfield Redevelopment Authority Fund Proposed Budget:**
 - Proposed Revenues (funding sources) of \$113,900
 - Proposed Appropriations (funding use) of \$155,700
- **FY2023 Downtown Development Authority Fund Proposed Budget:**
 - Proposed Revenues (funding sources) of \$637,800
 - Proposed Appropriations (funding use) of \$962,300
 - Plymouth Walk Project & Redevelopment Transfer-Out to the Special Assessment Fund for the road project of \$500,000;
 - Carry forward project for the pond dredging and landscaping combined budget of \$100,000 in landscaping & land & building repairs;
 - 2023 Sidewalk Assessment replacements of \$65,000;
 - EV Station site development of \$50,000 included in land & building repairs;

Enterprise Funds

An enterprise fund is a self supporting or self sustaining fund that sells goods and services to the public for a fee.

It is a separate accounting and financial reporting mechanism for revenues and expenditures that are segregated and recorded using full accrual vs. modified accrual as found in Governmental funds.

FY2023 Supervisor's Proposed Enterprise Budgets

October 11, 2022

FY2023 Transportation Fund Proposed Budget

- *Proposed Revenues (funding sources) of \$230,300*
- *Proposed Appropriations (funding Use) of \$241,600*

FY2023 Water & Sewer Fund Proposed Budget

- *Proposed Revenues (funding sources) of \$15,347,000*
- *Proposed Appropriations (funding use) of \$13,649,400*

FY2023 Rubbish Collection Fund Proposed Budget

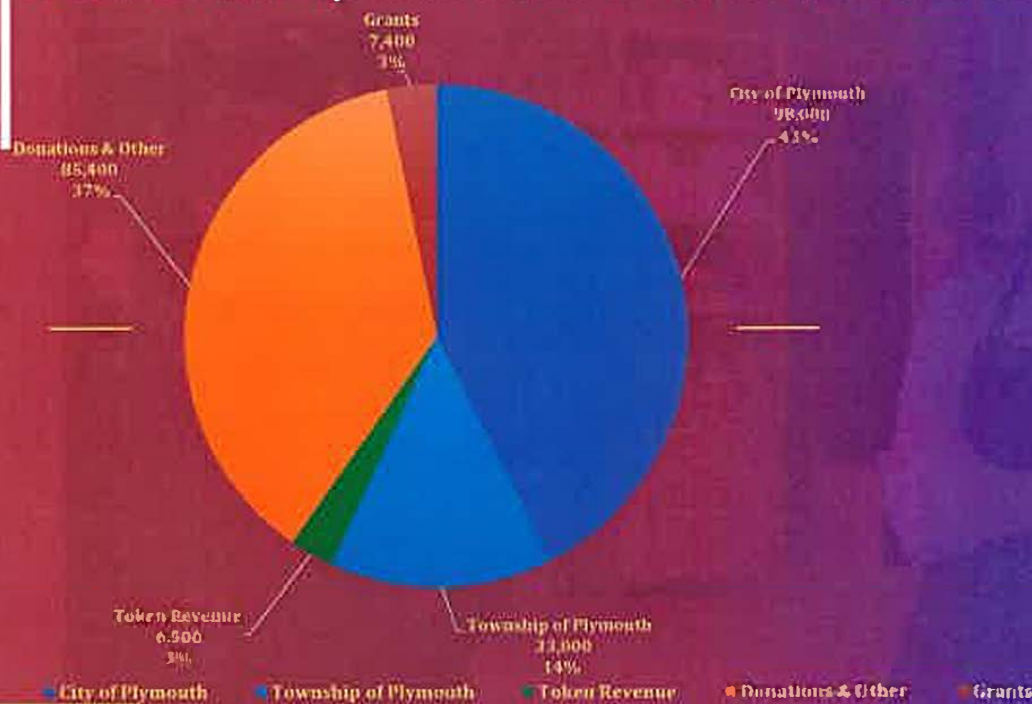
- *Proposed Revenues (funding sources) of \$1,719,900*
- *Proposed Appropriations (funding use) of \$1,648,400*

FY2023 Transportation Fund Revenue Sources

October 11, 2022

City of Plymouth Revenues include \$7,080 SMART Grant Award

Donation of \$75,000 were collected for (2) new FY2023 Passenger Van's to be purchased within the ARPA Fund



Revenue Source	Amount
City of Plymouth	\$98,000
Township of Plymouth	\$33,000
Token Revenue	\$6,500
Donations & Other	\$85,400
Grants	\$7,400
Total	\$230,300

FY2023 Supervisor's Proposed Enterprise Budgets

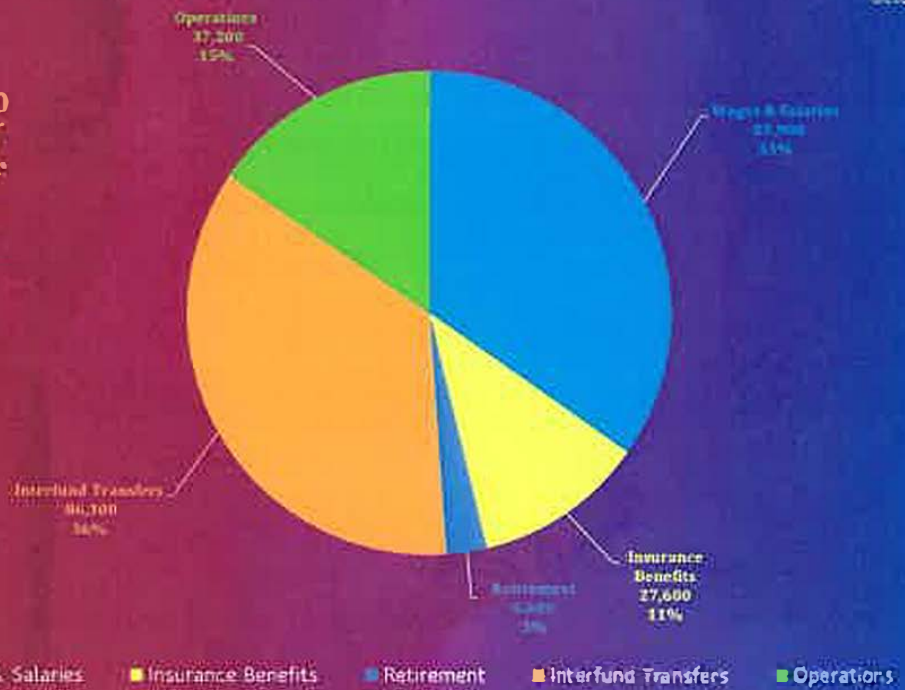
FY2023 Transportation Uses by Budget Category of \$241,600

October 11, 2022

Interfund Transfers of \$75,000 in donation revenue & a use of \$11,300 of fund balance to the ARPA Fund to be used for the purchase of 2 Passenger vans.

Operations include supplies, utilities, contract services, & rentals.

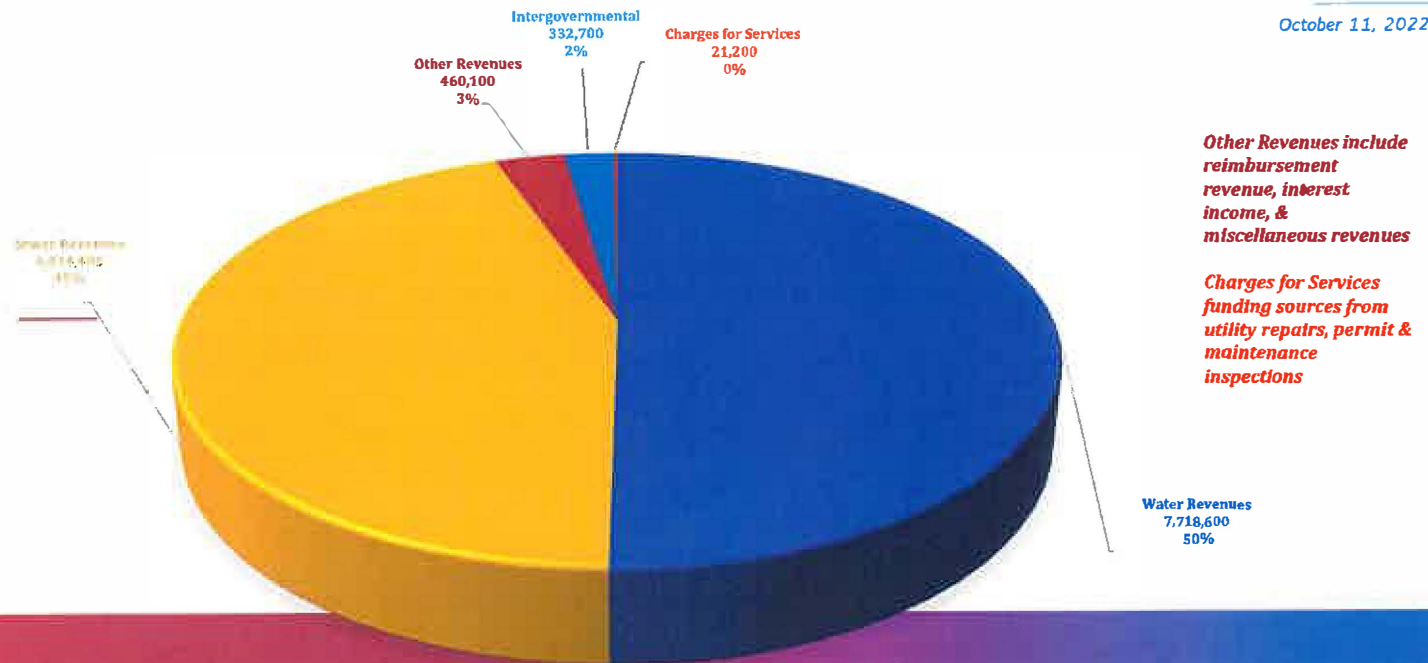
Insurance benefits cover healthcare, workers compensation and unemployment insurance



FY2023 Supervisor's Prepared Enterprise Budgets

FY2023 Water & Sewer Funding Sources of \$15,347,000

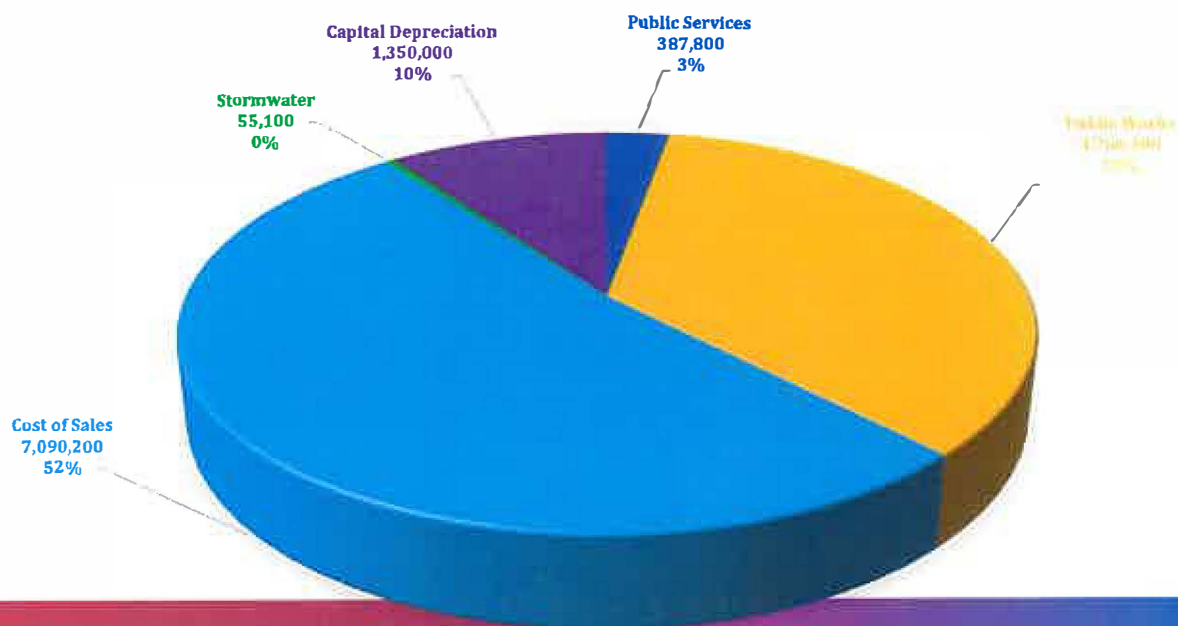
October 11, 2022



FY2023 Supervisor's Proposed Enterprise Budgets

FY2023 Water & Sewer Funding Uses of \$13,649,400

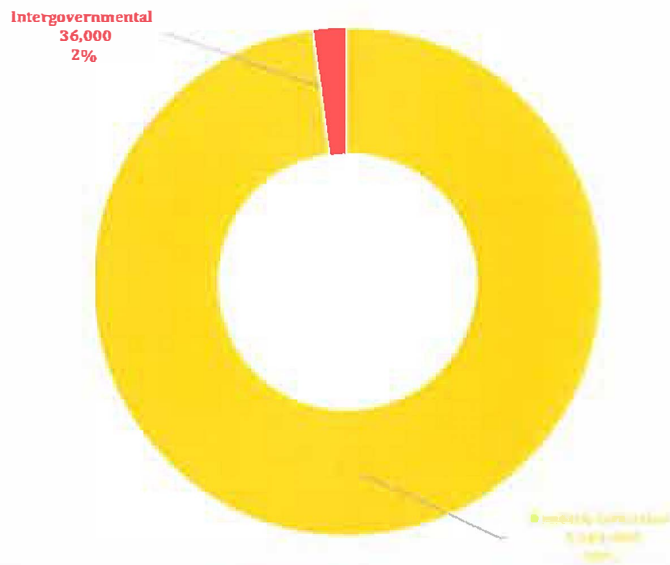
October 11, 2022



FY2023 Supervisors Proposed Enterprise Budgets

FY2023 Rubbish Collection Funding Sources of \$1,719,900

October 11, 2022

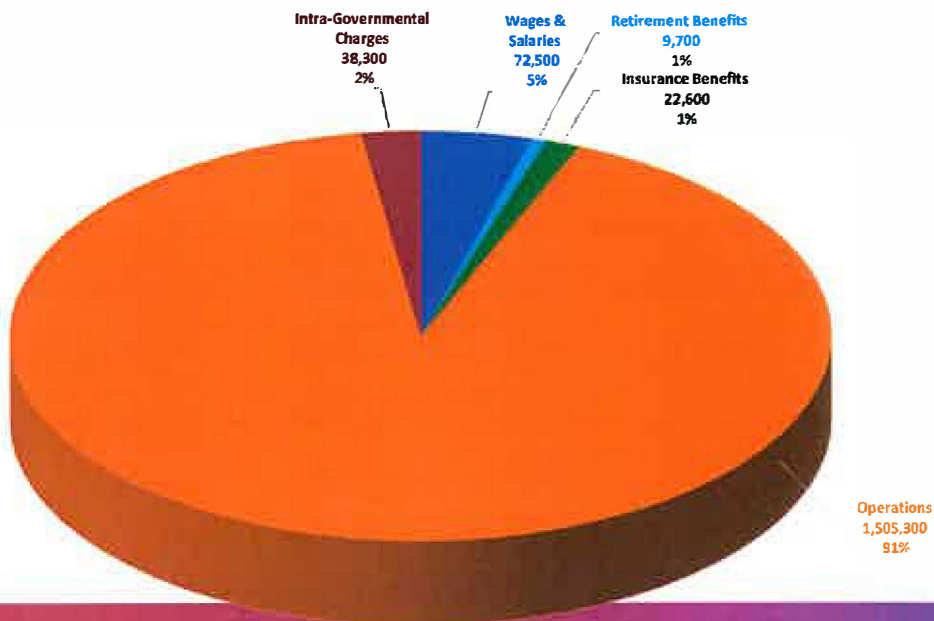


596 Fund Rubbish Collection fiscal 2023 revenue is based upon an estimated count of 8,900 residents

FY2023 Supervisors Proposed Enterprise Budgets

FY2023 Rubbish Collection Fund Uses of \$1,648,400

October 11, 2022



Operations is made up of supplies, rubbish disposal, recycling, computer services, utilities, household hazardous waste collection, printing, & legal services.

Wages & Salaries Retirement Benefits Insurance Benefits Operations Intra-Governmental Charges

FY2023 Supervisor's Proposed Enterprise Budgets :

Rubbish Collection & Disposal Services

2019-2024
Average
expenditure
increase of
rubbish
collections is
\$21,300 or 2%
year-over-year



October 11, 2022

	Activity 2019	Activity 2020	Activity 2021	Projected 2022	Proposed 2023	Forecasted 2024
Recycling Services	7,800	9,000	9,200	10,100	10,400	10,500
Rubbish Disposal Services	1,350,100	1,360,500	1,363,700	1,390,000	1,418,800	1,453,800

2022 Supervisor's Proposed Enterprise Budget

10