



## Summary Use of Force Reports

PDF snapshot report as prepared by Benchmark Analytics on 01-13-2023

## Summary

<u>Event Type</u>	<u>Report Total Count</u>
Use of Force	3

### Use of Force - Hour of Day

<u>Hour of Day</u>	<u>Report Total Count</u>
10 AM	3

### Use of Force - Day of Week

<u>Day</u>	<u>Report Total Count</u>
Tuesday	3

### Use of Force - Subject Actions Lead to Force

<u>Subject Action</u>	<u>Report Total Count</u>
Attempt to escape from Custody	1
Resisted arrest/police officer control	3

### Use of Force - Subject Resistance

<u>Resistance Type</u>	<u>Report Total Count</u>
Active Resistor	3
Passive Resistor	1

### Use of Force - Officer Force Applied

<u>Officer Force Applied Type</u>	<u>Report Total Count</u>
Used arm bar on	2
Used take down on	2

### Use of Force - Subject Condition

<u>Use of Force - Subject Condition</u>	<u>Report Total Count</u>
No unusual condition noted	3

### Use of Force - Reason for Incident

<u>Use of Force - Reason for Incident</u>	<u>Report Total Count</u>
Assisting another officer	1

Use of Force - Reason for Incident	Report Total Count
Disturbance (drinking, fighting, disorderly)	2

### Use of Force - Location Type

Use of Force - Location Type	Report Total Count
Police Station	2
Street	3

### Use of Force - Number of Force Actions

Use of Force - Number of Force Actions	Report Total Count
1	2
2	1

### Use of Force - Assignment Type

Use of Force - Assignment Type	Report Total Count
Specialized Unit/Other	3

### Use of Force - Officer Injured

Use of Force - Officer Injured	Report Total Count
False	2
True	1

### Use of Force - Officer Injury Type

Use of Force - Officer Injury Type	Report Total Count
Abrasion/Laceration/Puncture	1
Contusion/bruise	1

### Use of Force - Officer in Uniform

Use of Force - Officer in Uniform	Report Total Count
True	3

### Use of Force - Officer Treatment Type

Use of Force - Officer Treatment Type	Report Total Count
EMS on scene	1
Refused	1

### Use of Force - Subject Gender

Use of Force - Subject Gender	Report Total Count
Male	3

### Use of Force - Subject Injured

Use of Force - Subject Injured	Report Total Count
True	3

### Use of Force - Subject Race

Use of Force - Subject Race	Report Total Count
White	3

### Use of Force - Subject Injury Type

Use of Force - Subject Injury Type	Report Total Count
Abrasion/Laceration/Puncture	3
Contusion/bruise	1

### Use of Force - Subject Non-Arrest Reason

Use of Force - Subject Non-Arrest Reason	Report Total Count
--	--------------------

### Use of Force - Subject Hospital Treatment

Use of Force - Subject Hospital Treatment	Report Total Count
---	--------------------

### Use of Force - Subject Arrested

Use of Force - Subject Arrested	Report Total Count
True	3

### Use of Force - Subject Medical Treatment

Use of Force - Subject Medical Treatment	Report Total Count
EMS on scene	3
Refused	1



## Use of Force

PDF snapshot report as prepared by Benchmark Analytics on 01-10-2023


Completed Use of Force Reports: 3

Primary Officers in Use of Force Reports: 3

# Reports




## Officer Force Applied






## Reasons for Interaction



## Subject Actions Led to Force



### Subject Race

