

ALL CONTESTS
PIERCE COUNTY
2012 PRESIDENTIAL AND
GENERAL ELECTION

SUMMARY STATEMENT OF THE BOARD OF CANVASSERS

The total number of votes cast for the **President of the United States**

was **21,020**

of which	MITT ROMNEY/PAUL RYAN	received	10,397
	BARACK OBAMA/JOE BIDEN	received	10,235
	VIRGIL GOODE/JIM CLYMER	received	58
	GARY JOHNSON/JAMES P. GRAY	received	177
	GLORIA LA RIVA/FILBERTO RAMIREZ, JR.	received	5
	JERRY WHITE/PHYLLIS SCHERRER	received	2
	JILL STEIN/BEN MANSKI	received	86
	ROSS C. ROCKY ANDERSON/LUIS J. RODRIGUEZ (WRITE-IN)	received	0
	ROSEANNE BARR/CINDY LEE SHEEHAN (WRITE IN)	received	0
	SCATTERING	received	60

The total number of votes cast for the **US SENATOR**

was **20,606**

of which	TOMMY G. THOMPSON	received	9,850
	TAMMY BALDWIN	received	10,254
	JOSEPH KEXEL	received	364
	NIMROD Y.U. ALLEN, III	received	126
	RILEY J. HOOD (WRITE-IN)	received	0
	DIANE E. LORBIECKI (WRITE-IN)	received	0
	SCATTERING	received	12

The total number of votes cast for the **CONGRESSIONAL - DISTRICT 3**

was **19,790**

of which	RAY BOLAND	received	8,082
	RON KIND	received	11,693
	SCATTERING	received	15

The total number of votes cast for the **STATE SENATE - DISTRICT 10**

was **6,544**

of which

SHEILA HARSDORF	received	3,248
DANIEL C. OLSON	received	3,289
SCATTERING	received	7

The total number of votes cast for the **ASSEMBLY - DISTRICT 30**

was **6,400**

of which

DEAN KNUDSON	received	2,857
DIANE ODEEN	received	3,539
SCATTERING	received	4

The total number of votes cast for the **ASSEMBLY - DISTRICT 93**

was **13,714**

of which

WARREN PETRYK	received	7,144
JEFF SMITH	received	6,564
SCATTERING	received	6

The total number of votes cast for the **District Attorney - Pierce County**

was **15,854**

of which



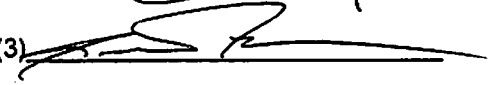
SEAN FROELICH	received	15,616
SCATTERING	received	238

Certification of the Board of Canvassers

We, the undersigned, certify that we are the members of the Board of Canvassers for PIERCE County.

We certify that the attached tabular statement of Votes Cast and Summary Statement of the Board of Canvassers, canvassed and prepared by us, are correct and true as compiled from the original returns made to the PIERCE County Clerk.

BOARD OF CANVASSERS

(1)  (2) 
(3) 

(Date) Tuesday, November 13, 2012

ALL CONTESTS

PIERCE COUNTY

**2012 PRESIDENTIAL AND
GENERAL ELECTION**

SUMMARY STATEMENT OF THE BOARD OF CANVASSERS

The total number of votes cast for the **President of the United States**

was

21,020

of which

MITT ROMNEY/PAUL RYAN	received	10,397
BARACK OBAMA/JOE BIDEN	received	10,235
VIRGIL GOODE/JIM CLYMER	received	58
GARY JOHNSON/JAMES P. GRAY	received	177
GLORIA LA RIVA/FILBERTO RAMIREZ, JR.	received	5
JERRY WHITE/PHYLLIS SCHERRER	received	2
JILL STEIN/BEN MANSKI	received	86
ROSS C. ROCKY ANDERSON/LUIS J. RODRIGUEZ (WRITE-IN)	received	0
ROSEANNE BARR/CINDY LEE SHEEHAN (WRITE IN)	received	0
SCATTERING	received	60

The total number of votes cast for the **US SENATOR**

was

20,606

of which

TOMMY G. THOMPSON	received	9,850
TAMMY BALDWIN	received	10,254
JOSEPH KEXEL	received	364
NIMROD Y.U. ALLEN, III	received	126
RILEY J. HOOD (WRITE-IN)	received	0
DIANE E. LORBIECKI (WRITE-IN)	received	0
SCATTERING	received	12

The total number of votes cast for the **CONGRESSIONAL - DISTRICT 3**

was

19,790

of which

RAY BOLAND	received	8,082
RON KIND	received	11,693
SCATTERING	received	15

The total number of votes cast for the **STATE SENATE - DISTRICT 10**

was **6,544**

of which

SHEILA HARSDORF	received	3,248
DANIEL C. OLSON	received	3,289
SCATTERING	received	7

The total number of votes cast for the **ASSEMBLY - DISTRICT 30**

was **6,400**

of which

DEAN KNUDSON	received	2,857
DIANE ODEEN	received	3,539
SCATTERING	received	4

The total number of votes cast for the **ASSEMBLY - DISTRICT 93**

was **13,714**

of which

WARREN PETRYK	received	7,144
JEFF SMITH	received	6,564
SCATTERING	received	6

The total number of votes cast for the **District Attorney - Pierce County**

was **15,854**

of which


SEAN FROELICH	received	15,616
SCATTERING	received	238

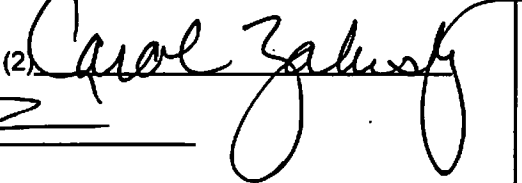
Certification of the Board of Canvassers

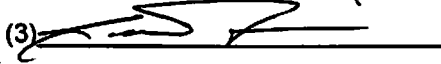
We, the undersigned, certify that we are the members of the Board of Canvassers for PIERCE County.

We certify that the attached tabular statement of Votes Cast and Summary Statement of the Board of Canvassers, canvassed and prepared by us, are correct and true as compiled from the original returns made to the PIERCE County Clerk.

BOARD OF CANVASSERS

(1) 

(2) 

(3) 

(Date) Tuesday, November 13, 2012

SUMMARY STATEMENT OF THE BOARD OF CANVASSERS

The total number of votes cast fo **COUNTY CLERK** was **16,802**

of which

JAMIE R FEUERHELM	received	16,644
SCATTERING	received	158

The total number of votes cast fo **COUNTY TREASURER** was **16,695**

of which

PHYLLIS J BEASTROM	received	16,576
SCATTERING	received	119

The total number of votes cast fo **REGISTER OF DEEDS** was **16,807**

of which

VICKI J. NELSON	received	16,622
SCATTERING	received	185

Certification of the Board of Canvassers

We, the undersigned, certify that we are the members of the Board of Canvassers for PIERCE County.

We certify that the attached tabular statement of Votes Cast and Summary Statement of the Board of Canvassers, canvassed and prepared by us, are correct and true as compiled from the original returns made to the PIERCE County Clerk.

We further determine and certify that the following person received the greatest number of votes for the respective office for which each was a candidate on 11/6/2012.

OFFICE

HIGHEST CANDIDATE

COUNTY CLERK

JAMIE R FEUERHELM

COUNTY TREASURER

PHYLLIS J BEASTROM

REGISTER OF DEEDS

VICKI J. NELSON

BOARD OF CANVASSERS

(1) _____

(2) _____

(3) _____

(Date) Wednesday, November 14,
2012