

**ALL CONTESTS
PIERCE COUNTY
2014 GENERAL ELECTION**

SUMMARY STATEMENT OF THE BOARD OF CANVASSERS

The total number of votes cast for the **GOVERNOR/LIEUTENANT GOVERNOR**

was **14,637**

of which	MARY BURKE/JOHN LEHMAN	received	6,666
	SCOTT WALKER/REBECCA KLEEFISCH	received	7,760
	DENNIS FEHR/No Candidate	received	46
	ROBERT BURKE/JOSEPH M. BROST	received	157
	MARY JO WALTERS (WRITE-IN)	received	4
	STEVE R. EVANS (WRITE-IN)	received	0
	JUMOKA A. JOHNSON (WRITE-IN)	received	0
	BRETT D HULSEY (WRITE-IN)	received	0
	JESSICA NICOLE PERRY (WRITE-IN)	received	1
	SUSAN P. RESCH (WRITE-IN)	received	0
	SCATTERING	received	3

The total number of votes cast for the **ATTORNEY GENERAL**

was **14,182**

of which	SUSAN V. HAPP	received	6,589
	BRAD SCHIMEL	received	7,076
	THOMAS A. NELSON, SR.	received	513
	SCATTERING	received	4

The total number of votes cast for the **SECRETARY OF STATE**

was **14,099**

of which	DOUG LA FOLLETTE	received	6,777
	JULIAN BRADLEY	received	6,722
	JERRY BROITZMAN	received	214
	ANDY CRAIG	received	382
	SCATTERING	received	4

The total number of votes cast for the **STATE TREASURER**

was

14,010

of which

DAVID L. SARTORI	received	6,210
MATT ADAMCZYK	received	6,826
ANDREW ZUELKE	received	217
RON HARDY	received	424
JERRY SHIDELL	received	325
SCATTERING	received	8

The total number of votes cast for the **CONGRESSIONAL - DISTRICT 3**

was

14,457

of which

RON KIND	received	7,949
TONY KURTZ	received	6,496
KEN VAN DOREN (WRITE-IN)	received	5
SCATTERING	received	7

The total number of votes cast for the **STATE SENATE - DISTRICT 31**

was

10,175

of which

KATHLEEN VINEHOUT	received	4,409
MEL PITTMAN	received	5,759
SCATTERING	received	7

The total number of votes cast for the **ASSEMBLY - DISTRICT 30**

was

4,194

of which

DARREL LAUMANN	received	2,033
DEAN KNUDSON	received	1,996
LAURIE KROEGER	received	162
SCATTERING	received	3

The total number of votes cast for the **ASSEMBLY - DISTRICT 93**

was

10,100

of which

JEFF SMITH	received	4,346
WARREN PETRYK	received	5,746
SCATTERING	received	8

The total number of votes cast for the **STATE REFERENDUM**

was

13,726

of which

YES	received	11,018
NO	received	2,708

Certification of the Board of Canvassers


We, the undersigned, certify that we are the members of the Board of Canvassers for PIERCE County.

We certify that the attached tabular statement of Votes Cast and Summary Statement of the Board of Canvassers, canvassed and prepared by us, are correct and true as compiled from the original returns made to the PIERCE County Clerk.

BOARD OF CANVASSERS

(1) 

(2) 

(3) 

(Date) Monday, November 10, 2014

ALL CONTESTS
PIERCE COUNTY
2014 GENERAL ELECTION

SUMMARY STATEMENT OF THE BOARD OF CANVASSERS

The total number of votes cast for the **COUNTY SHERIFF**
 was **14,415**

of which	NANCY HOVE	received	9,069
	BILL PARKS	received	5,331
	SCATTERING	received	15

The total number of votes cast for the **CLERK OF COURT**
 was **11,785**

of which	PEG M FEUERHELM	received	11,598
	SCATTERING	received	187

Certification of the Board of Canvassers




We, the undersigned, certify that we are the members of the Board of Canvassers for PIERCE County.

We certify that the attached tabular statement of Votes Cast and Summary Statement of the Board of Canvassers, canvassed and prepared by us, are correct and true as compiled from the original returns made to the PIERCE County Clerk.

We further determine and certify that the following person received the greatest number of votes for the respective office for which each was a candidate on 11/4/2014.

<u>OFFICE</u>	<u>HIGHEST CANDIDATE</u>
COUNTY SHERIFF	NANCY HOVE
CLERK OF COURT	PEG M FEUERHELM

BOARD OF CANVASSERS

(1)  _____ (2)  _____
 (3)  _____

(Date) Monday, November 10, 2014