

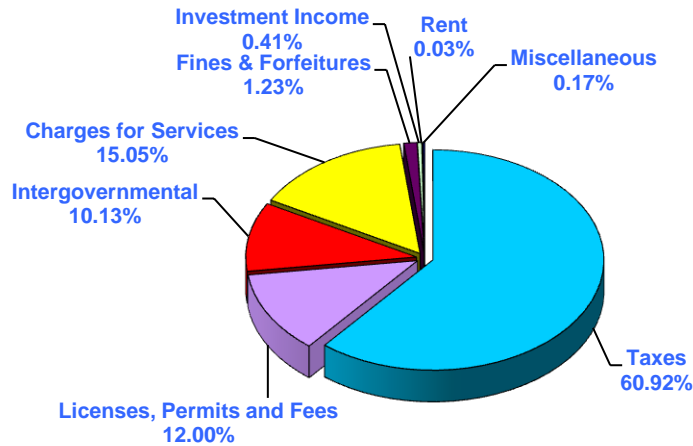
**PICKENS COUNTY**

**FINANCIAL SUMMARY**

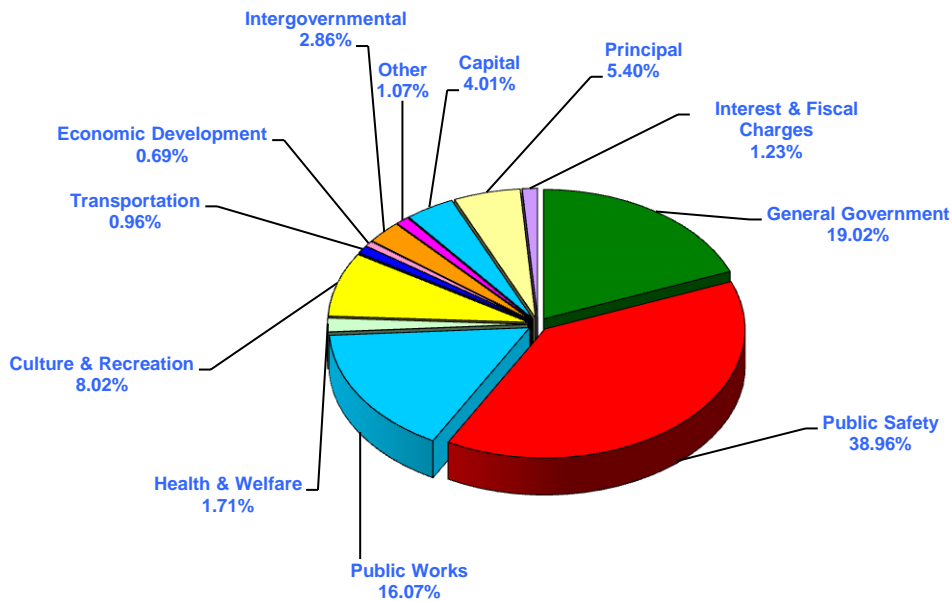
	GOVERNMENTAL FUND TYPES					TOTAL FY 2016	TOTAL FY 2015
	GENERAL FUND	DEBT SERVICE	SPECIAL REVENUES	CAPITAL PROJECTS	ENTERPRISE FUNDS		
<b>REVENUES</b>							
Taxes	\$ 25,252,940	\$ 3,091,640	\$ 5,629,725	\$ -	\$ -	\$ 33,974,305	\$ 32,905,755
Licenses, Permits and Fees	785,912	-	5,908,381	-	-	6,694,293	5,981,855
Intergovernmental	5,177,204	-	470,698	-	-	5,647,902	5,458,343
Charges for Services	6,017,554	-	155,560	-	2,218,229	8,391,343	8,574,194
Fines & Forfeitures	587,000	-	99,800	-	-	686,800	680,800
Investment Income	224,459	-	2,000	-	-	226,459	178,588
Rent	19,200	-	-	-	-	19,200	19,200
Contributions	-	-	32,000	-	-	32,000	161,000
Miscellaneous	87,300	-	9,550	-	-	96,850	86,800
	<u>38,151,569</u>	<u>3,091,640</u>	<u>12,307,714</u>	<u>-</u>	<u>2,218,229</u>	<u>55,769,152</u>	<u>54,046,535</u>
<b>EXPENDITURES</b>							
General Government	10,638,884	-	-	-	-	10,638,884	10,195,665
Public Safety	17,081,592	-	4,710,660	-	-	21,792,252	21,115,080
Public Works	5,561,687	-	1,985,000	-	1,440,350	8,987,037	8,682,926
Health & Welfare	958,683	-	-	-	-	958,683	847,777
Culture & Recreation	542,411	-	3,944,729	-	-	4,487,140	4,316,238
Transportation	-	-	-	-	536,849	536,849	535,891
Economic Development	-	-	383,337	-	-	383,337	367,074
Intergovernmental	398,948	-	1,200,365	-	-	1,599,313	1,564,117
Other	599,296	-	-	-	-	599,296	927,317
Capital	1,694,388	-	64,476	50,000	433,000	2,241,864	2,603,421
Debt Service							
Principal	-	2,599,179	283,509	-	136,696	3,019,384	2,991,023
Interest & Fiscal Charges	-	364,769	65,624	-	256,112	686,505	784,848
	<u>37,475,889</u>	<u>2,963,948</u>	<u>12,637,700</u>	<u>50,000</u>	<u>2,803,007</u>	<u>55,930,544</u>	<u>54,931,377</u>
<b>REVENUES OVER (UNDER) EXPENDITURES</b>	<b>675,680</b>	<b>127,692</b>	<b>(329,986)</b>	<b>(50,000)</b>	<b>(584,778)</b>	<b>(161,392)</b>	<b>(884,842)</b>
<b>OTHER FINANCING SOURCES (USES)</b>							
Transfer In (Out)	(846,247)	(127,692)	580,188	50,000	343,751	-	-
Sale of Fixed Assets	25,000	-	-	-	-	25,000	25,000
Proceeds from Capital Lease	-	-	-	-	-	-	43,500
Fund Balance/Equity	145,567	-	(250,202)	-	241,027	136,392	816,342
	<u>(675,680)</u>	<u>(127,692)</u>	<u>329,986</u>	<u>50,000</u>	<u>584,778</u>	<u>161,392</u>	<u>884,842</u>
<b>REVENUES &amp; OTHER SOURCES OVER EXPENDITURES</b>	<b>\$ -</b>	<b>\$ -</b>	<b>\$ -</b>	<b>\$ -</b>	<b>\$ -</b>	<b>\$ -</b>	<b>\$ -</b>
Beginning Fund Balance:	29,682,203	547,834	4,087,037	892,234	29,871,377	65,080,685	
Ending Fund Balance, June 30	<u>\$ 29,536,636</u>	<u>\$ 547,834</u>	<u>\$ 4,337,239</u>	<u>\$ 892,234</u>	<u>\$ 29,630,350</u>	<u>\$ 64,944,293</u>	

# SUMMARY OF ALL FUNDS

## REVENUES BY SOURCE



## EXPENDITURES BY FUNCTION



PICKENS COUNTY

CAPITAL EQUIPMENT LIST

<u>DEPARTMENT</u>	<u>FY 2016 BUDGET</u>
<b>GENERAL GOVERNMENT</b>	
Administrator	
SUV	\$ 25,389
Copier	8,030
GIS	
Aerial Photography	74,225
Building Codes	
Truck (2)	41,000
Information Systems	
Onbase Imaging Server	13,404
Register of Deeds Image Server	9,148
Register of Deeds Database Server	11,550
Register of Deeds Web Server	8,688
Administration Documents Server	10,988
Barracuda Backup Appliance	19,910
Sheriff's Office RMS & JMS Server	21,772
Vehicle Maintenance	
20x70 Awning	22,470
Ford F650 Roll Back Wrecker	98,375
	<u>\$ 364,949</u>
<b>PUBLIC SAFETY</b>	
Sheriff	
Vehicle (11)	364,749
Emergency Management	
Repeater/Duplexer (4)	34,240
Ford F250 XL Crew Cab (2)	70,000
Trailer for water response	7,000
Emergency Medical Services	
Ambulance (2)	204,690
Zoll Auto Pulse (2)	26,750
Stryker Power Pro Ambulance Stretchers (2)	40,060
Victim Rights	
SUV	20,505
Vineyards Fire District	
SUV	36,971
	<u>\$ 804,965</u>
<b>PUBLIC WORKS</b>	
Roads & Bridges	
Trench Roller	19,325
Tractor with Attachments	126,375
Skid Steer on Tracks	62,375
Solid Waste	
Roll Off Truck	167,375
Road Tractor	96,375
Waste Compactor	20,125

**PICKENS COUNTY**

**CAPITAL EQUIPMENT LIST**

DEPARTMENT	FY 2016 BUDGET
<b>PUBLIC WORKS</b>	
Public Service Commission	
9' Bush Hog Mower	\$ 8,000
18-M VFD 18U-18M	10,000
18-U/M Blower	7,000
18-U RAS Pump (6" Gorman Rupp)	10,000
18-U Painting of Tank # 2	200,000
Business Plan	50,000
I&I Program Phase II (Metering)	148,000
	<b>\$ 924,950</b>
<b>CULTURE &amp; RECREATION</b>	
Tourism	
Renovation to Liberty Auditorium	50,000
Hagood Mill	
Replacement of Waterwheel and Sluice	90,000
Library	
Copier (1)	7,000
	<b>\$ 147,000</b>
<b>TOTAL CAPITAL EQUIPMENT</b>	<b>\$ 2,241,864</b>
<b>SOURCE OF REVENUE</b>	
Capital Appropriation	\$ 1,656,196
Library Funds	7,000
Victim Services Fund	20,505
Fire Districts	36,971
Public Service Commission	433,000
Hagood Mill Fund	38,192
Local Accommodation Fee	50,000
<b>TOTAL SOURCE OF REVENUE</b>	<b>\$ 2,241,864</b>

**PICKENS COUNTY**

**COMPARISON OF  
AUTHORIZED POSITIONS BY FUNCTION**

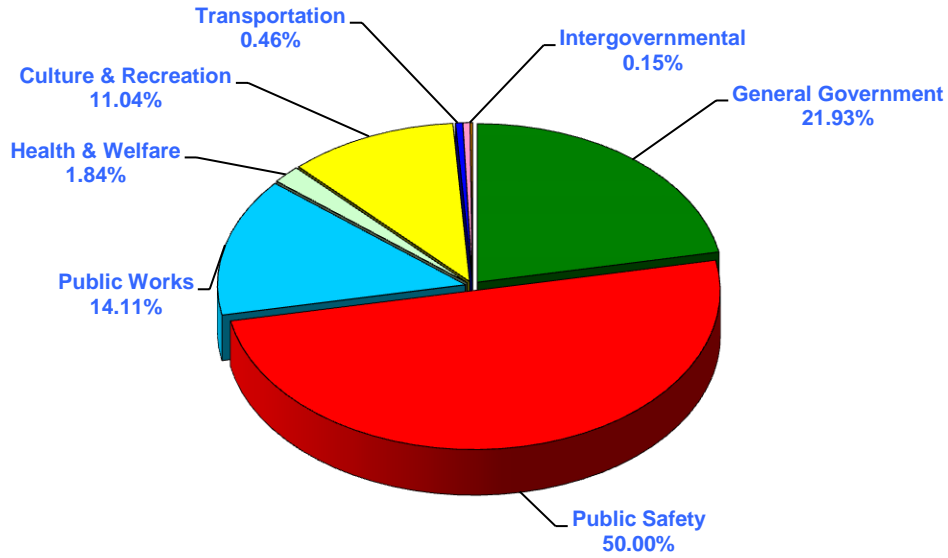
<b>DEPARTMENT</b>	<b>FY 2011 BUDGET</b>	<b>FY 2012 BUDGET</b>	<b>FY 2013 BUDGET</b>	<b>FY 2014 BUDGET</b>	<b>FY 2015 BUDGET</b>	<b>FY 2016 BUDGET</b>	<b>15/16 +/-</b>
<b>GENERAL GOVERNMENT</b>							
Council	7	7	7	7	7	7	-
Solicitor	11	11	11	11	11	11	-
Public Defender	2	2	2	2	2	2	-
Probate Court	5	5	5	5	5	5	-
Register of Deeds	4	4	4	4	4	4	-
Clerk of Court	14	14	14	14	23	23	-
Administrator	3	3	2	2	2	3	1
Purchasing	3	3	2	2	2	2	-
Finance	6	6	6	6	6	6	-
Building Maintenance	16	17	17	17	18	19	1
Human Resources	2	2	2	2	2	2	-
Delinquent Tax	3	3	3	3	3	3	-
Risk Manager	-	-	-	1	1	1	-
Treasurer	6	6	6	6	6	6	-
Auditor	6	6	6	6	6	6	-
Tax Assessor	14	14	13	13	13	13	-
GIS Mapping	4	4	4	4	4	4	-
Registration & Elections	2	2	2	2	2	2	-
Planning	2	2	2	2	2	2	-
Information Systems	6	6	6	6	6	6	-
Magistrate Court	9	9	9	9	9	9	-
Vehicle Maintenance	9	9	9	9	9	9	-
	<b>134</b>	<b>135</b>	<b>132</b>	<b>133</b>	<b>143</b>	<b>145</b>	<b>2</b>
<b>PUBLIC SAFETY</b>							
Building Codes	5	5	5	5	5	6	1
E-911	3	3	3	4	4	4	-
Sheriff's Department	139	140	140	141	141	141	-
Emergency Management	3	3	3	3	3	3	-
Coroner	1	1	1	1	2	2	-
Prison	15	15	15	15	15	15	-
Emergency Medical Services	85	85	90	90	90	100	10
Fire Department	-	-	-	-	-	1	1
Victim Advocate	3	2	2	2	2	2	-
Dacusville Fire District	6	6	6	6	6	6	-
Crosswell Fire District	8	14	14	14	14	14	-
Six Mile Fire District	-	-	1	1	4	4	-
Pickens Fire District	-	-	-	1	11	11	-
Shady Grove Fire Department	-	-	-	-	10	10	-
Vineyards Fire District	17	17	17	17	19	19	-
	<b>285</b>	<b>291</b>	<b>297</b>	<b>300</b>	<b>326</b>	<b>338</b>	<b>12</b>

**PICKENS COUNTY**

**COMPARISON OF  
AUTHORIZED POSITIONS BY FUNCTION**

<b>DEPARTMENT</b>	<b>FY 2011 BUDGET</b>	<b>FY 2012 BUDGET</b>	<b>FY 2013 BUDGET</b>	<b>FY 2014 BUDGET</b>	<b>FY 2015 BUDGET</b>	<b>FY 2016 BUDGET</b>	<b>15/16 +/-</b>
<b>PUBLIC WORKS</b>							
Roads & Bridges	26	27	27	28	28	28	-
Engineering	2	2	1	1	1	1	-
Solid Waste	60	59	58	54	55	55	-
Public Service Commission	8	8	8	8	8	7	(1)
	<b>96</b>	<b>96</b>	<b>94</b>	<b>91</b>	<b>92</b>	<b>91</b>	<b>(1)</b>
<b>HEALTH &amp; WELFARE</b>							
Storm Water Management	1	2	2	2	2	3	1
Animal Control	7	7	7	7	7	7	-
Veterans Affairs	3	3	3	3	3	3	-
	<b>11</b>	<b>12</b>	<b>12</b>	<b>12</b>	<b>12</b>	<b>13</b>	<b>1</b>
<b>CULTURE &amp; RECREATION</b>							
Cultural Commission	5	5	5	5	4	4	-
Hagood Mill	-	-	-	-	1	1	-
Tourism	-	-	-	1	1	1	-
Park	8	9	9	9	9	9	-
Library	57	57	58	58	57	57	-
	<b>70</b>	<b>71</b>	<b>72</b>	<b>73</b>	<b>72</b>	<b>72</b>	<b>-</b>
<b>TRANSPORTATION</b>							
Airport	3	3	3	3	3	3	-
	<b>3</b>	<b>3</b>	<b>3</b>	<b>3</b>	<b>3</b>	<b>3</b>	<b>-</b>
<b>ECONOMIC DEVELOPMENT</b>							
Economic Development	2	3	3	3	3	3	-
	<b>2</b>	<b>3</b>	<b>3</b>	<b>3</b>	<b>3</b>	<b>3</b>	<b>-</b>
<b>INTERGOVERNMENTAL</b>							
Legislative Delegation	1	1	1	1	1	1	-
	<b>1</b>	<b>1</b>	<b>1</b>	<b>1</b>	<b>1</b>	<b>1</b>	<b>-</b>
<b>TOTAL EMPLOYEES</b>	<b>602</b>	<b>612</b>	<b>614</b>	<b>616</b>	<b>652</b>	<b>666</b>	<b>14</b>

POSITIONS BY FUNCTION



FUNCTION	FY 2011 BUDGET	FY 2012 BUDGET	FY 2013 BUDGET	FY 2014 BUDGET	FY 2015 BUDGET	FY 2016 BUDGET	15/16 +/-
General Government	134	135	132	133	143	145	2
Public Safety	285	291	297	300	326	338	12
Public Works	96	96	94	91	92	91	(1)
Health & Welfare	11	12	12	12	12	13	1
Culture & Recreation	70	71	72	73	72	72	-
Transportation	3	3	3	3	3	3	-
Economic Development	2	3	3	3	3	3	-
Intergovernmental	1	1	1	1	1	1	-
	<b>602</b>	<b>612</b>	<b>614</b>	<b>616</b>	<b>652</b>	<b>666</b>	<b>14</b>

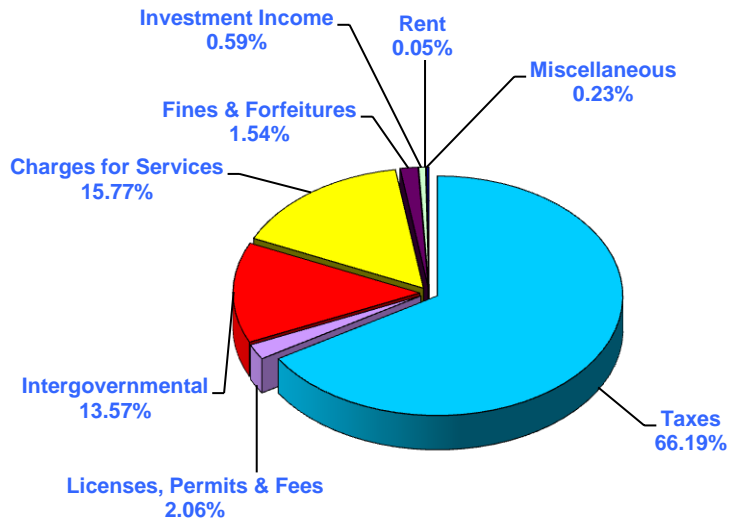
**PICKENS COUNTY**

<b>GENERAL FUND</b>	<b>FY 2013 ACTUAL</b>	<b>FY 2014 ACTUAL</b>	<b>FY 2015 BUDGET</b>	<b>FY 2015 ESTIMATED</b>	<b>FY 2016 BUDGET</b>
<b>REVENUES</b>					
Taxes	\$ 24,141,400	\$ 25,337,978	\$ 24,252,940	\$ 24,958,940	\$ 25,252,940
Licenses, Permits & Fees	661,267	691,446	640,000	755,000	785,912
Intergovernmental	5,004,078	5,086,153	5,022,164	5,013,361	5,177,204
Charges for Services	6,103,474	5,851,911	6,227,107	5,867,468	6,017,554
Fines & Forfeitures	565,302	597,299	587,000	587,000	587,000
Investment Income	169,842	193,435	173,588	228,588	224,459
Rent	18,900	19,200	19,200	19,200	19,200
Contributions	6,765	(500)	-	2,225	-
Miscellaneous	75,236	139,027	84,500	147,000	87,300
	<u>36,746,264</u>	<u>37,915,949</u>	<u>37,006,499</u>	<u>37,578,782</u>	<u>38,151,569</u>
<b>EXPENDITURES</b>					
General Government	9,676,564	10,121,363	10,195,665	10,299,802	10,638,884
Public Safety	16,166,215	16,567,292	16,538,138	16,332,997	17,081,592
Public Works	5,441,622	5,469,236	5,606,298	5,467,467	5,561,687
Health & Welfare	824,989	832,305	847,777	851,436	958,683
Culture & Recreation	421,379	419,805	435,582	426,220	542,411
Economic Development	141,683	-	-	-	-
Intergovernmental	394,415	387,529	399,117	390,742	398,948
Other	145,868	198,488	927,317	358,570	599,296
Capital Outlay	1,284,392	1,243,130	1,579,855	1,579,855	1,694,388
	<u>34,497,127</u>	<u>35,239,148</u>	<u>36,529,749</u>	<u>35,707,089</u>	<u>37,475,889</u>
<b>REVENUES OVER (UNDER) EXPENDITURES</b>	<u><b>2,249,137</b></u>	<u><b>2,676,801</b></u>	<u><b>476,750</b></u>	<u><b>1,871,693</b></u>	<u><b>675,680</b></u>
<b>OTHER FINANCING SOURCES (USES)</b>					
Transfer In (Out)	(2,910,691)	(2,671,732)	(841,875)	(841,875)	(846,247)
Sale of Fixed Assets	349,464	14,129	25,000	100,000	25,000
Budgeted Fund Balance	-	-	340,125	-	145,567
	<u>(2,561,227)</u>	<u>(2,657,603)</u>	<u>(476,750)</u>	<u>(741,875)</u>	<u>(675,680)</u>
<b>REVENUES &amp; OTHER FINANCING OVER (UNDER) EXPENDITURES</b>	<u><b>\$ (312,090)</b></u>	<u><b>\$ 19,198</b></u>	<u><b>\$ -</b></u>	<u><b>\$ 1,129,818</b></u>	<u><b>\$ -</b></u>
Beginning Fund Balance:	<u>\$ 28,845,277</u>	<u>\$ 28,533,187</u>	<u>\$ 28,552,385</u>	<u>\$ 28,552,385</u>	<u>\$ 29,682,203</u>
Fund Balance, June 30	<u>\$ 28,533,187</u>	<u>\$ 28,552,385</u>	<u>\$ 28,212,260</u>	<u>\$ 29,682,203</u>	<u>\$ 29,536,636</u>

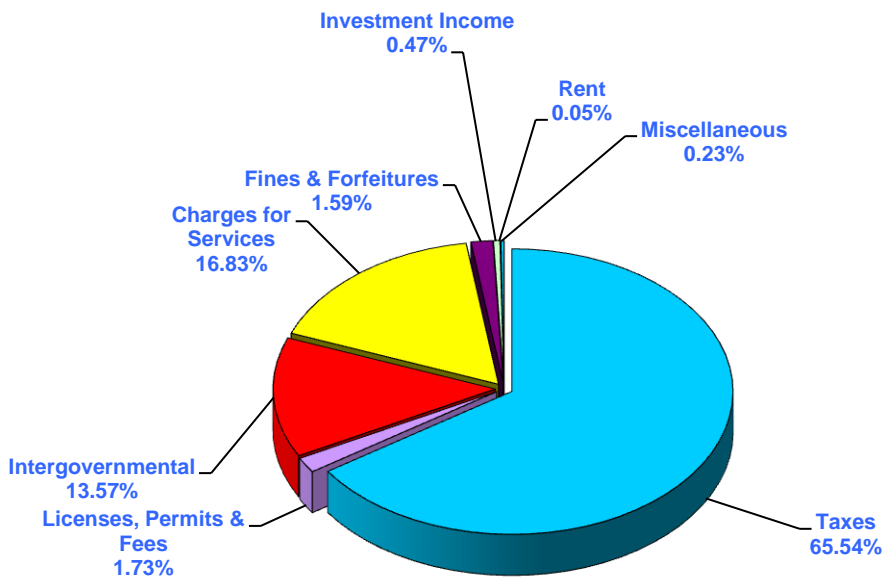


# "WHERE THE MONEY COMES FROM"

## REVENUES BY CATEGORY



F  
Y  
2  
0  
1  
6



F  
Y  
2  
0  
1  
5

**PICKENS COUNTY**

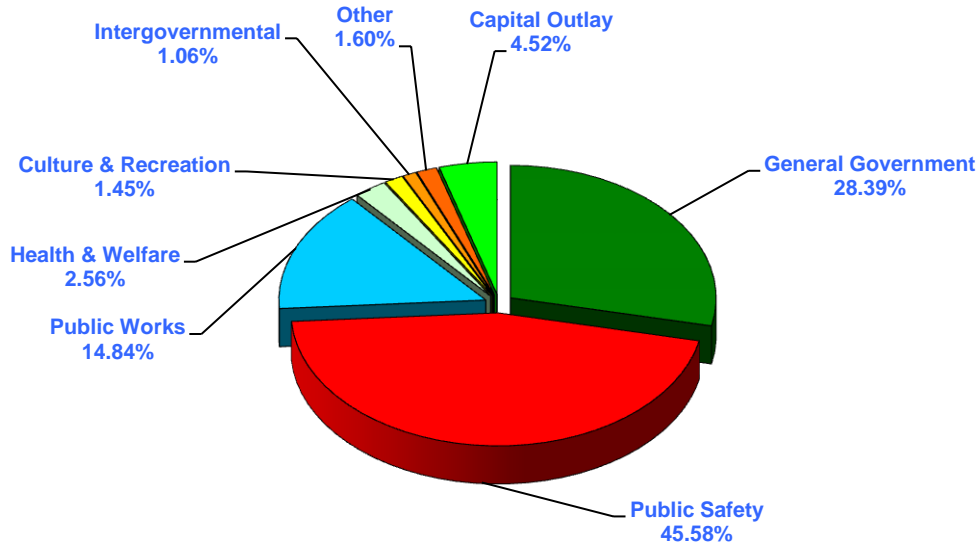
SOURCE OF REVENUE	FY 2013 ACTUAL	FY 2014 ACTUAL	FY 2015 BUDGET	FY 2015 ESTIMATED	FY 2016 BUDGET	% CHANGE 15-16
<b>TAXES</b>						
Taxes	\$ 23,894,639	\$ 25,078,937	\$ 23,999,000	\$ 24,705,000	\$ 24,999,000	4.2%
Merchant Inventory	123,940	123,940	123,940	123,940	123,940	0.0%
F.I.L.O.T./ Motor Carrier	122,821	135,101	130,000	130,000	130,000	0.0%
	<b>24,141,400</b>	<b>25,337,978</b>	<b>24,252,940</b>	<b>24,958,940</b>	<b>25,252,940</b>	<b>4.1%</b>
<b>LICENSES, PERMITS &amp; FEES</b>						
Septic Tank Fees	1,833	3,448	2,000	2,000	3,000	50.0%
Building Permits	266,324	269,090	250,000	300,000	325,000	30.0%
Mobile Home Licenses	24,525	28,419	23,000	23,000	23,000	0.0%
Cable TV Franchise	368,585	390,489	365,000	430,000	434,912	19.2%
	<b>661,267</b>	<b>691,446</b>	<b>640,000</b>	<b>755,000</b>	<b>785,912</b>	<b>22.8%</b>
<b>INTERGOVERNMENTAL</b>						
State Aid to Subdivision	4,385,730	4,404,099	4,393,418	4,393,418	4,393,418	0.0%
School Resource Officers	96,000	144,000	144,000	144,000	144,000	0.0%
Tax Discount	625	706	600	700	700	16.7%
State Comptroller General	7,875	7,875	7,875	7,875	7,875	0.0%
State Election Commission	13,485	10,423	10,500	10,500	10,500	0.0%
Election Reimbursement	116,652	91,960	85,000	48,847	239,940	182.3%
Pollution Control Rebate	300	2,820	8,000	10,000	8,000	0.0%
Litter Control Agreement	38,861	32,290	27,000	27,000	27,000	0.0%
Veterans Affairs	5,100	5,100	4,948	4,948	4,948	0.0%
Federal Financial Assistance	52,697	61,397	60,000	60,000	60,000	0.0%
Sheriff Reimbursement	-	14,403	23,823	23,823	23,823	0.0%
Grants - Other	40,744	90,848	37,000	37,000	37,000	0.0%
Solicitors Reimbursement	219,819	217,420	220,000	245,250	220,000	0.0%
Health Department	26,190	2,812	-	-	-	-
	<b>5,004,078</b>	<b>5,086,153</b>	<b>5,022,164</b>	<b>5,013,361</b>	<b>5,177,204</b>	<b>3.1%</b>
<b>CHARGES FOR SERVICES</b>						
Delinquent Collection Cost	265,048	198,210	260,000	200,000	200,000	-23.1%
Planning Sales	6,643	8,075	6,400	7,236	7,400	15.6%
Youth Court	1,075	1,459	1,000	1,000	1,000	0.0%
Register of Deeds Fees	593,439	692,738	575,000	575,000	575,000	0.0%
Judge of Probate Fees	218,670	226,013	220,000	220,000	220,000	0.0%
Marriage Ceremony Fees	5,275	5,275	4,500	4,500	4,500	0.0%
Special Assessments	2,287	2,286	2,200	2,200	2,200	0.0%
Family Court Fees	234,359	232,946	230,000	230,000	230,000	0.0%
Worthless Check	8,154	6,601	8,000	5,300	5,300	-
Sheriff Fees	18,622	18,310	19,000	19,000	19,000	0.0%
Extra Duty Reimbursement	-	4,085	161,840	65,310	60,000	-62.9%
Recycling Drivers	2,520	-	-	-	-	0.0%
Lake Patrol	13,280	-	-	-	-	0.0%

**PICKENS COUNTY**

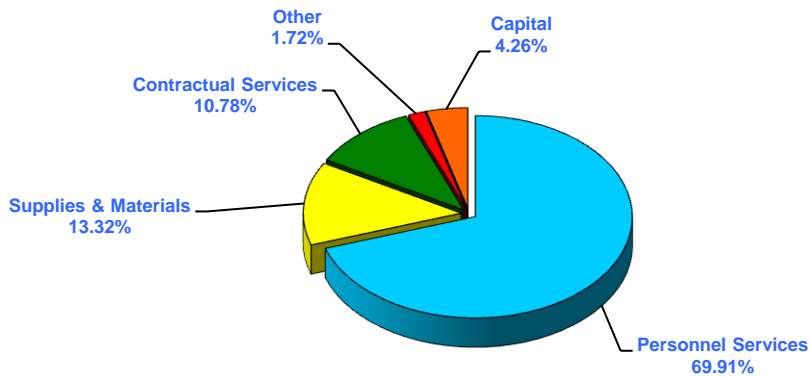
SOURCE OF REVENUE	FY 2013 ACTUAL	FY 2014 ACTUAL	FY 2015 BUDGET	FY 2015 ESTIMATED	FY 2016 BUDGET	% CHANGE 15-16
<b>CHARGES FOR SERVICES, continued</b>						
E.M.S. Fees	\$ 3,311,757	\$ 3,118,226	\$ 3,317,630	\$ 3,200,000	\$ 3,275,000	-1.3%
Landfill User Fees	546,001	550,036	537,000	535,000	537,000	0.0%
Sale of Recyclables	448,691	436,420	500,000	400,000	400,000	-20.0%
Vehicle Maintenance Service	12,585	6,404	8,000	8,000	8,000	0.0%
Stormwater Management	4,316	16,107	12,500	25,000	71,000	468.0%
Commerce Park	33,525	33,525	33,525	39,410	39,410	17.6%
Mile Creek Park	180,332	214,358	200,000	200,000	200,000	0.0%
Animal Control	110	280	200	200	200	0.0%
Data Processing Fees	168,232	58,191	106,312	106,312	108,544	2.1%
Sale of Materials & Supplies	3,428	4,630	4,000	4,000	4,000	0.0%
Housing of Prisoners	25,125	17,736	20,000	20,000	50,000	150.0%
	<b>6,103,474</b>	<b>5,851,911</b>	<b>6,227,107</b>	<b>5,867,468</b>	<b>6,017,554</b>	<b>-3.4%</b>
<b>FINES &amp; FORFEITURES</b>						
Magistrate Fines	433,825	441,972	435,000	435,000	435,000	0.0%
Clerk of Court Fines	131,049	153,424	150,000	150,000	150,000	0.0%
Restitution	428	1,903	2,000	2,000	2,000	0.0%
	<b>565,302</b>	<b>597,299</b>	<b>587,000</b>	<b>587,000</b>	<b>587,000</b>	<b>0.0%</b>
<b>INVESTMENT INCOME</b>						
Interest on Investments	108,448	135,870	120,000	175,000	175,000	45.8%
Interest on Fire Loans	61,394	57,565	53,588	53,588	49,459	-7.7%
	<b>169,842</b>	<b>193,435</b>	<b>173,588</b>	<b>228,588</b>	<b>224,459</b>	<b>29.3%</b>
<b>RENT</b>						
Rent from Property	18,900	19,200	19,200	19,200	19,200	0.0%
	<b>18,900</b>	<b>19,200</b>	<b>19,200</b>	<b>19,200</b>	<b>19,200</b>	<b>0.0%</b>
<b>CONTRIBUTIONS</b>						
E.M.S. Donations	100	100	-	225	-	-
Donations	6,265	(600)	-	2,000	-	-
Animal Donations	400	-	-	-	-	-
	<b>6,765</b>	<b>(500)</b>	<b>-</b>	<b>2,225</b>	<b>-</b>	<b>-</b>
<b>MISCELLANEOUS</b>						
Returned Check Fee	1,556	1,140	2,000	1,200	1,500	-25.0%
Other Revenue	18,787	77,751	40,000	35,000	40,000	0.0%
Pay Phone Commission	26,657	31,276	26,000	28,800	28,800	10.8%
Vending Machine Commission	11,311	14,718	11,000	11,000	11,000	0.0%
Insurance Reimbursement	16,925	13,244	5,000	70,000	5,000	-
F.O.I.A. Request	-	898	500	1,000	1,000	-
	<b>75,236</b>	<b>139,027</b>	<b>84,500</b>	<b>147,000</b>	<b>87,300</b>	<b>3.3%</b>
<b>TOTAL GENERAL FUND</b>	<b>\$ 36,746,264</b>	<b>\$ 37,915,949</b>	<b>\$ 37,006,499</b>	<b>\$ 37,578,782</b>	<b>\$ 38,151,569</b>	<b>3.1%</b>

# "WHERE THE MONEY GOES"

## EXPENDITURES BY FUNCTION



## EXPENDITURES BY CATEGORY



**PICKENS COUNTY**

<b>DEPARTMENT</b>	<b>FY 2013 ACTUAL</b>	<b>FY 2014 ACTUAL</b>	<b>FY 2015 BUDGET</b>	<b>FY 2015 ESTIMATED</b>	<b>FY 2016 BUDGET</b>
<b>GENERAL GOVERNMENT</b>					
Council	\$ 198,625	\$ 213,895	\$ 207,056	\$ 201,033	\$ 207,066
Attorney	284,229	207,701	111,696	111,426	112,920
State Solicitor	776,523	789,832	782,261	771,044	817,156
Public Defender	93,733	90,523	96,847	97,651	102,286
Probate Court	285,214	296,609	297,907	298,348	300,028
Register of Deeds	251,258	316,813	287,946	293,500	268,392
Clerk of Court	622,550	640,307	627,600	648,703	660,644
Administrator	274,913	229,225	315,306	417,630	386,864
Purchasing	61,397	57,993	59,770	57,172	61,710
Finance	468,961	491,333	476,565	492,627	499,622
Building Maintenance	1,406,608	1,748,257	1,692,557	1,630,954	1,846,834
Human Resources	141,804	160,788	171,848	170,247	161,768
Delinquent Tax	226,610	253,381	271,109	285,993	278,706
Risk Manager	-	51,113	45,666	51,043	50,595
Circuit Judge *	6,103	7,143	6,825	6,825	6,825
Treasurer	444,260	458,704	461,766	470,923	472,940
Auditor	335,474	330,085	327,887	331,519	339,342
Tax Assessor	731,622	774,597	773,228	787,929	753,796
Board of Appeals *	2,170	3,950	4,000	4,000	4,000
GIS Mapping	304,606	301,973	313,082	319,569	323,901
Registration & Elections	336,255	320,474	343,586	309,566	472,312
Planning Commission	264,715	194,845	189,773	196,094	198,645
Information Systems	999,936	995,824	1,141,183	1,161,045	1,105,101
Magistrate Court	594,220	604,426	611,584	605,269	612,820
Vehicle Maintenance	534,577	551,593	550,417	551,492	566,611
Public Relations	30,201	29,979	28,200	28,200	28,000
	<b>9,676,564</b>	<b>10,121,363</b>	<b>10,195,665</b>	<b>10,299,802</b>	<b>10,638,884</b>
<b>PUBLIC SAFETY</b>					
Building Codes	315,441	320,183	322,327	279,035	367,321
Sheriff	9,179,288	9,630,452	9,640,576	9,506,270	9,822,993
Emergency Management	398,603	366,970	368,045	346,706	378,301
Coroner	224,215	231,339	236,650	235,756	262,887
Prison Camp	1,114,311	1,124,281	1,167,888	1,153,500	1,176,657
Emergency Medical Services	4,795,113	4,865,604	4,773,852	4,793,690	4,988,320
Fire Department	1,671	2,005	2,040	2,040	80,113
County Radio System *	26,458	26,458	26,760	16,000	5,000
E-911	111,115	-	-	-	-
	<b>16,166,215</b>	<b>16,567,292</b>	<b>16,538,138</b>	<b>16,332,997</b>	<b>17,081,592</b>
<b>PUBLIC WORKS</b>					
Roads & Bridges	2,246,124	2,224,484	2,287,629	2,284,889	2,317,509
Engineering	101,478	104,343	106,627	109,266	106,232
Solid Waste	3,094,020	3,140,409	3,212,042	3,073,312	3,137,946
	<b>5,441,622</b>	<b>5,469,236</b>	<b>5,606,298</b>	<b>5,467,467</b>	<b>5,561,687</b>

**PICKENS COUNTY**

<b>DEPARTMENT</b>	<b>FY 2013 ACTUAL</b>	<b>FY 2014 ACTUAL</b>	<b>FY 2015 BUDGET</b>	<b>FY 2015 ESTIMATED</b>	<b>FY 2016 BUDGET</b>
<b>HEALTH &amp; WELFARE</b>					
Storm Water Management	\$ 171,535	\$ 168,255	\$ 172,786	\$ 176,446	\$ 273,666
Health Department *	42,922	27,269	28,178	28,178	28,235
Animal Control	408,246	427,685	443,754	441,026	446,979
Humane Society *	70,000	70,320	70,320	70,320	70,000
Veterans Affairs	105,286	106,776	100,739	103,466	107,803
Pickens Meals on Wheels	5,000	12,000	12,000	12,000	12,000
Samaritan Health Clinic	20,000	20,000	20,000	20,000	20,000
Golden Harvest Food Bank	2,000	-	-	-	-
	<b>824,989</b>	<b>832,305</b>	<b>847,777</b>	<b>851,436</b>	<b>958,683</b>
<b>CULTURE &amp; RECREATION</b>					
Cultural Commission	230,192	220,828	211,197	217,568	213,917
Hagood Mill	-	-	20,968	24,933	73,906
Mile Creek Park	191,187	198,977	203,417	183,719	254,588
	<b>421,379</b>	<b>419,805</b>	<b>435,582</b>	<b>426,220</b>	<b>542,411</b>
<b>ECONOMIC DEVELOPMENT</b>					
Economic Development	141,683	-	-	-	-
	<b>141,683</b>	<b>-</b>	<b>-</b>	<b>-</b>	<b>-</b>
<b>INTERGOVERNMENTAL</b>					
Legislative Delegation	19,192	18,488	20,177	19,231	21,057
Seniors Unlimited *	5,000	-	-	-	-
Social Services *	65,063	47,350	51,417	51,417	49,812
Medical Indigent *	202,203	199,248	205,000	197,571	205,000
Appalachian COG *	45,593	45,593	45,593	45,593	45,593
Clemson Extension *	57,064	73,850	73,930	73,930	74,486
Soil & Water Conservation *	300	3,000	3,000	3,000	3,000
	<b>394,415</b>	<b>387,529</b>	<b>399,117</b>	<b>390,742</b>	<b>398,948</b>
<b>OTHER</b>					
Contingency *	49,660	35,485	734,292	150,000	379,935
South Carolina Association Dues *	19,025	19,025	19,025	19,025	19,025
Bank Charges	34,827	34,965	38,000	35,000	35,000
Fringe Benefits *	(73,777)	-	10,000	7,500	7,500
Retiree Health Insurance	116,133	109,013	126,000	147,045	157,836
	<b>145,868</b>	<b>198,488</b>	<b>927,317</b>	<b>358,570</b>	<b>599,296</b>
<b>CAPITAL</b>					
Departmental Capital	1,284,392	1,243,130	1,579,855	1,579,855	1,694,388
	<b>1,284,392</b>	<b>1,243,130</b>	<b>1,579,855</b>	<b>1,579,855</b>	<b>1,694,388</b>
<b>TOTAL GENERAL FUND</b>	<b>\$ 34,497,127</b>	<b>\$ 35,239,148</b>	<b>\$ 36,529,749</b>	<b>\$ 35,707,089</b>	<b>\$ 37,475,889</b>

\* Non-Departmental

---

**PICKENS COUNTY**

---

**%  
CHANGE  
15-16**

---

0.0%  
1.1%  
4.5%  
5.6%  
0.7%  
-6.8%  
5.3%  
22.7%  
3.2%  
4.8%  
9.1%  
-5.9%  
2.8%  
10.8%  
0.0%  
2.4%  
3.5%  
-2.5%  
0.0%  
3.5%  
37.5%  
4.7%  
-3.2%  
0.2%  
2.9%  
-0.7%  

---

**4.3%**

14.0%  
1.9%  
2.8%  
11.1%  
0.8%  
4.5%  
3827.1%  
-81.3%  

---

**3.3%**

1.3%  
-0.4%  

---

**-2.3%**  

---

**-0.8%**

---

**PICKENS COUNTY**

---

**%  
CHANGE  
15-16**

58.4%

0.2%

0.7%

-0.5%

7.0%

0.0%

0.0%

0.0%

**13.1%**

1.3%

252.5%

25.2%

**24.5%**

-

-

4.4%

-3.1%

0.0%

0.0%

0.8%

0.0%

**0.0%**

-48.3%

0.0%

-7.9%

-25.0%

25.3%

**-35.4%**

7.2%

**7.2%**

**2.6%**



**PICKENS COUNTY**

<b>DEBT SERVICE FUND</b>	<b>FY 2013 ACTUAL</b>	<b>FY 2014 ACTUAL</b>	<b>FY 2015 BUDGET</b>	<b>FY 2015 ESTIMATED</b>	<b>FY 2016 BUDGET</b>
<b>REVENUES</b>					
Taxes	\$ 2,816,244	\$ 2,874,981	\$ 3,074,170	\$ 3,074,170	\$ 3,091,640
	<u>2,816,244</u>	<u>2,874,981</u>	<u>3,074,170</u>	<u>3,074,170</u>	<u>3,091,640</u>
<b>EXPENDITURES</b>					
Debt Service					
Principal	2,117,609	2,485,792	2,511,732	2,511,732	2,599,179
Interest & Fiscal Charges	523,755	479,109	434,746	434,746	364,769
	<u>2,641,364</u>	<u>2,964,901</u>	<u>2,946,478</u>	<u>2,946,478</u>	<u>2,963,948</u>
<b>REVENUES OVER (UNDER) EXPENDITURES</b>	<b><u>174,880</u></b>	<b><u>(89,920)</u></b>	<b><u>127,692</u></b>	<b><u>127,692</u></b>	<b><u>127,692</u></b>
<b>OTHER FINANCING SOURCES (USES)</b>					
Transfer to Other Funds	-	(45,833)	(127,692)	(127,692)	(127,692)
	<u>-</u>	<u>(45,833)</u>	<u>(127,692)</u>	<u>(127,692)</u>	<u>(127,692)</u>
<b>REVENUES &amp; OTHER FINANCING OVER (UNDER) EXPENDITURES</b>	<b><u>\$ 174,880</u></b>	<b><u>\$ (135,753)</u></b>	<b><u>\$ -</u></b>	<b><u>\$ -</u></b>	<b><u>\$ -</u></b>
Beginning Fund Balance:	<u>\$ 508,707</u>	<u>\$ 683,587</u>	<u>\$ 547,834</u>	<u>\$ 547,834</u>	<u>\$ 547,834</u>
Fund Balance, June 30	<u>\$ 683,587</u>	<u>\$ 547,834</u>	<u>\$ 547,834</u>	<u>\$ 547,834</u>	<u>\$ 547,834</u>

**PICKENS COUNTY**

<b>SPECIAL REVENUE FUNDS</b>	<b>FY 2013 ACTUAL</b>	<b>FY 2014 ACTUAL</b>	<b>FY 2015 BUDGET</b>	<b>FY 2015 ESTIMATED</b>	<b>FY 2016 BUDGET</b>
<b>REVENUES</b>					
Taxes	\$ 5,481,254	\$ 5,664,669	\$ 5,578,645	\$ 5,598,645	\$ 5,629,725
Licenses, Permits & Fees	5,512,402	5,492,241	5,341,855	5,379,855	5,908,381
Intergovernmental	428,823	591,111	436,179	433,040	470,698
Charges for Services	167,520	152,176	167,060	155,560	155,560
Fines & Forfeitures	98,539	106,648	93,800	95,000	99,800
Investment Income	1,748	1,194	5,000	5,000	2,000
Contributions	276,260	65,827	161,000	62,000	32,000
Miscellaneous	89,633	185,003	2,300	2,300	9,550
	<u>12,056,179</u>	<u>12,258,869</u>	<u>11,785,839</u>	<u>11,731,400</u>	<u>12,307,714</u>
<b>EXPENDITURES</b>					
Public Safety	4,100,186	4,329,475	4,576,942	4,576,942	4,710,660
Public Works	1,845,938	2,664,571	1,668,033	1,668,033	1,985,000
Culture & Recreation	3,499,209	3,798,244	3,880,656	4,207,077	3,944,729
Economic Development	794,974	472,450	367,074	367,074	383,337
Intergovernmental	1,036,754	1,041,784	1,165,000	1,041,000	1,200,365
Capital Outlay	1,324,999	1,079,537	961,167	961,167	64,476
Debt Service					
Principal	301,330	193,401	347,983	347,983	283,509
Interest & Fiscal Charges	100,429	86,298	88,602	88,602	65,624
	<u>13,003,819</u>	<u>13,665,760</u>	<u>13,055,457</u>	<u>13,257,878</u>	<u>12,637,700</u>
<b>REVENUES OVER (UNDER) EXPENDITURES</b>	<b><u>(947,640)</u></b>	<b><u>(1,406,891)</u></b>	<b><u>(1,269,618)</u></b>	<b><u>(1,526,478)</u></b>	<b><u>(329,986)</u></b>
<b>OTHER FINANCING SOURCES (USES)</b>					
Proceeds from Capital Lease	-	3,000,000	43,500	-	-
Transfer In (Out)	801,825	2,053,893	651,741	176,741	580,188
Budgeted Fund Balance	-	-	574,377	-	(250,202)
	<u>801,825</u>	<u>5,053,893</u>	<u>1,269,618</u>	<u>176,741</u>	<u>329,986</u>
<b>REVENUES &amp; OTHER FINANCING OVER (UNDER) EXPENDITURES</b>	<b><u>\$ (145,815)</u></b>	<b><u>\$ 3,647,002</u></b>	<b><u>\$ -</u></b>	<b><u>\$ (1,349,737)</u></b>	<b><u>\$ -</u></b>
Beginning Fund Balance:	<u>\$ 5,582,589</u>	<u>\$ 5,582,589</u>	<u>\$ 5,436,774</u>	<u>\$ 5,436,774</u>	<u>\$ 4,087,037</u>
Fund Balance, June 30	<u>\$ 5,436,774</u>	<u>\$ 1,935,587</u>	<u>\$ 4,862,397</u>	<u>\$ 4,087,037</u>	<u>\$ 4,337,239</u>

**PICKENS COUNTY**

<b>TRI-COUNTY TECHNICAL COLLEGE</b>	<b>FY 2013 ACTUAL</b>	<b>FY 2014 ACTUAL</b>	<b>FY 2015 BUDGET</b>	<b>FY 2015 ESTIMATED</b>	<b>FY 2016 BUDGET</b>
<b>REVENUES</b>					
Taxes	\$ 1,155,270	\$ 1,198,982	\$ 1,165,000	\$ 1,185,000	\$ 1,200,365
	<u>1,155,270</u>	<u>1,198,982</u>	<u>1,165,000</u>	<u>1,185,000</u>	<u>1,200,365</u>
<b>EXPENDITURES</b>					
Intergovernmental	1,036,754	1,041,784	1,165,000	1,041,000	1,200,365
	<u>1,036,754</u>	<u>1,041,784</u>	<u>1,165,000</u>	<u>1,041,000</u>	<u>1,200,365</u>
<b>REVENUES OVER (UNDER) EXPENDITURES</b>	<b><u>118,516</u></b>	<b><u>157,198</u></b>	<b><u>-</u></b>	<b><u>144,000</u></b>	<b><u>-</u></b>
<b>REVENUES &amp; OTHER FINANCING OVER (UNDER) EXPENDITURES</b>	<b><u>\$ 118,516</u></b>	<b><u>\$ 157,198</u></b>	<b><u>\$ -</u></b>	<b><u>\$ 144,000</u></b>	<b><u>\$ -</u></b>
Beginning Fund Balance:	\$ 156,353	\$ 274,869	\$ 432,067	\$ 432,067	\$ 576,067
Fund Balance, June 30	<u>\$ 274,869</u>	<u>\$ 432,067</u>	<u>\$ 432,067</u>	<u>\$ 576,067</u>	<u>\$ 576,067</u>

**PICKENS COUNTY**

<b>FIXED NUCLEAR FUND</b>	<b>FY 2013 ACTUAL</b>	<b>FY 2014 ACTUAL</b>	<b>FY 2015 BUDGET</b>	<b>FY 2015 ESTIMATED</b>	<b>FY 2016 BUDGET</b>
<b>REVENUES</b>					
Intergovernmental	\$ 86,440	\$ 86,440	\$ 89,579	\$ 86,440	\$ 90,698
	<u>86,440</u>	<u>86,440</u>	<u>89,579</u>	<u>86,440</u>	<u>90,698</u>
<b>EXPENDITURES</b>					
Public Safety	90,446	106,198	103,246	103,246	104,741
	<u>90,446</u>	<u>106,198</u>	<u>103,246</u>	<u>103,246</u>	<u>104,741</u>
<b>REVENUES OVER (UNDER) EXPENDITURES</b>	<b><u>(4,006)</u></b>	<b><u>(19,758)</u></b>	<b><u>(13,667)</u></b>	<b><u>(16,806)</u></b>	<b><u>(14,043)</u></b>
<b>OTHER FINANCING SOURCES (USES)</b>					
Transfer In (Out)	12,021	13,785	13,667	13,667	14,043
	<u>12,021</u>	<u>13,785</u>	<u>13,667</u>	<u>13,667</u>	<u>14,043</u>
<b>REVENUES &amp; OTHER FINANCING OVER (UNDER) EXPENDITURES</b>	<b><u>\$ 8,015</u></b>	<b><u>\$ (5,973)</u></b>	<b><u>\$ -</u></b>	<b><u>\$ (3,139)</u></b>	<b><u>\$ -</u></b>
Beginning Fund Balance:	\$ 40,571	\$ 48,586	\$ 42,613	\$ 42,613	\$ 39,474
Fund Balance, June 30	<u>\$ 48,586</u>	<u>\$ 42,613</u>	<u>\$ 42,613</u>	<u>\$ 39,474</u>	<u>\$ 39,474</u>

**PICKENS COUNTY**

<b>LIBRARY</b>	<b>FY 2013 ACTUAL</b>	<b>FY 2014 ACTUAL</b>	<b>FY 2015 BUDGET</b>	<b>FY 2015 ESTIMATED</b>	<b>FY 2016 BUDGET</b>
<b>REVENUES</b>					
Taxes	\$ 2,758,577	\$ 2,860,083	\$ 2,830,883	\$ 2,830,883	\$ 2,891,800
Intergovernmental	136,961	149,304	120,000	120,000	120,000
Charges for Services	113,296	113,713	114,000	114,000	114,000
Investment Income	-	-	3,000	3,000	1,000
Contributions	12,143	12,313	12,000	12,000	12,000
Miscellaneous	65	(4)	-	-	-
	<u>3,021,042</u>	<u>3,135,409</u>	<u>3,079,883</u>	<u>3,079,883</u>	<u>3,138,800</u>
<b>EXPENDITURES</b>					
Culture & Recreation	2,895,966	3,086,325	3,079,683	3,079,683	3,281,215
Capital Outlay	36,559	17,255	10,700	10,700	7,000
	<u>2,932,525</u>	<u>3,103,580</u>	<u>3,090,383</u>	<u>3,090,383</u>	<u>3,288,215</u>
<b>REVENUES OVER (UNDER) EXPENDITURES</b>					
	<u>88,517</u>	<u>31,829</u>	<u>(10,500)</u>	<u>(10,500)</u>	<u>(149,415)</u>
<b>OTHER FINANCING SOURCES (USES)</b>					
Budgeted Fund Balance	-	-	10,500	-	149,415
	-	-	10,500	-	149,415
<b>REVENUES &amp; OTHER FINANCING OVER (UNDER) EXPENDITURES</b>					
	<u>\$ 88,517</u>	<u>\$ 31,829</u>	<u>\$ -</u>	<u>\$ (10,500)</u>	<u>\$ -</u>
Beginning Fund Balance:	<u>\$ 1,367,786</u>	<u>\$ 1,456,303</u>	<u>\$ 1,488,132</u>	<u>\$ 1,488,132</u>	<u>\$ 1,477,632</u>
Fund Balance, June 30	<u>\$ 1,456,303</u>	<u>\$ 1,488,132</u>	<u>\$ 1,477,632</u>	<u>\$ 1,477,632</u>	<u>\$ 1,328,217</u>

**PICKENS COUNTY**

<b>VICTIM ADVOCATE</b>	<b>FY 2013 ACTUAL</b>	<b>FY 2014 ACTUAL</b>	<b>FY 2015 BUDGET</b>	<b>FY 2015 ESTIMATED</b>	<b>FY 2016 BUDGET</b>
<b>REVENUES</b>					
Fines & Forfeitures	\$ 98,539	\$ 106,648	\$ 93,800	\$ 95,000	\$ 99,800
Miscellaneous	-	-	-	-	5,000
	<u>98,539</u>	<u>106,648</u>	<u>93,800</u>	<u>95,000</u>	<u>104,800</u>
<b>EXPENDITURES</b>					
Public Safety	109,773	89,627	88,936	88,936	88,339
Capital Outlay	-	-	-	-	20,505
	<u>109,773</u>	<u>89,627</u>	<u>88,936</u>	<u>88,936</u>	<u>108,844</u>
<b>REVENUES OVER (UNDER) EXPENDITURES</b>	<b><u>(11,234)</u></b>	<b><u>17,021</u></b>	<b><u>4,864</u></b>	<b><u>6,064</u></b>	<b><u>(4,044)</u></b>
<b>OTHER FINANCING SOURCES (USES)</b>					
Budgeted Fund Balance	-	-	(4,864)	-	4,044
	<u>-</u>	<u>-</u>	<u>(4,864)</u>	<u>-</u>	<u>4,044</u>
<b>REVENUES &amp; OTHER FINANCING OVER (UNDER) EXPENDITURES</b>	<b><u>\$ (11,234)</u></b>	<b><u>\$ 17,021</u></b>	<b><u>\$ -</u></b>	<b><u>\$ 6,064</u></b>	<b><u>\$ -</u></b>
Beginning Fund Balance:	<u>\$ 4,649</u>	<u>\$ (6,585)</u>	<u>\$ 10,436</u>	<u>\$ 10,436</u>	<u>\$ 16,500</u>
Fund Balance, June 30	<u>\$ (6,585)</u>	<u>\$ 10,436</u>	<u>\$ 15,300</u>	<u>\$ 16,500</u>	<u>\$ 12,456</u>

**PICKENS COUNTY**

<b>EMERGENCY TELEPHONE SYSTEM</b>	<b>FY 2013 ACTUAL</b>	<b>FY 2014 ACTUAL</b>	<b>FY 2015 BUDGET</b>	<b>FY 2015 ESTIMATED</b>	<b>FY 2016 BUDGET</b>
<b>REVENUES</b>					
Licenses, Permits & Fees	\$ 455,731	\$ 486,143	\$ 452,000	\$ 465,000	\$ 452,000
Intergovernmental	203,722	332,092	226,600	226,600	260,000
	<u>659,453</u>	<u>818,235</u>	<u>678,600</u>	<u>691,600</u>	<u>712,000</u>
<b>EXPENDITURES</b>					
Public Safety	512,490	597,016	580,832	580,832	698,280
Capital Outlay	2,008	25,642	520,000	520,000	-
	<u>514,498</u>	<u>622,658</u>	<u>1,100,832</u>	<u>1,100,832</u>	<u>698,280</u>
<b>REVENUES OVER (UNDER) EXPENDITURES</b>	<b><u>144,955</u></b>	<b><u>195,577</u></b>	<b><u>(422,232)</u></b>	<b><u>(409,232)</u></b>	<b><u>13,720</u></b>
<b>OTHER FINANCING SOURCES (USES)</b>					
Budgeted Fund Balance	-	-	422,232	-	(13,720)
	<u>-</u>	<u>-</u>	<u>422,232</u>	<u>-</u>	<u>(13,720)</u>
<b>REVENUES &amp; OTHER FINANCING OVER (UNDER) EXPENDITURES</b>	<b><u>\$ 144,955</u></b>	<b><u>\$ 195,577</u></b>	<b><u>\$ -</u></b>	<b><u>\$ (409,232)</u></b>	<b><u>\$ -</u></b>
Beginning Fund Balance:	<u>\$ 1,131,418</u>	<u>\$ 1,276,373</u>	<u>\$ 1,471,950</u>	<u>\$ 1,471,950</u>	<u>\$ 1,062,718</u>
Fund Balance, June 30	<u>\$ 1,276,373</u>	<u>\$ 1,471,950</u>	<u>\$ 1,049,718</u>	<u>\$ 1,062,718</u>	<u>\$ 1,076,438</u>

**PICKENS COUNTY**

<b>RURAL FIRE DISTRICTS</b>	<b>FY 2013 ACTUAL</b>	<b>FY 2014 ACTUAL</b>	<b>FY 2015 BUDGET</b>	<b>FY 2015 ESTIMATED</b>	<b>FY 2016 BUDGET</b>
<b>REVENUES</b>					
Taxes	\$ 1,463,518	\$ 1,519,793	\$ 1,477,762	\$ 1,477,762	\$ 1,432,560
Licenses, Permits & Fees	2,791,319	2,733,531	2,639,855	2,639,855	3,171,381
Intergovernmental	1,700	23,275	-	-	-
Investment Income	1,082	680	2,000	2,000	1,000
Contributions	5,763	8,816	-	30,000	-
Miscellaneous	43,545	178,736	2,300	2,300	4,550
	<u>4,306,927</u>	<u>4,464,831</u>	<u>4,121,917</u>	<u>4,151,917</u>	<u>4,609,491</u>
<b>EXPENDITURES</b>					
Public Safety	3,387,477	3,536,634	3,803,928	3,803,928	3,819,300
Capital Outlay	970,006	905,690	123,500	123,500	36,971
Debt Service					
Principal	204,982	193,401	347,983	347,983	283,509
Interest & Fiscal Charges	96,777	86,298	88,602	88,602	65,624
	<u>4,659,242</u>	<u>4,722,023</u>	<u>4,364,013</u>	<u>4,364,013</u>	<u>4,205,404</u>
<b>REVENUES OVER (UNDER) EXPENDITURES</b>	<u><b>(352,315)</b></u>	<u><b>(257,192)</b></u>	<u><b>(242,096)</b></u>	<u><b>(212,096)</b></u>	<u><b>404,087</b></u>
<b>OTHER FINANCING SOURCES (USES)</b>					
Proceeds from Capital Lease	-	3,000,000	43,500	-	-
Budgeted Fund Balance	-	-	198,596	-	(404,087)
	<u>-</u>	<u>3,000,000</u>	<u>242,096</u>	<u>-</u>	<u>(404,087)</u>
<b>REVENUES &amp; OTHER FINANCING OVER (UNDER) EXPENDITURES</b>	<u><b>\$ (352,315)</b></u>	<u><b>\$ 2,742,808</b></u>	<u><b>\$ -</b></u>	<u><b>\$ (212,096)</b></u>	<u><b>\$ -</b></u>
Beginning Fund Balance:	<u>\$ 1,821,372</u>	<u>\$ 1,469,057</u>	<u>\$ 4,211,865</u>	<u>\$ 4,211,865</u>	<u>\$ 3,999,769</u>
Fund Balance, June 30	<u>\$ 1,469,057</u>	<u>\$ 4,211,865</u>	<u>\$ 4,013,269</u>	<u>\$ 3,999,769</u>	<u>\$ 4,403,856</u>



**PICKENS COUNTY**

<b>RURAL FIRE DISTRICTS</b>	<b>EASLEY</b>	<b>LIBERTY</b>	<b>PUMPKINTOWN</b>	<b>CROSSWELL</b>	<b>SIX MILE</b>
<b>REVENUES</b>					
Taxes	\$ -	\$ -	\$ -	\$ -	\$ -
Licenses, Permits & Fees	579,871	478,224	209,446	631,383	255,942
Investment Income	-	-	-	500	-
Miscellaneous	-	-	-	2,250	-
	<u>579,871</u>	<u>478,224</u>	<u>209,446</u>	<u>634,133</u>	<u>255,942</u>
<b>EXPENDITURES</b>					
Public Safety	525,000	361,537	117,450	456,097	151,587
Capital Outlay	-	-	-	-	-
Debt Service					
Principal	-	41,075	35,459	122,557	28,730
Interest & Fiscal Charges	-	17,388	2,091	24,096	14,683
	<u>525,000</u>	<u>420,000</u>	<u>155,000</u>	<u>602,750</u>	<u>195,000</u>
<b>REVENUES OVER (UNDER) EXPENDITURES</b>	<u><b>54,871</b></u>	<u><b>58,224</b></u>	<u><b>54,446</b></u>	<u><b>31,383</b></u>	<u><b>60,942</b></u>
<b>OTHER FINANCING SOURCES (USES)</b>					
Transfer In (Out)	-	-	-	-	-
Budgeted Fund Balance	(54,871)	(58,224)	(54,446)	(31,383)	(60,942)
	<u>(54,871)</u>	<u>(58,224)</u>	<u>(54,446)</u>	<u>(31,383)</u>	<u>(60,942)</u>
<b>REVENUES &amp; OTHER FINANCING OVER (UNDER) EXPENDITURES</b>	<u><b>\$ -</b></u>	<u><b>\$ -</b></u>	<u><b>\$ -</b></u>	<u><b>\$ -</b></u>	<u><b>\$ -</b></u>
Beginning Fund Balance:	<u>\$ 107,230</u>	<u>\$ 19,727</u>	<u>\$ 58,105</u>	<u>\$ 222,356</u>	<u>\$ (424,980)</u>
* Fund Balance, June 30	<u>\$ 162,101</u>	<u>\$ 77,951</u>	<u>\$ 112,551</u>	<u>\$ 253,739</u>	<u>\$ (364,038)</u>

\* Does not include estimates for FY 2015

**PICKENS COUNTY**

<b>RURAL FIRE DISTRICTS</b>	<b>PICKENS</b>	<b>DACUSVILLE</b>	<b>HOLLY SPRINGS</b>	<b>CENTRAL</b>
<b>REVENUES</b>				
Taxes	\$ -	\$ -	\$ -	\$ -
Licenses, Permits & Fees	442,242	267,887	101,366	199,625
Investment Income	500	-	-	-
Miscellaneous	-	-	2,300	-
	<u>442,742</u>	<u>267,887</u>	<u>103,666</u>	<u>199,625</u>
<b>EXPENDITURES</b>				
Public Safety	365,500	202,000	35,141	131,589
Capital Outlay	-	-	-	-
Debt Service				
Principal	-	-	26,403	29,285
Interest & Fiscal Charges	-	-	1,056	6,310
	<u>365,500</u>	<u>202,000</u>	<u>62,600</u>	<u>167,184</u>
<b>REVENUES OVER (UNDER) EXPENDITURES</b>	<u><b>77,242</b></u>	<u><b>65,887</b></u>	<u><b>41,066</b></u>	<u><b>32,441</b></u>
<b>OTHER FINANCING SOURCES (USES)</b>				
Transfer In (Out)	-	-	-	-
Budgeted Fund Balance	(77,242)	(65,887)	(41,066)	(32,441)
	<u>(77,242)</u>	<u>(65,887)</u>	<u>(41,066)</u>	<u>(32,441)</u>
<b>REVENUES &amp; OTHER FINANCING OVER (UNDER) EXPENDITURES</b>	<u><b>\$ -</b></u>	<u><b>\$ -</b></u>	<u><b>\$ -</b></u>	<u><b>\$ -</b></u>
Beginning Fund Balance:	<u>\$ 2,675,591</u>	<u>\$ 231,564</u>	<u>\$ 92,990</u>	<u>\$ 140,221</u>
* Fund Balance, June 30	<u>\$ 2,752,833</u>	<u>\$ 297,451</u>	<u>\$ 134,056</u>	<u>\$ 172,662</u>

\* Does not include estimates for FY 2015

**PICKENS COUNTY**

<b>RURAL FIRE DISTRICTS</b>	<b>SHADY GROVE</b>	<b>ROCKY BOTTOM</b>	<b>VINEYARDS</b>	<b>SPRINGS</b>	<b>TOTAL</b>
<b>REVENUES</b>					
Taxes	\$ 259,850	\$ -	\$ 700,366	\$ 472,344	\$ 1,432,560
Licenses, Permits & Fees	-	5,395	-	-	3,171,381
Investment Income	-	-	-	-	1,000
Miscellaneous	-	-	-	-	4,550
	<u>259,850</u>	<u>5,395</u>	<u>700,366</u>	<u>472,344</u>	<u>4,609,491</u>
<b>EXPENDITURES</b>					
Public Safety	319,589	3,100	1,061,810	88,900	3,819,300
Capital Outlay	-	-	36,971	-	36,971
Debt Service					
Principal	-	-	-	-	283,509
Interest & Fiscal Charges	-	-	-	-	65,624
	<u>319,589</u>	<u>3,100</u>	<u>1,098,781</u>	<u>88,900</u>	<u>4,205,404</u>
<b>REVENUES OVER (UNDER) EXPENDITURES</b>	<b><u>(59,739)</u></b>	<b><u>2,295</u></b>	<b><u>(398,415)</u></b>	<b><u>383,444</u></b>	<b><u>404,087</u></b>
<b>OTHER FINANCING SOURCES (USES)</b>					
Transfer In (Out)	-	-	383,444	(383,444)	-
Budgeted Fund Balance	59,739	(2,295)	14,971	-	(404,087)
	<u>59,739</u>	<u>(2,295)</u>	<u>398,415</u>	<u>(383,444)</u>	<u>(404,087)</u>
<b>REVENUES &amp; OTHER FINANCING OVER (UNDER) EXPENDITURES</b>	<b><u>\$ -</u></b>	<b><u>\$ -</u></b>	<b><u>\$ -</u></b>	<b><u>\$ -</u></b>	<b><u>\$ -</u></b>
Beginning Fund Balance:	<u>\$ 224,391</u>	<u>\$ 14,301</u>	<u>\$ 337,288</u>	<u>\$ 513,081</u>	<u>\$ 4,211,865</u>
* Fund Balance, June 30	<u>\$ 164,652</u>	<u>\$ 16,596</u>	<u>\$ 322,317</u>	<u>\$ 513,081</u>	<u>\$ 4,615,952</u>

\* Does not include estimates for FY 2015

**PICKENS COUNTY**

<b>ACCOMMODATION TAX</b>	<b>FY 2013 ACTUAL</b>	<b>FY 2014 ACTUAL</b>	<b>FY 2015 BUDGET</b>	<b>FY 2015 ESTIMATED</b>	<b>FY 2016 BUDGET</b>
<b>REVENUES</b>					
Taxes	\$ 103,889	\$ 85,811	\$ 105,000	\$ 105,000	\$ 105,000
	<u>103,889</u>	<u>85,811</u>	<u>105,000</u>	<u>105,000</u>	<u>105,000</u>
<b>EXPENDITURES</b>					
Culture & Recreation	75,000	64,021	76,000	76,000	76,000
	<u>75,000</u>	<u>64,021</u>	<u>76,000</u>	<u>76,000</u>	<u>76,000</u>
<b>REVENUES OVER (UNDER) EXPENDITURES</b>	<b><u>28,889</u></b>	<b><u>21,790</u></b>	<b><u>29,000</u></b>	<b><u>29,000</u></b>	<b><u>29,000</u></b>
<b>OTHER FINANCING SOURCES (USES)</b>					
Transfer In (Out)	(28,944)	(28,041)	(29,000)	(29,000)	(29,000)
	<u>(28,944)</u>	<u>(28,041)</u>	<u>(29,000)</u>	<u>(29,000)</u>	<u>(29,000)</u>
<b>REVENUES &amp; OTHER FINANCING OVER (UNDER) EXPENDITURES</b>	<b><u>\$ (55)</u></b>	<b><u>\$ (6,251)</u></b>	<b><u>\$ -</u></b>	<b><u>\$ -</u></b>	<b><u>\$ -</u></b>
Beginning Fund Balance:	<u>\$ 37,796</u>	<u>\$ 37,741</u>	<u>\$ 31,490</u>	<u>\$ 31,490</u>	<u>\$ 31,490</u>
Fund Balance, June 30	<u>\$ 37,741</u>	<u>\$ 31,490</u>	<u>\$ 31,490</u>	<u>\$ 31,490</u>	<u>\$ 31,490</u>

**PICKENS COUNTY**

<b>MUSEUM</b>	<b>FY 2013 ACTUAL</b>	<b>FY 2014 ACTUAL</b>	<b>FY 2015 BUDGET</b>	<b>FY 2015 ESTIMATED</b>	<b>FY 2016 BUDGET</b>
<b>REVENUES</b>					
Charges for Services	52,629	36,903	51,500	40,000	40,000
Contributions	25,467	33,374	149,000	20,000	20,000
Miscellaneous	-	2,831	-	-	-
	<u>78,096</u>	<u>73,108</u>	<u>200,500</u>	<u>60,000</u>	<u>60,000</u>
<b>EXPENDITURES</b>					
Culture & Recreation	88,637	74,343	222,997	47,613	166,975
Capital Outlay	26,809	-	-	-	-
	<u>115,446</u>	<u>74,343</u>	<u>222,997</u>	<u>47,613</u>	<u>166,975</u>
<b>REVENUES OVER (UNDER) EXPENDITURES</b>	<u><b>(37,350)</b></u>	<u><b>(1,235)</b></u>	<u><b>(22,497)</b></u>	<u><b>12,387</b></u>	<u><b>(106,975)</b></u>
<b>OTHER FINANCING SOURCES (USES)</b>					
Transfer In (Out)	-	-	-	-	(38,192)
Budgeted Fund Balance	-	-	22,497	-	145,167
	<u>-</u>	<u>-</u>	<u>22,497</u>	<u>-</u>	<u>106,975</u>
<b>REVENUES &amp; OTHER FINANCING OVER (UNDER) EXPENDITURES</b>	<u><b>\$ (37,350)</b></u>	<u><b>\$ (1,235)</b></u>	<u><b>\$ -</b></u>	<u><b>\$ 12,387</b></u>	<u><b>\$ -</b></u>
Beginning Fund Balance:	<u>\$ 202,508</u>	<u>\$ 165,158</u>	<u>\$ 163,923</u>	<u>\$ 163,923</u>	<u>\$ 176,310</u>
Fund Balance, June 30	<u>\$ 165,158</u>	<u>\$ 163,923</u>	<u>\$ 141,426</u>	<u>\$ 176,310</u>	<u>\$ 31,143</u>

**PICKENS COUNTY**

<b>ACCOMMODATION FEE</b>	<b>FY 2013 ACTUAL</b>	<b>FY 2014 ACTUAL</b>	<b>FY 2015 BUDGET</b>	<b>FY 2015 ESTIMATED</b>	<b>FY 2016 BUDGET</b>
<b>REVENUES</b>					
Licenses, Permits & Fees	\$ 279,537	\$ 293,903	\$ 275,000	\$ 300,000	\$ 300,000
	<u>279,537</u>	<u>293,903</u>	<u>275,000</u>	<u>300,000</u>	<u>300,000</u>
<b>EXPENDITURES</b>					
Culture & Recreation	188,498	341,948	200,416	150,000	118,979
Capital Outlay	1,716	-	-	-	-
Debt Service					
Principal	96,348	-	-	-	-
Interest & Fiscal Charges	3,652	-	-	-	-
	<u>290,214</u>	<u>341,948</u>	<u>200,416</u>	<u>150,000</u>	<u>118,979</u>
<b>REVENUES OVER (UNDER) EXPENDITURES</b>	<u><b>(10,677)</b></u>	<u><b>(48,045)</b></u>	<u><b>74,584</b></u>	<u><b>150,000</b></u>	<u><b>181,021</b></u>
<b>OTHER FINANCING SOURCES (USES)</b>					
Transfer In (Out)	-	-	-	(475,000)	(50,000)
Budgeted Fund Balance	-	-	(74,584)	-	(131,021)
	<u>-</u>	<u>-</u>	<u>(74,584)</u>	<u>(475,000)</u>	<u>(181,021)</u>
<b>REVENUES &amp; OTHER FINANCING OVER (UNDER) EXPENDITURES</b>	<u><b>\$ (10,677)</b></u>	<u><b>\$ (48,045)</b></u>	<u><b>\$ -</b></u>	<u><b>\$ (325,000)</b></u>	<u><b>\$ -</b></u>
Beginning Fund Balance:	<u>\$ 461,150</u>	<u>\$ 450,473</u>	<u>\$ 402,428</u>	<u>\$ 402,428</u>	<u>\$ 77,428</u>
Fund Balance, June 30	<u>\$ 450,473</u>	<u>\$ 402,428</u>	<u>\$ 477,012</u>	<u>\$ 77,428</u>	<u>\$ 208,449</u>

**PICKENS COUNTY**

<b>RECREATION FUND</b>	<b>FY 2013 ACTUAL</b>	<b>FY 2014 ACTUAL</b>	<b>FY 2015 BUDGET</b>	<b>FY 2015 ESTIMATED</b>	<b>FY 2016 BUDGET</b>
<b>REVENUES</b>					
Charges for Services	\$ 1,595	\$ 1,560	\$ 1,560	\$ 1,560	\$ 1,560
Miscellaneous	46,023	3,440	-	-	-
	<u>47,618</u>	<u>5,000</u>	<u>1,560</u>	<u>1,560</u>	<u>1,560</u>
<b>EXPENDITURES</b>					
Culture & Recreation	251,108	231,607	301,560	853,781	301,560
Capital Outlay	167,931	-	-	-	-
	<u>419,039</u>	<u>231,607</u>	<u>301,560</u>	<u>853,781</u>	<u>301,560</u>
<b>REVENUES OVER (UNDER) EXPENDITURES</b>	<b><u>(371,421)</u></b>	<b><u>(226,607)</u></b>	<b><u>(300,000)</u></b>	<b><u>(852,221)</u></b>	<b><u>(300,000)</u></b>
<b>OTHER FINANCING SOURCES (USES)</b>					
Transfer In (Out)	376,698	676,762	300,000	300,000	300,000
	<u>376,698</u>	<u>676,762</u>	<u>300,000</u>	<u>300,000</u>	<u>300,000</u>
<b>REVENUES &amp; OTHER FINANCING OVER (UNDER) EXPENDITURES</b>	<b><u>\$ 5,277</u></b>	<b><u>\$ 450,155</u></b>	<b><u>\$ -</u></b>	<b><u>\$ (552,221)</u></b>	<b><u>\$ -</u></b>
Beginning Fund Balance:	<u>\$ 96,789</u>	<u>\$ 102,066</u>	<u>\$ 552,221</u>	<u>\$ 552,221</u>	<u>\$ -</u>
Fund Balance, June 30	<u>\$ 102,066</u>	<u>\$ 552,221</u>	<u>\$ 552,221</u>	<u>\$ -</u>	<u>\$ -</u>

**PICKENS COUNTY**

<b>ROAD MAINTENANCE FEE</b>	<b>FY 2013 ACTUAL</b>	<b>FY 2014 ACTUAL</b>	<b>FY 2015 BUDGET</b>	<b>FY 2015 ESTIMATED</b>	<b>FY 2016 BUDGET</b>
<b>REVENUES</b>					
Licenses, Permits & Fees	\$ 1,985,815	\$ 1,978,664	\$ 1,975,000	\$ 1,975,000	\$ 1,985,000
	1,985,815	1,978,664	1,975,000	1,975,000	1,985,000
<b>EXPENDITURES</b>					
Public Works	1,845,938	2,664,571	1,668,033	1,668,033	1,985,000
Capital Outlay	119,970	130,950	306,967	306,967	-
	1,965,908	2,795,521	1,975,000	1,975,000	1,985,000
<b>REVENUES OVER (UNDER) EXPENDITURES</b>	<b>19,907</b>	<b>(816,857)</b>	<b>-</b>	<b>-</b>	<b>-</b>
<b>OTHER FINANCING SOURCES (USES)</b>					
Transfer In (Out)	-	1,000,000	-	-	-
	-	1,000,000	-	-	-
<b>REVENUES &amp; OTHER FINANCING OVER (UNDER) EXPENDITURES</b>	<b>\$ 19,907</b>	<b>\$ 183,143</b>	<b>\$ -</b>	<b>\$ -</b>	<b>\$ -</b>
Beginning Fund Balance:	\$ 302,768	\$ 322,675	\$ 505,818	\$ 505,818	\$ 505,818
Fund Balance, June 30	\$ 322,675	\$ 505,818	\$ 505,818	\$ 505,818	\$ 505,818



**PICKENS COUNTY**

<b>ECONOMIC DEVELOPMENT</b>	<b>FY 2013 ACTUAL</b>	<b>FY 2014 ACTUAL</b>	<b>FY 2015 BUDGET</b>	<b>FY 2015 ESTIMATED</b>	<b>FY 2016 BUDGET</b>
<b>REVENUES</b>					
Investment Income	\$ 666	\$ 514	\$ -	\$ -	\$ -
Contributions	232,887	11,324	-	-	-
	<u>233,553</u>	<u>11,838</u>	<u>-</u>	<u>-</u>	<u>-</u>
<b>EXPENDITURES</b>					
Economic Development	794,974	472,450	367,074	367,074	383,337
	<u>794,974</u>	<u>472,450</u>	<u>367,074</u>	<u>367,074</u>	<u>383,337</u>
<b>REVENUES OVER (UNDER) EXPENDITURES</b>	<b><u>(561,421)</u></b>	<b><u>(460,612)</u></b>	<b><u>(367,074)</u></b>	<b><u>(367,074)</u></b>	<b><u>(383,337)</u></b>
<b>OTHER FINANCING SOURCES (USES)</b>					
Transfer In (Out)	442,050	391,387	367,074	367,074	383,337
	<u>442,050</u>	<u>391,387</u>	<u>367,074</u>	<u>367,074</u>	<u>383,337</u>
<b>REVENUES &amp; OTHER FINANCING OVER (UNDER) EXPENDITURES</b>	<b><u>\$ (119,371)</u></b>	<b><u>\$ (69,225)</u></b>	<b><u>\$ -</u></b>	<b><u>\$ -</u></b>	<b><u>\$ -</u></b>
Beginning Fund Balance:	<u>\$ 288,705</u>	<u>\$ 169,334</u>	<u>\$ 100,109</u>	<u>\$ 100,109</u>	<u>\$ 100,109</u>
Fund Balance, June 30	<u>\$ 169,334</u>	<u>\$ 100,109</u>	<u>\$ 100,109</u>	<u>\$ 100,109</u>	<u>\$ 100,109</u>

**PICKENS COUNTY**

<b>PUBLIC SERVICE COMMISSION</b>	<b>FY 2013 ACTUAL</b>	<b>FY 2014 ACTUAL</b>	<b>FY 2015 BUDGET</b>	<b>FY 2015 ESTIMATED</b>	<b>FY 2016 BUDGET</b>
<b>OPERATING REVENUES</b>					
Charges for Service	\$ 1,255,385	\$ 1,268,272	\$ 1,658,211	\$ 1,658,211	\$ 1,721,380
	<u>1,255,385</u>	<u>1,268,272</u>	<u>1,658,211</u>	<u>1,658,211</u>	<u>1,721,380</u>
<b>OPERATING EXPENSES</b>					
Personnel Services	440,939	450,192	450,396	450,396	472,398
Operating Expenses	923,463	977,869	958,199	958,199	967,952
	<u>1,364,402</u>	<u>1,428,061</u>	<u>1,408,595</u>	<u>1,408,595</u>	<u>1,440,350</u>
<b>OPERATING (LOSS) INCOME</b>	<b><u>(109,017)</u></b>	<b><u>(159,789)</u></b>	<b><u>249,616</u></b>	<b><u>249,616</u></b>	<b><u>281,030</u></b>
<b>NON-OPERATING REVENUES (EXPENSES)</b>					
Reserve for Debt /Contingency	-	-	-	-	-
Debt Service - Principal	(168,661)	(124,959)	(131,308)	(131,308)	(136,696)
Debt Service - Interest	(275,648)	(266,771)	(261,500)	(261,500)	(256,112)
Capital	-	-	(62,399)	(62,399)	(433,000)
Capital Contribution	967,601	359,532	-	-	-
Transfers In	100,523	221,892	303,751	303,751	303,751
	<u>623,815</u>	<u>189,694</u>	<u>(249,616)</u>	<u>(249,616)</u>	<u>(281,030)</u>
<b>NET INCOME (LOSS) - BUDGETARY BASIS</b>	<b><u>\$ 514,798</u></b>	<b><u>\$ 29,905</u></b>	<b><u>\$ -</u></b>	<b><u>\$ -</u></b>	<b><u>\$ -</u></b>
<b>ADJUSTMENT TO GAAP BASIS</b>					
<b>INCREASES (DECREASES)</b>					
Depreciation	(1,059,927)	(1,122,090)			
Repayment of loan	168,661	124,959			
<b>CHANGE IN NET ASSETS GAAP BASIS</b>	<b><u>\$ (376,468)</u></b>	<b><u>\$ (967,226)</u></b>			
Beginning Fund Equity:	<u>\$ 25,780,280</u>	<u>\$ 25,403,812</u>			
Fund Equity, June 30	<u>\$ 25,403,812</u>	<u>\$ 24,436,586</u>			

**PICKENS COUNTY**

<b>AIRPORT</b>	<b>FY 2013 ACTUAL</b>	<b>FY 2014 ACTUAL</b>	<b>FY 2015 BUDGET</b>	<b>FY 2015 ESTIMATED</b>	<b>FY 2016 BUDGET</b>
<b>OPERATING REVENUES</b>					
Charges for Service	\$ 550,821	\$ 494,435	\$ 521,816	\$ 521,816	\$ 496,849
Intergovernmental	232,567	-	-	-	-
	<u>783,388</u>	<u>494,435</u>	<u>521,816</u>	<u>521,816</u>	<u>496,849</u>
<b>OPERATING EXPENSES</b>					
Personnel Services	120,001	114,196	113,291	113,291	122,297
Operating Expenses	448,360	407,657	422,600	422,600	414,552
	<u>568,361</u>	<u>521,853</u>	<u>535,891</u>	<u>535,891</u>	<u>536,849</u>
<b>OPERATING (LOSS) INCOME</b>	<u><b>215,027</b></u>	<u><b>(27,418)</b></u>	<u><b>(14,075)</b></u>	<u><b>(14,075)</b></u>	<u><b>(40,000)</b></u>
<b>NON-OPERATING REVENUES (EXPENSES)</b>					
Capital Contribution	813	224,253	-	-	-
Transfer from General Fund	57,882	56,629	14,075	14,075	40,000
	<u>58,695</u>	<u>280,882</u>	<u>14,075</u>	<u>14,075</u>	<u>40,000</u>
<b>NET INCOME (LOSS) - BUDGETARY BASIS</b>	<u><b>\$ 273,722</b></u>	<u><b>\$ 253,464</b></u>	<u><b>\$ -</b></u>	<u><b>\$ -</b></u>	<u><b>\$ -</b></u>
<b>ADJUSTMENT TO GAAP BASIS INCREASES (DECREASES)</b>					
Depreciation	\$ (378,655)	\$ (394,339)			
Capital	-	-			
Prior Period Adjustment	-	-			
<b>CHANGE IN NET ASSETS GAAP BASIS</b>	<u><b>\$ (104,933)</b></u>	<u><b>\$ (140,875)</b></u>			
Beginning Fund Equity:	<u>\$ 5,680,599</u>	<u>\$ 5,575,666</u>			
Fund Equity, June 30	<u>\$ 5,575,666</u>	<u>\$ 5,434,791</u>			

Next FY **FY 2016**

Current FY **FY 2015**

Prior FY **FY 2014**

Prior FY 2 **FY 2013**