

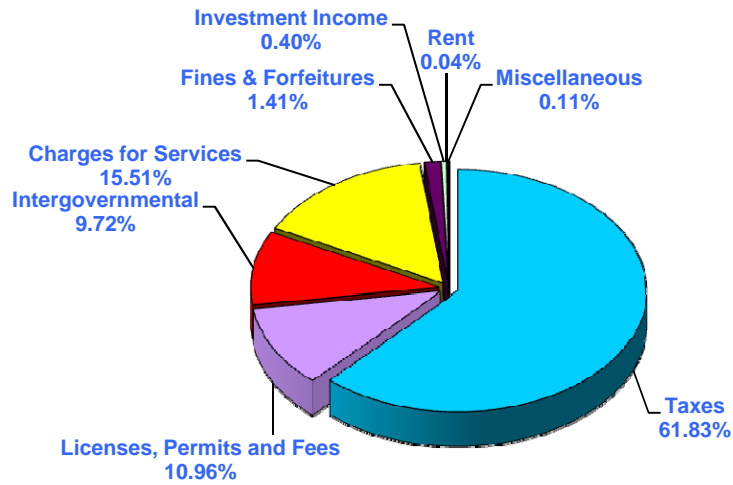
**PICKENS COUNTY**

**FINANCIAL SUMMARY**

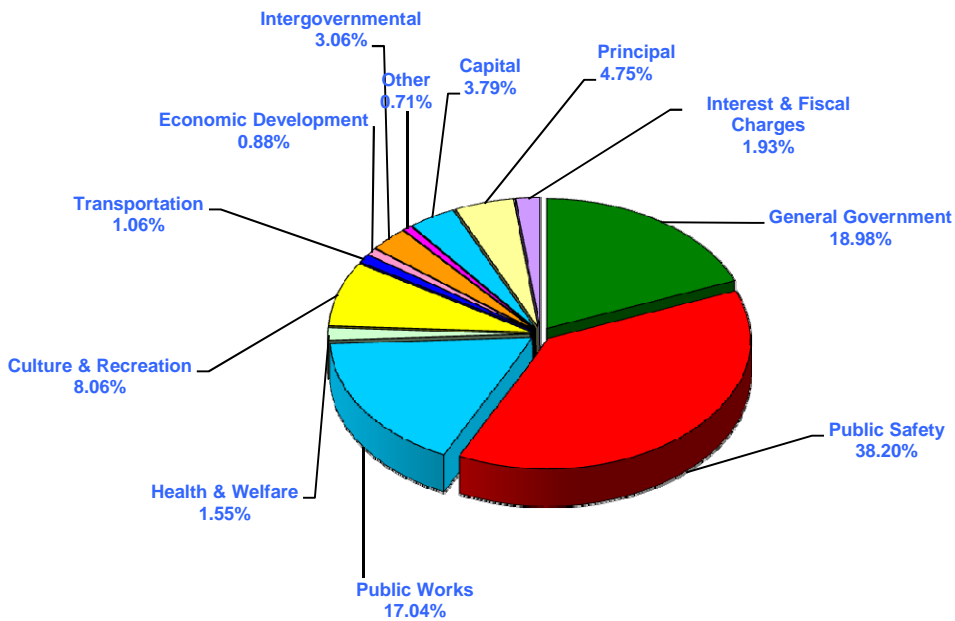
	GOVERNMENTAL FUND TYPES					TOTAL FY 2012	TOTAL FY 2011
	GENERAL FUND	DEBT SERVICE	SPECIAL REVENUES	CAPITAL PROJECTS	ENTERPRISE FUNDS		
<b>REVENUES</b>							
Taxes	\$ 23,632,252	2,679,060	\$ 5,463,505	\$ -	\$ -	\$ 31,774,817	\$ 31,077,187
Licenses, Permits and Fees	527,600	-	5,104,995	-	-	5,632,595	5,448,421
Intergovernmental	4,613,748	-	309,104	-	72,240	4,995,092	5,742,694
Charges for Services	5,745,217	-	158,560	-	2,064,894	7,968,671	7,548,926
Fines & Forfeitures	600,000	-	124,000	-	-	724,000	733,000
Investment Income	196,704	-	10,100	-	-	206,804	295,554
Rent	22,103	-	-	-	-	22,103	22,223
Contributions	-	-	13,000	-	-	13,000	63,300
Miscellaneous	54,300	-	2,300	-	-	56,600	52,300
	<u>35,391,924</u>	<u>2,679,060</u>	<u>11,185,564</u>	<u>-</u>	<u>2,137,134</u>	<u>51,393,682</u>	<u>50,983,605</u>
<b>EXPENDITURES</b>							
General Government	9,825,824	-	-	-	-	9,825,824	9,701,212
Public Safety	15,594,958	-	4,179,968	-	-	19,774,926	19,924,253
Public Works	5,706,542	-	1,860,000	-	1,254,707	8,821,249	8,795,645
Health & Welfare	801,793	-	-	-	-	801,793	765,222
Culture & Recreation	492,721	-	3,678,946	-	-	4,171,667	4,372,977
Transportation	-	-	-	-	547,627	547,627	517,924
Economic Development	-	-	456,164	-	-	456,164	325,000
Intergovernmental	417,230	-	1,165,000	-	-	1,582,230	1,620,353
Other	368,525	-	-	-	-	368,525	388,353
Capital	1,487,787	-	245,000	-	228,565	1,961,352	2,199,570
Debt Service							
Principal	-	2,008,412	363,774	-	84,718	2,456,904	2,299,953
Interest & Fiscal Charges	-	670,648	99,082	-	230,787	1,000,517	1,082,883
	<u>34,695,380</u>	<u>2,679,060</u>	<u>12,047,934</u>	<u>-</u>	<u>2,346,404</u>	<u>51,768,778</u>	<u>51,993,345</u>
<b>REVENUES OVER (UNDER) EXPENDITURES</b>	<b>696,544</b>	<b>-</b>	<b>(862,370)</b>	<b>-</b>	<b>(209,270)</b>	<b>(375,096)</b>	<b>(1,009,740)</b>
<b>OTHER FINANCING SOURCES (USES)</b>							
* Transfer In (Out)	(836,544)	-	699,269	-	137,275	-	-
Sale of Fixed Assets	140,000	-	-	-	-	140,000	25,000
Proceeds from Bond Issuance	-	-	-	-	-	-	240,000
Proceeds from Capital Lease	-	-	-	-	-	-	311,000
Fund Balance/Equity	-	-	163,101	-	71,995	235,096	433,740
	<u>(696,544)</u>	<u>-</u>	<u>862,370</u>	<u>-</u>	<u>209,270</u>	<u>375,096</u>	<u>1,009,740</u>
<b>REVENUES &amp; OTHER SOURCES OVER EXPENDITURES</b>	<b>\$ -</b>	<b>\$ -</b>	<b>\$ -</b>	<b>\$ -</b>	<b>\$ -</b>	<b>\$ -</b>	<b>\$ -</b>
Beginning Fund Balance:	<u>25,544,375</u>	<u>314,693</u>	<u>3,806,207</u>	<u>-</u>	<u>30,948,225</u>	<u>60,613,500</u>	
Ending Fund Balance, June 30	<u>25,544,375</u>	<u>314,693</u>	<u>3,643,106</u>	<u>-</u>	<u>30,876,230</u>	<u>60,378,404</u>	

# SUMMARY OF ALL FUNDS

## REVENUES BY SOURCE



## EXPENDITURES BY FUNCTION



**PICKENS COUNTY**

**CAPITAL EQUIPMENT LIST**

<b>DEPARTMENT</b>	<b>FY 2012 BUDGET</b>
<b>GENERAL GOVERNMENT</b>	
Register of Deeds	
Copier	\$ 6,725
Administrator	
Vehicle	20,778
Assessor	
Vehicle	20,778
Registration & Elections	
Copier	9,725
Information Systems	
Database Server-Financial	37,663
Newtork Domain Controller (primary)	11,138
Newtork Domain Controller (secondary)	7,858
Database Server-Tax Collections	12,818
Capital Replacment Program	
Future Capital	78,620
	<b>\$ 206,103</b>
<b>PUBLIC SAFETY</b>	
Building Codes	
Vehicle	23,100
Sheriff	
Body Wire System	8,000
Vehicle (3)	80,800
Metal Building for Evidence Storage	20,000
Emergency Management	
Vehicle	36,000
Prison	
Vehicle	27,504
Emergency Medical Services	
Ambulance (2)	195,600
Shady Grove Fire District	
Brush Truck with Skids	40,000
Vineyards Fire District	
Fill Station for SCBA's	45,000
	<b>\$ 476,004</b>
<b>PUBLIC WORKS</b>	
Roads & Bridges	
50 Ton Trailer	30,000
Tilt Trailer	13,650
Dump Truck	107,000
Salt Brine System	79,500
Reflective Gage System	13,750
Vehicle	33,000
Excavator	112,000
Tractor	110,500

**PICKENS COUNTY**

**CAPITAL EQUIPMENT LIST**

DEPARTMENT	FY 2012 BUDGET
<b>PUBLIC WORKS, continued</b>	
Solid Waste	
Tar Distributor	73,500
Old Liberty Road Bridge	90,000
Transfer Station Loader	\$ 210,000
Skid Steer	34,000
Vehicle	31,000
Compactor	13,200
Commerical Lawn Mower	8,480
Public Service Commission	
Spetic System for Stockade	200,000
	<b>\$ 1,159,580</b>
 <b>HEALTH &amp; WELFARE</b>	
Stormwater Management	
Truck	21,100
	<b>\$ 21,100</b>
 <b>CULTURE &amp; RECREATION</b>	
Library	
Virtualization Server	16,000
Copier (2)	14,000
Museum	
Performing Arts Pavillion	40,000
	<b>\$ 70,000</b>
 <b>TRANSPORTATION</b>	
Airport	
Aircraft Tug	28,565
	<b>\$ 28,565</b>
<b>TOTAL CAPITAL EQUIPMENT</b>	<b>\$ 1,961,352</b>
 <b>SOURCE OF REVENUE</b>	
Capital Appropriation	\$ 1,487,787
Public Service Commission	200,000
Airport	28,565
Library Funds	30,000
Accommodation Fee	40,000
Road User Fee	90,000
Fire District Fees	85,000
<b>TOTAL SOURCE OF REVENUE</b>	<b>\$ 1,961,352</b>

**PICKENS COUNTY**

**COMPARISON OF  
AUTHORIZED POSITIONS BY FUNCTION**

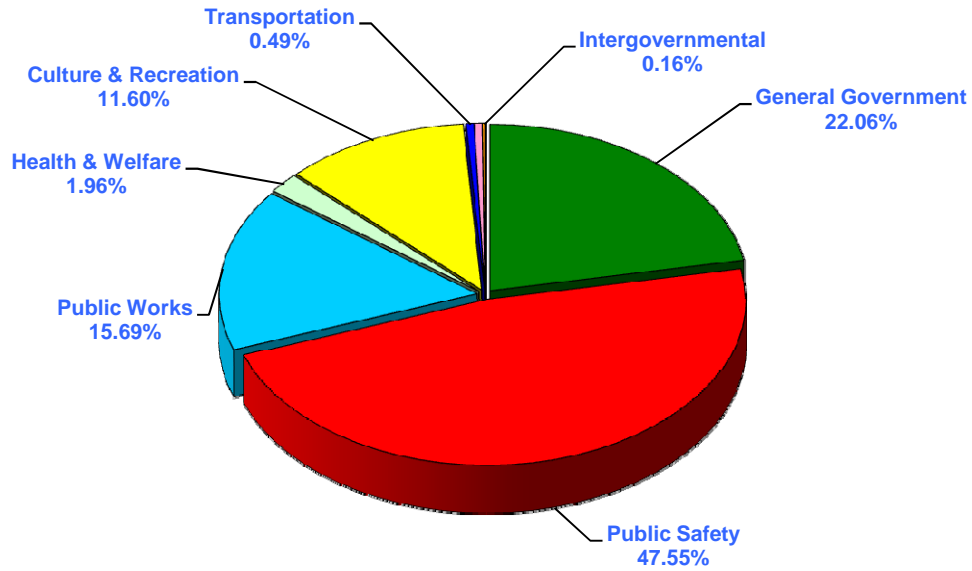
<b>DEPARTMENT</b>	<b>FY 2007 BUDGET</b>	<b>FY 2008 BUDGET</b>	<b>FY 2009 BUDGET</b>	<b>FY 2010 BUDGET</b>	<b>FY 2011 BUDGET</b>	<b>FY 2012 BUDGET</b>	<b>11/12 +/-</b>
<b>GENERAL GOVERNMENT</b>							
Council	7	7	7	7	7	7	-
Solicitor	11	11	11	12	11	11	-
Public Defender	1	1	2	2	2	2	-
Probate Court	5	5	5	5	5	5	-
Register of Deeds	6	5	5	5	4	4	-
Clerk of Court	13	14	14	14	14	14	-
Administrator	4	5	5	4	3	3	-
Purchasing	4	4	4	3	3	3	-
Finance	6	6	6	7	6	6	-
Building Maintenance	17	17	17	17	16	17	1
Human Resources	2	2	2	2	2	2	-
Delinquent Tax	3	3	3	3	3	3	-
Risk Manager	-	-	1	-	-	-	-
Treasurer	6	6	6	6	6	6	-
Auditor	7	7	7	6	6	6	-
Tax Assessor	18	18	17	15	14	14	-
GIS Mapping	5	5	5	5	4	4	-
Registration & Elections	2	3	3	2	2	2	-
Planning	2	3	3	2	2	2	-
Information Systems	8	7	7	7	6	6	-
Magistrate Court	11	11	11	11	9	9	-
Public Relations	1	1	-	-	-	-	-
Vehicle Maintenance	9	9	9	9	9	9	-
	<b>148</b>	<b>150</b>	<b>150</b>	<b>144</b>	<b>134</b>	<b>135</b>	<b>1</b>
<b>PUBLIC SAFETY</b>							
Building Codes	8	8	9	8	5	5	-
E-911	3	3	3	3	3	3	-
Sheriff's Department	137	137	139	139	139	140	1
Emergency Management	3	3	3	3	3	3	-
Coroner	2	2	2	1	1	1	-
Prison	15	15	15	15	15	15	-
Emergency Medical Services	88	87	85	85	85	85	-
Fire Department	-	-	1	-	-	-	-
Victim Advocate	4	4	4	4	3	2	(1)
Dacusville Fire District	1	1	1	6	6	6	-
Springs Fire District	-	-	4	-	-	-	-
Crosswell Fire District	-	-	-	4	8	14	6
Vineyards Fire District	7	8	17	17	17	17	-
	<b>268</b>	<b>268</b>	<b>283</b>	<b>285</b>	<b>285</b>	<b>291</b>	<b>6</b>

**PICKENS COUNTY**

**COMPARISON OF  
AUTHORIZED POSITIONS BY FUNCTION**

<b>DEPARTMENT</b>	<b>FY 2007 BUDGET</b>	<b>FY 2008 BUDGET</b>	<b>FY 2009 BUDGET</b>	<b>FY 2010 BUDGET</b>	<b>FY 2011 BUDGET</b>	<b>FY 2012 BUDGET</b>	<b>11/12 +/-</b>
<b>PUBLIC WORKS</b>							
Roads & Bridges	29	29	28	27	26	27	1
Engineering	2	2	2	2	2	2	-
Solid Waste	64	64	64	60	60	59	(1)
Public Service Commission	9	8	8	8	8	8	-
	<b>104</b>	<b>103</b>	<b>102</b>	<b>97</b>	<b>96</b>	<b>96</b>	<b>-</b>
<b>HEALTH &amp; WELFARE</b>							
Storm Water Management	1	1	1	1	1	2	1
Animal Control	5	5	7	7	7	7	-
Veterans Affairs	3	3	3	3	3	3	-
	<b>9</b>	<b>9</b>	<b>11</b>	<b>11</b>	<b>11</b>	<b>12</b>	<b>1</b>
<b>CULTURE &amp; RECREATION</b>							
Cultural Commission	5	5	5	5	5	5	-
Park	8	8	8	8	8	9	1
Library	56	56	56	59	57	57	-
	<b>69</b>	<b>69</b>	<b>69</b>	<b>72</b>	<b>70</b>	<b>71</b>	<b>1</b>
<b>TRANSPORTATION</b>							
Airport	4	4	4	3	3	3	-
	<b>4</b>	<b>4</b>	<b>4</b>	<b>3</b>	<b>3</b>	<b>3</b>	<b>-</b>
<b>ECONOMIC DEVELOPMENT</b>							
Economic Development	3	-	-	-	2	3	1
	<b>3</b>	<b>-</b>	<b>-</b>	<b>-</b>	<b>2</b>	<b>3</b>	<b>1</b>
<b>INTERGOVERNMENTAL</b>							
Legislative Delegation	1	1	1	1	1	1	-
	<b>1</b>	<b>1</b>	<b>1</b>	<b>1</b>	<b>1</b>	<b>1</b>	<b>-</b>
<b>TOTAL EMPLOYEES</b>	<b>606</b>	<b>604</b>	<b>620</b>	<b>613</b>	<b>602</b>	<b>612</b>	<b>10</b>

**POSITIONS BY FUNCTION**



<b>FUNCTION</b>	<b>FY 2007 BUDGET</b>	<b>FY 2008 BUDGET</b>	<b>FY 2009 BUDGET</b>	<b>FY 2010 BUDGET</b>	<b>FY 2011 BUDGET</b>	<b>FY 2012 BUDGET</b>	<b>10/11 +/-</b>
General Government	148	150	150	144	134	135	1
Public Safety	268	268	283	285	285	291	6
Public Works	104	103	102	97	96	96	-
Health & Welfare	9	9	11	11	11	12	1
Culture & Recreation	69	69	69	72	70	71	1
Transportation	4	4	4	3	3	3	-
Economic Development	3	-	-	-	2	3	1
Intergovernmental	1	1	1	1	1	1	-
	<b>606</b>	<b>604</b>	<b>620</b>	<b>613</b>	<b>602</b>	<b>612</b>	<b>10</b>

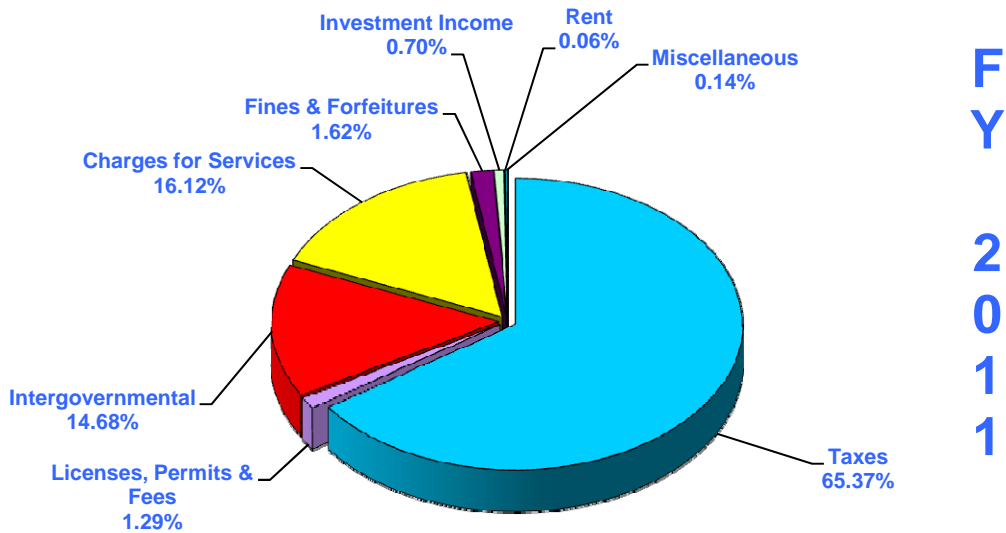
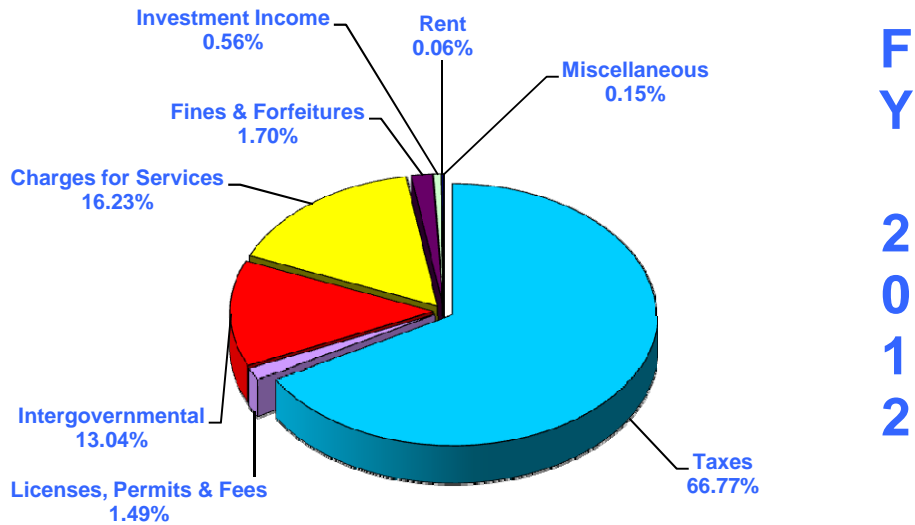
**PICKENS COUNTY**

GENERAL FUND	FY 2009 ACTUAL	FY 2010 ACTUAL	FY 2011 BUDGET	FY 2011 ESTIMATED	FY 2012 BUDGET
<b>REVENUES</b>					
Taxes	\$ 22,737,221	\$ 23,568,552	\$ 23,218,867	\$ 23,727,698	\$ 23,632,252
Licenses, Permits & Fees	467,256	513,715	457,600	479,100	527,600
Intergovernmental	6,784,298	5,791,912	5,214,763	5,043,198	4,613,748
Charges for Services	5,696,324	6,095,896	5,726,017	5,879,317	5,745,217
Fines & Forfeitures	634,347	703,323	575,000	600,000	600,000
Investment Income	300,063	162,122	249,404	249,404	196,704
Rent	22,103	20,052	22,103	25,000	22,103
Contributions	2,014	862	3,300	1,300	-
Miscellaneous	324,715	68,262	50,000	57,120	54,300
	<u>36,968,341</u>	<u>36,924,696</u>	<u>35,517,054</u>	<u>36,062,137</u>	<u>35,391,924</u>
<b>EXPENDITURES</b>					
General Government	10,140,899	9,692,031	9,701,212	9,620,549	9,825,824
Public Safety	15,324,823	15,813,330	15,563,130	15,212,665	15,594,958
Public Works	5,965,277	5,850,818	5,892,906	5,776,552	5,706,542
Health & Welfare	821,767	753,574	765,222	744,535	801,793
Culture & Recreation	557,188	506,158	476,148	471,865	492,721
Economic Development	-	481,278	-	-	-
Intergovernmental	452,016	420,870	437,653	431,867	417,230
Other	139,100	285,816	388,353	334,135	368,525
Capital Outlay	2,439,830	1,649,638	1,572,070	4,417,276	1,487,787
Debt Service					
Principal	-	-	-	-	-
Interest & Fiscal Charges	-	-	-	-	-
	<u>35,840,900</u>	<u>35,453,513</u>	<u>34,796,694</u>	<u>37,009,444</u>	<u>34,695,380</u>
<b>REVENUES OVER (UNDER) EXPENDITURES</b>	<b><u>1,127,441</u></b>	<b><u>1,471,183</u></b>	<b><u>720,360</u></b>	<b><u>(947,307)</u></b>	<b><u>696,544</u></b>
<b>OTHER FINANCING SOURCES (USES)</b>					
Transfer In (Out)	(4,367,271)	6,368	(1,018,491)	(1,018,491)	(836,544)
Sale of Fixed Assets	1,192,908	37,014	25,000	1,015,000	140,000
Proceeds of Bond Issuance	293,510	122,894	-	-	-
Budgeted Fund Balance	-	-	273,131	273,131	-
	<u>(2,880,853)</u>	<u>166,276</u>	<u>(720,360)</u>	<u>269,640</u>	<u>(696,544)</u>
<b>REVENUES &amp; OTHER FINANCING OVER (UNDER) EXPENDITURES</b>	<b><u>\$ (1,753,413)</u></b>	<b><u>\$ 1,637,459</u></b>	<b><u>\$ -</u></b>	<b><u>\$ (677,667)</u></b>	<b><u>\$ -</u></b>
Beginning Fund Balance:	<u>\$ 26,337,995</u>	<u>\$ 24,584,583</u>	<u>\$ 26,222,042</u>	<u>\$ 26,222,042</u>	<u>\$ 25,544,375</u>
Encumbrances	-	-	-	-	-
Fund Balance, June 30	<u>\$ 24,584,583</u>	<u>\$ 26,222,042</u>	<u>\$ 25,948,911</u>	<u>\$ 25,544,375</u>	<u>\$ 25,544,375</u>



# "WHERE THE MONEY COMES FROM"

## REVENUES BY CATEGORY



**PICKENS COUNTY**

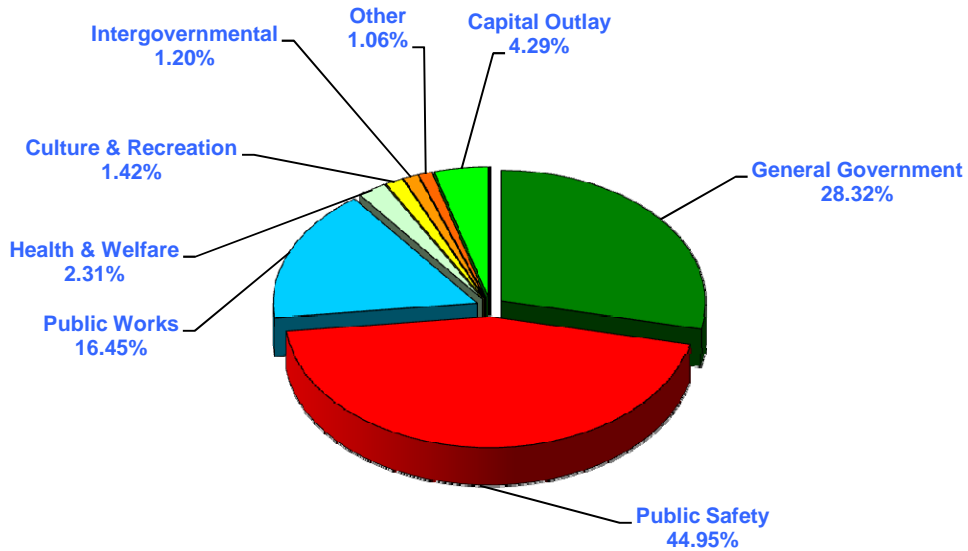
SOURCE OF REVENUE	FY 2009 ACTUAL	FY 2010 ACTUAL	FY 2011 BUDGET	FY 2011 ESTIMATED	FY 2012 BUDGET	% CHANGE 11-12
<b>TAXES</b>						
Taxes	\$ 21,725,449	\$ 22,129,472	\$ 22,144,927	\$ 22,353,758	\$ 22,198,312	0.2%
Merchant Inventory	123,940	123,940	123,940	123,940	123,940	0.0%
Delinquent Tax Collection	887,832	1,315,140	950,000	1,250,000	1,310,000	37.9%
	<b>22,737,221</b>	<b>23,568,552</b>	<b>23,218,867</b>	<b>23,727,698</b>	<b>23,632,252</b>	<b>1.8%</b>
<b>LICENSES, PERMITS &amp; FEES</b>						
Septic Tank Fees	3	2,583	1,000	2,500	1,000	0.0%
Building Permits	267,701	216,430	250,000	225,000	225,000	-10.0%
Mobile Home Licenses	28,454	27,610	30,000	25,000	25,000	-16.7%
Septic Tank Licenses	725	1,275	1,600	1,600	1,600	0.0%
Cable TV Franchise	170,373	265,817	175,000	225,000	275,000	57.1%
	<b>467,256</b>	<b>513,715</b>	<b>457,600</b>	<b>479,100</b>	<b>527,600</b>	<b>15.3%</b>
<b>INTERGOVERNMENTAL</b>						
State Aid to Subdivision	6,087,488	5,082,264	4,603,056	4,403,056	3,880,000	-15.7%
School Resource Officers	96,000	96,000	96,000	96,000	96,000	0.0%
Tax Discount	731	535	500	500	500	0.0%
State Comptroller General	11,290	7,875	11,290	7,875	7,875	-30.2%
State Election Commission	8,785	9,623	14,150	1,000	1,000	-92.9%
Election Reimbursement	144,041	87,269	82,615	82,615	176,733	113.9%
Pollution Control Rebate	9,900	1,750	20,000	20,000	15,000	-25.0%
Litter Control Agreement	35,614	38,822	32,200	32,200	35,000	8.7%
Veterans Affairs	6,704	7,152	6,500	6,500	6,500	0.0%
Federal Financial Assistance	112,419	139,444	75,000	75,000	75,000	0.0%
Youth Court	15,000	15,000	-	-	-	
Grants - Other	32,727	54,622	36,452	36,452	40,140	
Solicitors Reimbursement	199,849	232,109	215,000	260,000	260,000	20.9%
Health Department	23,750	19,447	22,000	22,000	20,000	-9.1%
	<b>6,784,298</b>	<b>5,791,912</b>	<b>5,214,763</b>	<b>5,043,198</b>	<b>4,613,748</b>	<b>-11.5%</b>
<b>CHARGES FOR SERVICES</b>						
Delinquent Collection Cost	181,432	323,806	150,000	250,000	250,000	66.7%
Planning Sales	19,981	3,569	2,500	2,500	2,500	0.0%
Building Codes Reinspection Fees	-	100	100	100	100	0.0%
Youth Court	975	1,855	1,000	1,800	1,000	
Register of Deeds Fees	633,312	554,663	500,000	550,000	525,000	5.0%
Judge of Probate Fees	187,687	244,068	200,000	200,000	200,000	0.0%
Marriage Ceremony Fees	4,375	4,600	3,500	3,500	3,500	0.0%
Special Assessments	8,098	3,244	1,700	1,700	1,700	0.0%
Family Court Fees	263,962	234,962	260,000	260,000	220,000	-15.4%
Sheriff Fees	22,331	21,020	23,000	23,000	23,000	0.0%
Recycling Drivers	81,952	83,378	90,000	100,000	50,000	-44.4%
Lake Patrol	18,388	20,999	33,000	33,000	33,000	0.0%

**PICKENS COUNTY**

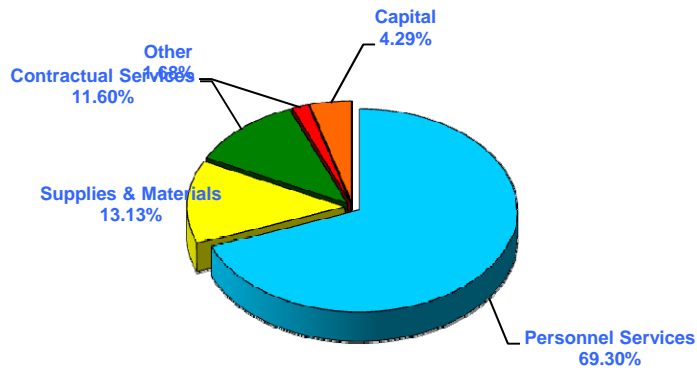
SOURCE OF REVENUE	FY 2009 ACTUAL	FY 2010 ACTUAL	FY 2011 BUDGET	FY 2011 ESTIMATED	FY 2012 BUDGET	% CHANGE 11-12
<b>CHARGES FOR SERVICES, continued</b>						
E.M.S. Fees	\$ 2,770,076	\$ 3,106,895	\$ 2,900,000	\$ 3,000,000	\$ 3,000,000	3.4%
Landfill User Fees	567,556	527,935	577,300	477,300	477,500	-17.3%
Sale of Recyclables	485,306	515,609	518,700	518,700	518,700	0.0%
Vehicle Maintenance Service	5,802	5,802	5,000	5,000	5,000	0.0%
Sale of Fuel - Surcharge	192	383	7	7	7	0.0%
Stormwater Management	17,225	13,475	20,000	20,000	15,000	-25.0%
Commerce Park	26,611	35,888	40,000	40,000	35,000	-12.5%
Mile Creek Park	202,085	205,473	200,000	200,000	200,000	0.0%
Animal Control	330	490	500	500	500	0.0%
Data Processing Fees	168,431	170,888	171,710	171,710	171,710	0.0%
Sheriff Wrecker Fee	175	385	1,500	1,500	500	-66.7%
Sale of Materials & Supplies	7,928	5,431	7,500	4,000	4,000	-46.7%
Sale of Pipe Culvert	3,846	4,041	4,000	-	-	
Housing of Prisoners	18,268	6,937	15,000	15,000	7,500	-50.0%
	<b>5,696,324</b>	<b>6,095,896</b>	<b>5,726,017</b>	<b>5,879,317</b>	<b>5,745,217</b>	<b>0.3%</b>
<b>FINES &amp; FORFEITURES</b>						
Magistrate Fines	445,526	454,540	375,000	400,000	400,000	6.7%
Clerk of Court Fines	188,821	248,783	200,000	200,000	200,000	0.0%
	<b>634,347</b>	<b>703,323</b>	<b>575,000</b>	<b>600,000</b>	<b>600,000</b>	<b>4.3%</b>
<b>INVESTMENT INCOME</b>						
Interest on Investments	299,311	109,741	200,000	200,000	150,000	-25.0%
Interest on Fire Loans	752	52,381	49,404	49,404	46,704	-5.5%
	<b>300,063</b>	<b>162,122</b>	<b>249,404</b>	<b>249,404</b>	<b>196,704</b>	<b>-21.1%</b>
<b>RENT</b>						
Rent from Property	22,103	20,052	22,103	25,000	22,103	0.0%
	<b>22,103</b>	<b>20,052</b>	<b>22,103</b>	<b>25,000</b>	<b>22,103</b>	<b>0.0%</b>
<b>CONTRIBUTIONS</b>						
E.M.S. Donations	-	-	300	300	-	-100.0%
Hazmat Donations	-	601	1,000	1,000	-	-100.0%
Donations	220	50	2,000	-	-	-100.0%
Animal Control Donations	1,794	211	-	-	-	
	<b>2,014</b>	<b>862</b>	<b>3,300</b>	<b>1,300</b>	<b>-</b>	<b>-100.0%</b>
<b>MISCELLANEOUS</b>						
Returned Check Fee	2,090	1,650	2,000	2,000	2,000	0.0%
Other Revenue	302,210	45,452	30,000	30,000	30,000	0.0%
Pay Phone Commission	16,857	18,738	15,000	19,000	19,800	32.0%
Vending Machine Commission	2,558	2,422	3,000	2,500	2,500	-16.7%
Insurance Reimbursement	1,000	-	-	3,620	-	
	<b>324,715</b>	<b>68,262</b>	<b>50,000</b>	<b>57,120</b>	<b>54,300</b>	<b>8.6%</b>
<b>TOTAL GENERAL FUND</b>	<b>\$ 36,968,341</b>	<b>\$ 36,924,696</b>	<b>\$ 35,517,054</b>	<b>\$ 36,062,137</b>	<b>\$ 35,391,924</b>	<b>-0.4%</b>

# "WHERE THE MONEY GOES"

## EXPENDITURES BY FUNCTION



## EXPENDITURES BY CATEGORY



**PICKENS COUNTY**

DEPARTMENT	FY 2009 ACTUAL	FY 2010 ACTUAL	FY 2011 BUDGET	FY 2011 ESTIMATED	FY 2012 BUDGET	% CHANGE 11-12
<b>GENERAL GOVERNMENT</b>						
Council	\$ 201,792	\$ 203,871	\$ 204,922	\$ 195,686	\$ 194,734	-5.0%
Attorney	73,102	121,289	109,558	109,558	108,480	-1.0%
State Solicitor	806,930	832,437	773,889	816,720	773,938	0.0%
Public Defender	91,549	93,557	94,303	93,021	95,142	0.9%
Probate Court	284,993	288,782	285,092	278,182	307,127	7.7%
Register of Deeds	384,077	202,485	238,663	240,598	359,400	50.6%
Clerk of Court	635,318	616,336	627,882	600,333	606,594	-3.4%
Administrator	440,811	311,131	400,825	394,732	405,848	1.3%
Purchasing	180,767	181,229	158,090	149,973	157,302	-0.5%
Finance	435,150	434,559	435,184	441,374	447,000	2.7%
Building Maintenance	1,432,655	1,481,960	1,509,745	1,522,520	1,404,156	-7.0%
Human Resources	207,625	211,823	178,349	179,728	190,250	6.7%
Delinquent Tax	294,730	250,811	252,741	243,494	253,949	0.5%
Risk Manager	294	-	-	-	-	
Circuit Judge *	5,058	4,607	4,355	4,355	4,810	10.4%
Treasurer	435,958	430,341	427,481	428,328	430,094	0.6%
Auditor	361,099	320,043	329,948	316,042	315,696	-4.3%
Tax Assessor	751,945	772,277	776,001	749,949	753,690	-2.9%
Board of Appeals *	2,256	820	2,000	2,000	2,000	0.0%
GIS Mapping	325,882	323,673	310,371	302,494	310,783	0.1%
Registration & Elections	248,057	282,853	260,438	258,920	338,539	30.0%
Planning Commission	190,720	147,490	152,135	150,099	153,082	0.6%
Information Systems	1,064,782	917,089	970,862	962,572	1,033,300	6.4%
Magistrate Court	705,480	686,208	626,555	611,115	605,236	-3.4%
Vehicle Maintenance	535,965	550,194	543,373	540,306	545,874	0.5%
Public Relations	43,904	26,166	28,450	28,450	28,800	1.2%
	<b>10,140,899</b>	<b>9,692,031</b>	<b>9,701,212</b>	<b>9,620,549</b>	<b>9,825,824</b>	<b>1.3%</b>
<b>PUBLIC SAFETY</b>						
Sheriff	8,431,839	8,967,415	8,668,874	8,610,546	8,819,566	1.7%
Emergency Management	230,257	302,278	343,181	337,071	385,332	12.3%
Coroner	170,386	163,526	184,387	184,407	202,787	10.0%
Prison Camp	1,225,627	1,271,085	1,297,671	1,217,390	1,276,501	-1.6%
Emergency Medical Services	4,612,100	4,541,918	4,631,828	4,426,830	4,469,908	-3.5%
Building Codes	502,241	435,335	301,322	306,838	310,238	3.0%
County Radio System *	26,351	26,067	26,000	26,000	26,000	0.0%
E-911	126,022	105,706	109,867	103,583	104,626	-4.8%
	<b>15,324,823</b>	<b>15,813,330</b>	<b>15,563,130</b>	<b>15,212,665</b>	<b>15,594,958</b>	<b>0.2%</b>
<b>PUBLIC WORKS</b>						
Roads & Bridges	2,166,293	2,233,468	2,175,681	2,259,293	2,289,310	5.2%
Solid Waste	3,637,358	3,454,872	3,551,866	3,355,224	3,255,224	-8.4%
Engineering	161,626	162,478	165,359	162,035	162,008	-2.0%
	<b>5,965,277</b>	<b>5,850,818</b>	<b>5,892,906</b>	<b>5,776,552</b>	<b>5,706,542</b>	<b>-3.2%</b>

**PICKENS COUNTY**

DEPARTMENT	FY 2009 ACTUAL	FY 2010 ACTUAL	FY 2011 BUDGET	FY 2011 ESTIMATED	FY 2012 BUDGET	% CHANGE 11-12
<b>HEALTH &amp; WELFARE</b>						
Health Department *	\$ 49,375	\$ 54,438	\$ 54,188	\$ 54,188	\$ 51,008	-5.9%
Animal Control	410,825	410,711	424,467	404,747	414,379	-2.4%
Humane Society *	75,000	75,276	70,000	70,000	70,000	0.0%
Veterans Affairs	126,556	95,216	99,125	98,582	100,011	0.9%
Storm Water Management	128,511	85,933	90,442	90,018	139,395	54.1%
Samaritan Health Clinic	25,000	25,000	20,000	20,000	20,000	-
Gloden Harvest Food Bank	1,500	2,000	2,000	2,000	2,000	
Pickens Meals on Wheels	5,000	5,000	5,000	5,000	5,000	0.0%
	<b>821,767</b>	<b>753,574</b>	<b>765,222</b>	<b>744,535</b>	<b>801,793</b>	<b>4.8%</b>
<b>CULTURE &amp; RECREATION</b>						
Cultural Commission	310,829	314,063	284,040	277,808	287,561	1.2%
Mile Creek Park	210,359	192,095	192,108	194,057	205,160	6.8%
Pickens Heritage Corridor *	36,000	-	-	-	-	
	<b>557,188</b>	<b>506,158</b>	<b>476,148</b>	<b>471,865</b>	<b>492,721</b>	<b>3.5%</b>
<b>ECONOMIC DEVELOPMENT</b>						
Economic Development	-	481,278	-	-	-	
	<b>-</b>	<b>481,278</b>	<b>-</b>	<b>-</b>	<b>-</b>	
<b>INTERGOVERNMENTAL</b>						
Legislative Delegation	28,750	28,976	21,803	16,017	21,220	-2.7%
Seniors Unlimited *	20,000	20,000	10,000	10,000	5,000	-50.0%
Social Services *	51,368	84,335	85,890	85,890	74,530	-13.2%
Mental Health *	20,000	-	-	-	-	
Medical Indigent *	206,254	203,821	214,067	214,067	214,067	0.0%
Appalachian COG *	45,593	45,593	45,593	45,593	45,593	0.0%
Clemson Extension *	33,371	34,645	56,800	56,800	56,820	0.0%
Soil & Water Conservation *	46,680	3,500	3,500	3,500	-	-100.0%
	<b>452,016</b>	<b>420,870</b>	<b>437,653</b>	<b>431,867</b>	<b>417,230</b>	<b>-4.7%</b>
<b>OTHER</b>						
Contingency *	120,075	73,882	148,000	98,000	158,500	7.1%
South Carolina Association Dues *	19,025	19,025	19,025	19,025	19,025	0.0%
Unemployment Insurance *	-	-	15,000	50,000	50,000	233.3%
Retiree Health Insurance	-	192,909	206,328	167,110	141,000	-31.7%
	<b>139,100</b>	<b>285,816</b>	<b>388,353</b>	<b>334,135</b>	<b>368,525</b>	<b>-5.1%</b>
<b>CAPITAL</b>						
Departmental Capital	2,439,830	1,649,638	1,572,070	4,417,276	1,487,787	-5.4%
	<b>2,439,830</b>	<b>1,649,638</b>	<b>1,572,070</b>	<b>4,417,276</b>	<b>1,487,787</b>	<b>-5.4%</b>
<b>TOTAL GENERAL FUND</b>	<b>\$ 35,840,900</b>	<b>\$ 35,453,513</b>	<b>\$ 34,796,694</b>	<b>\$ 37,009,444</b>	<b>\$ 34,695,380</b>	<b>-0.3%</b>

Note: The above-mentioned individual departments do not include capital or debt service

\* Non-Departmental

**PICKENS COUNTY**

<b>DEBT SERVICE FUND</b>	<b>FY 2009 ACTUAL</b>	<b>FY 2010 ACTUAL</b>	<b>FY 2011 BUDGET</b>	<b>FY 2011 ESTIMATED</b>	<b>FY 2012 BUDGET</b>
<b>REVENUES</b>					
Taxes	\$ 2,261,187	\$ 2,489,780	\$ 2,367,449	\$ 2,367,449	\$ 2,679,060
Intergovernmental	214,830	-	209,418	209,418	-
Investment Income	50	789	-	-	-
	<u>2,476,067</u>	<u>2,490,569</u>	<u>2,576,867</u>	<u>2,576,867</u>	<u>2,679,060</u>
<b>EXPENDITURES</b>					
Debt Service					
Principal	1,739,603	1,763,230	1,838,893	1,838,893	2,008,412
Interest & Fiscal Charges	839,091	797,734	737,974	737,974	670,648
	<u>2,578,694</u>	<u>2,560,964</u>	<u>2,576,867</u>	<u>2,576,867</u>	<u>2,679,060</u>
<b>REVENUES OVER (UNDER) EXPENDITURES</b>	<b><u>(102,627)</u></b>	<b><u>(70,395)</u></b>	<b><u>-</u></b>	<b><u>-</u></b>	<b><u>-</u></b>
<b>OTHER FINANCING SOURCES (USES)</b>					
Budgeted Fund Balance	-	(53,918)	-	-	-
	<u>-</u>	<u>(53,918)</u>	<u>-</u>	<u>-</u>	<u>-</u>
<b>REVENUES &amp; OTHER FINANCING OVER (UNDER) EXPENDITURES</b>	<b><u>\$ (102,627)</u></b>	<b><u>\$ (124,313)</u></b>	<b><u>\$ -</u></b>	<b><u>\$ -</u></b>	<b><u>\$ -</u></b>
Beginning Fund Balance:	<u>\$ 541,633</u>	<u>\$ 439,006</u>	<u>\$ 314,693</u>	<u>\$ 314,693</u>	<u>\$ 314,693</u>
Fund Balance, June 30	<u>\$ 439,006</u>	<u>\$ 314,693</u>	<u>\$ 314,693</u>	<u>\$ 314,693</u>	<u>\$ 314,693</u>



**PICKENS COUNTY**

<b>SPECIAL REVENUE FUNDS</b>	<b>FY 2009 ACTUAL</b>	<b>FY 2010 ACTUAL</b>	<b>FY 2011 BUDGET</b>	<b>FY 2011 ESTIMATED</b>	<b>FY 2012 BUDGET</b>
<b>REVENUES</b>					
Taxes	\$ 5,041,328	\$ 5,531,845	\$ 5,490,871	\$ 5,468,171	\$ 5,463,505
Licenses, Permits & Fees	4,839,910	4,915,287	4,990,821	4,990,821	5,104,995
Intergovernmental	567,755	498,760	318,513	313,513	309,104
Charges for Services	190,535	229,068	153,380	153,380	158,560
Fines & Forfeitures	155,873	142,198	158,000	158,000	124,000
Investment Income	21,378	8,323	46,150	41,150	10,100
Rent	10,494	-	120	120	-
Contributions	197,417	80,645	60,000	10,000	13,000
Miscellaneous	5,284	4,324	2,300	2,300	2,300
	<u>11,029,974</u>	<u>11,410,450</u>	<u>11,220,155</u>	<u>11,137,455</u>	<u>11,185,564</u>
<b>EXPENDITURES</b>					
Public Safety	3,416,612	3,680,706	4,361,123	4,361,123	4,179,968
Public Works	2,764,393	1,982,497	1,659,500	1,917,277	1,860,000
Culture & Recreation	3,381,620	3,354,010	3,896,829	3,925,239	3,678,946
Economic Development	578,695	357,902	325,000	325,000	456,164
Intergovernmental	1,185,375	1,166,366	1,182,700	1,160,000	1,165,000
Capital Outlay	3,845,308	818,003	571,000	571,000	245,000
Debt Service					
Principal	395,942	255,459	380,264	380,264	363,774
Interest & Fiscal Charges	63,781	99,167	110,201	110,201	99,082
	<u>15,631,726</u>	<u>11,714,110</u>	<u>12,486,617</u>	<u>12,750,104</u>	<u>12,047,934</u>
<b>REVENUES OVER (UNDER) EXPENDITURES</b>	<b><u>(4,601,752)</u></b>	<b><u>(303,660)</u></b>	<b><u>(1,266,462)</u></b>	<b><u>(1,612,649)</u></b>	<b><u>(862,370)</u></b>
<b>OTHER FINANCING SOURCES (USES)</b>					
Sale of Fixed Assets	-	-	-	-	-
Proceeds from Bond Issuance	1,800,000	-	240,000	240,000	-
Proceeds from Capital Lease	197,000	285,500	311,000	311,000	-
Transfer In (Out)	1,662,062	1,160,050	527,195	510,605	699,269
Budgeted Fund Balance	-	-	188,267	231,505	163,101
	<u>3,659,062</u>	<u>1,445,550</u>	<u>1,266,462</u>	<u>1,293,110</u>	<u>862,370</u>
<b>REVENUES &amp; OTHER FINANCING OVER (UNDER) EXPENDITURES</b>	<b><u>\$ (942,690)</u></b>	<b><u>\$ 1,141,890</u></b>	<b><u>\$ -</u></b>	<b><u>\$ (319,539)</u></b>	<b><u>\$ -</u></b>
Beginning Fund Balance:	<u>\$ 5,299,941</u>	<u>\$ 5,299,941</u>	<u>\$ 4,357,251</u>	<u>\$ 4,357,251</u>	<u>\$ 3,806,207</u>
Fund Balance, June 30	<u>\$ 4,357,251</u>	<u>\$ 4,158,051</u>	<u>\$ 4,168,984</u>	<u>\$ 3,806,207</u>	<u>\$ 3,643,106</u>

**PICKENS COUNTY**

<b>TRI-COUNTY TECHNICAL COLLEGE</b>	<b>FY 2009 ACTUAL</b>	<b>FY 2010 ACTUAL</b>	<b>FY 2011 BUDGET</b>	<b>FY 2011 ESTIMATED</b>	<b>FY 2012 BUDGET</b>
<b>REVENUES</b>					
Taxes	\$ 1,140,153	\$ 1,174,051	\$ 1,182,700	\$ 1,160,000	\$ 1,165,000
	1,140,153	1,174,051	1,182,700	1,160,000	1,165,000
<b>EXPENDITURES</b>					
Intergovernmental	1,185,375	1,166,366	1,182,700	1,160,000	1,165,000
	1,185,375	1,166,366	1,182,700	1,160,000	1,165,000
<b>REVENUES OVER (UNDER) EXPENDITURES</b>	<b>(45,222)</b>	<b>7,685</b>	<b>-</b>	<b>-</b>	<b>-</b>
<b>OTHER FINANCING SOURCES (USES)</b>					
	-	-	-	-	-
<b>REVENUES &amp; OTHER FINANCING OVER (UNDER) EXPENDITURES</b>	<b>\$ (45,222)</b>	<b>\$ 7,685</b>	<b>\$ -</b>	<b>\$ -</b>	<b>\$ -</b>
Beginning Fund Balance:	\$ 50,968	\$ 5,746	\$ 13,431	\$ 13,431	\$ 13,431
Fund Balance, June 30	\$ 5,746	\$ 13,431	\$ 13,431	\$ 13,431	\$ 13,431

**PICKENS COUNTY**

<b>FIXED NUCLEAR FUND</b>	<b>FY 2009 ACTUAL</b>	<b>FY 2010 ACTUAL</b>	<b>FY 2011 BUDGET</b>	<b>FY 2011 ESTIMATED</b>	<b>FY 2012 BUDGET</b>
<b>REVENUES</b>					
Intergovernmental	\$ 42,759	\$ 48,000	\$ 48,000	\$ 48,000	\$ 67,291
	42,759	48,000	48,000	48,000	67,291
<b>EXPENDITURES</b>					
Public Safety	45,588	58,717	58,082	58,082	78,196
	45,588	58,717	58,082	58,082	78,196
<b>REVENUES OVER (UNDER) EXPENDITURES</b>					
	<b>(2,829)</b>	<b>(10,717)</b>	<b>(10,082)</b>	<b>(10,082)</b>	<b>(10,905)</b>
<b>OTHER FINANCING SOURCES (USES)</b>					
Transfer In (Out)	7,349	7,947	10,905	10,905	10,905
Budgeted Fund Balance	-	-	(823)	(823)	-
	7,349	7,947	10,082	10,082	10,905
<b>REVENUES &amp; OTHER FINANCING OVER (UNDER) EXPENDITURES</b>					
	<b>\$ 4,520</b>	<b>\$ (2,770)</b>	<b>\$ -</b>	<b>\$ -</b>	<b>\$ -</b>
Beginning Fund Balance:	\$ 39,609	\$ 44,129	\$ 41,359	\$ 41,359	\$ 42,182
Fund Balance, June 30	\$ 44,129	\$ 41,359	\$ 42,182	\$ 42,182	\$ 42,182

**PICKENS COUNTY**

LIBRARY	FY 2009 ACTUAL	FY 2010 ACTUAL	FY 2011 BUDGET	FY 2011 ESTIMATED	FY 2012 BUDGET
<b>REVENUES</b>					
Taxes	\$ 2,682,992	\$ 2,757,060	\$ 2,747,495	\$ 2,747,495	\$ 2,747,495
Intergovernmental	170,851	192,717	100,000	100,000	60,000
Charges for Services	104,029	115,996	100,000	100,000	125,000
Investment Income		1,387	20,000	20,000	3,000
Rent	10,494	-	120	120	-
Contributions	2,804	10,741	8,000	8,000	8,000
Miscellaneous	262	695			
	<u>2,971,432</u>	<u>3,078,596</u>	<u>2,975,615</u>	<u>2,975,615</u>	<u>2,943,495</u>
<b>EXPENDITURES</b>					
Culture & Recreation	2,898,123	2,902,803	3,025,615	3,025,615	3,146,495
Capital Outlay	11,257	19,778	14,000	14,000	30,000
	<u>2,909,380</u>	<u>2,922,581</u>	<u>3,039,615</u>	<u>3,039,615</u>	<u>3,176,495</u>
<b>REVENUES OVER (UNDER) EXPENDITURES</b>	<u><b>62,052</b></u>	<u><b>156,015</b></u>	<u><b>(64,000)</b></u>	<u><b>(64,000)</b></u>	<u><b>(233,000)</b></u>
<b>OTHER FINANCING SOURCES (USES)</b>					
Budgeted Fund Balance	-	-	64,000	64,000	233,000
	-	-	64,000	64,000	233,000
<b>REVENUES &amp; OTHER FINANCING OVER (UNDER) EXPENDITURES</b>	<u><b>\$ 62,052</b></u>	<u><b>\$ 156,015</b></u>	<u><b>\$ -</b></u>	<u><b>\$ -</b></u>	<u><b>\$ -</b></u>
Beginning Fund Balance:	<u>\$ 1,158,050</u>	<u>\$ 1,220,102</u>	<u>\$ 1,376,117</u>	<u>\$ 1,376,117</u>	<u>\$ 1,312,117</u>
Fund Balance, June 30	<u>\$ 1,220,102</u>	<u>\$ 1,376,117</u>	<u>\$ 1,312,117</u>	<u>\$ 1,312,117</u>	<u>\$ 1,079,117</u>

**PICKENS COUNTY**

<b>VICTIM ADVOCATE</b>	<b>FY 2009 ACTUAL</b>	<b>FY 2010 ACTUAL</b>	<b>FY 2011 BUDGET</b>	<b>FY 2011 ESTIMATED</b>	<b>FY 2012 BUDGET</b>
<b>REVENUES</b>					
Fines & Forfeitures	\$ 155,873	\$ 142,198	\$ 158,000	\$ 158,000	\$ 124,000
	155,873	142,198	158,000	158,000	124,000
<b>EXPENDITURES</b>					
Public Safety	215,264	170,811	168,629	168,629	102,704
	215,264	170,811	168,629	168,629	102,704
<b>REVENUES OVER (UNDER) EXPENDITURES</b>	<b>(59,391)</b>	<b>(28,613)</b>	<b>(10,629)</b>	<b>(10,629)</b>	<b>21,296</b>
<b>OTHER FINANCING SOURCES (USES)</b>					
Budgeted Fund Balance	-	-	10,629	10,629	(21,296)
	-	-	10,629	10,629	(21,296)
<b>REVENUES &amp; OTHER FINANCING OVER (UNDER) EXPENDITURES</b>	<b>\$ (59,391)</b>	<b>\$ (28,613)</b>	<b>\$ -</b>	<b>\$ -</b>	<b>\$ -</b>
Beginning Fund Balance:	\$ 81,352	\$ 21,961	\$ (6,652)	\$ (6,652)	\$ (17,281)
Fund Balance, June 30	\$ 21,961	\$ (6,652)	\$ (17,281)	\$ (17,281)	\$ 4,015

**PICKENS COUNTY**

<b>EMERGENCY TELEPHONE SYSTEM</b>	<b>FY 2009 ACTUAL</b>	<b>FY 2010 ACTUAL</b>	<b>FY 2011 BUDGET</b>	<b>FY 2011 BUDGET</b>	<b>FY 2012 BUDGET</b>
<b>REVENUES</b>					
Licenses, Permits & Fees	\$ 443,009	\$ 477,816	\$ 436,000	\$ 436,000	\$ 516,000
Intergovernmental	170,356	244,643	165,105	165,105	144,313
Investment Income	4,960	974	7,500	7,500	-
	<u>618,325</u>	<u>723,433</u>	<u>608,605</u>	<u>608,605</u>	<u>660,313</u>
<b>EXPENDITURES</b>					
Public Safety	406,429	445,428	463,600	463,600	583,265
Capital Outlay	-	-	-	-	-
Debt Service					
Principal	69,898	72,614	75,435	75,435	-
Interest & Fiscal Charges	8,468	5,752	2,931	2,931	-
	<u>484,795</u>	<u>523,794</u>	<u>541,966</u>	<u>541,966</u>	<u>583,265</u>
<b>REVENUES OVER (UNDER) EXPENDITURES</b>	<u><b>133,530</b></u>	<u><b>199,639</b></u>	<u><b>66,639</b></u>	<u><b>66,639</b></u>	<u><b>77,048</b></u>
<b>OTHER FINANCING SOURCES (USES)</b>					
Budgeted Fund Balance	-	-	(66,639)	(66,639)	(77,048)
	-	-	(66,639)	(66,639)	(77,048)
<b>REVENUES &amp; OTHER FINANCING OVER (UNDER) EXPENDITURES</b>	<u><b>\$ 133,530</b></u>	<u><b>\$ 199,639</b></u>	<u><b>\$ -</b></u>	<u><b>\$ -</b></u>	<u><b>\$ -</b></u>
Beginning Fund Balance:	<u>\$ 461,427</u>	<u>\$ 594,957</u>	<u>\$ 794,596</u>	<u>\$ 794,596</u>	<u>\$ 861,235</u>
Fund Balance, June 30	<u>\$ 594,957</u>	<u>\$ 794,596</u>	<u>\$ 861,235</u>	<u>\$ 861,235</u>	<u>\$ 938,283</u>

**PICKENS COUNTY**

<b>RURAL FIRE DISTRICTS</b>	<b>FY 2009 ACTUAL</b>	<b>FY 2010 ACTUAL</b>	<b>FY 2011 BUDGET</b>	<b>FY 2011 ESTIMATED</b>	<b>FY 2012 BUDGET</b>
<b>REVENUES</b>					
Taxes	\$ 1,086,356	\$ 1,473,837	\$ 1,429,676	\$ 1,429,676	\$ 1,420,010
Licenses, Permits & Fees	2,209,779	2,258,524	2,369,821	2,369,821	2,403,995
Intergovernmental	171,088	8,400	5,408	5,408	-
Investment Income	11,027	3,438	12,150	12,150	7,100
Contributions	-	1,000	-	-	-
Miscellaneous	5,022	3,629	2,300	2,300	2,300
	<u>3,483,272</u>	<u>3,748,828</u>	<u>3,819,355</u>	<u>3,819,355</u>	<u>3,833,405</u>
<b>EXPENDITURES</b>					
Public Safety	2,749,331	3,005,750	3,670,812	3,670,812	3,415,803
Capital Outlay	3,511,187	647,700	266,000	266,000	85,000
Debt Service					
Principal	243,016	96,671	215,389	215,389	270,944
Interest & Fiscal Charges	38,341	79,589	96,710	96,710	91,912
	<u>6,541,875</u>	<u>3,829,710</u>	<u>4,248,911</u>	<u>4,248,911</u>	<u>3,863,659</u>
<b>REVENUES OVER (UNDER) EXPENDITURES</b>	<u><b>(3,058,603)</b></u>	<u><b>(80,882)</b></u>	<u><b>(429,556)</b></u>	<u><b>(429,556)</b></u>	<u><b>(30,254)</b></u>
<b>OTHER FINANCING SOURCES (USES)</b>					
Proceeds from Bond Issuance	1,800,000	-	240,000	240,000	-
Proceeds from Capital Lease	197,000	285,500	311,000	311,000	-
Budgeted Fund Balance	-	-	(121,444)	(121,444)	30,254
	<u>1,997,000</u>	<u>285,500</u>	<u>429,556</u>	<u>429,556</u>	<u>30,254</u>
<b>REVENUES &amp; OTHER FINANCING OVER (UNDER) EXPENDITURES</b>	<u><b>\$ (1,061,603)</b></u>	<u><b>\$ 204,618</b></u>	<u><b>\$ -</b></u>	<u><b>\$ -</b></u>	<u><b>\$ -</b></u>
Beginning Fund Balance:	<u>\$ 2,389,129</u>	<u>\$ 1,327,526</u>	<u>\$ 1,532,144</u>	<u>\$ 1,532,144</u>	<u>\$ 1,653,588</u>
Fund Balance, June 30	<u>\$ 1,327,526</u>	<u>\$ 1,532,144</u>	<u>\$ 1,653,588</u>	<u>\$ 1,653,588</u>	<u>\$ 1,623,334</u>

**PICKENS COUNTY**

<b>RURAL FIRE DISTRICTS</b>	<b>EASLEY</b>	<b>LIBERTY</b>	<b>PUMPKINTOWN</b>	<b>CROSSWELL</b>	<b>SIX MILE</b>
<b>REVENUES</b>					
Taxes	\$ -	\$ -	\$ -	\$ -	\$ -
Licenses, Permits & Fees	449,959	373,504	122,342	608,000	129,216
Intergovernmental	-	-	-	-	-
Investment Income	500	500	-	2,500	-
Miscellaneous	-	-	-	-	-
	<u>450,459</u>	<u>374,004</u>	<u>122,342</u>	<u>610,500</u>	<u>129,216</u>
<b>EXPENDITURES</b>					
Public Safety	450,459	315,541	74,374	461,701	129,216
Capital Outlay	-	-	-	-	-
Debt Service					
Principal	-	35,111	50,127	108,256	-
Interest & Fiscal Charges	-	23,352	8,039	40,543	-
	<u>450,459</u>	<u>374,004</u>	<u>132,540</u>	<u>610,500</u>	<u>129,216</u>
<b>REVENUES OVER (UNDER) EXPENDITURES</b>	<u>-</u>	<u>-</u>	<u>(10,198)</u>	<u>-</u>	<u>-</u>
<b>OTHER FINANCING SOURCES (USES)</b>					
Transfer In (Out)	-	-	-	-	-
Budgeted Fund Balance	-	-	10,198	-	-
	<u>-</u>	<u>-</u>	<u>10,198</u>	<u>-</u>	<u>-</u>
<b>REVENUES &amp; OTHER FINANCING OVER (UNDER) EXPENDITURES</b>	<u>\$ -</u>	<u>\$ -</u>	<u>\$ -</u>	<u>\$ -</u>	<u>\$ -</u>
Beginning Fund Balance:	<u>\$ 107,428</u>	<u>\$ (329,601)</u>	<u>\$ 92,993</u>	<u>\$ 351,249</u>	<u>\$ 93,830</u>
Fund Balance, June 30	<u>\$ 107,428</u>	<u>\$ (329,601)</u>	<u>\$ 82,795</u>	<u>\$ 351,249</u>	<u>\$ 93,830</u>



**PICKENS COUNTY**

<b>RURAL FIRE DISTRICTS</b>	<b>PICKENS</b>	<b>DACUSVILLE</b>	<b>HOLLY SPRINGS</b>	<b>CENTRAL</b>
<b>REVENUES</b>				
Taxes	\$ -	\$ -	\$ -	\$ -
Licenses, Permits & Fees	312,262	177,778	60,290	167,184
Intergovernmental	-	-	-	-
Investment Income	2,000	1,000	200	200
Miscellaneous	-	-	2,300	-
	<u>314,262</u>	<u>178,778</u>	<u>62,790</u>	<u>167,384</u>
<b>EXPENDITURES</b>				
Public Safety	314,262	144,404	35,331	131,789
Capital Outlay	-	-	-	-
Debt Service				
Principal	-	29,828	22,570	25,052
Interest & Fiscal Charges	-	4,546	4,889	10,543
	<u>314,262</u>	<u>178,778</u>	<u>62,790</u>	<u>167,384</u>
<b>REVENUES OVER (UNDER) EXPENDITURES</b>	<u>-</u>	<u>-</u>	<u>-</u>	<u>-</u>
<b>OTHER FINANCING SOURCES (USES)</b>				
Transfer In (Out)	-	-	-	-
Budgeted Fund Balance	-	-	-	-
	<u>-</u>	<u>-</u>	<u>-</u>	<u>-</u>
<b>REVENUES &amp; OTHER FINANCING OVER (UNDER) EXPENDITURES</b>	<u>\$ -</u>	<u>\$ -</u>	<u>\$ -</u>	<u>\$ -</u>
Beginning Fund Balance:	<u>\$ 170,039</u>	<u>\$ 258,010</u>	<u>\$ 81,747</u>	<u>\$ 161,395</u>
Fund Balance, June 30	<u>\$ 170,039</u>	<u>\$ 258,010</u>	<u>\$ 81,747</u>	<u>\$ 161,395</u>

**PICKENS COUNTY**

<b>RURAL FIRE DISTRICTS</b>	<b>SHADY GROVE</b>	<b>ROCKY BOTTOM</b>	<b>VINEYARDS</b>	<b>SPRINGS</b>	<b>TOTAL</b>
<b>REVENUES</b>					
Taxes	\$ 259,850	\$ -	\$ 655,103	\$ 505,057	\$ 1,420,010
Licenses, Permits & Fees	-	3,460	-	-	2,403,995
Intergovernmental	-	-	-	-	-
Investment Income	150	-	50	-	7,100
Miscellaneous	-	-	-	-	2,300
	<u>260,000</u>	<u>3,460</u>	<u>655,153</u>	<u>505,057</u>	<u>3,833,405</u>
<b>EXPENDITURES</b>					
Public Safety	260,000	3,460	907,753	187,513	3,415,803
Capital Outlay	40,000	-	45,000	-	85,000
Debt Service					
Principal	-	-	-	-	270,944
Interest & Fiscal Charges	-	-	-	-	91,912
	<u>300,000</u>	<u>3,460</u>	<u>952,753</u>	<u>187,513</u>	<u>3,863,659</u>
<b>REVENUES OVER (UNDER) EXPENDITURES</b>	<u><b>(40,000)</b></u>	<u><b>-</b></u>	<u><b>(297,600)</b></u>	<u><b>317,544</b></u>	<u><b>(30,254)</b></u>
<b>OTHER FINANCING SOURCES (USES)</b>					
Transfer In (Out)	-	-	342,544	(342,544)	-
Budgeted Fund Balance	40,000	-	(44,944)	25,000	30,254
	<u>40,000</u>	<u>-</u>	<u>297,600</u>	<u>(317,544)</u>	<u>30,254</u>
<b>REVENUES &amp; OTHER FINANCING OVER (UNDER) EXPENDITURES</b>	<u><b>\$ -</b></u>	<u><b>\$ -</b></u>	<u><b>\$ -</b></u>	<u><b>\$ -</b></u>	<u><b>\$ -</b></u>
Beginning Fund Balance:	<u>\$ 240,331</u>	<u>\$ 21,631</u>	<u>\$ 91,009</u>	<u>\$ 192,083</u>	<u>\$ 1,532,144</u>
Fund Balance, June 30	<u>\$ 200,331</u>	<u>\$ 21,631</u>	<u>\$ 135,953</u>	<u>\$ 167,083</u>	<u>\$ 1,501,890</u>

**PICKENS COUNTY**

<b>ACCOMMODATION TAX</b>	<b>FY 2009 ACTUAL</b>	<b>FY 2010 ACTUAL</b>	<b>FY 2011 BUDGET</b>	<b>FY 2011 ESTIMATED</b>	<b>FY 2012 BUDGET</b>
<b>REVENUES</b>					
Taxes	\$ 131,827	\$ 126,897	\$ 131,000	\$ 131,000	\$ 131,000
Investment Income	1,155	238	1,000	1,000	-
	<u>132,982</u>	<u>127,135</u>	<u>132,000</u>	<u>132,000</u>	<u>131,000</u>
<b>EXPENDITURES</b>					
Culture & Recreation	<u>59,647</u>	<u>80,518</u>	<u>73,290</u>	<u>101,700</u>	<u>100,700</u>
	59,647	80,518	73,290	101,700	100,700
<b>REVENUES OVER (UNDER) EXPENDITURES</b>					
	<u><b>73,335</b></u>	<u><b>46,617</b></u>	<u><b>58,710</b></u>	<u><b>30,300</b></u>	<u><b>30,300</b></u>
<b>OTHER FINANCING SOURCES (USES)</b>					
Transfer In (Out)	<u>(30,341)</u>	<u>(30,095)</u>	<u>(58,710)</u>	<u>(30,300)</u>	<u>(30,300)</u>
	(30,341)	(30,095)	(58,710)	(30,300)	(30,300)
<b>REVENUES &amp; OTHER FINANCING OVER (UNDER) EXPENDITURES</b>					
	<u><b>\$ 42,994</b></u>	<u><b>\$ 16,522</b></u>	<u><b>\$ -</b></u>	<u><b>\$ -</b></u>	<u><b>\$ -</b></u>
Beginning Fund Balance:	<u>\$ 75,410</u>	<u>\$ 118,404</u>	<u>\$ 134,926</u>	<u>\$ 134,926</u>	<u>\$ 134,926</u>
Fund Balance, June 30	<u>\$ 118,404</u>	<u>\$ 134,926</u>	<u>\$ 134,926</u>	<u>\$ 134,926</u>	<u>\$ 134,926</u>

**PICKENS COUNTY**

<b>MUSEUM</b>	<b>FY 2009 ACTUAL</b>	<b>FY 2010 ACTUAL</b>	<b>FY 2011 BUDGET</b>	<b>FY 2011 ESTIMATED</b>	<b>FY 2012 BUDGET</b>
<b>REVENUES</b>					
Licenses, Permits & Fees	\$ -	\$ -	\$ 23,000	\$ 23,000	\$ 23,000
Intergovernmental	12,701	-	-	-	-
Charges for Services	85,361	111,512	52,000	52,000	32,000
Investment Income	-	1,371	-	-	-
Contributions	2,000	-	2,000	2,000	5,000
	<u>100,062</u>	<u>112,883</u>	<u>77,000</u>	<u>77,000</u>	<u>60,000</u>
<b>EXPENDITURES</b>					
Culture & Recreation	<u>48,283</u>	<u>43,995</u>	<u>422,782</u>	<u>422,782</u>	<u>65,225</u>
	48,283	43,995	422,782	422,782	65,225
<b>REVENUES OVER (UNDER) EXPENDITURES</b>					
	<u>51,779</u>	<u>68,888</u>	<u>(345,782)</u>	<u>(345,782)</u>	<u>(5,225)</u>
<b>OTHER FINANCING SOURCES (USES)</b>					
Transfer In (Out)	(47,296)	(50,802)	-	-	-
Budgeted Fund Balance	-	-	345,782	345,782	5,225
	<u>(47,296)</u>	<u>(50,802)</u>	<u>345,782</u>	<u>345,782</u>	<u>5,225</u>
<b>REVENUES &amp; OTHER FINANCING OVER (UNDER) EXPENDITURES</b>					
	<u>\$ 4,483</u>	<u>\$ 18,086</u>	<u>\$ -</u>	<u>\$ -</u>	<u>\$ -</u>
Beginning Fund Balance:	<u>\$ 341,299</u>	<u>\$ 345,782</u>	<u>\$ 363,868</u>	<u>\$ 363,868</u>	<u>\$ 18,086</u>
Fund Balance, June 30	<u>\$ 345,782</u>	<u>\$ 363,868</u>	<u>\$ 18,086</u>	<u>\$ 18,086</u>	<u>\$ 12,861</u>

**PICKENS COUNTY**

<b>ACCOMMODATION FEE</b>	<b>FY 2009 ACTUAL</b>	<b>FY 2010 ACTUAL</b>	<b>FY 2011 BUDGET</b>	<b>FY 2011 ESTIMATED</b>	<b>FY 2012 BUDGET</b>
<b>REVENUES</b>					
Licenses, Permits & Fees	\$ 213,175	\$ 224,210	\$ 212,000	\$ 212,000	\$ 212,000
Intergovernmental	-	5,000	-	(5,000)	-
Investment Income	3,572	498	5,000	-	-
	<u>216,747</u>	<u>229,708</u>	<u>217,000</u>	<u>207,000</u>	<u>212,000</u>
<b>EXPENDITURES</b>					
Culture & Recreation	96,130	39,454	73,762	73,762	64,966
Capital Outlay	3,305	3,305	-	-	40,000
Debt Service					
Principal	83,028	86,174	89,440	89,440	92,830
Interest & Fiscal Charges	16,972	13,826	10,560	10,560	7,170
	<u>199,435</u>	<u>142,759</u>	<u>173,762</u>	<u>173,762</u>	<u>204,966</u>
<b>REVENUES OVER (UNDER) EXPENDITURES</b>	<u><b>17,312</b></u>	<u><b>86,949</b></u>	<u><b>43,238</b></u>	<u><b>33,238</b></u>	<u><b>7,034</b></u>
<b>OTHER FINANCING SOURCES (USES)</b>					
Transfer In (Out)	(41,650)	-		(45,000)	-
Budgeted Fund Balance	-	-	(43,238)	-	(7,034)
	<u>(41,650)</u>	<u>-</u>	<u>(43,238)</u>	<u>(45,000)</u>	<u>(7,034)</u>
<b>REVENUES &amp; OTHER FINANCING OVER (UNDER) EXPENDITURES</b>	<u><b>\$ (24,338)</b></u>	<u><b>\$ 86,949</b></u>	<u><b>\$ -</b></u>	<u><b>\$ (11,762)</b></u>	<u><b>\$ -</b></u>
Beginning Fund Balance:	<u>\$ 290,900</u>	<u>\$ 266,562</u>	<u>\$ 353,511</u>	<u>\$ 353,511</u>	<u>\$ 341,749</u>
Fund Balance, June 30	<u>\$ 266,562</u>	<u>\$ 353,511</u>	<u>\$ 396,749</u>	<u>\$ 341,749</u>	<u>\$ 348,783</u>

**PICKENS COUNTY**

<b>ROAD MAINTENANCE FEE</b>	<b>FY 2009 ACTUAL</b>	<b>FY 2010 ACTUAL</b>	<b>FY 2011 BUDGET</b>	<b>FY 2011 ESTIMATED</b>	<b>FY 2012 BUDGET</b>
<b>REVENUES</b>					
Licenses, Permits & Fees	\$ 1,973,947	\$ 1,954,737	\$ 1,950,000	\$ 1,950,000	\$ 1,950,000
Investment Income	664	417	500	500	-
	<u>1,974,611</u>	<u>1,955,154</u>	<u>1,950,500</u>	<u>1,950,500</u>	<u>1,950,000</u>
<b>EXPENDITURES</b>					
Public Works	2,764,393	1,982,497	1,659,500	1,917,277	1,860,000
Capital Outlay	209,182	147,220	291,000	291,000	90,000
	<u>2,973,575</u>	<u>2,129,717</u>	<u>1,950,500</u>	<u>2,208,277</u>	<u>1,950,000</u>
<b>REVENUES OVER (UNDER) EXPENDITURES</b>	<b><u>(998,964)</u></b>	<b><u>(174,563)</u></b>	<b><u>-</u></b>	<b><u>(257,777)</u></b>	<b><u>-</u></b>
<b>OTHER FINANCING SOURCES (USES)</b>					
Transfer In (Out)	1,000,000	500,000	-	-	-
	<u>1,000,000</u>	<u>500,000</u>	<u>-</u>	<u>-</u>	<u>-</u>
<b>REVENUES &amp; OTHER FINANCING OVER (UNDER) EXPENDITURES</b>	<b><u>\$ 1,036</u></b>	<b><u>\$ 325,437</u></b>	<b><u>\$ -</u></b>	<b><u>\$ (257,777)</u></b>	<b><u>\$ -</u></b>
Beginning Fund Balance:	<u>\$ 166,695</u>	<u>\$ 167,731</u>	<u>\$ 493,168</u>	<u>\$ 493,168</u>	<u>\$ 235,391</u>
Fund Balance, June 30	<u>\$ 167,731</u>	<u>\$ 493,168</u>	<u>\$ 493,168</u>	<u>\$ 235,391</u>	<u>\$ 235,391</u>

**PICKENS COUNTY**

<b>RECREATION FUND</b>	<b>FY 2009 ACTUAL</b>	<b>FY 2010 ACTUAL</b>	<b>FY 2011 BUDGET</b>	<b>FY 2011 ESTIMATED</b>	<b>FY 2012 BUDGET</b>
<b>REVENUES</b>					
Charges for Services	\$ 1,145	\$ 1,560	\$ 1,380	\$ 1,380	\$ 1,560
	<u>1,145</u>	<u>1,560</u>	<u>1,380</u>	<u>1,380</u>	<u>1,560</u>
<b>EXPENDITURES</b>					
Culture & Recreation	279,437	287,240	301,380	301,380	301,560
Capital Outlay	110,377	-	-	-	-
	<u>389,814</u>	<u>287,240</u>	<u>301,380</u>	<u>301,380</u>	<u>301,560</u>
<b>REVENUES OVER (UNDER) EXPENDITURES</b>	<b><u>(388,669)</u></b>	<b><u>(285,680)</u></b>	<b><u>(300,000)</u></b>	<b><u>(300,000)</u></b>	<b><u>(300,000)</u></b>
<b>OTHER FINANCING SOURCES (USES)</b>					
Transfer In (Out)	399,000	408,000	300,000	300,000	300,000
	<u>399,000</u>	<u>408,000</u>	<u>300,000</u>	<u>300,000</u>	<u>300,000</u>
<b>REVENUES &amp; OTHER FINANCING OVER (UNDER) EXPENDITURES</b>	<b><u>\$ 10,331</u></b>	<b><u>\$ 122,320</u></b>	<b><u>\$ -</u></b>	<b><u>\$ -</u></b>	<b><u>\$ -</u></b>
Beginning Fund Balance:	\$ 284,711	\$ 295,042	\$ 417,362	\$ 417,362	\$ 417,362
Fund Balance, June 30	<u>\$ 295,042</u>	<u>\$ 417,362</u>	<u>\$ 417,362</u>	<u>\$ 417,362</u>	<u>\$ 417,362</u>

**PICKENS COUNTY**

<b>ECONOMIC DEVELOPMENT</b>	<b>FY 2009 ACTUAL</b>	<b>FY 2010 ACTUAL</b>	<b>FY 2011 BUDGET</b>	<b>FY 2011 ESTIMATED</b>	<b>FY 2012 BUDGET</b>
<b>REVENUES</b>					
Intergovernmental	\$ -	\$ -	\$ -	\$ -	\$ 37,500
Contributions	192,613	68,904	50,000	-	-
	<u>192,613</u>	<u>68,904</u>	<u>50,000</u>	<u>-</u>	<u>37,500</u>
<b>EXPENDITURES</b>					
Economic Development	578,695	357,902	325,000	325,000	456,164
	<u>578,695</u>	<u>357,902</u>	<u>325,000</u>	<u>325,000</u>	<u>456,164</u>
<b>REVENUES OVER (UNDER) EXPENDITURES</b>	<b><u>(386,082)</u></b>	<b><u>(288,998)</u></b>	<b><u>(275,000)</u></b>	<b><u>(325,000)</u></b>	<b><u>(418,664)</u></b>
<b>OTHER FINANCING SOURCES (USES)</b>					
Transfer In (Out)	375,000	325,000	275,000	275,000	418,664
	<u>375,000</u>	<u>325,000</u>	<u>275,000</u>	<u>275,000</u>	<u>418,664</u>
<b>REVENUES &amp; OTHER FINANCING OVER (UNDER) EXPENDITURES</b>	<b><u>\$ (11,082)</u></b>	<b><u>\$ 36,002</u></b>	<b><u>\$ -</u></b>	<b><u>\$ (50,000)</u></b>	<b><u>\$ -</u></b>
Beginning Fund Balance:	\$ 348,668	\$ 337,586	\$ 373,588	\$ 373,588	\$ 323,588
Fund Balance, June 30	<u>\$ 337,586</u>	<u>\$ 373,588</u>	<u>\$ 373,588</u>	<u>\$ 323,588</u>	<u>\$ 323,588</u>



**PICKENS COUNTY**

<b>PUBLIC SERVICE COMMISSION</b>	<b>FY 2009 ACTUAL</b>	<b>FY 2010 ACTUAL</b>	<b>FY 2011 BUDGET</b>	<b>FY 2011 ESTIMATED</b>	<b>FY 2012 BUDGET</b>
<b>OPERATING REVENUES</b>					
Charges for Service	\$ 949,682	\$ 1,223,966	\$ 1,189,829	\$ 1,189,829	\$ 1,597,694
Intergovernmental	-	173,906	-	-	-
	<u>949,682</u>	<u>1,397,872</u>	<u>1,189,829</u>	<u>1,189,829</u>	<u>1,597,694</u>
<b>OPERATING EXPENSES</b>					
Personnel Services	410,063	407,169	429,131	429,131	414,253
Operating Expenses	731,596	869,602	814,108	814,108	840,454
	<u>1,141,659</u>	<u>1,276,771</u>	<u>1,243,239</u>	<u>1,243,239</u>	<u>1,254,707</u>
<b>OPERATING (LOSS) INCOME</b>	<b><u>(191,977)</u></b>	<b><u>121,101</u></b>	<b><u>(53,410)</u></b>	<b><u>(53,410)</u></b>	<b><u>342,987</u></b>
<b>NON-OPERATING REVENUES (EXPENSES)</b>					
Reserve for Debt Service	-	-	(27,658)	(27,658)	(92,285)
Debt Service - Principal	(94,320)	(77,005)	(80,796)	(80,796)	(84,718)
Debt Service - Interest	(242,017)	(238,449)	(234,708)	(234,708)	(230,787)
Capital	-	-	(56,500)	(56,500)	(200,000)
Fund Equity	-	-	-	-	164,280
Transfers In	990,536	629,884	453,072	453,072	100,523
	<u>654,199</u>	<u>314,430</u>	<u>53,410</u>	<u>53,410</u>	<u>(342,987)</u>
<b>NET INCOME (LOSS) - BUDGETARY BASIS</b>	<b><u>\$ 462,222</u></b>	<b><u>\$ 435,531</u></b>	<b><u>\$ -</u></b>	<b><u>\$ -</u></b>	<b><u>\$ -</u></b>
<b>ADJUSTMENT TO GAAP BASIS</b>					
<b>INCREASES (DECREASES)</b>					
Depreciation	(889,971)	(977,857)			
Capital	1,233,155	758,960			
Repayment of loan	94,320	77,005			
<b>CHANGE IN NET ASSETS GAAP BASIS</b>	<b><u>\$ 899,726</u></b>	<b><u>\$ 293,639</u></b>			
Beginning Fund Equity:	<u>\$ 24,714,124</u>	<u>\$ 25,613,850</u>			
Fund Equity, June 30	<u>\$ 25,613,850</u>	<u>\$ 25,907,489</u>			

**PICKENS COUNTY**

<b>AIRPORT</b>	<b>FY 2009 ACTUAL</b>	<b>FY 2010 ACTUAL</b>	<b>FY 2011 BUDGET</b>	<b>FY 2011 ESTIMATED</b>	<b>FY 2012 BUDGET</b>
<b>OPERATING REVENUES</b>					
Charges for Service	\$ 474,368	\$ 433,935	\$ 479,700	\$ 479,700	\$ 467,200
Intergovernmental	856,340	166,028	-	-	72,240
	<u>1,330,708</u>	<u>599,963</u>	<u>479,700</u>	<u>479,700</u>	<u>539,440</u>
<b>OPERATING EXPENSES</b>					
Personnel Services	104,134	105,894	106,752	106,752	112,115
Operating Expenses	470,139	364,116	411,172	411,172	435,512
	<u>574,273</u>	<u>470,010</u>	<u>517,924</u>	<u>517,924</u>	<u>547,627</u>
<b>OPERATING (LOSS) INCOME</b>	<u><b>756,435</b></u>	<u><b>129,953</b></u>	<u><b>(38,224)</b></u>	<u><b>(38,224)</b></u>	<u><b>(8,187)</b></u>
<b>NON-OPERATING REVENUES (EXPENSES)</b>					
Capital	-	80,193	-	-	(28,565)
Transfer from General Fund	1,097,488	44,751	38,224	38,224	36,752
	<u>1,097,488</u>	<u>124,944</u>	<u>38,224</u>	<u>38,224</u>	<u>8,187</u>
<b>NET INCOME (LOSS) - BUDGETARY BASIS</b>	<u><b>\$ 1,853,923</b></u>	<u><b>\$ 254,897</b></u>	<u><b>\$ -</b></u>	<u><b>\$ -</b></u>	<u><b>\$ -</b></u>
<b>ADJUSTMENT TO GAAP BASIS INCREASES (DECREASES)</b>					
Depreciation	\$ (306,682)	\$ (346,998)			
Prior Period Adjustment	-	(150,038)			
<b>CHANGE IN NET ASSETS GAAP BASIS</b>	<u><b>\$ 1,547,241</b></u>	<u><b>\$ (242,139)</b></u>			
Beginning Fund Equity:	<u>\$ 3,735,634</u>	<u>\$ 5,282,875</u>			
Fund Equity, June 30	<u>\$ 5,282,875</u>	<u>\$ 5,040,736</u>			

Next FY **FY 2012**

Current FY **FY 2011**

Prior FY **FY 2010**

Prior FY 2 **FY 2009**