



United States[®] Census 2010

CENSUS 2010 DATA⁽¹⁾ *At a glance*

Population

Total Population	3,677
Male	1,825 (49.6%)
Female	1,852 (50.4%)
Density	143ppl/sq.mi.

Age

Median Age	42.1
Population < 5	195 (5.3%)
Population < 18	864 (23.5%)
Population 65+	436 (11.9%)

Race/Ethnicity

White Only	3,569 (97.1%)
1 Race-Not White	53 (1.4%)
2 or More Races.....	55 (1.5%)
Hispanic ⁽²⁾	50 (1.4%)

Households

Average HH Size.....	2.59
Total Households	1,418
Family HH ⁽³⁾	1,015 (71.6%)
Non-Family HH.	403 (28.4%)
Live Alone	312

Housing

Housing Units.....	1,530
Occupied	1,418 (92.7%)
Vacant	112 (7.3%)
Owned.....	1,086
Mortgaged....	821
Free & Clear.	265
Rented	332

Census 2010 Notes: (1) 100% count data from Census 2010
(2) Hispanic is considered an ethnicity, not a race, by the United States government. Hispanic people can be any race.
(3) Family households exist where one or more people are related by birth, marriage, or adoption.

AMERICAN COMMUNITY SURVEY DATA⁽⁴⁾ *At a glance*

Employment

Civilian Labor Force.. ⁽⁵⁾	2,172
Employed	91.9%
Unemployed	8.1%
Not in Labor Force ...	967

Language⁽⁶⁾

Pop. 5 and older	3,713
English only.....	94.3%
Other language....	5.7%

Vehicle Availability

Occupied	
Housing Units.....	1,517
No vehicles	5.7%
1 vehicle	17.1%
2 vehicles	48.1%
3 vehicles	21.5%
4 vehicles	5.2%
5+ vehicles	2.4%

Commuting Times

Total Commuters	1,830
< 5 minutes	6.0%
5 to 9 minutes.....	6.8%
10 to 14 minutes....	9.5%
15 to 19 minutes....	9.5%
20 to 24 minutes...	8.3%
25 to 29 minutes...	7.0%
30 to 34 minutes...	8.9%
35 to 44 minutes...	15.8%
45 mins. or more..	28.1%

Education⁽⁷⁾

Pop. 25 and older.....	2,853
No diploma.....	8.7%
HS graduate	28.9%
Some college	12.7%
Assoc. degree	7.9%
Bachelor's deg	26.7%
Advanced deg.	15.1%

Income

Median HH Income..	\$62,132
Pop. Below Poverty ...	4.6%
Fam. Below Poverty ..	3.8%

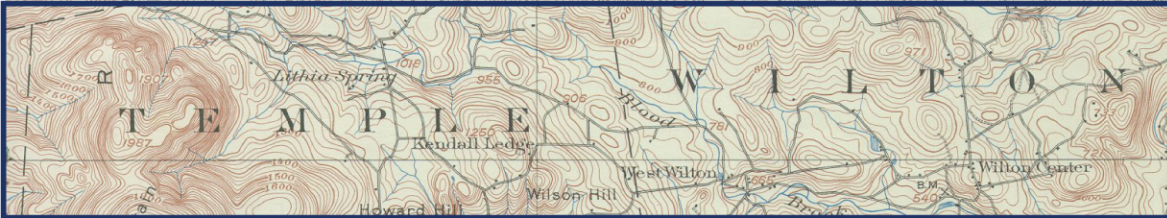
American Community Survey Notes:
(4) 5-year (2005-09) estimates from American Community Survey program. Margins of error vary between data sets.
(5) Population 16 years and over not in Armed Forces, also excluding students, homemakers, retirees, institutionalized people, and others not actively seeking employment.
(6) Refers to language spoken at home
(7) Refers to highest level attained



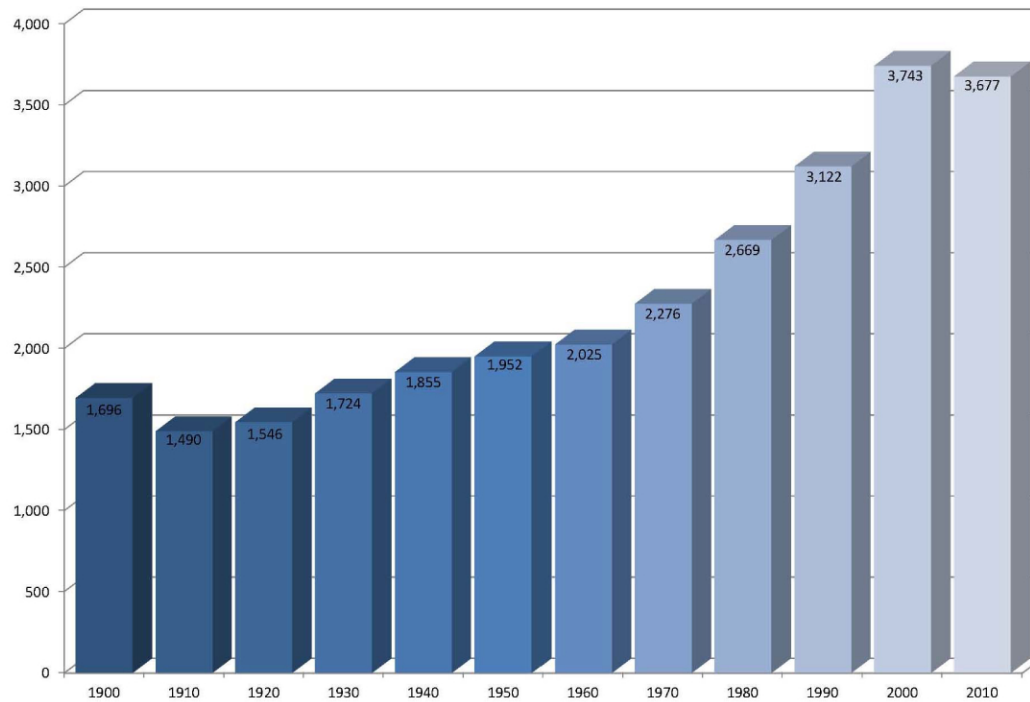
Stay updated at:
www.nashuarpc.org/census2010
www.census.gov



9 Executive Park Drive, Suite 201, Merrimack, NH 03054
Phone 603.424.2240 / Fax 603.424.2230 www.nashuarpc.org

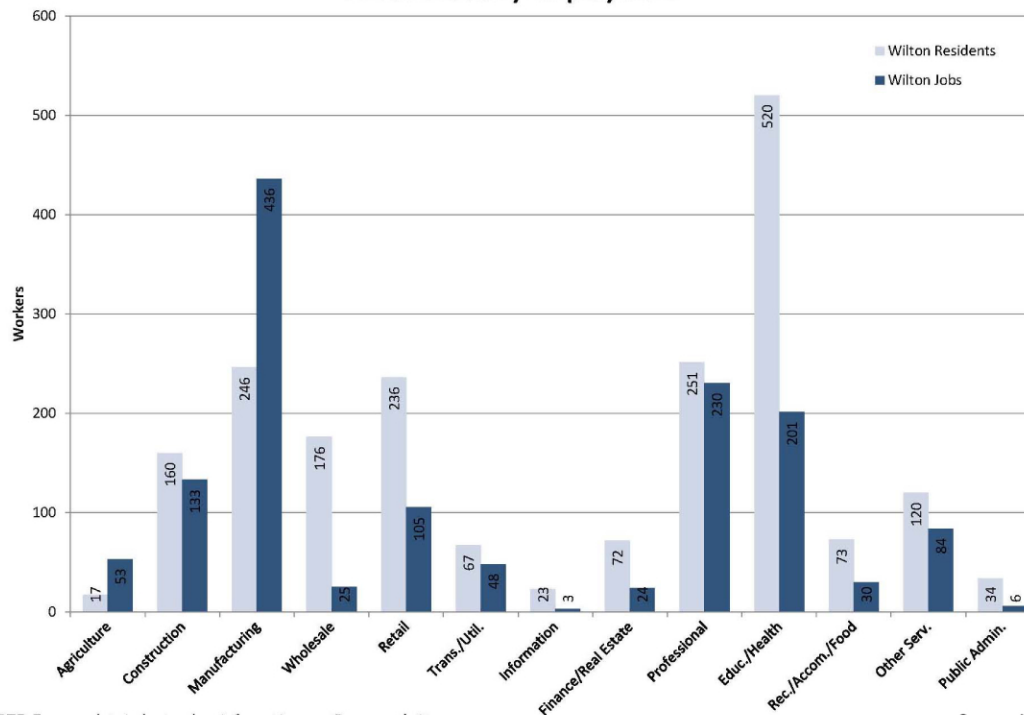


Wilton Population (1900-2010)



Source: Census 2010

Wilton Industry Employment



NOTE: For complete industry class information, see Census website

Source: American Community Survey



9 Executive Park Drive, Suite 201, Merrimack, NH 03054
 Phone 603.424.2240 / Fax 603.424.2230 www.nashuarpc.org

Wilton, NH Profile

Census Fact Sheet