



United States[®] Census 2010

CENSUS 2010 DATA ⁽¹⁾ *At a glance*

Population

Total Population	12,897
Male	6,429 (49.8%)
Female	6,468 (50.2%)
Density	489ppl/sq.mi.

Age

Median Age	40.7
Population < 5	729 (5.7%)
Population < 18	3,341 (25.9%)
Population 65+	1,358 (10.5%)

Race/Ethnicity

White Only	12,387 (96%)
1 Race-Not White	381 (3.0%)
2 or More Races.....	129 (1.0%)
Hispanic ⁽²⁾	243 (1.9%)

Households

Average HH Size.....	2.96
Total Households	4,357
Family HH ⁽³⁾	3,540 (81.2%)
Non-Family HH.	817 (18.8%)
Live Alone	610

Housing

Housing Units.....	4,598
Occupied	4,357 (94.8%)
Vacant	241 (5.2%)
Owned.....	3,797
Mortgaged....	3,042
Free & Clear.	755
Rented	560

Census 2010 Notes: (1) 100% count data from Census 2010
(2) Hispanic is considered an ethnicity, not a race, by the United States government. Hispanic people can be any race.
(3) Family households exist where one or more people are related by birth, marriage, or adoption.

AMERICAN COMMUNITY SURVEY DATA ⁽⁴⁾ *At a glance*

Employment

Civilian Labor Force.. ⁽⁵⁾	7,472
Employed	93.9%
Unemployed	6.1%
Not in Labor Force ..	2,360

Language⁽⁶⁾

Pop. 5 and older	11,601
English only.....	92.1%
Other language...	7.9%

Vehicle Availability

Occupied	
Housing Units.....	4,159
No vehicles	2.0%
1 vehicle	16.3%
2 vehicles	43.5%
3 vehicles	27.4%
4 vehicles	7.3%
5+ vehicles	3.6%

Commuting Times

Total Commuters	6,614
< 5 minutes	3.7%
5 to 9 minutes.....	6.4%
10 to 14 minutes...	11.5%
15 to 19 minutes...	8.8%
20 to 24 minutes..	16.9%
25 to 29 minutes..	10.1%
30 to 34 minutes..	13.1%
35 to 44 minutes..	8.2%
45 mins. or more..	21.4%

Education⁽⁷⁾

Pop. 25 and older.....	8,300
No diploma.....	9.0%
HS graduate	34.9%
Some college	18.4%
Assoc. degree	9.1%
Bachelor's deg	20.4%
Advanced deg.	8.2%

Income

Median HH Income..	\$90,979
Pop. Below Poverty ...	2.2%
Fam. Below Poverty ..	1.1%

American Community Survey Notes:
(4) 5-year (2005-09) estimates from American Community Survey program. Margins of error vary between data sets.
(5) Population 16 years and over not in Armed Forces, also excluding students, homemakers, retirees, institutionalized people, and others not actively seeking employment.
(6) Refers to language spoken at home
(7) Refers to highest level attained



Stay updated at:

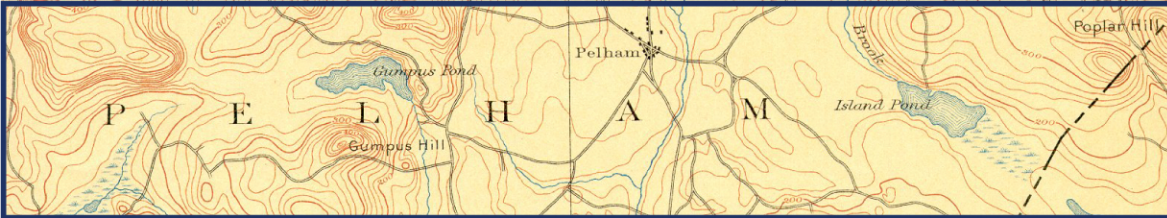
www.nashuarpc.org/census2010
www.census.gov



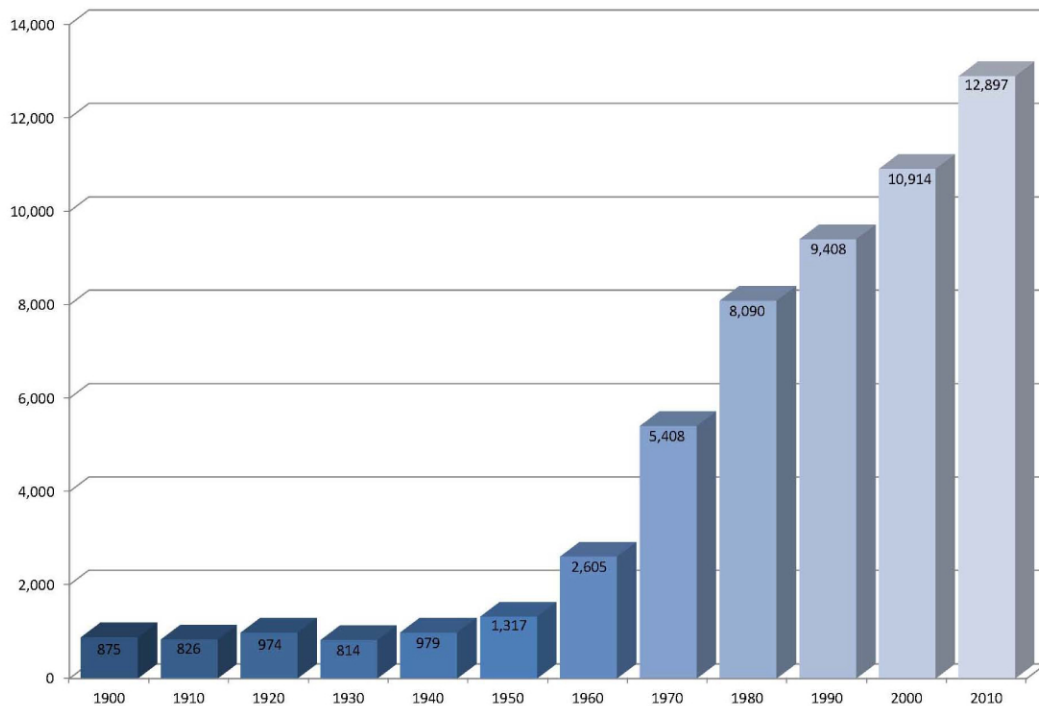
9 Executive Park Drive, Suite 201, Merrimack, NH 03054
Phone 603.424.2240 / Fax 603.424.2230 www.nashuarpc.org

Pelham, NH Profile

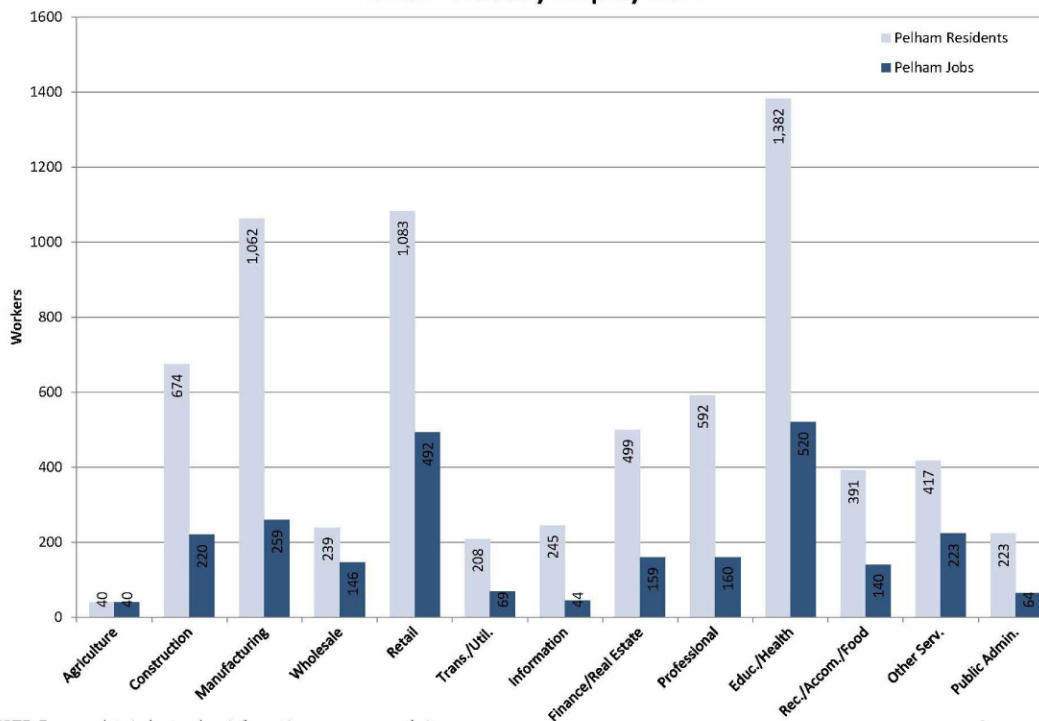
Census Fact Sheet



Pelham Population (1900-2010)



Pelham Industry Employment



9 Executive Park Drive, Suite 201, Merrimack, NH 03054
Phone 603.424.2240 / Fax 603.424.2230 www.nashuarpc.org