



United States[®] Census 2010

CENSUS 2010 DATA ⁽¹⁾ *At a glance*

Population

Total Population	2,409
Male	1,198 (49.7%)
Female	1,211 (50.3%)
Density	145ppl/sq.mi.

Age

Median Age	43.2
Population < 5	100 (4.2%)
Population < 18	648 (26.9%)
Population 65+	245 (10.2%)

Race/Ethnicity

White Only	2,33 (97.3%)
1 Race-Not White ...	35 (1.5%)
2 or More Races.....	31 (1.3%)
Hispanic ⁽²⁾	37 (1.5%)

Households

Average HH Size.....	2.87
Total Households ...	838
Family HH ⁽³⁾	686 (81.9%)
Non-Family HH.	152 (18.1%)
Live Alone	117

Housing

Housing Units.....	868
Occupied	838 (96.5%)
Vacant	30 (3.5%)
Owned.....	775
Mortgaged....	569
Free & Clear.	206
Rented	63

Census 2010 Notes: (1) 100% count data from Census 2010
(2) Hispanic is considered an ethnicity, not a race, by the United States government. Hispanic people can be any race.
(3) Family households exist where one or more people are related by birth, marriage, or adoption.

AMERICAN COMMUNITY SURVEY DATA ⁽⁴⁾ *At a glance*

Employment

Civilian Labor Force.. ⁽⁵⁾	1,433
Employed	95.0%
Unemployed	5.0%
Not in Labor Force ..	555

Language⁽⁶⁾

Pop. 5 and older	2,583
English only.....	94.2%
Other language...	5.8%

Vehicle Availability

Occupied	
Housing Units.....	828
No vehicles	0.7%
1 vehicle	13.9%
2 vehicles	44.9%
3 vehicles	28.1%
4 vehicles	8.3%
5+ vehicles	4.0%

Commuting Times

Total Commuters	1,218
< 5 minutes	2.4%
5 to 9 minutes.....	7.0%
10 to 14 minutes...	8.0%
15 to 19 minutes...	10.8%
20 to 24 minutes..	14.7%
25 to 29 minutes..	6.4%
30 to 34 minutes..	13.1%
35 to 44 minutes..	13.0%
45 mins. or more..	24.7%

Education⁽⁷⁾

Pop. 25 and older.....	1,689
No diploma.....	6.5%
HS graduate	23.4%
Some college	17.3%
Assoc. degree	7.9%
Bachelor's deg	25.9%
Advanced deg.	18.9%

Income

Median HH Income..	\$96,932
Pop. Below Poverty ...	4.2%
Fam. Below Poverty ..	1.8%

American Community Survey Notes:
(4) 5-year (2005-09) estimates from American Community Survey program. Margins of error vary between data sets.

(5) Population 16 years and over not in Armed Forces, also excluding students, homemakers, retirees, institutionalized people, and others not actively seeking employment.

(6) Refers to language spoken at home

(7) Refers to highest level attained



Stay updated at:

www.nashuarpc.org/census2010

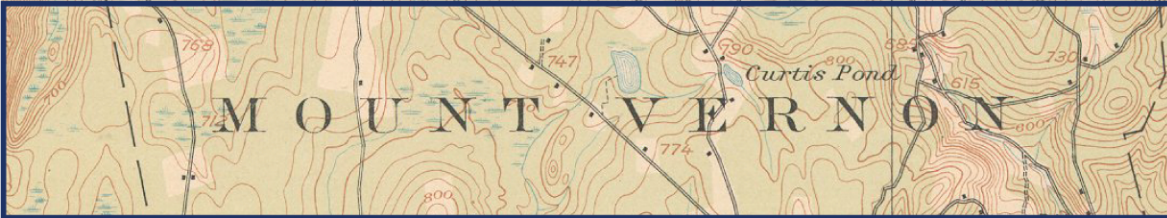
www.census.gov



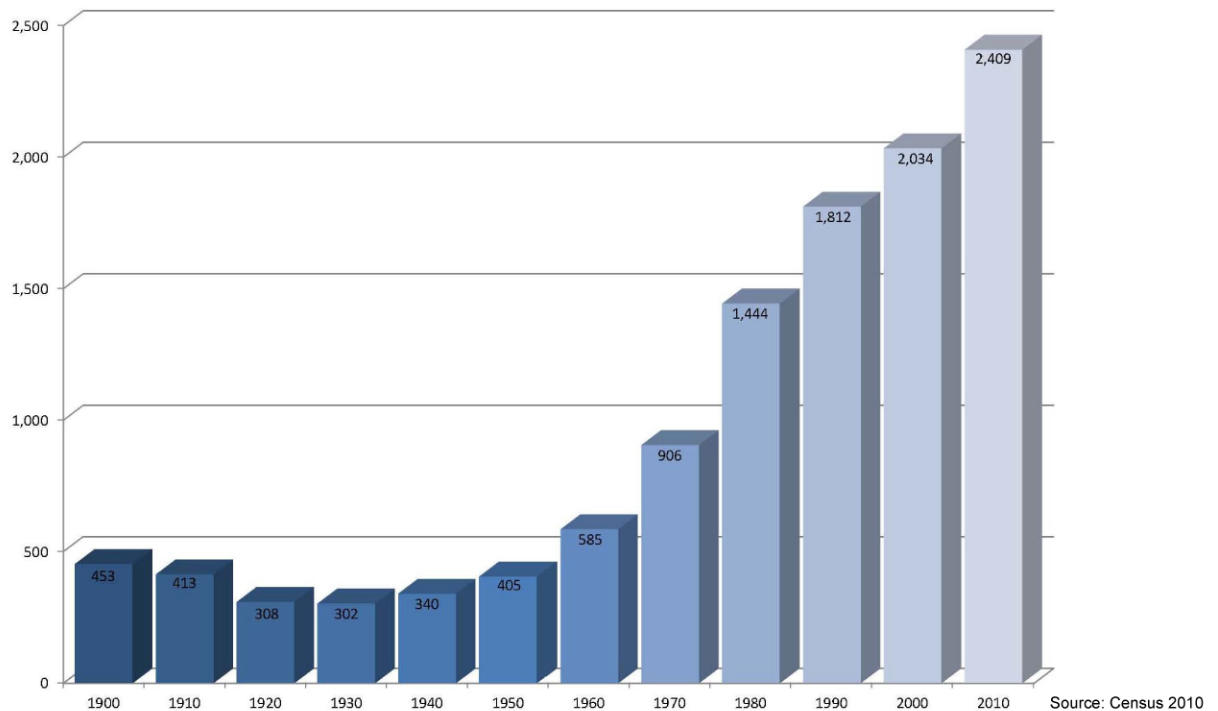
9 Executive Park Drive, Suite 201, Merrimack, NH 03054
Phone 603.424.2240 / Fax 603.424.2230 www.nashuarpc.org

Mont Vernon, NH Profile

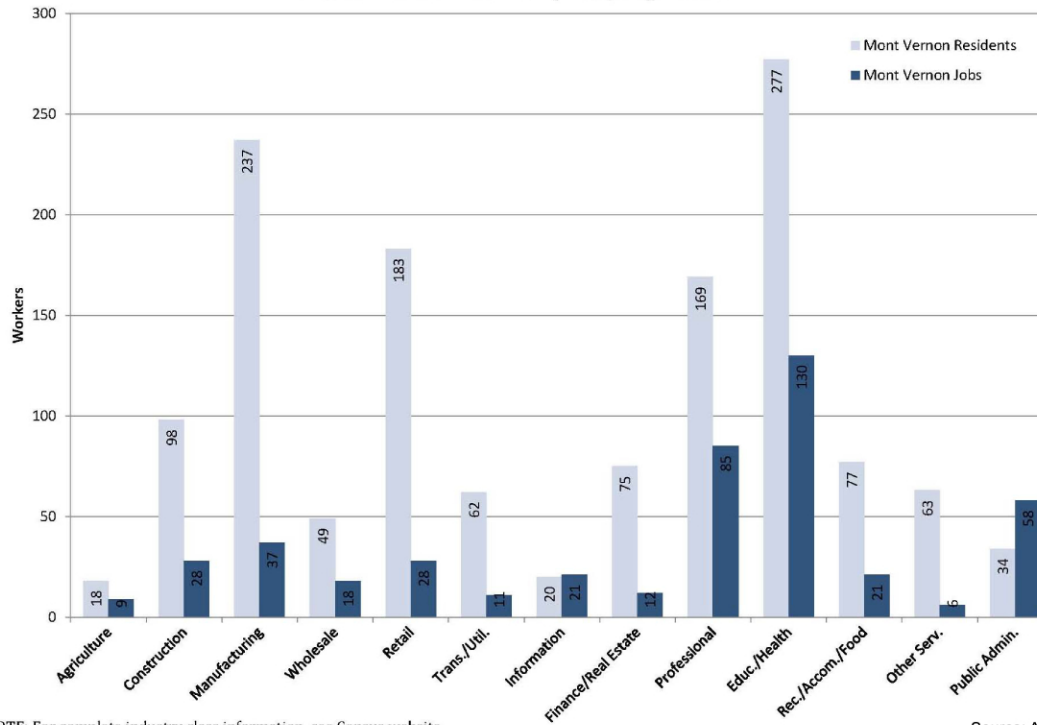
Census Fact Sheet



Mont Vernon Population (1900-2010)



Mont Vernon Industry Employment



9 Executive Park Drive, Suite 201, Merrimack, NH 03054
Phone 603.424.2240 / Fax 603.424.2230 www.nashuarpc.org

Mont Vernon, NH Profile

Census Fact Sheet