

CENSUS 2010 DATA ⁽¹⁾ *At a glance*

Population

Total Population	15,115
Male	7,394 (48.9%)
Female	7,721 (51.1%)
Density	597ppl/sq.mi.

Age

Median Age	39
Population < 5	898 (5.9%)
Population < 18	3776 (24.9%)
Population 65+	1,796 (11.9%)

Race/Ethnicity

White Only	14,334 (94.8%)
1 Race-Not White	525 (3.5%)
2 or More Races.....	256 (1.7%)
Hispanic ⁽²⁾	337 (2.2%)

Households

Average HH Size.....	2.53
Total Households	5929
Family HH ⁽³⁾	4,004 (67.5%)
Non-Family HH.	1,925 (32.5%)
Live Alone	1,498

Housing

Housing Units.....	6,295
Occupied	5,929 (94.2%)
Vacant	366 (5.8%)
Owned.....	3,853
Mortgaged....	3,047
Free & Clear.	806
Rented	2,076

Census 2010 Notes: (1) 100% count data from Census 2010
(2) Hispanic is considered an ethnicity, not a race, by the United States government. Hispanic people can be any race.
(3) Family households exist where one or more people are related by birth, marriage, or adoption.

AMERICAN COMMUNITY SURVEY DATA ⁽⁴⁾ *At a glance*

Employment

Civilian Labor Force ⁽⁵⁾ ..	9,047
Employed	94.3%
Unemployed	5.7%
Not in Labor Force ..	2,784

Language⁽⁶⁾

Pop. 5 and older	14,042
English only.....	91.2%
Other language...	8.8%

Vehicle Availability

Occupied	
Housing Units.....	5,434
No vehicles	3.5%
1 vehicle	26.8%
2 vehicles	44.7%
3 vehicles	17.7%
4 vehicles	5.0%
5+ vehicles	2.4%

Commuting Times

Total Commuters	8,078
< 5 minutes	3.4%
5 to 9 minutes.....	18.0%
10 to 14 minutes...	13.9%
15 to 19 minutes...	10.2%
20 to 24 minutes..	9.1%
25 to 29 minutes..	4.2%
30 to 34 minutes..	14.3%
35 to 44 minutes..	7.7%
45 mins. or more..	19.3%

Education⁽⁷⁾

Pop. 25 and older.....	9,842
No diploma.....	7.7%
HS graduate	31.0%
Some college	18.5%
Assoc. degree	12.5%
Bachelor's deg	21.8%
Advanced deg.	8.6%

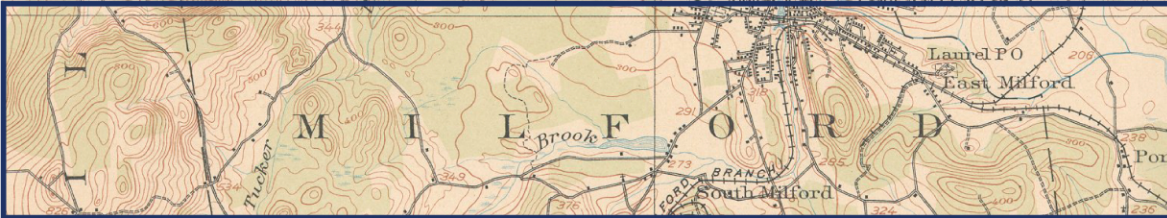
Income

Median HH Income..	\$69,788
Pop. Below Poverty	6.1%
Fam. Below Poverty ..	3.6%

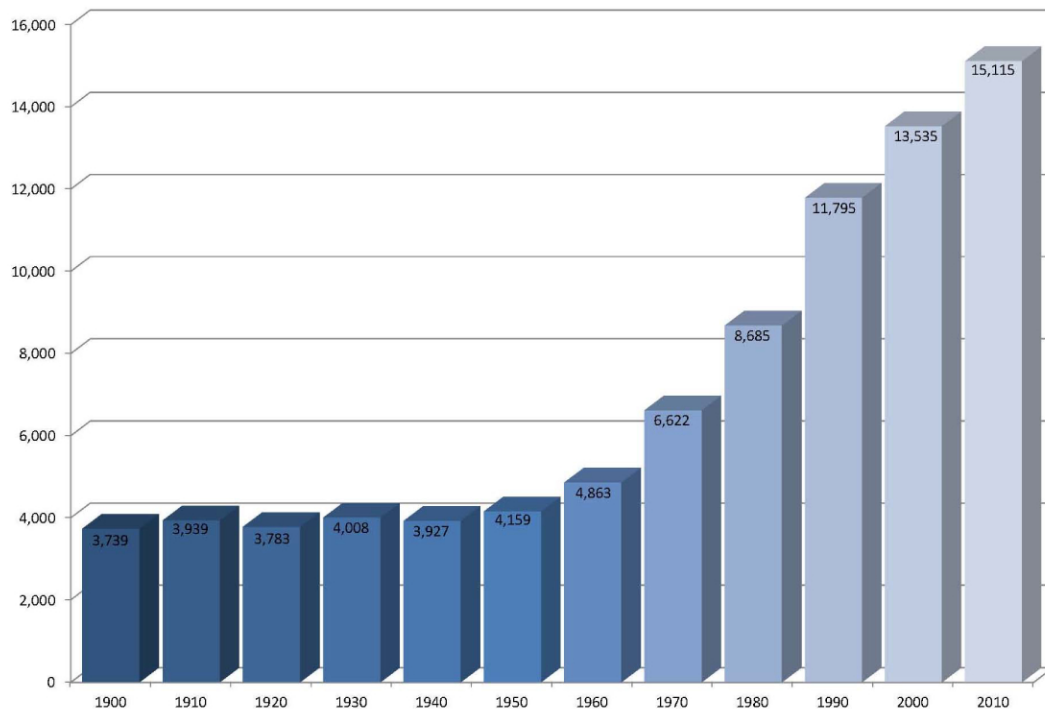
American Community Survey Notes:
(4) 5-year (2005-09) estimates from American Community Survey program. Margins of error vary between data sets.
(5) Population 16 years and over not in Armed Forces, also excluding students, homemakers, retirees, institutionalized people, and others not actively seeking employment.
(6) Refers to language spoken at home
(7) Refers to highest level attained



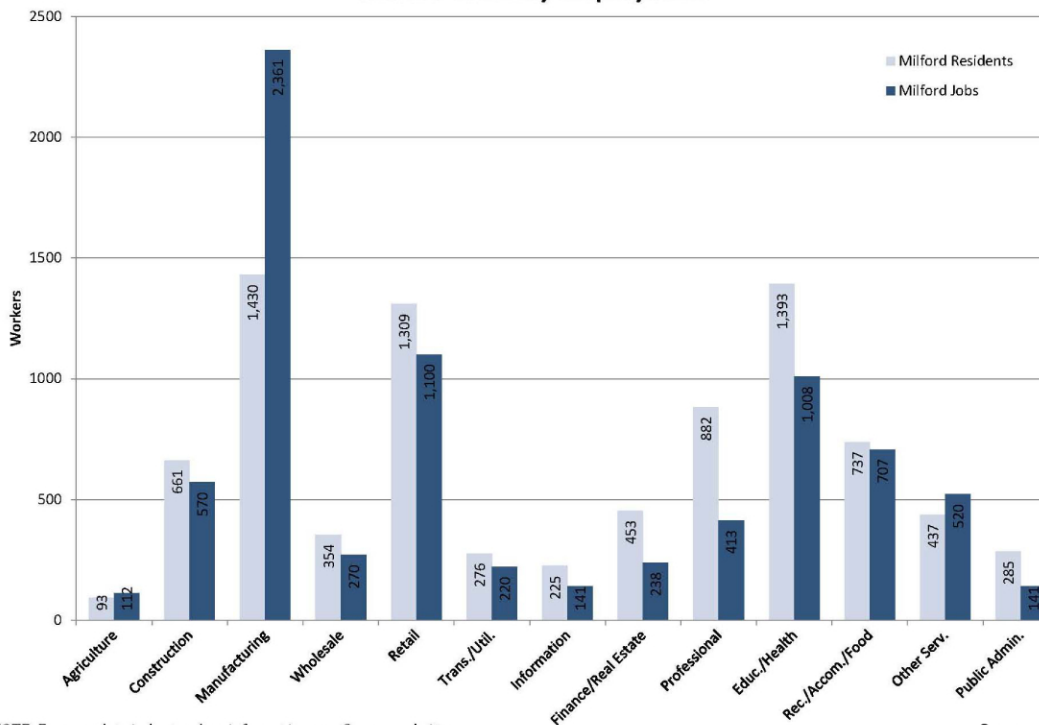
Stay updated at:
www.nashuarpc.org/census2010
www.census.gov



Milford Population (1900-2010)



Milford Industry Employment



9 Executive Park Drive, Suite 201, Merrimack, NH 03054
Phone 603.424.2240 / Fax 603.424.2230 www.nashuarpc.org