



United States® Census 2010

CENSUS 2010 DATA ⁽¹⁾ *At a glance*

Population

Total Population	1,382
Male	703 (50.9%)
Female	679 (49.1%)
Density	58ppl.sq.mi.

Age

Median Age	44.7
Population < 5	58 (4.2%)
Population < 18	300 (21.7%)
Population 65+	238 (17.2%)

Race/Ethnicity

White Only	1,359 (98.3%)
1 Race-Not White	13 (0.9%)
2 or More Races.....	10 (0.9%)
Hispanic ⁽²⁾	15 (1.1%)

Households

Average HH Size.....	2.61
Total Households	529
Family HH ⁽³⁾	403 (76.2%)
Non-Family HH.....	126 (23.8%)
Live Alone	91

Housing

Housing Units.....	571
Occupied	529 (92.6%)
Vacant	42 (7.4%)
Owned.....	138
Mortgaged....	390
Free & Clear.....	99
Rented	40

Census 2010 Notes: (1) 100% count data from Census 2010
(2) Hispanic is considered an ethnicity, not a race, by the United States government. Hispanic people can be any race.
(3) Family households exist where one or more people are related by birth, marriage, or adoption.

AMERICAN COMMUNITY SURVEY DATA ⁽⁴⁾ *At a glance*

Employment

Civilian Labor Force ⁽⁵⁾ ..	844
Employed	96.7%
Unemployed	2.8%
Not in Labor Force...	358

Language⁽⁶⁾

Pop. 5 and older	1,431
English only.....	94.5%
Other language...	5.5%

Vehicle Availability

Occupied	
Housing Units.....	551
No vehicles	1.3%
1 vehicle	13.8%
2 vehicles	45.6%
3 vehicles	27.8%
4 vehicles	8.3%
5+ vehicles	3.3%

Commuting Times

Total Commuters	748
< 5 minutes	2.4%
5 to 9 minutes.....	3.1%
10 to 14 minutes...	5.5%
15 to 19 minutes...	7.0%
20 to 24 minutes..	12.4%
25 to 29 minutes..	7.1%
30 to 34 minutes..	19.5%
35 to 44 minutes..	13.1%
45 mins. or more..	29.9%

Education⁽⁷⁾

Pop. 25 and older.....	1,054
No diploma.....	8.4%
HS graduate	29.7%
Some college	20.3%
Assoc. degree	7.7%
Bachelor's deg	22.6%
Advanced deg.	11.3%

Income

Median HH Income..	\$78,403
Pop. Below Poverty ...	6.2%
Fam. Below Poverty ..	3.0%

American Community Survey Notes:
(4) 5-year (2005-09) estimates from American Community Survey program. Margins of error vary between data sets.
(5) Population 16 years and over not in Armed Forces, also excluding students, homemakers, retirees, institutionalized people, and others not actively seeking employment.
(6) Refers to language spoken at home
(7) Refers to highest level attained




Stay updated at:

www.nashuarpc.org/census2010

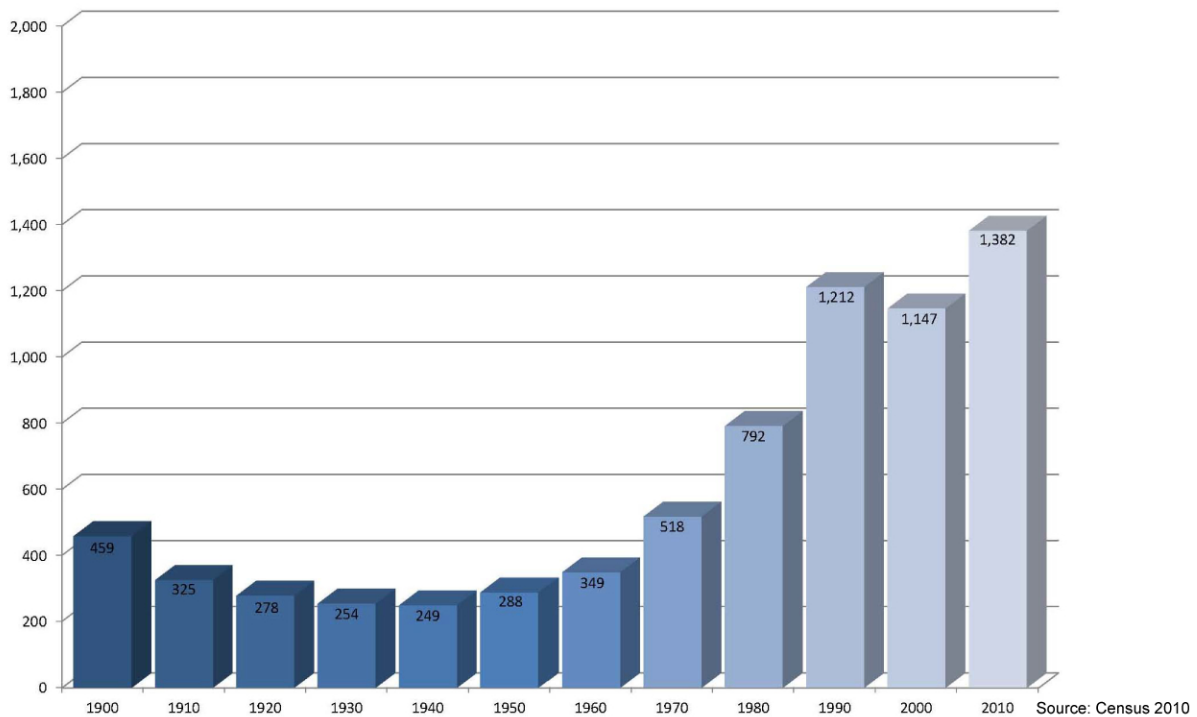
www.census.gov



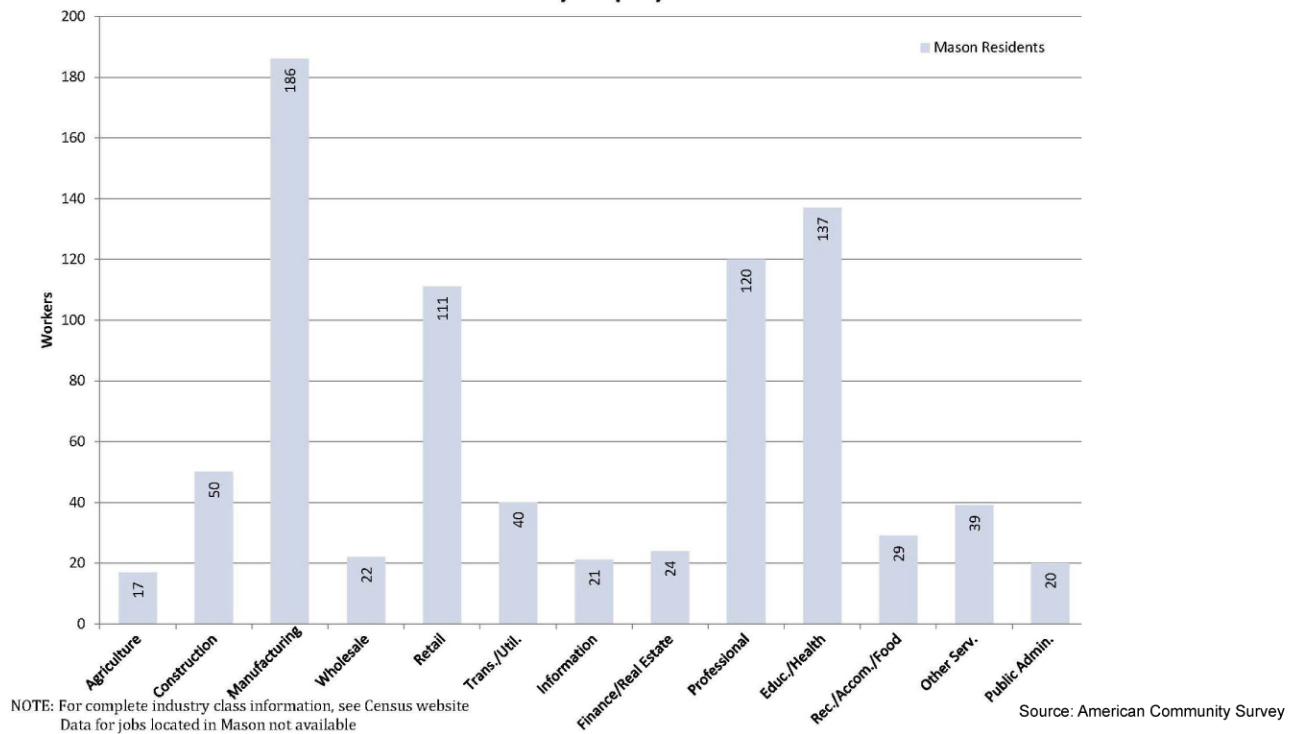
9 Executive Park Drive, Suite 201, Merrimack, NH 03054
Phone 603.424.2240 / Fax 603.424.2230 www.nashuarpc.org



Mason Population (1900-2010)



Mason Industry Employment



9 Executive Park Drive, Suite 201, Merrimack, NH 03054
Phone 603.424.2240 / Fax 603.424.2230 www.nashuarpc.org