



United States[®] Census 2010

CENSUS 2010 DATA ⁽¹⁾ *At a glance*

Population

Total Population	1,683
Male	863 (51.3%)
Female	820 (48.7%)
Density	55ppl/sq.mi.

Age

Median Age	44.9
Population < 5	67 (4.0%)
Population < 18	351 (20.9%)
Population 65+	219 (13.0%)

Race/Ethnicity

White Only	1,594 (94.7%)
1 Race-Not White	47 (2.8%)
2 or More Races.....	42 (2.5%)
Hispanic ⁽²⁾	27 (1.6%)

Households

Average HH Size.....	2.62
Total Households	643
Family HH ⁽³⁾	493 (76.7%)
Non-Family HH.....	150 (23.3%)
Live Alone	105

Housing

Housing Units.....	687
Occupied	643 (93.6%)
Vacant	44 (6.4%)
Owned.....	562
Mortgaged....	422
Free & Clear.....	140
Rented	81

Census 2010 Notes: (1) 100% count data from Census 2010
(2) Hispanic is considered an ethnicity, not a race, by the United States government. Hispanic people can be any race.
(3) Family households exist where one or more people are related by birth, marriage, or adoption.

AMERICAN COMMUNITY SURVEY DATA ⁽⁴⁾ *At a glance*

Employment

Civilian Labor Force ⁽⁵⁾ ..	897
Employed	94.6%
Unemployed	45.4%
Not in Labor Force ..	309

Language ⁽⁶⁾

Pop. 5 and older	1,345
English only.....	97.5%
Other language...	2.5%

Vehicle Availability

Occupied	
Housing Units.....	534
No vehicles	0.0%
1 vehicle	24.5%
2 vehicles	41.0%
3 vehicles	23.8%
4 vehicles	6.4%
5+ vehicles	4.3%

Commuting Times

Total Commuters	779
< 5 minutes	7.4%
5 to 9 minutes.....	0.0%
10 to 14 minutes...	11.0%
15 to 19 minutes...	19.8%
20 to 24 minutes..	14.0%
25 to 29 minutes..	7.7%
30 to 34 minutes..	14.6%
35 to 44 minutes..	4.9%
45 mins. or more..	20.5%

Education ⁽⁷⁾

Pop. 25 and older.....	1,065
No diploma.....	7.2%
HS graduate	33.9%
Some college	18.1%
Assoc. degree	19.4%
Bachelor's deg	23.9%
Advanced deg.	7.4%

Income

Median HH Income..	\$80,784
Pop. Below Poverty...	2.4%
Fam. Below Poverty..	1.9%

American Community Survey Notes:
(4) 5-year (2005-09) estimates from American Community Survey program. Margins of error vary between data sets.
(5) Population 16 years and over not in Armed Forces, also excluding students, homemakers, retirees, institutionalized people, and others not actively seeking employment.
(6) Refers to language spoken at home
(7) Refers to highest level attained

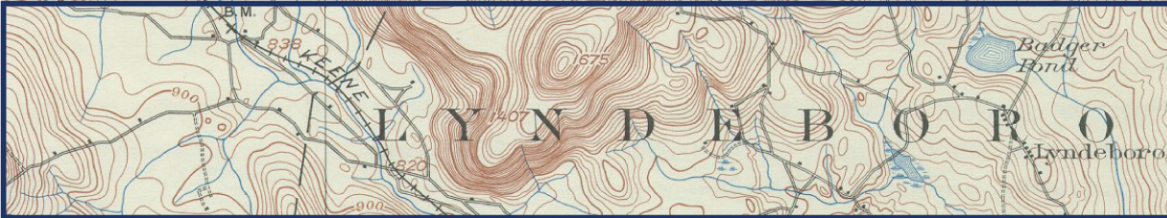


Stay updated at:

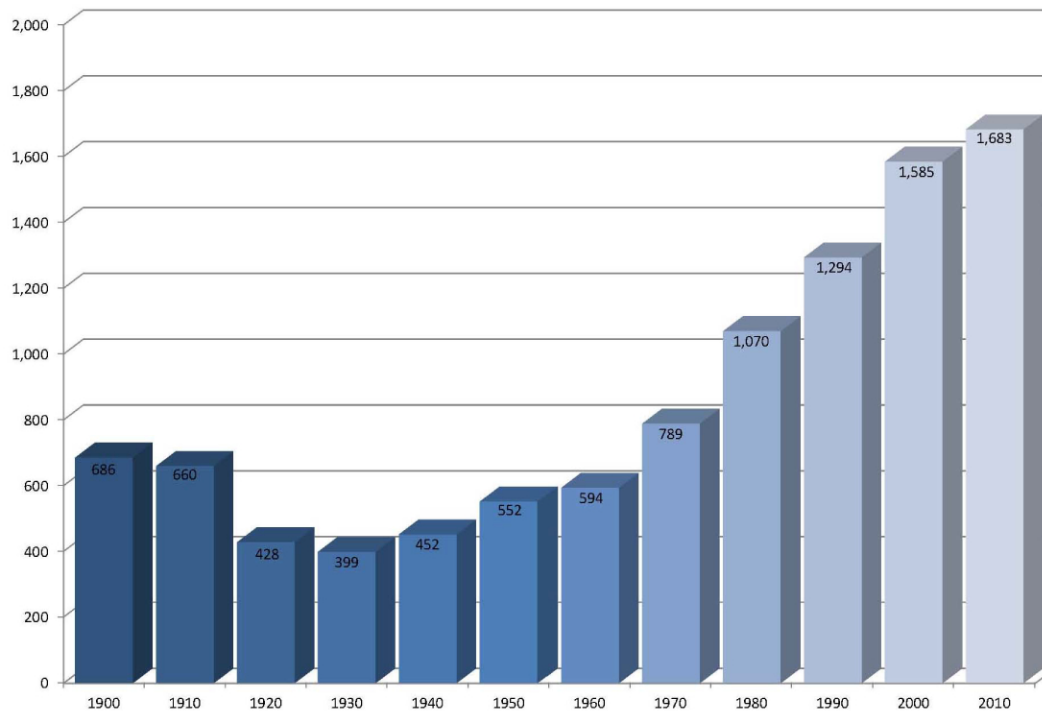
www.nashuarpc.org/census2010
www.census.gov



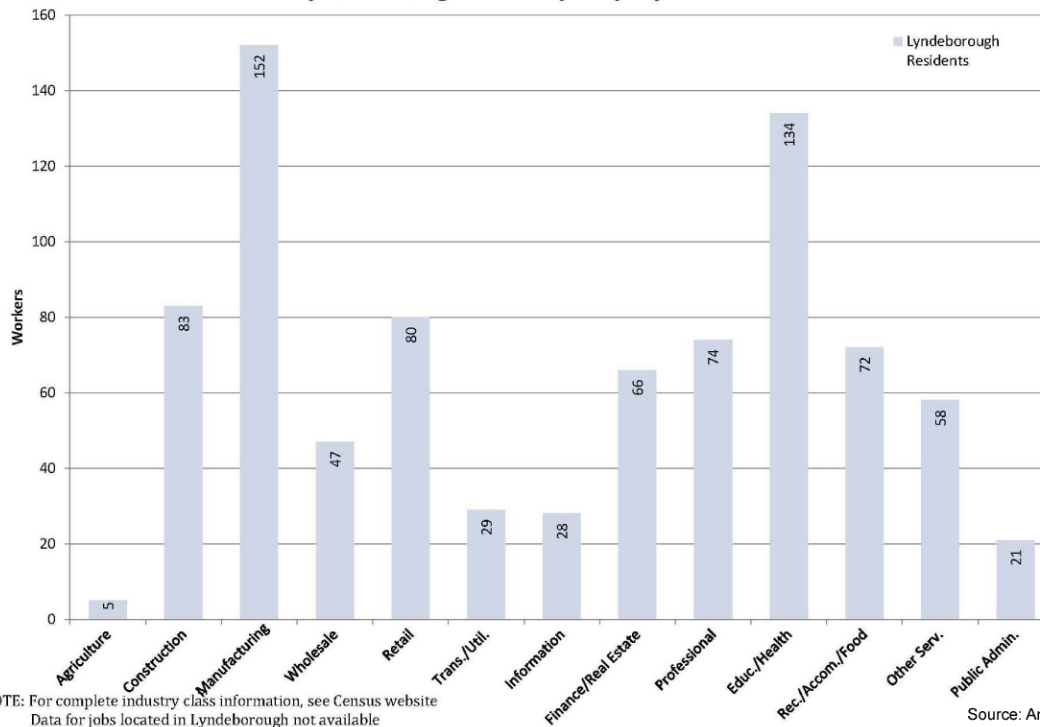
9 Executive Park Drive, Suite 201, Merrimack, NH 03054
Phone 603.424.2240 / Fax 603.424.2230 www.nashuarpc.org



Lyndeborough Population (1900-2010)



Lyndeborough Industry Employment



9 Executive Park Drive, Suite 201, Merrimack, NH 03054
Phone 603.424.2240 / Fax 603.424.2230 www.nashuarpc.org

Lyndeborough, NH Profile

Census Fact Sheet