



United States[®]
**Census
2010**

CENSUS 2010 DATA⁽¹⁾ *At a glance*

Population

Total Population	8,271
Male	4,141 (50.1%)
Female	4,130 (49.9%)
Density	553ppl/sq.mi.

Age

Median Age	40.1
Population < 5	442 (5.3%)
Population < 18	2,295 (27.7%)
Population 65+	694 (8.4%)

Race/Ethnicity

White Only	7,973 (96.4%)
1 Race-Not White	200 (2.4%)
2 or More Races.....	98 (1.2%)
Hispanic ⁽²⁾	162 (2.0%)

Households

Average HH Size.....	2.92
Total Households	2,828
Family HH ⁽³⁾	2,308 (81.6%)
Non-Family HH.	520 (18.4%)
Live Alone	357

Housing

Housing Units.....	2,912
Occupied	2,828 (97.1%)
Vacant	84 (2.9%)
Owned.....	2,528
Mortgaged....	2,072
Free & Clear.	456
Rented	300

Census 2010 Notes: (1) 100% count data from Census 2010
(2) Hispanic is considered an ethnicity, not a race, by the United States government. Hispanic people can be any race.
(3) Family households exist where one or more people are related by birth, marriage, or adoption.

AMERICAN COMMUNITY SURVEY DATA⁽⁴⁾ *At a glance*

Employment

Civilian Labor Force ⁽⁵⁾ ..	4,922
Employed	96.1%
Unemployed	3.9%
Not in Labor Force ..	1,410

Language⁽⁶⁾

Pop. 5 and older	7,874
English only.....	97.1%
Other language...	2.9%

Vehicle Availability

Occupied	
Housing Units.....	2,753
No vehicles	1.0%
1 vehicle	17.4%
2 vehicles	47.4%
3 vehicles	20.8%
4 vehicles	10.5%
5+ vehicles	2.9%

Commuting Times

Total Commuters	4,436
< 5 minutes	1.4%
5 to 9 minutes.....	4.8%
10 to 14 minutes..	7.3%
15 to 19 minutes...	13.9%
20 to 24 minutes..	14.9%
25 to 29 minutes..	10.2%
30 to 34 minutes..	14.2%
35 to 44 minutes..	7.9%
45 mins. or more..	25.5%

Education⁽⁷⁾

Pop. 25 and older.....	5,496
No diploma.....	7.8%
HS graduate	25.1%
Some college	24.1%
Assoc. degree	11.6%
Bachelor's deg	20.7%
Advanced deg.	10.7%

Income

Median HH Income..	\$97,591
Pop. Below Poverty ...	5.0%
Fam. Below Poverty ..	4.5%

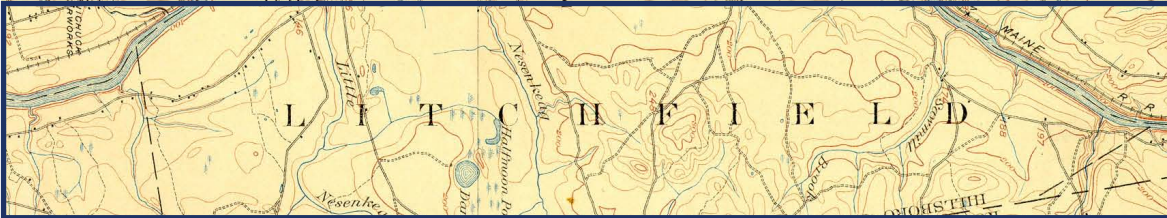
American Community Survey Notes:
(4) 5-year (2005-09) estimates from American Community Survey program. Margins of error vary between data sets.
(5) Population 16 years and over not in Armed Forces, also excluding students, homemakers, retirees, institutionalized people, and others not actively seeking employment.
(6) Refers to language spoken at home
(7) Refers to highest level attained



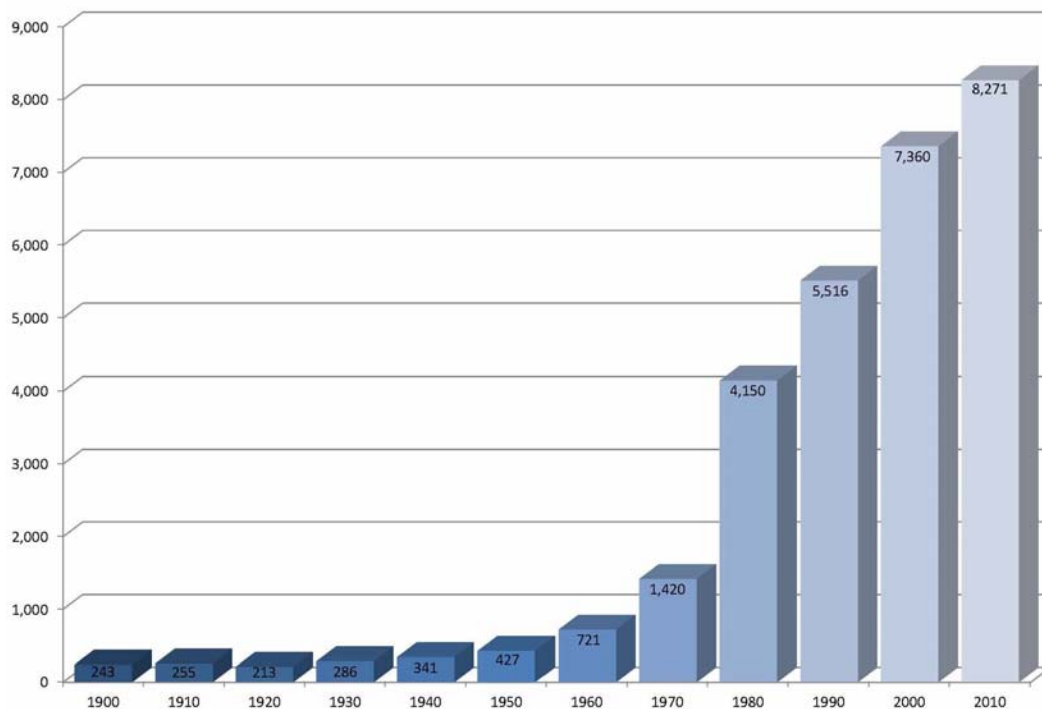
Stay updated at:
www.nashuarpc.org/census2010
www.census.gov



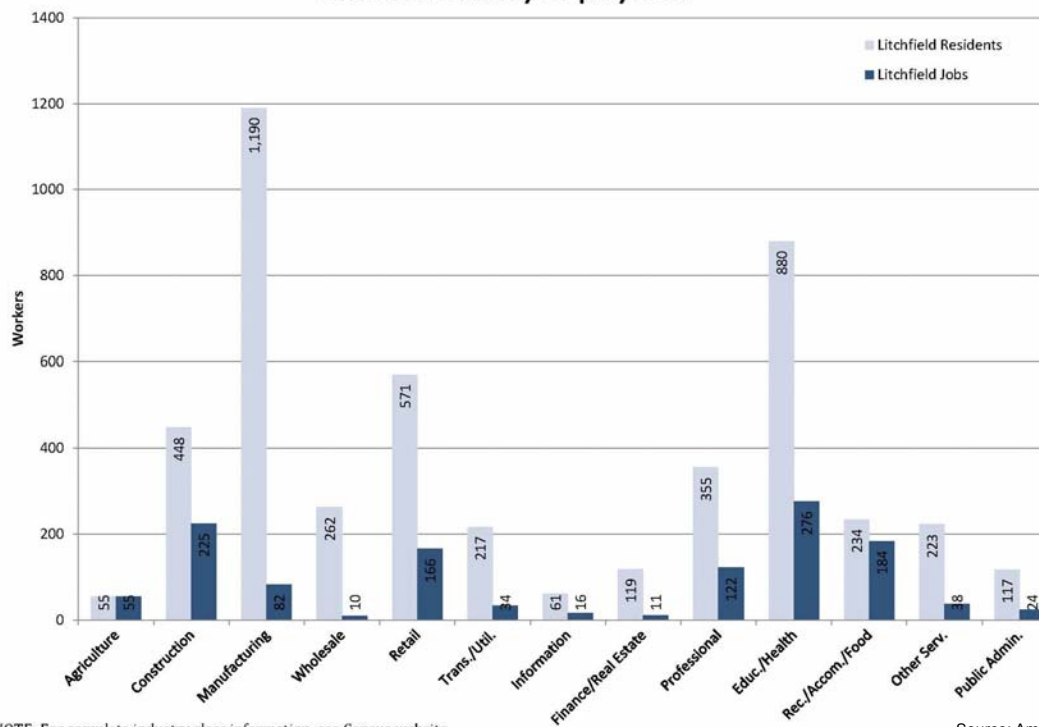
9 Executive Park Drive, Suite 201, Merrimack, NH 03054
Phone 603.424.2240 / Fax 603.424.2230 www.nashuarpc.org



Litchfield Population (1900-2010)



Litchfield Industry Employment



9 Executive Park Drive, Suite 201, Merrimack, NH 03054
Phone 603.424.2240 / Fax 603.424.2230 www.nashuarpc.org