

CENSUS 2010 DATA⁽¹⁾ *At a glance*

Population

Total Population	7,684
Male	3,808 (49.6%)
Female	3,876 (50.4%)
Density	242ppl/sq.mi.

Age

Median Age	46.3
Population < 5	296 (3.9%)
Population < 18	1,933 (25.2%)
Population 65+	1,072 (14.0%)

Race/Ethnicity

White Only	7,315 (95.2%)
1 Race-Not White	247 (3.2%)
2 or More Races.....	122 (1.6%)
Hispanic ⁽²⁾	95 (1.2%)

Households

Average HH Size.....	2.73
Total Households	2,811
Family HH ⁽³⁾	2,265 (80.6%)
Non-Family HH.	546 (19.4%)
Live Alone	419

Housing

Housing Units.....	2,929
Occupied	2,811 (96%)
Vacant	118 (4.0%)
Owned.....	2,582
Mortgaged....	1,804
Free & Clear.	778
Rented	229

AMERICAN COMMUNITY SURVEY DATA⁽⁴⁾ *At a glance*

Employment

Civilian Labor Force.. ⁽⁵⁾	3,864
Employed	95.9%
Unemployed	4.1%
Not in Labor Force ..	1,766

Language⁽⁶⁾

Pop. 5 and older	7,232
English only.....	94.1%
Other language...	5.9%

Vehicle Availability

Occupied	
Housing Units.....	2,655
No vehicles	1.2%
1 vehicle	14.2%
2 vehicles	49.3%
3 vehicles	26.6%
4 vehicles	5.8%
5+ vehicles	2.7%

Commuting Times

Total Commuters	3,414
< 5 minutes	3.0%
5 to 9 minutes.....	10.9%
10 to 14 minutes...	7.5%
15 to 19 minutes...	17.5%
20 to 24 minutes..	15.7%
25 to 29 minutes..	6.3%
30 to 34 minutes..	9.1%
35 to 44 minutes..	7.8%
45 mins. or more..	22.2%

Education⁽⁷⁾

Pop. 25 and older.....	4,988
No diploma.....	3.1%
HS graduate	11.1%
Some college	13.0%
Assoc. degree	7.9%
Bachelor's deg	32.8%
Advanced deg.	32.1%

Income

Median HH Income...	\$116,168
Pop. Below Poverty.....	2.3%
Fam. Below Poverty.....	1.3%

American Community Survey Notes:
(4) 5-year (2005-09) estimates from American Community Survey program. Margins of error vary between data sets.

(5) Population 16 years and over not in Armed Forces, also excluding students, homemakers, retirees, institutionalized people, and others not actively seeking employment.

(6) Refers to language spoken at home
(7) Refers to highest level attained

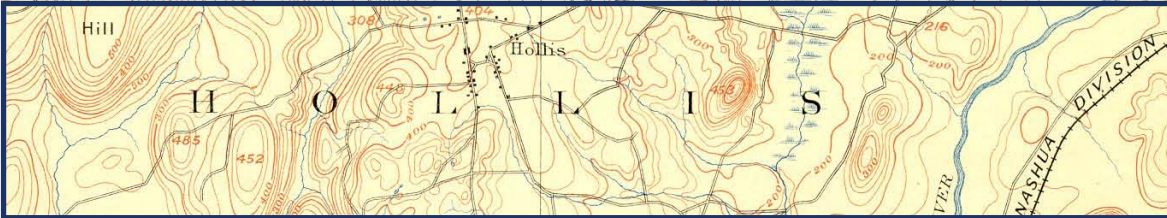
Stay updated at:

www.nashuarpc.org/census2010
www.census.gov

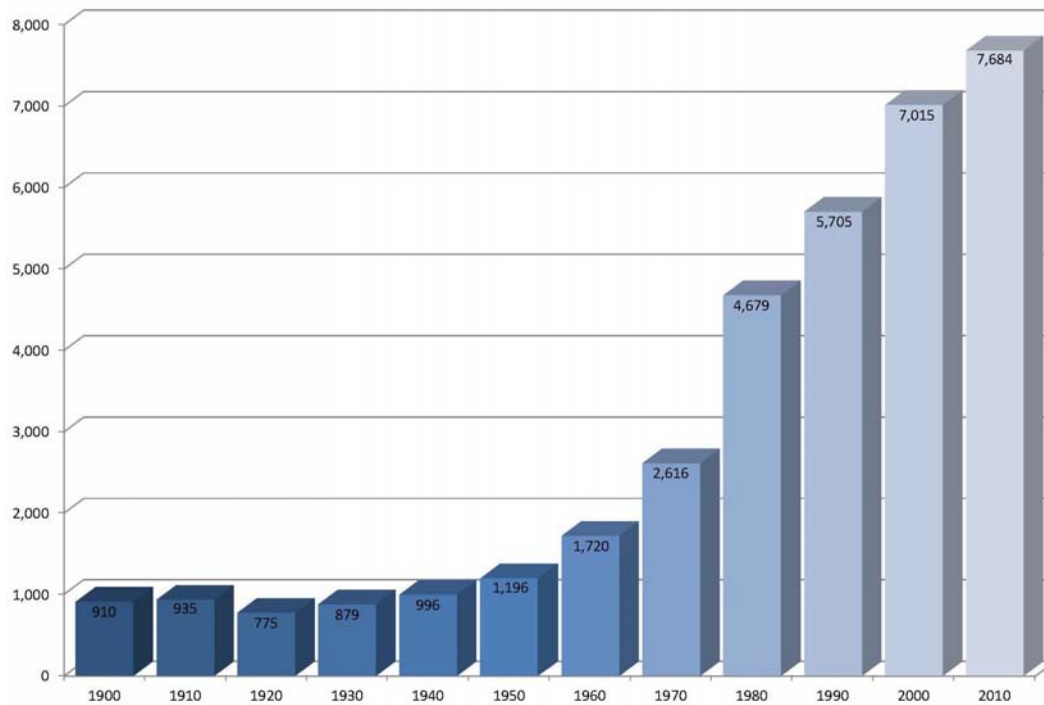
Census 2010 Notes: (1) 100% count data from Census 2010
(2) Hispanic is considered an ethnicity, not a race, by the United States government. Hispanic people can be any race.
(3) Family households exist where one or more people are related by birth, marriage, or adoption.



9 Executive Park Drive, Suite 201, Merrimack, NH 03054
Phone 603.424.2240 / Fax 603.424.2230 www.nashuarpc.org

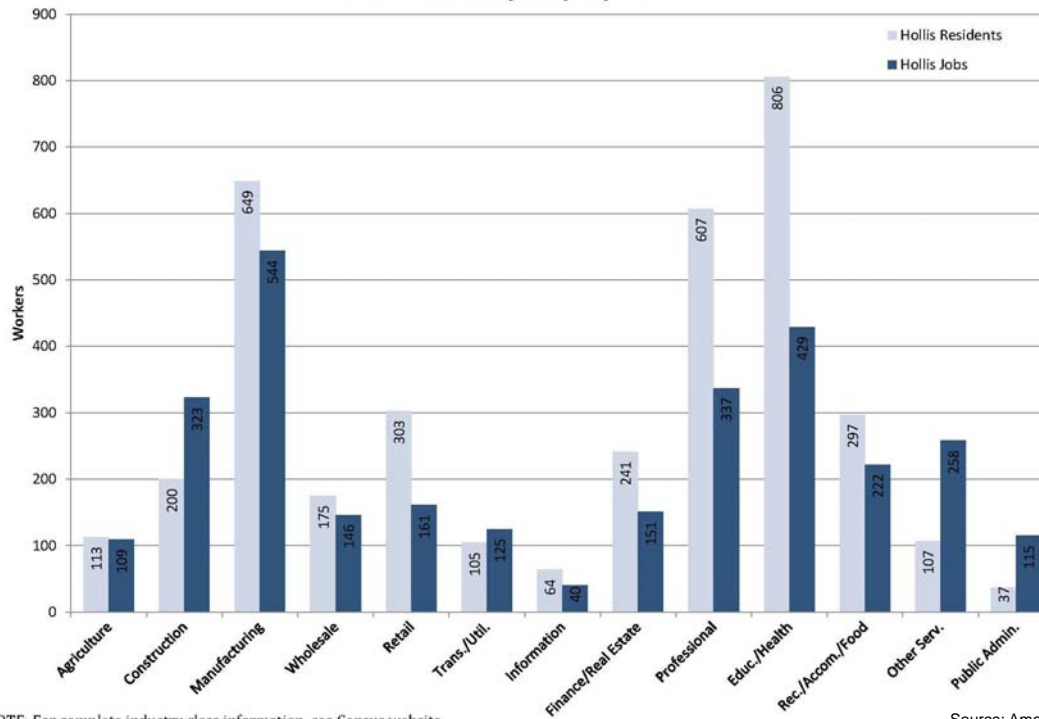


Hollis Population (1900-2010)



Source: Census 2010

Hollis Industry Employment



NOTE: For complete industry class information, see Census website

Source: American Community Survey



9 Executive Park Drive, Suite 201, Merrimack, NH 03054
Phone 603.424.2240 / Fax 603.424.2230 www.nashuarpc.org

Hollis, NH Profile

Census Fact Sheet