



United States Census 2010

CENSUS 2010 DATA⁽¹⁾ *At a glance*

Population

Total Population	4,991
Male	2,541 (50.9%)
Female	2,450 (49.1%)
Density	252ppl/sq.mi.

Age

Median Age	39.4
Population < 5	280 (5.6%)
Population < 18	1,562 (31.3%)
Population 65+	329 (6.6%)

Race/Ethnicity

White Only	4,816 (96.5%)
1 Race-Not White	96 (1.9%)
2 or More Races.....	79 (1.6%)
Hispanic ⁽²⁾	100 (2.0%)

Households

Average HH Size.....	3.06
Total Households	1,631
Family HH. ⁽³⁾	1,380 (84.6%)
Non-Family HH.	251 (15.4%)
Live Alone	170

Housing

Housing Units.....	1,700
Occupied	1,631 (95.9%)
Vacant	69 (4.1%)
Owned.....	1,505
Mortgaged....	1,252
Free & Clear.	253
Rented	126

Census 2010 Notes: (1) 100% count data from Census 2010
(2) Hispanic is considered an ethnicity, not a race, by the United States government. Hispanic people can be any race.
(3) Family households exist where one or more people are related by birth, marriage, or adoption.

AMERICAN COMMUNITY SURVEY DATA⁽⁴⁾ *At a glance*

Employment

Civilian Labor Force...	2,700
Employed	96.0%
Unemployed	3.6%
Not in Labor Force ..	690

Language⁽⁶⁾

Pop. 5 and older	4,448
English only.....	97.2%
Other language...	12.8%

Vehicle Availability

Occupied	
Housing Units.....	1,546
No vehicles	0.5%
1 vehicle	14.4%
2 vehicles	55.9%
3 vehicles	18.9%
4 vehicles	5.8%
5+ vehicles	4.6%

Commuting Times

Total Commuters	2,394
< 5 minutes	2.5%
5 to 9 minutes.....	9.1%
10 to 14 minutes...	9.4%
15 to 19 minutes...	9.4%
20 to 24 minutes..	9.5%
25 to 29 minutes..	7.7%
30 to 34 minutes..	18.0%
35 to 44 minutes..	7.2%
45 mins. or more..	27.2%

Education⁽⁷⁾

Pop. 25 and older.....	3,031
No diploma.....	5.1%
HS graduate	19.4%
Some college	17.7%
Assoc. degree	9.6%
Bachelor's deg	30.1%
Advanced deg.	18.1%

Income

Median HH Income..	\$99,221
Pop. Below Poverty	2.7%
Fam. Below Poverty ..	2.7%

American Community Survey Notes:
(4) 5-year (2005-09) estimates from American Community Survey program. Margins of error vary between data sets.
(5) Population 16 years and over not in Armed Forces, also excluding students, homemakers, retirees, institutionalized people, and others not actively seeking employment.
(6) Refers to language spoken at home
(7) Refers to highest level attained



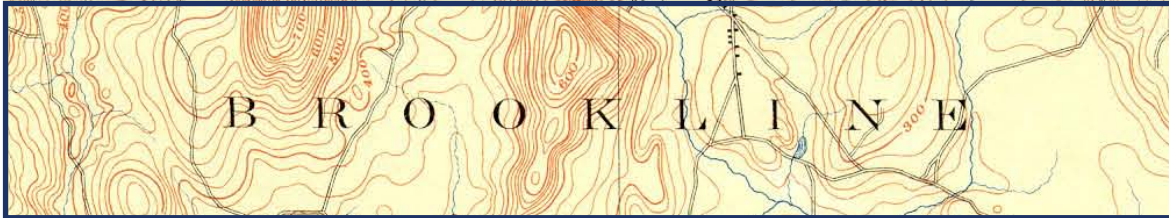
Stay updated at:

www.nashuarpc.org/census2010

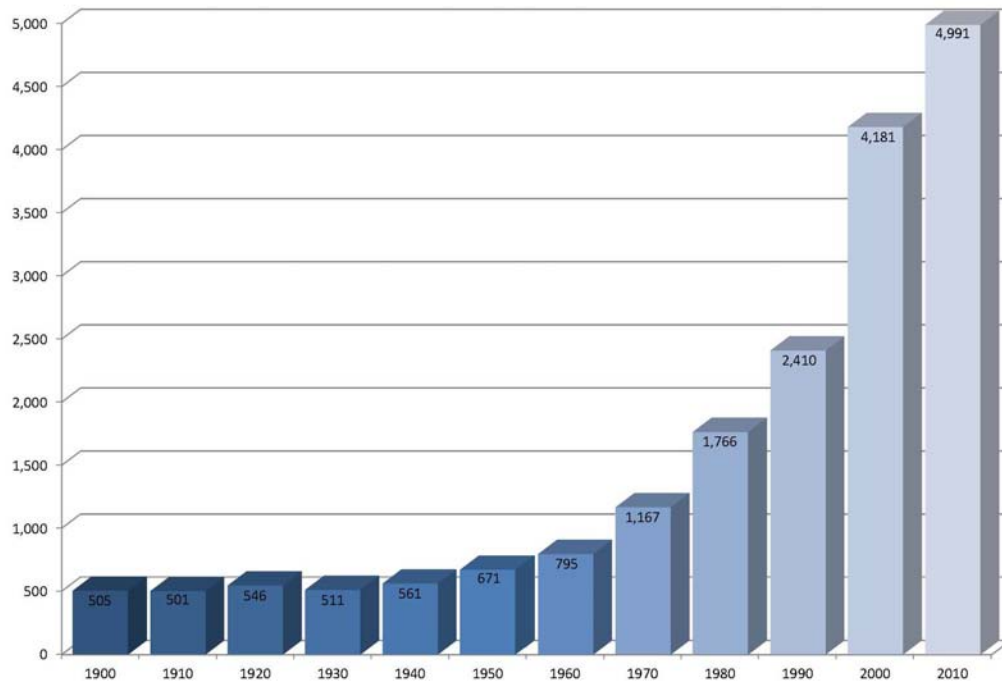
www.census.gov



9 Executive Park Drive, Suite 201, Merrimack, NH 03054
Phone 603.424.2240 / Fax 603.424.2230 www.nashuarpc.org

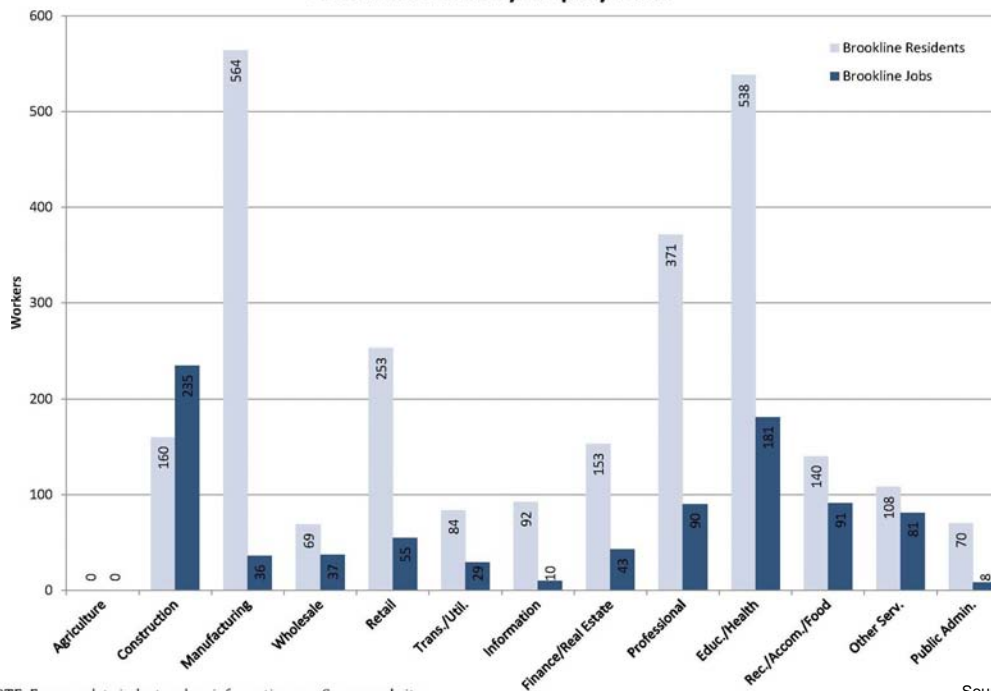


Brookline Population (1900-2010)



Source: Census 2010

Brookline Industry Employment



NOTE: For complete industry class information, see Census website

Source: American Community Survey



9 Executive Park Drive, Suite 201, Merrimack, NH 03054
Phone 603.424.2240 / Fax 603.424.2230 www.nashuarpc.org

Brookline, NH Profile

Census Fact Sheet