



United States[®] Census 2010

CENSUS 2010 DATA⁽¹⁾ *At a glance*

Population

Total Population	11,201
Male	5,514 (49.2%)
Female	5,687 (50.8%)
Density	328ppl/sq.mi.

Age

Median Age	44.4
Population < 5	552 (4.9%)
Population < 18	2,197 (26.0%)
Population 65+	1,402 (12.5%)

Race/Ethnicity

White Only	10,733 (95.8%)
1 Race-Not White ...	304 (2.7%)
2 or More Races.....	164 (1.5%)
Hispanic ⁽²⁾	218 (1.9%)

Households

Average HH Size.....	2.76
Total Households ...	4,063
Family HH ⁽³⁾	3,322 (81.8%)
Non-Family HH.	741 (18.2%)
Live Alone	590

Housing

Housing Units.....	4,280
Occupied	4,063 (94.9%)
Vacant	217 (5.1%)
Owned.....	3,689
Mortgaged....	2,848
Free & Clear.	841
Rented	374

Census 2010 Notes: (1) 100% count data from Census 2010
(2) Hispanic is considered an ethnicity, not a race, by the United States government. Hispanic people can be any race.
(3) Family households exist where one or more people are related by birth, marriage, or adoption.

AMERICAN COMMUNITY SURVEY DATA⁽⁴⁾ *At a glance*

Employment

Civilian Labor Force ⁽⁵⁾ ..	6,418
Employed	93.8%
Unemployed	6.2%
Not in Labor Force ..	2,550

Language⁽⁶⁾

Pop. 5 and older	10,961
English only.....	94.3%
Other language...	5.7%

Vehicle Availability

Occupied	
Housing Units.....	4,005
No vehicles	1.6%
1 vehicle	14.5%
2 vehicles	50.5%
3 vehicles	26.4%
4 vehicles	3.9%
5+ vehicles	3.0%

Commuting Times

Total Commuters	5,092
< 5 minutes	44.0%
5 to 9 minutes.....	6.1%
10 to 14 minutes...	17.6%
15 to 19 minutes...	13.3%
20 to 24 minutes..	12.9%
25 to 29 minutes..	6.5%
30 to 34 minutes..	13.6%
35 to 44 minutes..	6.3%
45 mins. or more..	19.3%

Education⁽⁷⁾

Pop. 25 and older.....	7,739
No diploma.....	4.4%
HS graduate	14.2%
Some college	13.0%
Assoc. degree	6.7%
Bachelor's deg	39.6%
Advanced deg.	22.2%

Income

Median HH Income..	\$104,745
Pop. Below Poverty	2.9%
Fam. Below Poverty ..	1.3%

American Community Survey Notes:
(4) 5-year (2005-09) estimates from American Community Survey program. Margins of error vary between data sets.
(5) Population 16 years and over not in Armed Forces, also excluding students, homemakers, retirees, institutionalized people, and others not actively seeking employment.
(6) Refers to language spoken at home
(7) Refers to highest level attained



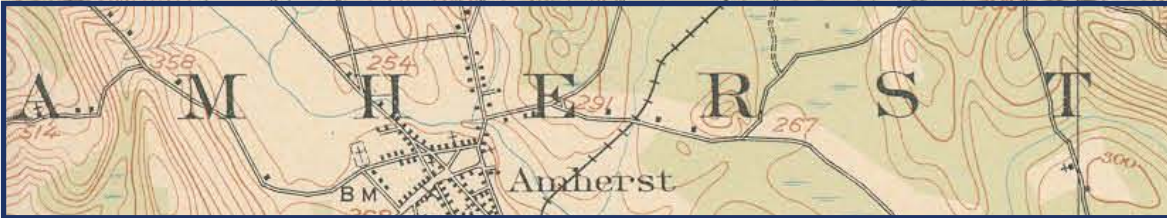
Stay updated at:

www.nashuarpc.org/census2010

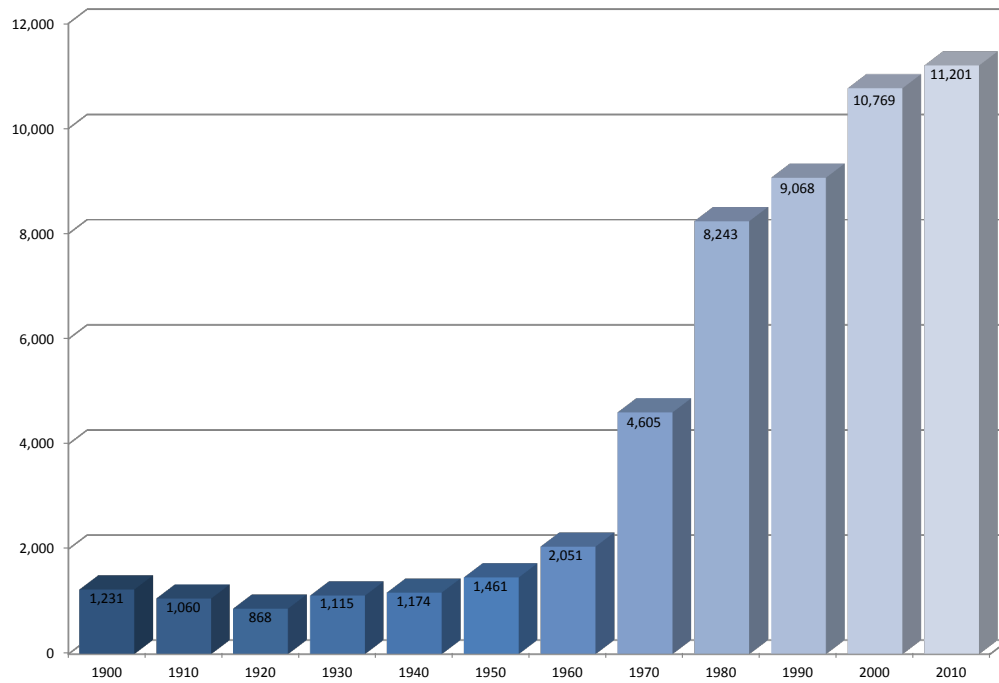
www.census.gov



9 Executive Park Drive, Suite 201, Merrimack, NH 03054
Phone 603.424.2240 / Fax 603.424.2230 www.nashuarpc.org

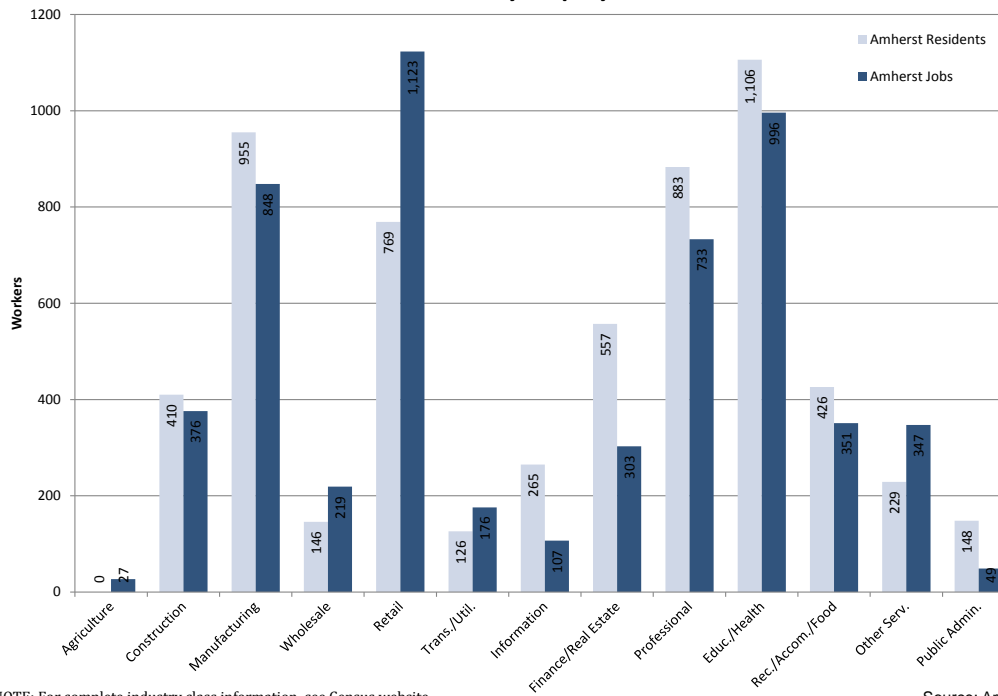


Amherst Population (1900-2010)



Source: Census 2010

Amherst Industry Employment



NOTE: For complete industry class information, see Census website

Source: American Community Survey



9 Executive Park Drive, Suite 201, Merrimack, NH 03054
Phone 603.424.2240 / Fax 603.424.2230 www.nashuarpc.org