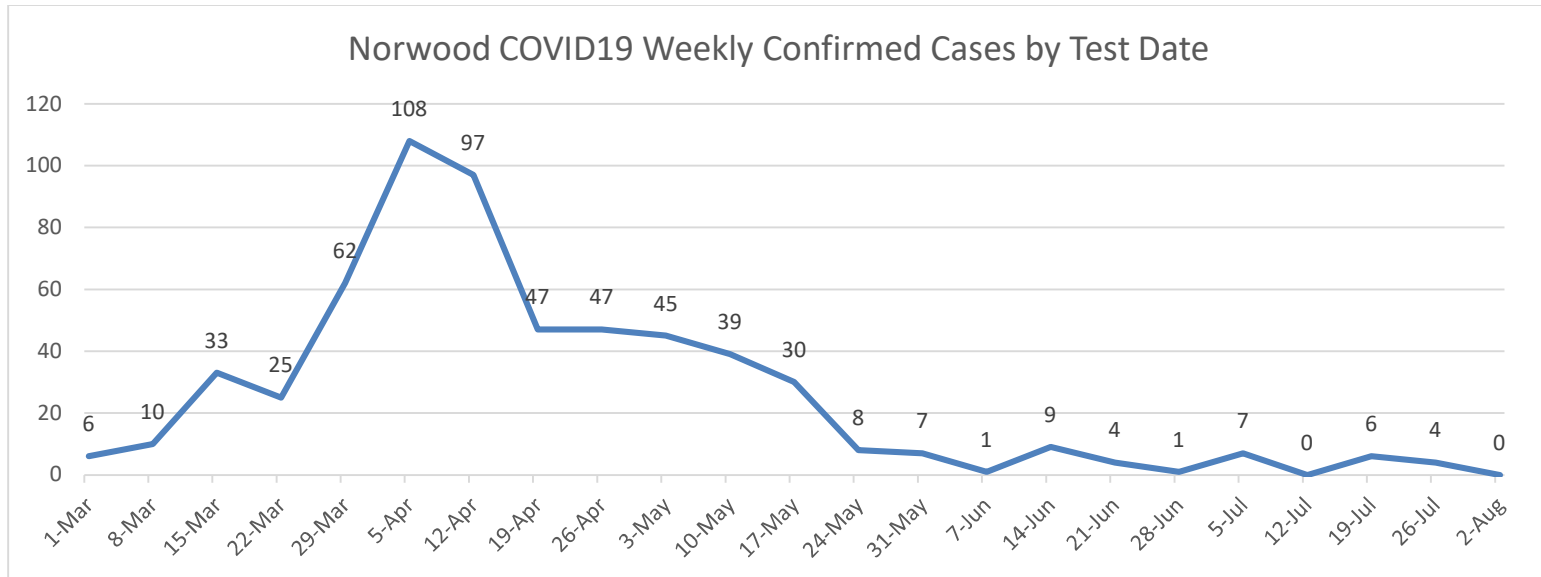


**Norwood Public Health Department
Weekly COVID-19 Data Report
August 5, 2020**

MA Department of Public Health [Weekly COVID-19 Public Health Report](#)

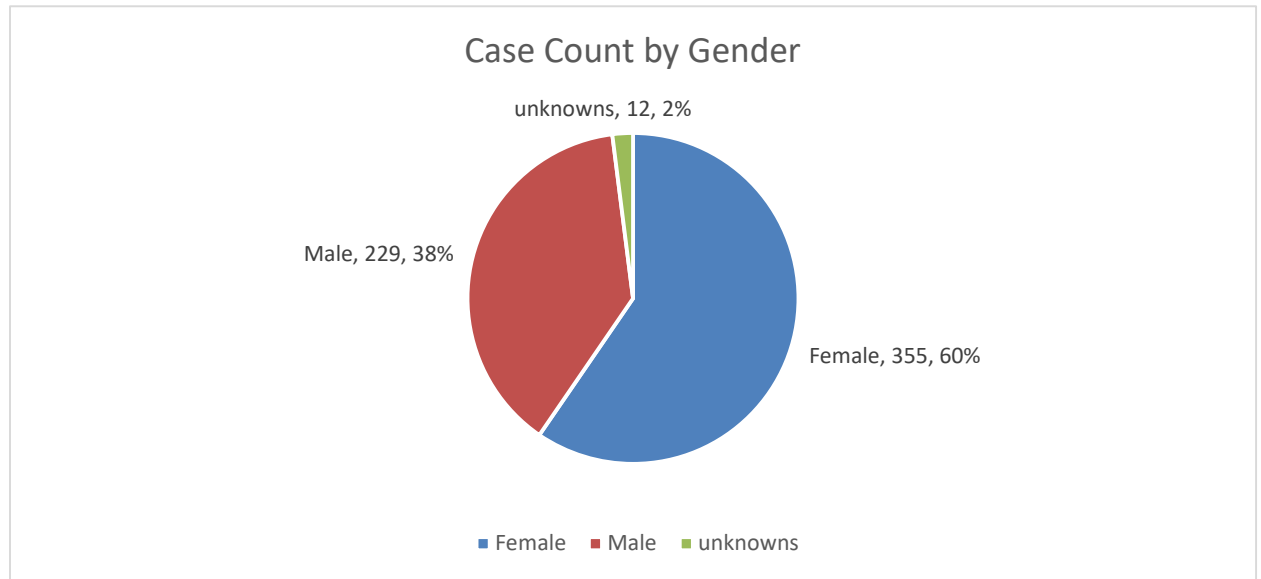
Norwood data as reported by MA Department of Public Health (August 4, 2020):

- Total Confirmed Case count: 596
- Case count in the last 14 days: 9
- Percent change over the last 14 days: Increase
- Total tests: 7176
- Total tests last 14 days: 777
- Total positive tests performed last 14 days: 13 (*one individual might have multiple tests*)
- Percent Positive last 14 days: 1.67%



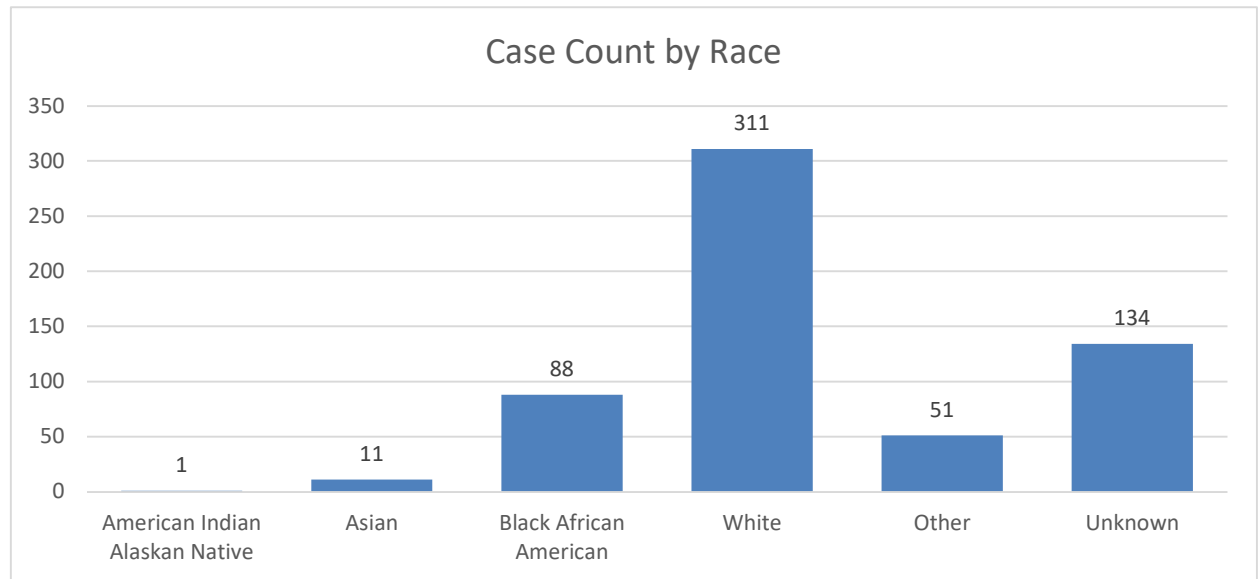
Case Count by Gender:

Gender	Case Count
Female	355
Male	229
unknowns	12
Grand Total	596



Case Count by Race:

Race	Case	Percent
American Indian Alaskan Native	1	0.2%
Asian	11	2%
Black African American	88	15%
White	311	52%
Other	51	9%
Unknown	134	22%
Grand Total	596	



Case Count by Age:

Age	Count	Percent
0-9	12	2%
10-19	11	2%
20-29	49	8%
30-39	85	14%
40-49	58	10%
50-59	81	14%
60-69	85	14%
70-78	54	9%
>80	125	21%
unknown	35	6%
Total	596	

Average Age: 57.5 years

