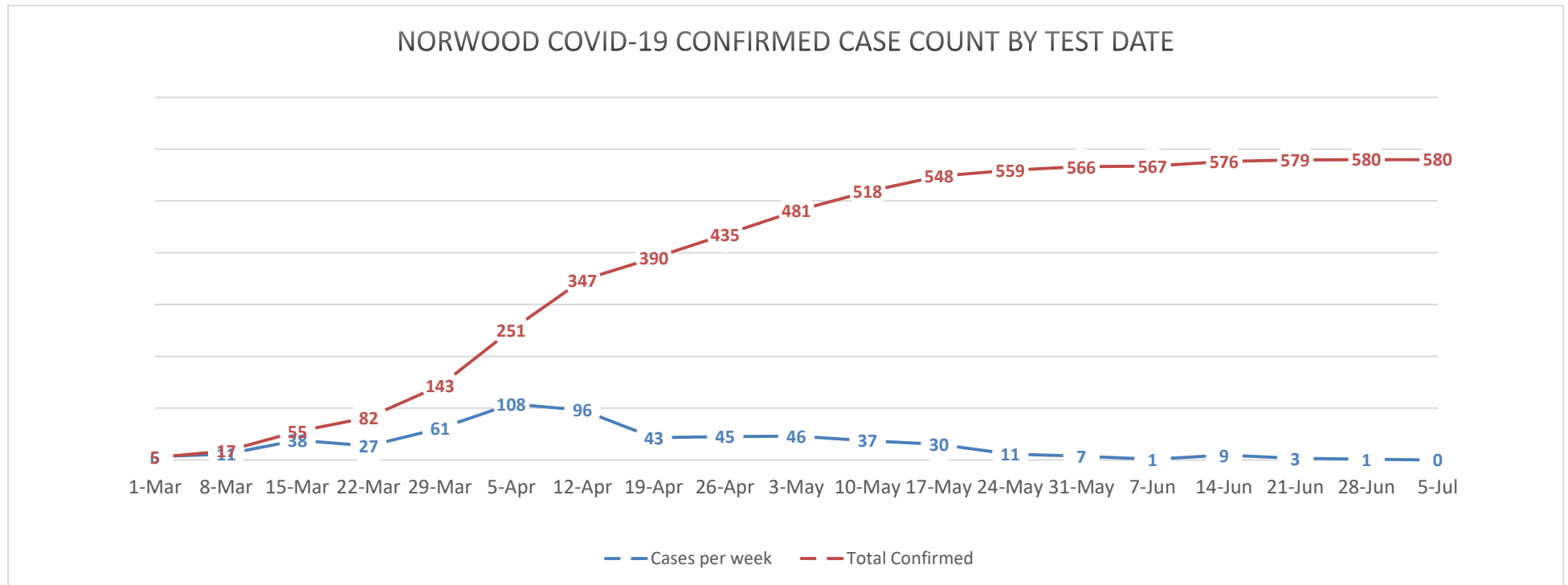


**Norwood Public Health Department
Weekly COVID-19 Data Report
July 8, 2020**

MA Department of Public Health [Weekly COVID-19 Public Health Report](#) (including city and town data)

Summary of Norwood data:

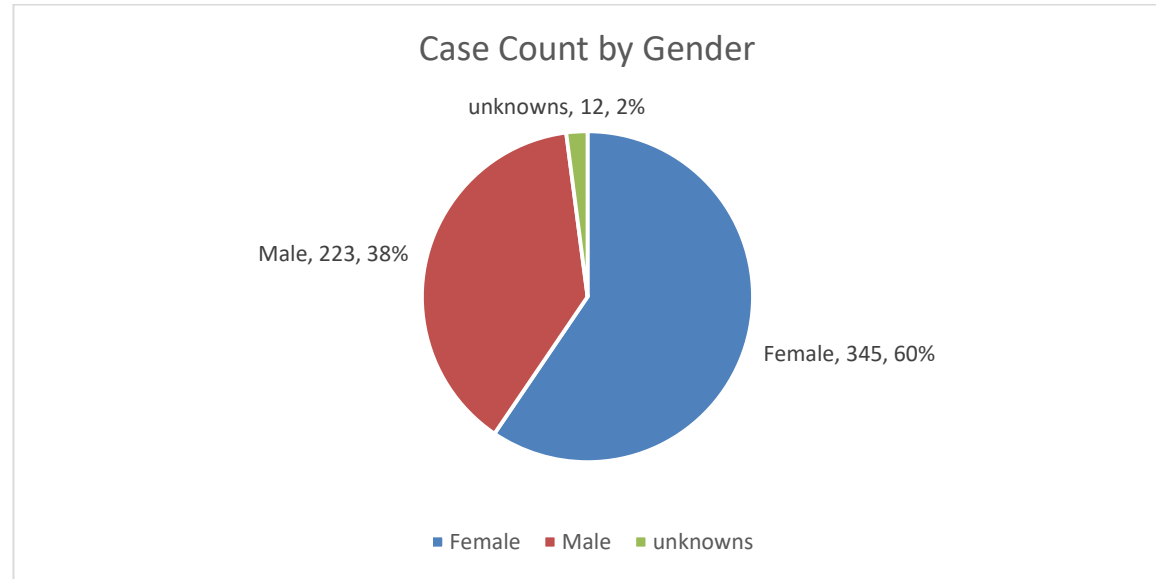
- Total Confirmed Case count: 580
- Case Rate per 100,000: 1,926.13
- Total individuals tested count: 4,296
- Test Rate per 100,000: 14266.63
- Percent Positive: 1.70% (last 14 days)



*Week of July 5th, partial week, as of July 8th

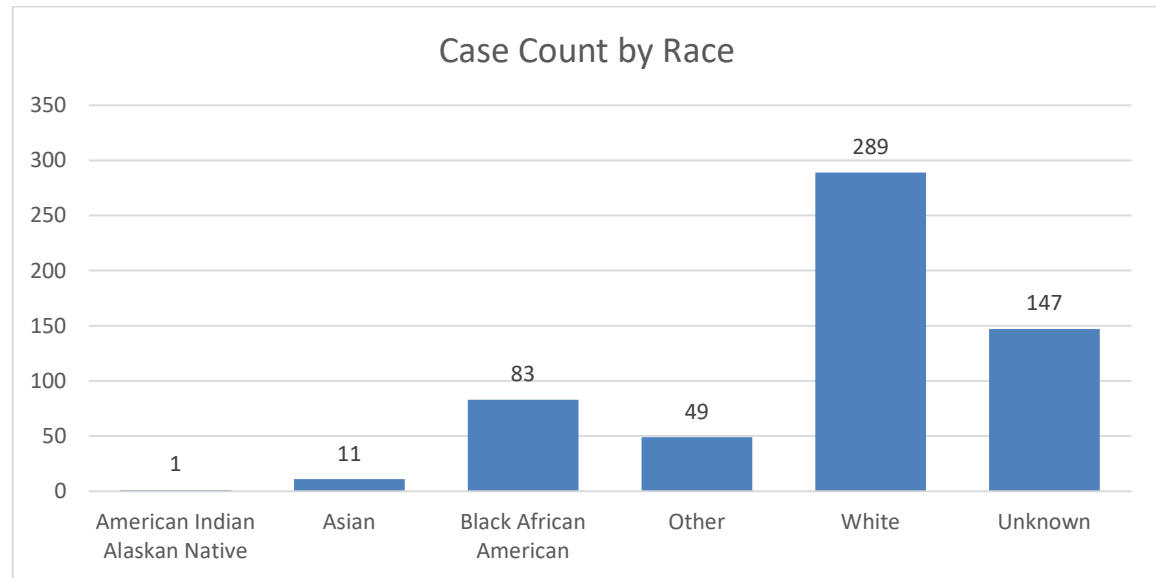
Case Count by Gender:

Gender	Case Count
Female	345
Male	223
unknowns	12
Grand Total	580



Case Count by Race:

Race	Case	Percent
American Indian Alaskan Native	1	0.2%
Asian	11	2%
Black African American	83	14%
Other	49	8%
White	289	50%
Unknown	147	25%
Grand Total	580	



Case Count by Age:

Age	Count	Percent
0-9	9	1%
10-19	10	2%
20-29	44	8%
30-39	83	14%
40-49	57	10%
50-59	78	13%
60-69	86	15%
70-79	53	9%
>80	125	22%
unknown	36	6%
Total	580	

