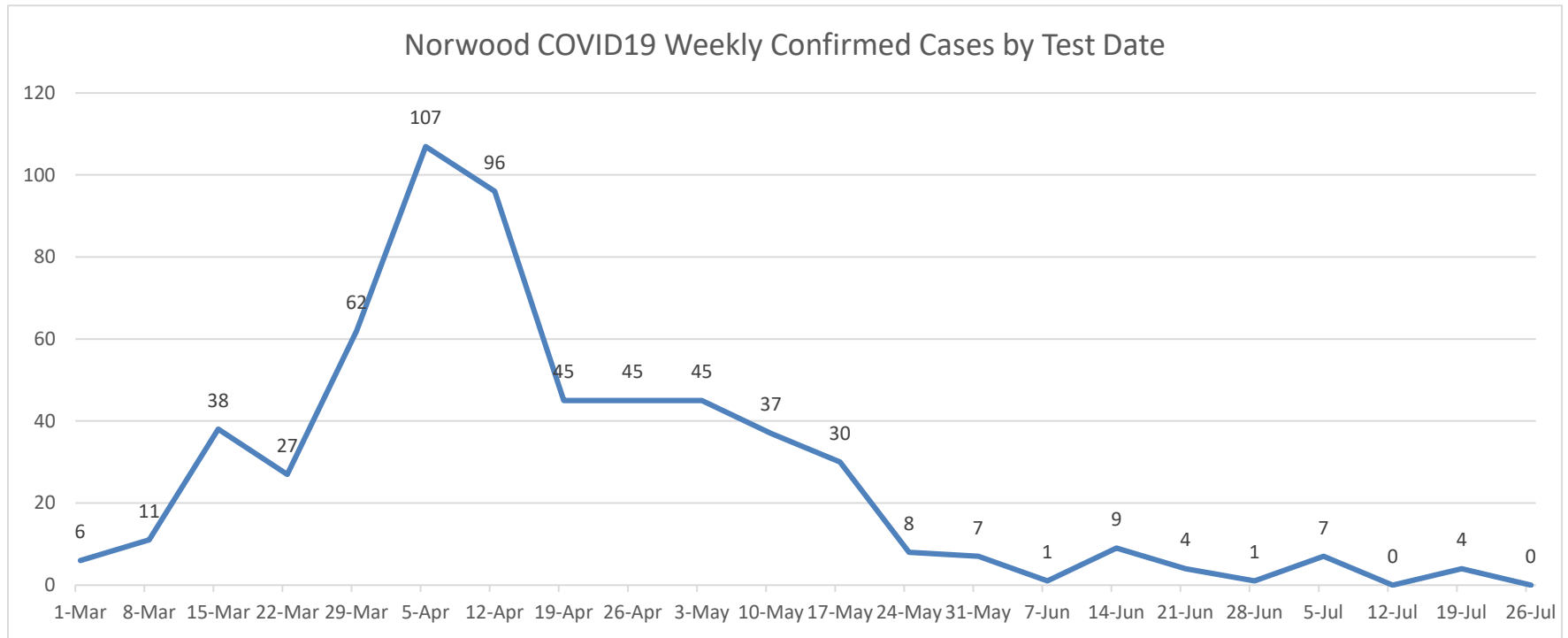


**Norwood Public Health Department
Weekly COVID-19 Data Report
July 29, 2020**

MA Department of Public Health [Weekly COVID-19 Public Health Report](#)

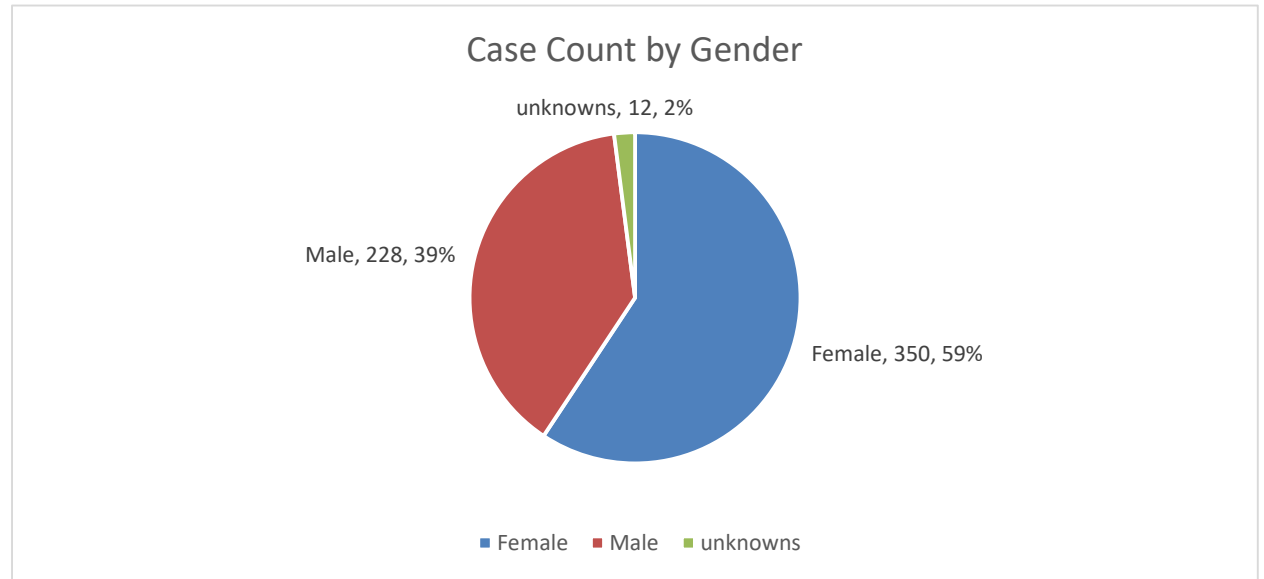
Norwood data as reported by MA Department of Public Health (July 28, 2020):

- Total Confirmed Case count: 590
- Case count in the last 14 days: 5
- Percent change over the last 14 days: Decrease
- Total tests: 6,652
- Total tests last 14 days: 642
- Total positive tests performed last 14 days: 8 (*one individual might have multiple tests*)
- Percent Positive last 14 days: 1.25%



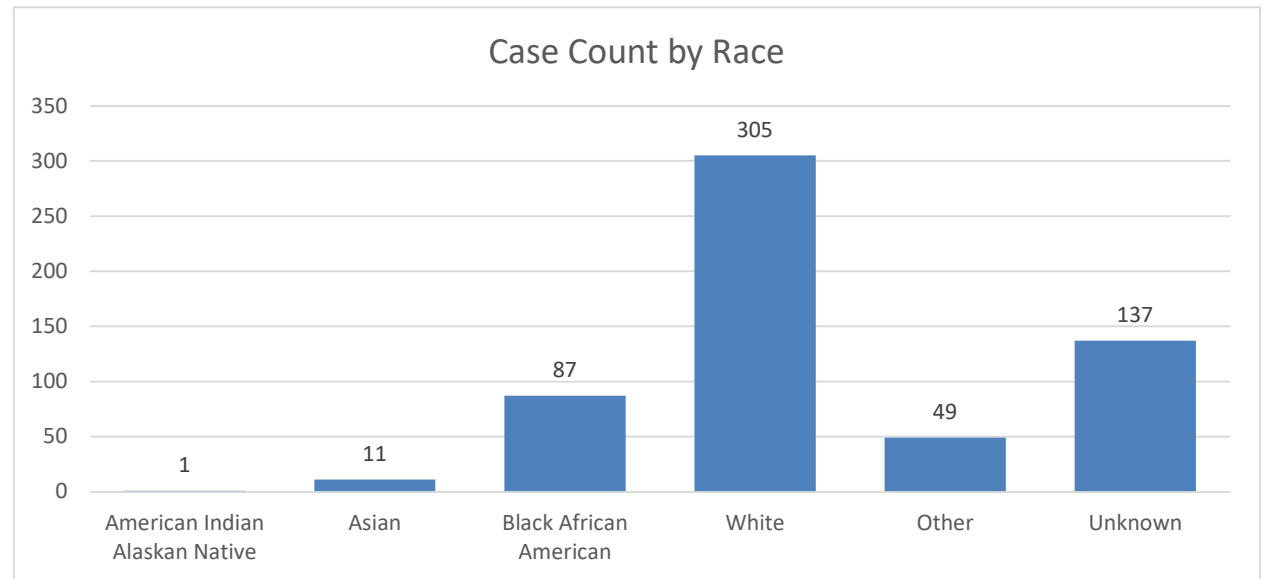
Case Count by Gender:

Gender	Case Count
Female	350
Male	228
unknowns	12
Grand Total	590



Case Count by Race:

Race	Case	Percent
American Indian Alaskan Native	1	0.2%
Asian	11	2%
Black African American	87	15%
White	305	52%
Other	49	8%
Unknown	137	23%
Grand Total	590	



Case Count by Age:

Age	Count	Percent
0-9	12	2%
10-19	11	2%
20-29	46	8%
30-39	85	14%
40-49	57	10%
50-59	81	14%
60-69	85	14%
70-78	54	9%
>80	124	21%
unknown	35	6%
Total	587	

Average Age: 57.6 years

