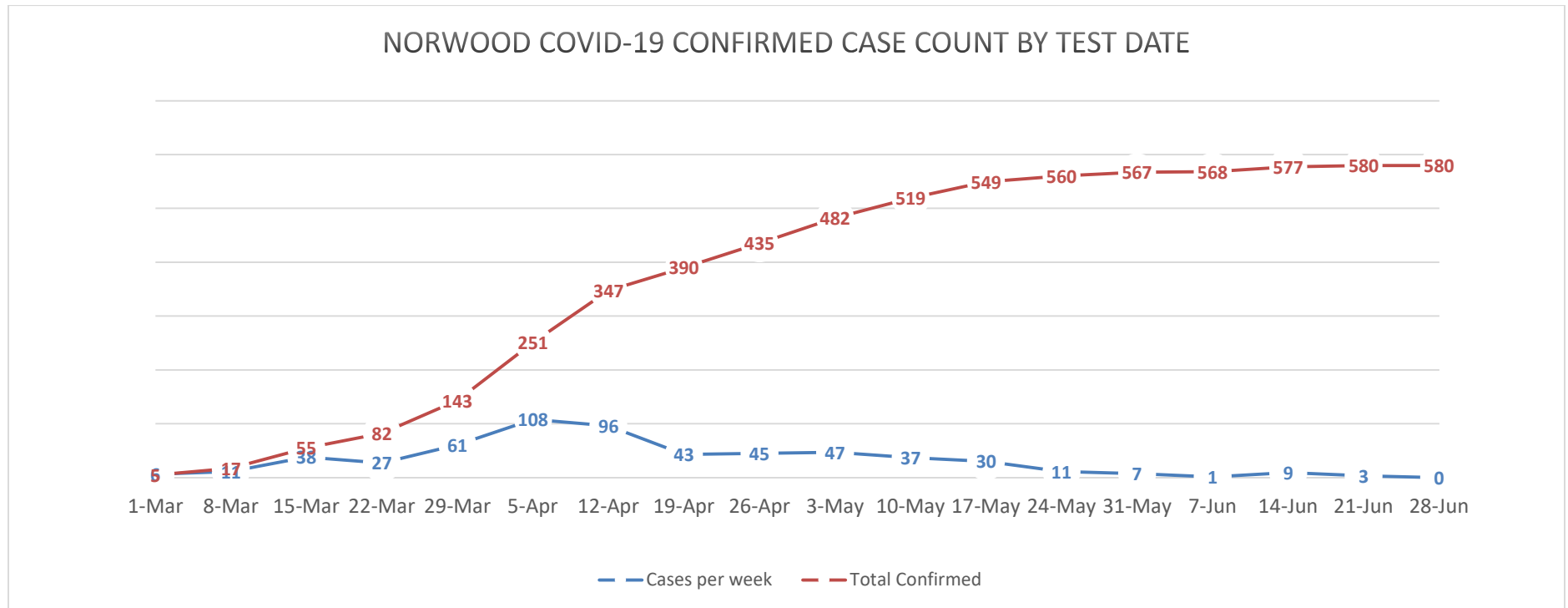


## Norwood Public Health Department Weekly COVID-19 Data Report July 1, 2020

MA Department of Public Health [Weekly COVID-19 Public Health Report](#) (including city and town data)

Summary of Norwood data:

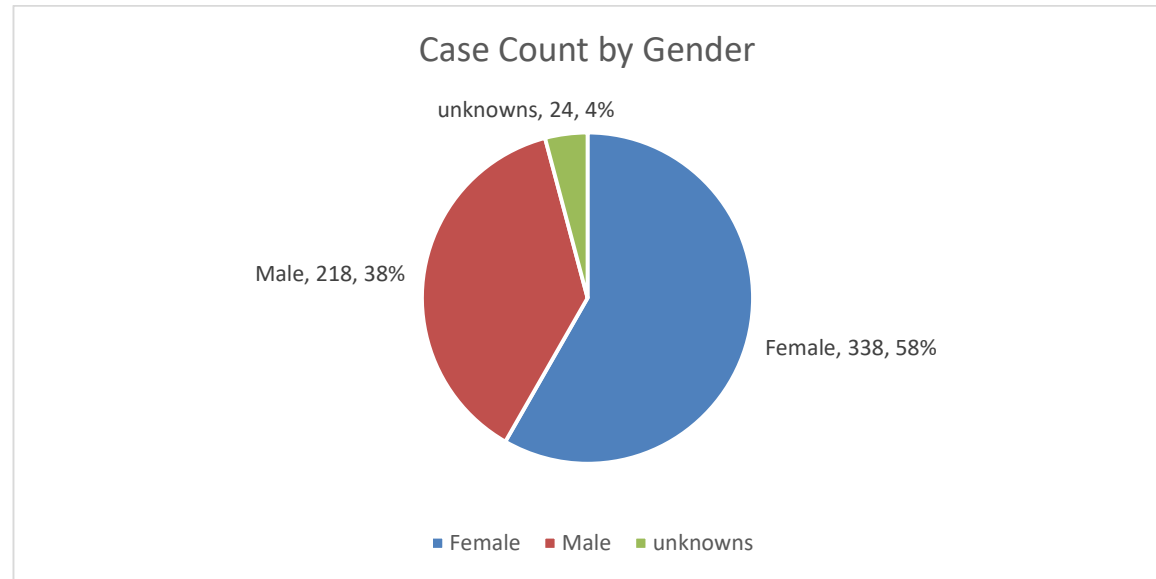
- Total Confirmed Case count: 580
- Case Rate per 100,000: 1,926.13
- Total individuals tested count: 4,077
- Test Rate per 100,000: 13,539.34
- Percent Positive: 14.23%
- Percent positive has decreased by 21% since May 27th



\*Week of June 28<sup>th</sup>, partial week, as of July 1<sup>st</sup>

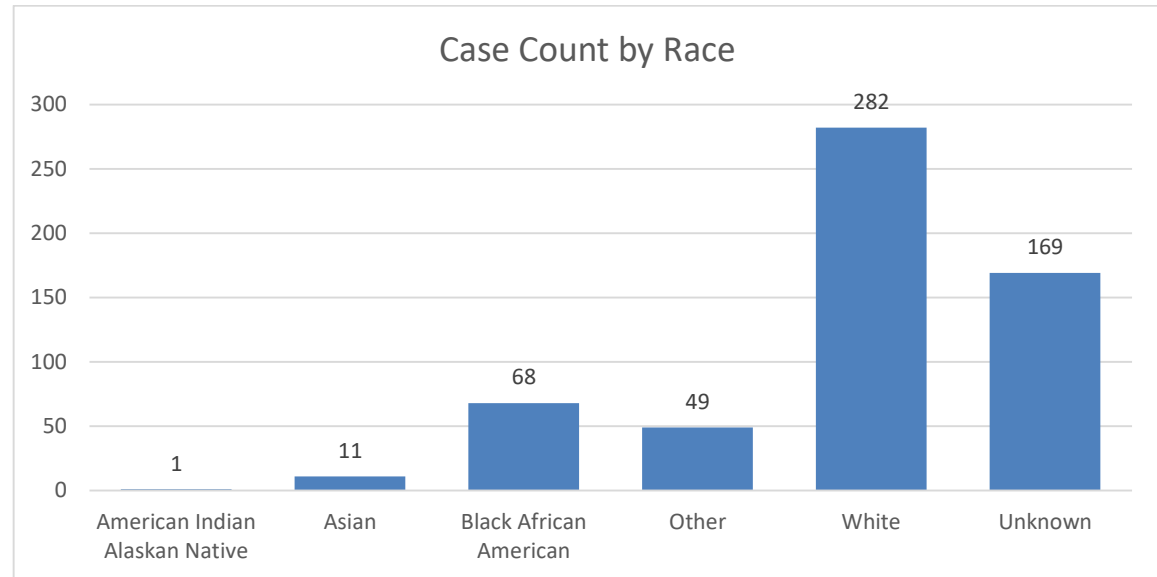
### Case Count by Gender:

Gender	Case Count
Female	338
Male	218
unknowns	24
<b>Grand Total</b>	<b>580</b>



### Case Count by Race:

Race	Case
American Indian Alaskan Native	1
Asian	11
Black African American	68
Other	49
White	282
Unknown	169
<b>Grand Total</b>	<b>580</b>



### Case Count by Age:

Age	Count	Percent
0-9	8	1%
10-19	10	2%
20-29	44	8%
30-39	83	14%
40-49	57	10%
50-59	78	13%
60-69	86	15%
70-78	53	9%
>80	121	21%
unknown	40	7%
<b>Total</b>	<b>580</b>	

