

Norwood Public Health Department
Weekly COVID-19 Data Report
June 3, 2020

MA Department of Public Health [Weekly COVID-19 Public Health Report](#) (including city and town data)

Summary of Norwood Numbers:

- Total Case count 563 (Confirmed)
- Case Rate per 100,000: 1869.7
- Total individuals tested count: 3309
- Test Rate per 100,000: 10,988.88
- Percent Positive 17.01%

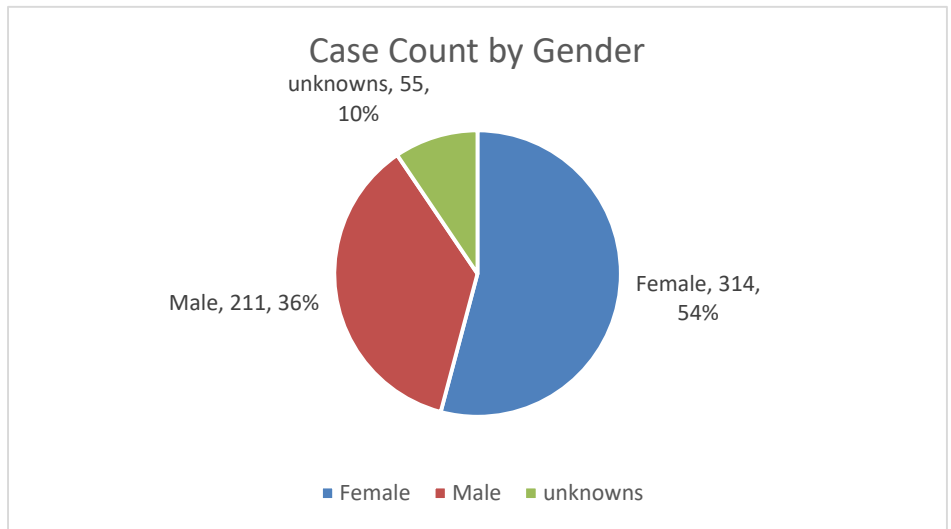
The following Data includes Confirmed and Probable Cases

Patients with a positive molecular (virus) test for COVID-19 are counted as confirmed.

Patients with a positive serology/antibody test and either COVID-like symptoms or likely exposure to COVID-19 are counted as probable cases

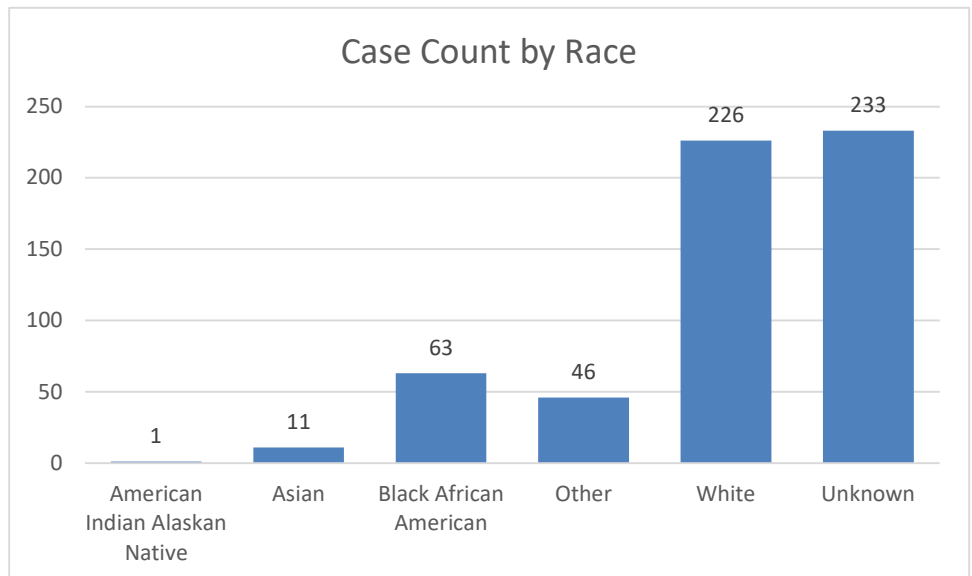
Case Count by Gender:

Gender	Case Count
Female	314
Male	211
unknowns	55
Grand Total	580



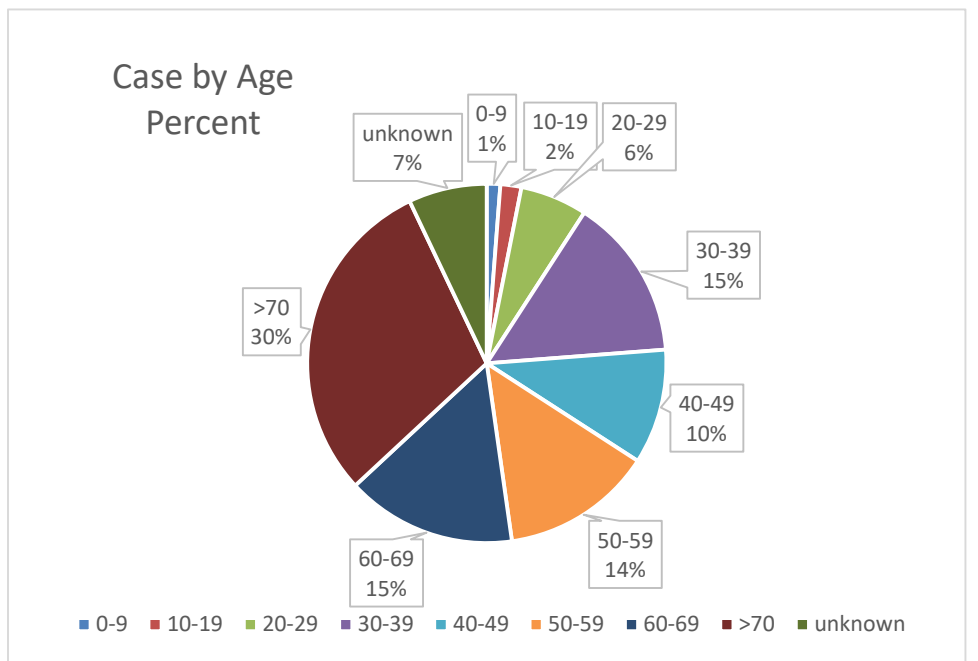
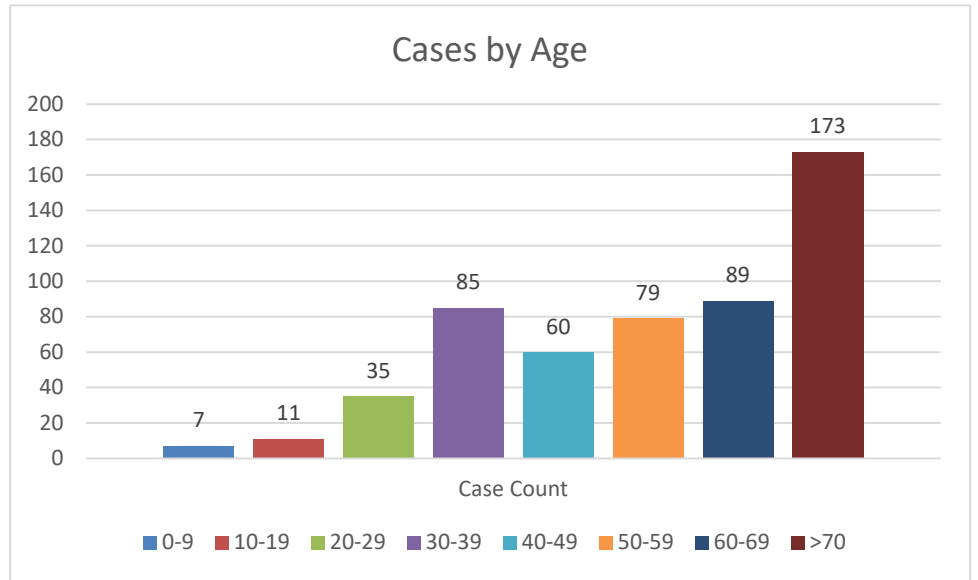
Case by Race:

Race	Case
American Indian Alaskan Native	1
Asian	11
Black African American	63
Other	46
White	226
Unknown	233
Grand Total	580



Case count by Age:

Age	Count	Percent
0-9	7	1%
10-19	11	2%
20-29	35	6%
30-39	85	15%
40-49	60	10%
50-59	79	14%
60-69	89	15%
>70	173	30%
unknown	41	7%
Grand Total	540	



NORWOOD COVID-19 **CONFIRMED** CASE COUNT

