Modoc County
Portfolio Holdings
of Cheryl Knoch, Treasurer, for the Month Ending March 31, 2024

Description	Par Value	Cost Value	YTM @ Cost	Maturity Date	% of Portfolio
CalTrust					
CalTrust - Medium Term MM	1,378,678.53	1,378,678.53	3.960	N/A	1.90
Chandler Asset Management					
AMAZON.COM 0.45 5/12/2024	70,000.00	69,897.80	0.499	5/12/2024	0.10
AMAZON.COM 0.45 5/12/2024	230,000.00	223,677.30	1.719	5/12/2024	0.32
AMERICAN HONDA FINANCE 5.125 7/7/2028	300,000.00	306,378.00	4.593	7/7/2028	0.41
AMXCA 2023-3 MBS 5.23 9/15/2028	145,000.00	144,993.52	0.000	9/15/2028	0.20
APPLE INC 3.25 2/23/2026	350,000.00	342,713.00	4.047	2/23/2026	0.48
BANK OF AMERICA CORP 5.08 1/20/2027-26	300,000.00	295,572.00	5.508	1/20/2027	0.41
BANK OF MONTREAL5.92 9/25/2025	320,000.00	319,958.40	5.927	9/25/2025	0.44
Bank of New York MellonCash	19,221.98	19,221.98	0.000	N/A	0.03
BANK OF NY MELLON CORP 3.85 4/28/2028	290,000.00	274,946.10	5.174	4/28/2028	0.40
BMW VEH LEASE TR MBS 5.16 11/25/2025	15,000.00	14,999.64	5.217	11/25/2025	0.02
CATERPILLAR FINL SERVICE3.6 8/12/2027	300,000.00	286,845.00	4.908	8/12/2027	0.41
CHEVRON USA 0.687 8/12/2025	325,000.00	319,959.25	1.108	8/12/2025	0.45
CHUBB INA HOLDINGS INC 3.15 3/15/2025	325,000.00	351,266.50	1.061	3/15/2025	0.45
CISCO SYSTEMS INC.4.8 2/26/2027	270,000.00	269,775.90	4.830	2/26/2027	0.37
COMCAST CORP3.95 10/15/2025	250,000.00	245,902.50	5.063	10/15/2025	0.34
DUKE ENERGY FLORIDA LLC3.2 1/15/2027	250,000.00	240,932.50	4.523	1/15/2027	0.34
FHLB 4.625 6/6/2025	250,000.00	249,777.50	4.673	6/6/2025	0.34
FHLB 5.375 9/9/2024	200,000.00	200,144.00	5.305	9/9/2024	0.28
FHLMC 0.375 9/23/2025	100,000.00	99,364.00	0.508	9/23/2025	0.14
FHMS K069 A2 MBS 3.187 9/25/2027	200,000.00	190,476.56	4.427	9/25/2027	0.28
FHMS K073 MBS 3.35 1/25/2028	200,000.00	192,218.75	4.274	1/25/2028	0.28
FHMS K079MBS 3.926 6/25/2028	200,000.00	193,554.69	4.643	6/25/2028	0.28
Fidelity MM	798,843.29	798,843.29	5.220	N/A	1.10
FNMA 0.5 11/7/2025	200,000.00	199,794.00	0.521	11/7/2025	0.28
FNMA 0.5 11/7/2025	310,000.00	310,868.00	0.442	11/7/2025	0.43
HAROT 2021-1 MBS 0.27 4/21/2025	1,631.26	1,631.23	0.271	4/21/2025	0.00
HAROT 2021-4 MBS 0.88 1/21/2026	18,863.98	18,860.00	0.889	1/21/2026	0.03
HAROT 2021-4 MBS 0.88 1/21/2026	116,973.13	115,657.18	1.450	1/21/2026	0.16
HOME DEPOT INC 4.95 9/30/2026	250,000.00	252,595.00	4.527	9/30/2026	0.34
HONEYWELL INTERNATIONAL 2.5 11/1/2026	300,000.00	279,660.00	4.429	11/1/2026	0.41
INTER-AMERICAN DEVEL BK 0.5 9/23/2024	145,000.00	144,892.70	0.525	9/23/2024	0.20
JDOT 2021-AMBS 0.36 9/15/2025	5,427.07	5,426.03	0.368	9/15/2025	0.01
JDOT 2023-C A3 MBS 5.48 5/15/2028	135,000.00	134,990.73	5.546	5/15/2028	0.19
JOHN DEERE CAPITAL CORP 4.15 9/15/2027	300,000.00	296,541.00	4.421	9/15/2027	0.41
JOHN DEERE OWNER TR MBS 3.74 2/16/2027	45,000.00	44,995.70	3.773	2/16/2027	0.06
JP MORGAN CHASE BANK 5.11 12/8/2026	250,000.00	250,782.50	4.981	12/8/2026	0.34
MASTERCARD INC 4.875 3/9/2028	300,000.00	310,650.00	4.069	3/9/2028	0.41
MERCK & CO INC 4.05 5/17/2028	35,000.00	34,971.65	4.068	5/17/2028	0.05
MERCK & CO INC 4.05 5/17/2028	275,000.00	271,188.50	4.367	5/17/2028	0.38
MICROSOFT CORP2.4 8/8/2026	185,000.00	175,633.45	4.689	8/8/2026	0.25
MORGAN STANLEY 4.679 7/17/2026-25	60,000.00	60,000.00	4.679	7/17/2026	0.08
MORGAN STANLEY 4.679 7/17/2026-25	225,000.00	225,261.00	4.647	7/17/2026	0.31
NATIONAL RURAL UTIL COOP 4.45 3/13/2026	300,000.00	301,023.00	4.321	3/13/2026	0.41
NORTHERN TRUST CORP 4 5/10/2027	300,000.00	296,337.00	4.329	5/10/2027	0.41
PACCAR FINANCIAL CORP 0.5 8/9/2024	45,000.00	44,975.70	0.518	8/9/2024	0.06
PACCAR FINANCIAL CORP 0.9 11/8/2024	300,000.00	300,267.00	0.870	11/8/2024	0.41
PEPSICO INC. 2.75 4/30/2025	300,000.00	287,913.00	4.572	4/30/2025	0.41
PNC BANK3.25 6/1/2025	265,000.00	258,004.00	5.449	6/1/2025	0.36
PROLOGIS LP 4.875 6/15/2028	40,000.00	39,755.60	5.016	6/15/2028	0.06
PROLOGIS LP 4.875 6/15/2028	30,000.00	29,868.90	4.976	6/15/2028	0.04
PROLOGIS LP 4.875 6/15/2028	30,000.00	29,847.90	4.992	6/15/2028	0.04
PROLOGIS LP 4.875 6/15/2028	250,000.00	252,182.50	4.651	6/15/2028	0.34
PUBLIC SERVICE ELECTRIC3.65 9/1/2028	300,000.00	280,803.00	5.123	9/1/2028	0.41
ROYAL BANK OF CANADA 2.25 11/1/2024	375,000.00	398,576.25	0.693	11/1/2024	0.52
SALESFORCE 0.625 7/15/2024	20,000.00	19,989.80	0.642	7/15/2024	0.03
SALESFORCE 0.625 7/15/2024	280,000.00	272,644.40	1.760	7/15/2024	0.39
STATE STREET CORP 1.746 2/6/2026	35,000.00	35,000.00	1.746	2/6/2026	0.05
STATE STREET CORP 1.746 2/6/2026	275,000.00	272,046.50	2.030	2/6/2026	0.38
TAOT 2021-A MBS 0.26 5/15/2025	5,991.75	5,990.64	0.269	5/15/2025	0.01
TARGET CORP 1.95 1/15/2027	300,000.00	299,931.00	1.955	1/15/2027	0.41
TORONTO-COMINION BANK 0.75 9/11/2025	300,000.00	275,424.00	3.324	9/11/2025	0.41
TOYOTA MOTOR CR CORP 4.8 1/10/2025	350,000.00	349,758.50	4.837	1/10/2025	0.48
TRUIST FINANCIAL CORP 2.5 8/1/2024	300,000.00	317,568.00	0.609	8/1/2024	0.41
UNITEDHEALTH GROUP INC 0.55 5/15/2024	300,000.00	299,547.00	0.603	5/15/2024	0.41

Description	Par Value	Cost Value	YTM @ Cost	Maturity Date	% of Portfolio
VISA INC 3.15 12/14/2025	300,000.00	289,233.00	4.450	12/14/2025	0.41
WALMART INC 1.05 9/17/2026	25,000.00	24,952.75	1.089	9/17/2026	0.03
WALMART INC 3.95 9/9/2027	350,000.00	350,994.00	3.878	9/9/2027	0.48
Sub Total / Average Chandler Asset Management	14,241,952.46	14,118,450.29	3.595		19.59
Local Agency Investment Securities					
CAMP LGIP	8,898,470.71	8,898,470.71	5.480	N/A	12.24
LAIF LGIP	635,804.43	635,804.43	4.232	N/A	0.87
Modoc County Managed Funds					
A+ FEDERAL CU 4.55 4/28/2028	248,000.00	248,000.00	4.550	4/28/2028	0.34
AFFINITY PLUS CU 5.05 3/20/2026	248,000.00	248,000.00	5.050	3/20/2026	0.34
ALASKA USA CU 4.6 3/8/2028	248,000.00	248,000.00	4.600	3/8/2028	0.34
ALLIANT CREDIT UNION 5.1 12/30/2025	248,000.00	248,000.00	5.100	12/30/2025	0.34
ALLY BANK 3.2 5/19/2026-22	248,000.00	248,000.00	3.200	5/19/2026	0.34
AMERICAN EXPRESS NATL BK 1.55 3/31/2025	62,000.00	64,038.44	0.611	3/31/2025	0.09
AUSTIN TELCO FED CU 5.05 11/27/2026	248,000.00	248,000.00	5.050	11/27/2026	0.34
BANK FIVE NINE 4.3 11/19/2027	248,000.00	248,000.00	4.300	11/19/2027	0.34
BANK HAPOALIM B M NEW YORK 0.5 12/15/2025	248,000.00	248,000.00	0.500	12/15/2025	0.34
BANKUNITED NA 0.55 1/22/2026-21	248,000.00	248,000.00	0.550	1/22/2026	0.34
BAXTER FED CU 5 11/23/2026	248,000.00	248,000.00	5.000	11/23/2026	0.34
BEAL BANK 2.05 3/3/2027	248,000.00	248,000.00	2.050	3/3/2027	0.34
Beal Bank USA 1.9 2/17/2027	248,000.00	248,000.00	1.900	2/17/2027	0.34
BMO HARRIS BANK NA 0.5 2/27/2025-21	60,000.00	60,000.00	0.500	2/27/2025	0.08
BMO HARRIS BANK NA 0.5 3/28/2025-20	190,000.00	190,000.00	0.500	3/28/2025	0.26
CAPITAL ONE BANK USA 1.25 12/8/2026	248,000.00	248,000.00	1.250	12/8/2026	0.34
CAPITAL ONE NA 1.1 11/17/2026	248,000.00	248,000.00	1.100	11/17/2026	0.34
CARTER FEDERAL CREDIT UNION (#9164) 5.1 10/18/20	248,000.00	248,000.00	5.100	10/18/2027	0.34
Chartway FCU 5 9/8/2027	248,000.00	248,000.00	5.000	9/8/2027	0.34
CHIEF FIN FED CU 4.7 10/12/2027-23	248,000.00	248,000.00	4.700	10/12/2027	0.34
CITY FEDERAL CREDIT UNION (#5665) 3.95 1/12/2029	248,000.00	248,000.00	3.950	1/12/2029	0.34
CITY NATL BK LOS ANGELES 5 3/31/2028	248,000.00	248,000.00	5.000	3/31/2028	0.34
CONNEXUS CREDIT UNION 1.15 12/23/2025	248,000.00	248,000.00	1.150	12/23/2025	0.34
CROSS RIVER BANK 4.6 6/30/2027	248,000.00	248,000.00	4.600	6/30/2027	0.34
CUSTOMERS BANK 4.5 6/14/2028	248,000.00	248,000.00	4.500	6/14/2028	0.34
DIRECT FEDERAL CREDIT UNION (#9071) 5.7 5/20/202	248,000.00	248,000.00	5.700	5/20/2025	0.34
DISCOVER BANK 3.2 5/19/2027	248,000.00	248,000.00	3.200	5/19/2027	0.34
DORT FINANCIAL CU 4.6 6/28/2028	248,000.00	248,000.00	4.600	6/28/2028	0.34
EAGLEMARK SAVINGS BANK 2 3/2/2027	248,000.00	248,000.00	2.000	3/2/2027	0.34
EMPOWER FEDERAL CREDIT UNION (#3025) 5.1 10/23	248,000.00	248,000.00	5.100	10/23/2028	0.34
ENERBANK USA 0.65 7/10/2025	65,000.00	65,000.00	0.650	7/10/2025	0.09
ENERBANK USA 1.8 1/29/2025	138,000.00	138,000.00	1.800	1/29/2025	0.19
FAMC 4.3 12/12/2028	250,000.00	249,132.50	4.379	12/12/2028	0.34
FAMC 4.875 4/1/2027	300,000.00	299,549.40	4.922	4/1/2027	0.41
FAMCA 0.6 11/20/2025-21	250,000.00	250,000.00	0.600	11/20/2025	0.34
FAMCA 5.1 4/24/2028-24	300,000.00	300,000.00	5.100	4/24/2028	0.41
FAMCA 5.45 6/12/2028-24	350,000.00	350,000.00	5.450	6/12/2028	0.48
FED FARM CR BKS 0.43 3/3/2025	250,000.00	248,770.00	0.555	3/3/2025	0.34
FED NATL MORTGAGE ASSN 0.375 8/25/2025	250,000.00	246,096.25	0.731	8/25/2025	0.34
FFCB 0.34 4/22/2024-22	250,000.00	242,657.50	1.708	4/22/2024	0.34
FFCB 0.375 1/15/2025	250,000.00	248,907.50	0.508	1/15/2025	0.34
FFCB 0.54 11/3/2025-22	250,000.00	249,142.50	0.610	11/3/2025	0.34
FFCB 0.59 2/17/2026-21	250,000.00	249,170.00	0.658	2/17/2026	0.34
FFCB 1.54 11/30/2026-22	300,000.00	300,000.00	1.540	11/30/2026	0.41
FFCB 1.78 1/26/2027-23	500,000.00	500,000.00	1.780	1/26/2027	0.69
FFCB 2.03 1/21/2028	250,000.00	230,868.75	4.149	1/21/2028	0.34
FFCB 2.86 4/24/2028	280,000.00	263,128.32	4.384	4/24/2028	0.39
FFCB 2.875 1/18/2028	250,000.00	237,170.00	4.311	1/18/2028	0.34
FFCB 3.5 9/15/2028	200,000.00	196,880.00	3.864	9/15/2028	0.28
FFCB 3.875 1/19/2027	250,000.00	248,357.50	4.110	1/19/2027	0.34
FFCB 4.125 2/13/2029	300,000.00	297,705.60	4.297	2/13/2029	0.41
FFCB 4.25 2/28/2029	300,000.00	302,088.30	4.093	2/28/2029	0.41
FFCB 4.5 11/23/2027	300,000.00	299,668.20	4.530	11/23/2027	0.41
FHLB 0.5 10/9/2024-22	500,000.00	500,000.00	0.500	10/9/2024	0.69
FHLB 0.58 11/24/2025-21	250,000.00	250,000.00	0.580	11/24/2025	0.34
FHLB 0.6 1/28/2026-21	250,000.00	250,000.00	0.600	1/28/2026	0.34
FHLB 0.65 2/26/2026-21	500,000.00	500,000.00	0.650	2/26/2026	0.69
FHLB 1 6/26/2026-21	250,000.00	249,912.50	1.007	6/26/2026	0.34
FHLB 1.05 6/30/2026-21	250,000.00	250,000.00	1.050	6/30/2026	0.34
FHLB 1.08 9/15/2026-21	250,000.00	249,312.50	1.137	9/15/2026	0.34
FHLB 1.5 11/25/2026-22	300,000.00	300,000.00	1.500	11/25/2026	0.41
FHLB 1.6 1/19/2027-22	500,000.00	500,000.00	1.600	1/19/2027	0.69
FHLB 2 9/29/2025	400,000.00	378,623.60	5.030	9/29/2025	0.55

Description	Par Value	Cost Value	YTM @ Cost	Maturity Date	% of Portfolio
FHLB 2.42 4/19/2024-22	500,000.00	500,000.00	2.420	4/19/2024	0.69
FHLB 2.75 6/28/2024	250,000.00	246,642.50	3.439	6/28/2024	0.34
FHLB 3.4 4/29/2027-22	300,000.00	300,000.00	3.400	4/29/2027	0.41
FHLB 4.5 7/26/2027-23	300,000.00	297,732.00	4.699	7/26/2027	0.41
FHLB 4.75 12/8/2028	300,000.00	305,502.60	4.320	12/8/2028	0.41
FHLB 5 2/27/2029-26	300,000.00	300,000.00	5.000	2/27/2029	0.41
FHLB 5 4/12/2027-24	300,000.00	300,000.00	5.000	4/12/2027	0.41
FHLB 5.05 1/22/2029-25	250,000.00	250,000.00	5.050	1/22/2029	0.34
FHLB 5.75 7/26/2028-24	300,000.00	300,000.00	5.750	7/26/2028	0.41
FHLMC 0.375 9/30/2024-22	250,000.00	234,997.50	2.952	9/30/2024	0.34
FHLMC 0.625 9/8/2025-21	500,000.00	500,000.00	0.625	9/8/2025	0.69
FHLMC 2.2 9/27/2024-22	300,000.00	300,150.00	2.179	9/27/2024	0.41
FHLMC 4.2 7/12/2027-23	294,000.00	294,000.00	4.200	7/12/2027	0.40
FHLMC 5 2/24/2028-23	300,000.00	300,000.00	5.000	2/24/2028	0.41
FHLMC 5.2 4/17/2028-24	500,000.00	500,000.00	5.200	4/17/2028	0.69
FHLMC 5.5 7/26/2028-24	300,000.00	300,000.00	5.500	7/26/2028	0.41
FHLMC 5.6 9/14/2027-23	350,000.00	350,000.00	5.600	9/14/2027	0.48
FINANCIAL PLUS CREDIT UNION (#68646) 4.05 1/17/20	248,000.00	248,000.00	4.050	1/17/2029	0.34
FIRST HORIZON BANK 5.15 12/2/2024	248,000.00	248,000.00	5.150	12/2/2024	0.34
First Natl Bank of America 0.5 1/28/2026-22	248,000.00	248,000.00	0.500	1/28/2026	0.34
FIRST TECHNOLOGY FCU 5.35 4/12/2024	248,000.00	248,000.00	5.350	4/12/2024	0.34
FLAGSTAR BANK 0.9 5/1/2025	248,000.00	248,000.00	0.900	5/1/2025	0.34
FNMA 0.5 11/7/2025	250,000.00	246,777.25	0.782	11/7/2025	0.34
FNMA 0.5 6/17/2025	300,000.00	292,365.00	1.261	6/17/2025	0.41
FNMA 0.56 10/22/2025-21	250,000.00	249,937.50	0.565	10/22/2025	0.34
Freedom Northwest Credit Union (#65722)5.35 9/18	248,000.00	248,000.00	5.350	9/18/2026	0.34
FRONTIER BANK MADISON 4.55 7/14/2027	248,000.00	248,000.00	4.550	7/14/2027	0.34
GENERATIONS BANK 2.95 5/6/2025-22	248,000.00	248,000.00	2.950	5/6/2025	0.34
GENESEE REGIONAL BANK (#26333) 4.1 12/27/2027	200,000.00	200,000.00	4.100	12/27/2027	0.28
GREENSTATE CREDIT UNION 0.9 6/16/2026	248,000.00	248,000.00	0.900	6/16/2026	0.34
HARDIN COUNTY SAVINGS BANK (#5817) 4.75 10/6/20	199,000.00	197,961.42	4.891	10/6/2027	0.27
JP MORGAN CHASE BANK NA 0.8 9/9/2026-21	248,000.00	247,355.20	0.853	9/9/2026	0.34
LAFAYETTE FED CR UN 3.25 5/25/2027	248,000.00	248,000.00	3.250	5/25/2027	0.34
LATINO COMM CU 4.9 6/29/2026	248,000.00	248,000.00	4.900	6/29/2026	0.34
LIBERTY FIRST CR UN 4.5 2/3/2026	248,000.00	248,000.00	4.500	2/3/2026	0.34
LIVE OAK BANKING 0.8 8/13/2026	248,000.00	248,000.00	0.800	8/13/2026	0.34
LUANA SAVINGS BANK 0.45 2/19/2026	248,000.00	248,000.00	0.450	2/19/2026	0.34
MEDALLION BANK 0.85 7/30/2026	248,000.00	248,000.00	0.850	7/30/2026	0.34
Memorial Credit Union4.95 3/16/2026	248,000.00	248,000.00	4.950	3/16/2026	0.34
MERRICK BANK 0.5 6/30/2025	248,000.00	248,062.00	0.494	6/30/2025	0.34
MID-FLORIDA CU 5.5 7/26/2028-25	248,000.00	248,000.00	5.500	7/26/2028	0.34
NELNET BANK INC 1.5 2/2/2027	248,000.00	248,000.00	1.500	2/2/2027	0.34
NEW YORK COMMUNITY BK 0.4 7/1/2024	248,000.00	248,000.00	0.400	7/1/2024	0.34
NUMERICA CREDIT UN 4.7 5/30/2028	248,000.00	248,000.00	4.700	5/30/2028	0.34
OPTUM BANK INC. (#57408) 4.45 12/22/2028	248,000.00	248,000.00	4.450	12/22/2028	0.34
OREGON COMMUNITY (#65856) 5 1/10/2025	248,000.00	248,000.00	5.000	1/10/2025	0.34
PACIFIC WESTERN BANK 5.65 4/5/2028-24	248,000.00	248,000.00	5.650	4/5/2028	0.34
Pentagon Fed Credit Union 0.9 9/29/2026	248,000.00	248,000.00	0.900	9/29/2026	0.34
PEOPLES SECURITY B&TC 5.45 3/30/2028-23	248,000.00	248,000.00	5.450	3/30/2028	0.34
POINT WEST CU 5 4/13/2026	248,000.00	248,000.00	5.000	4/13/2026	0.34
RAYMOND JAMES BANK NA 1.85 12/30/2024	248,000.00	248,000.00	1.850	12/30/2024	0.34
Rockland Credit Union (#24224) 4.35 12/29/2028	248,000.00	248,000.00	4.350	12/29/2028	0.34
ROGUE CD 5.1 1/20/2028-23	248,000.00	248,000.00	5.100	1/20/2028	0.34
SALLE MAE BANK 0.85 6/17/2025	248,000.00	248,000.00	0.850	6/17/2025	0.34
SAN FRANCISCO CR UN 4.35 2/3/2028	248,000.00	248,000.00	4.350	2/3/2028	0.34
SPOKANE TEACHERS CU 5 11/24/2025	248,000.00	248,000.00	5.000	11/24/2025	0.34
STATE BANK OF INDIA NY 1.35 12/30/2026	248,000.00	248,000.00	1.350	12/30/2026	0.34
SYNCHRONY BANK 0.9 8/20/2026	248,000.00	248,000.00	0.900	8/20/2026	0.34
TECHNOLOGY FCU 5 4/28/2025	248,000.00	248,000.00	5.000	4/28/2025	0.34
TEXAS EXCHANGE BANK 1 5/30/2025-20	248,000.00	248,000.00	1.000	5/30/2025	0.34
TIAA FSB 0.85 5/11/2026-22	248,000.00	248,000.00	0.850	5/11/2026	0.34
T-Note 0.25 6/15/2024	250,000.00	248,570.77	0.443	6/15/2024	0.34
T-Note 0.25 7/31/2025	250,000.00	244,970.70	0.722	7/31/2025	0.34
T-Note 0.25 8/31/2025	300,000.00	294,534.38	0.720	8/31/2025	0.41
T-Note 0.375 9/15/2024	200,000.00	198,653.12	0.609	9/15/2024	0.28
T-Note 0.5 3/31/2025	250,000.00	249,488.28	0.559	3/31/2025	0.34
T-Note 0.625 7/31/2026	500,000.00	482,101.56	1.441	7/31/2026	0.69
T-Note 0.75 4/30/2026	250,000.00	248,535.16	0.870	4/30/2026	0.34
T-Note 0.75 4/30/2026	250,000.00	249,390.62	0.800	4/30/2026	0.34
T-Note 0.875 9/30/2026	200,000.00	198,012.50	1.082	9/30/2026	0.28
T-Note 1.125 10/31/2026	250,000.00	249,091.80	1.193	10/31/2026	0.34

Description	Par Value	Cost Value	YTM @ Cost	Maturity Date	% of Portfolio
T-Note 1.125 10/31/2026	300,000.00	298,378.12	1.228	10/31/2026	0.41
T-Note 1.125 10/31/2026	300,000.00	297,440.62	1.288	10/31/2026	0.41
T-Note 1.25 11/30/2026	300,000.00	300,360.22	1.225	11/30/2026	0.41
T-Note 1.25 12/31/2026	500,000.00	497,324.22	1.351	12/31/2026	0.69
T-Note 1.5 1/31/2027	300,000.00	296,081.25	1.775	1/31/2027	0.41
T-Note 1.5 9/30/2024	250,000.00	259,058.60	0.465	9/30/2024	0.34
T-Note 1.5 9/30/2024	250,000.00	249,468.75	1.583	9/30/2024	0.34
T-Note 1.625 10/31/2026	400,000.00	411,712.50	1.029	10/31/2026	0.55
T-Note 1.75 12/31/2024	250,000.00	260,347.66	0.562	12/31/2024	0.34
T-Note 2.125 4/1/2024	300,000.00	306,815.62	1.075	4/1/2024	0.41
T-Note 2.75 7/31/2027	300,000.00	285,436.22	4.296	7/31/2027	0.41
T-Note 2.75 8/31/2025	250,000.00	248,785.16	2.903	8/31/2025	0.34
T-Note 3.125 11/15/2028	350,000.00	336,755.02	3.989	11/15/2028	0.48
T-Note 4.25 1/31/2026	300,000.00	298,717.97	4.486	1/31/2026	0.41
TOYOTA FIN SVG 0.95 7/15/2026	248,000.00	248,434.00	0.914	7/15/2026	0.34
TTCU FED CU 5 7/26/2028	248,000.00	248,000.00	5.000	7/26/2028	0.34
TUCSON FEDERAL CREDIT UNION (#2157) 5 9/8/2028	248,000.00	248,000.00	5.000	9/8/2028	0.34
TVA 3.875 3/15/2028	300,000.00	292,358.10	4.530	3/15/2028	0.41
TVA BD 25 0.75 5/15/2025	250,000.00	251,392.50	0.611	5/15/2025	0.34
TVA BD 25 0.75 5/15/2025	250,000.00	241,362.00	1.847	5/15/2025	0.34
UBS BANK USA 0.9 7/21/2026	248,000.00	248,000.00	0.900	7/21/2026	0.34
UMASSFIVE COLLEGE (#18181) 5 12/8/2027	248,000.00	248,000.00	5.000	12/8/2027	0.34
UNITED TELETECH FCU (#18195) 5.1 10/20/2027	248,000.00	248,000.00	5.100	10/20/2027	0.34
UNIVEST BANK & TRUST 4.55 6/21/2027	248,000.00	248,000.00	4.550	6/21/2027	0.34
USALLIANCE CU 4.75 12/30/2027	248,000.00	248,000.00	4.750	12/30/2027	0.34
UTAH FIRST FED CU 5 7/21/2028	248,000.00	248,000.00	5.000	7/21/2028	0.34
VYSTAR CREDIT UNION 4.45 10/7/2027	248,000.00	248,000.00	4.450	10/7/2027	0.34
WEBBANK 1 12/30/2024-22	248,000.00	248,000.00	1.000	12/30/2024	0.34
WELLS FARGO BANK NA 2.65 5/24/2024	248,000.00	248,000.00	2.650	5/24/2024	0.34
WESTERN ALLIANCE BK 5.25 5/24/2024	248,000.00	248,000.00	5.250	5/24/2024	0.34
WESTSTREET 4.95 11/18/2025	248,000.00	248,000.00	4.950	11/18/2025	0.34
ZIONS BANCORP 5.4 9/27/2024	248,000.00	248,000.00	5.400	9/27/2024	0.34
Sub Total / Average Modoc County Managed Funds	44,576,000.00	44,403,239.75	2.917		61.32
Plumas Bank					
Plumas Bank Cash	1,400,000.00	1,400,000.00	0.000	N/A	1.93
Plumas Bank MM	1,562,634.65	1,562,634.65	0.460	N/A	2.15
Total / Average	72,693,540.78	72,397,278.36	3.286		100

The Modoc County Treasurer has the cash flow necessary to meet the expenditure needs of the treasury pool for the next six months. Market Values were obtained from Bank of New York Mellon statement.

March 31, 2024 Total Investments $ 72,397,278.36

Modoc County
Transactions Summary
MONTHLY Transaction Detail, by Action
Group By: Action
Portfolio / Report Group: All Portfolios
Begin Date: 03/01/2024, End Date: 03/31/2024

Description	CUSIP/Ticker	YTM @ Cost	Trade Date	Settlement Date	Maturity Date	Face Amount/Shares	Principal	Price	Interest/Dividends	Total
Buy										
COMCAST CORP3.95 10/15/2025	20030NCS8	5.063	3/26/2024	3/28/2024	10/15/2025	250,000.00	245,902.50	98.361	4,471.18	250,373.68
FFCB 4.25 2/28/2029	3133EP4A0	4.093	3/11/2024	3/12/2024	2/28/2029	300,000.00	302,088.30	100.6961	495.83	302,584.13
JP MORGAN CHASE BANK 5.11 12/8/2026	48125LRU8	4.981	3/26/2024	3/28/2024	12/8/2026	250,000.00	250,782.50	100.313	3,903.47	254,685.97
MICROSOFT CORP2.4 8/8/2026	594918BR4	4.689	3/26/2024	3/28/2024	8/8/2026	185,000.00	175,633.45	94.937	616.67	176,250.12
T-Note 2.75 7/31/2027	91282CFB2	4.296	3/4/2024	3/5/2024	7/31/2027	300,000.00	285,436.22	95.145407	770.60	286,206.82
T-Note 4.25 1/31/2026	91282CJV4	4.486	3/11/2024	3/12/2024	1/31/2026	300,000.00	298,717.97	99.572657	1,436.13	300,154.10
Sub Total / Average Buy						**1,585,000.00**	**1,558,560.94**		**11,693.88**	**1,570,254.82**
Deposit										
Bank of New York MellonCash	CASH244500	0.000	3/29/2024	3/29/2024	N/A	19,221.98	19,221.98	100	0.00	19,221.98
CalTrust - Medium Term MM	MM4210M	0.000	3/31/2024	3/31/2024	N/A	4,036.76	4,036.76	100	0.00	4,036.76
CAMP LGIP	LGIP6065-001	0.000	3/31/2024	3/31/2024	N/A	37,919.83	37,919.83	100	0.00	37,919.83
CAMP LGIP	LGIP6065-001	0.000	3/27/2024	3/27/2024	N/A	700,000.00	700,000.00	100	0.00	700,000.00
CAMP LGIP	LGIP6065-001	0.000	3/26/2024	3/26/2024	N/A	800,000.00	800,000.00	100	0.00	800,000.00
CAMP LGIP	LGIP6065-001	0.000	3/18/2024	3/18/2024	N/A	500,000.00	500,000.00	100	0.00	500,000.00
Fidelity MM	MM4500	0.000	3/31/2024	3/31/2024	N/A	2,524.48	2,524.48	100	0.00	2,524.48
Fidelity MM	MM4500	0.000	3/31/2024	3/31/2024	N/A	16,716.61	16,716.61	100	0.00	16,716.61
Fidelity MM	MM4500	0.000	3/31/2024	3/31/2024	N/A	161,745.22	161,745.22	100	0.00	161,745.22
Fidelity MM	MM4500	0.000	3/31/2024	3/31/2024	N/A	648,278.92	648,278.92	100	0.00	648,278.92
Fidelity MM	MM4500	0.000	3/31/2024	3/31/2024	N/A	1,422,237.01	1,422,237.01	100	0.00	1,422,237.01
Plumas Bank MM	MM1266	0.000	3/31/2024	3/31/2024	N/A	395.29	395.29	100	0.00	395.29
Plumas Bank MM	MM1266	0.000	3/31/2024	3/31/2024	N/A	4,533,302.07	4,533,302.07	100	0.00	4,533,302.07
Sub Total / Average Deposit						**8,846,378.17**	**8,846,378.17**		**0.00**	**8,846,378.17**
Interest										
A+ FEDERAL CU 4.55 4/28/2028	00224TAP1	0.000	3/28/2024	3/28/2024	4/28/2028	0.00	0.00		896.54	896.54
AFFINITY PLUS CU 5.05 3/20/2026	00833AAC4	0.000	3/20/2024	3/20/2024	3/20/2026	0.00	0.00		995.06	995.06
ALASKA USA CU 4.6 3/8/2028	011852AE0	0.000	3/8/2024	3/8/2024	3/8/2028	0.00	0.00		906.39	906.39
ALLIANT CREDIT UNION 5.1 12/30/2025	01882MAD4	0.000	3/30/2024	3/30/2024	12/30/2025	0.00	0.00		1,039.56	1,039.56
AMERICAN EXPRESS NATL BK 1.55 3/31/2025	02589AB68	0.000	3/30/2024	3/30/2024	3/31/2025	0.00	0.00		479.18	479.18
AMXCA 2023-3 MBS 5.23 9/15/2028	02582JKD1	0.000	3/15/2024	3/15/2024	9/15/2028	0.00	0.00		631.96	631.96
BANK FIVE NINE 4.3 11/19/2027	062119BX9	0.000	3/19/2024	3/19/2024	11/19/2027	0.00	0.00		847.28	847.28
BANK OF MONTREAL5.92 9/25/2025	06368LWT9	0.000	3/25/2024	3/25/2024	9/25/2025	0.00	0.00		9,472.00	9,472.00
BAXTER FED CU 5 11/23/2026	07181JAU8	0.000	3/22/2024	3/22/2024	11/23/2026	0.00	0.00		985.21	985.21
BEAL BANK 2.05 3/3/2027	07371AZQ9	0.000	3/9/2024	3/9/2024	3/3/2027	0.00	0.00		2,535.04	2,535.04
BMO HARRIS BANK NA 0.5 3/28/2025-20	05600XAY6	0.000	3/28/2024	3/28/2024	3/28/2025	0.00	0.00		236.85	236.85
BMW BANK NORTH AMERICA 0.45 3/26/2024	05580AZD9	0.000	3/26/2024	3/26/2024	3/26/2024	0.00	0.00		556.47	556.47
BMW VEH LEASE TR MBS 5.16 11/25/2025	05593AAC3	0.000	3/25/2024	3/25/2024	11/25/2025	0.00	0.00		64.50	64.50
CalTrust - Medium Term MM	MM4210M	0.000	3/31/2024	3/31/2024	N/A	0.00	0.00		4,036.76	4,036.76
CAMP LGIP	LGIP6065-001	0.000	3/31/2024	3/31/2024	N/A	0.00	0.00		37,919.83	37,919.83
CARTER FEDERAL CREDIT UNION (#9164) 5.1 10/18/2027	14622LAP7	0.000	3/18/2024	3/18/2024	10/18/2027	0.00	0.00		1,004.91	1,004.91
CHARLES SCHWAB 0.75 3/18/2024	808513BN4	0.000	3/18/2024	3/18/2024	3/18/2024	0.00	0.00		1,125.00	1,125.00
Chartway FCU 5 9/8/2027	16141BAQ4	0.000	3/8/2024	3/8/2024	9/8/2027	0.00	0.00		985.21	985.21
CHIEF FIN FED CU 4.7 10/12/2027-23	16863LAD7	0.000	3/12/2024	3/12/2024	10/12/2027	0.00	0.00		926.09	926.09
CHUBB INA HOLDINGS INC 3.15 3/15/2025	00440EAS6	0.000	3/15/2024	3/15/2024	3/15/2025	0.00	0.00		5,118.75	5,118.75
CITY FEDERAL CREDIT UNION (#5665) 3.95 1/12/2029	17783PAJ0	0.000	3/12/2024	3/12/2024	1/12/2029	0.00	0.00		778.31	778.31
CITY NATL BK LOS ANGELES 5 3/31/2028	178180GY5	0.000	3/31/2024	3/31/2024	3/31/2028	0.00	0.00		6,216.99	6,216.99
CONNEXUS CREDIT UNION 1.15 12/23/2025	20825WAQ3	0.000	3/31/2024	3/31/2024	12/23/2025	0.00	0.00		242.22	242.22
DIRECT FEDERAL CREDIT UNION (#9071) 5.7 5/20/2025	25460FEJ1	0.000	3/20/2024	3/20/2024	5/20/2025	0.00	0.00		1,123.13	1,123.13
EAGLEMARK SAVINGS BANK 2 3/2/2027	27004PCM3	0.000	3/2/2024	3/2/2024	3/2/2027	0.00	0.00		2,473.21	2,473.21
EMPOWER FEDERAL CREDIT UNION (#3025) 5.1 10/23/202	291916AG9	0.000	3/10/2024	3/10/2024	10/23/2028	0.00	0.00		1,004.91	1,004.91
ENERBANK USA 1.8 1/29/2025	29278TMR8	0.000	3/29/2024	3/29/2024	1/29/2025	0.00	0.00		197.36	197.36
FAMC 4.875 4/1/2027	31424WAF9	0.000	3/29/2024	3/29/2024	4/1/2027	0.00	0.00		7,312.50	7,312.50
FED FARM CR BKS 0.43 3/3/2025	3133EMSJ2	0.000	3/3/2024	3/3/2024	3/3/2025	0.00	0.00		537.50	537.50
FFCB 3.5 9/15/2028	3133ENM23	0.000	3/15/2024	3/15/2024	9/15/2028	0.00	0.00		3,500.00	3,500.00
FHLB 0.5 10/9/2024-22	3130ANQ29	0.000	3/9/2024	3/9/2024	10/9/2024	0.00	0.00		1,250.00	1,250.00
FHLB 1.08 9/15/2026-21	3130ANWH9	0.000	3/15/2024	3/15/2024	9/15/2026	0.00	0.00		1,350.00	1,350.00
FHLB 2 9/29/2025	3130ARCN9	0.000	3/29/2024	3/29/2024	9/29/2025	0.00	0.00		4,000.00	4,000.00
FHLB 4.75 3/8/2024	3130ATUQ8	0.000	3/8/2024	3/8/2024	3/8/2024	0.00	0.00		11,875.00	11,875.00
FHLB 5.375 9/9/2024	3130AVD41	0.000	3/9/2024	3/9/2024	9/9/2024	0.00	0.00		5,375.00	5,375.00

Description	CUSIP/Ticker	YTM @ Cost	Trade Date	Settlement Date	Maturity Date	Face Amount/Shares	Principal	Price	Interest/Dividends	Total
FHLMC 0.375 9/23/2025	3137EAEX3	0.000	3/23/2024	3/23/2024	9/23/2025	0.00	0.00		187.50	187.50
FHLMC 0.375 9/30/2024-22	3134GWUX2	0.000	3/30/2024	3/30/2024	9/30/2024	0.00	0.00		468.75	468.75
FHLMC 0.625 9/8/2025-21	3134GWH82	0.000	3/8/2024	3/8/2024	9/8/2025	0.00	0.00		1,562.50	1,562.50
FHLMC 2.2 9/27/2024-22	3134GXPZ1	0.000	3/27/2024	3/27/2024	9/27/2024	0.00	0.00		3,300.00	3,300.00
FHLMC 5.6 9/14/2027-23	3134GYTN2	0.000	3/14/2024	3/14/2024	9/14/2027	0.00	0.00		9,800.00	9,800.00
FHMS K069 A2 MBS 3.187 9/25/2027	3137FBU79	0.000	3/25/2024	3/25/2024	9/25/2027	0.00	0.00		531.17	531.17
FHMS K073 MBS 3.35 1/25/2028	3137FETN0	0.000	3/25/2024	3/25/2024	1/25/2028	0.00	0.00		558.33	558.33
FHMS K079MBS 3.926 6/25/2028	3137FGZT5	0.000	3/25/2024	3/25/2024	6/25/2028	0.00	0.00		654.33	654.33
Fidelity MM	MM4500	0.000	3/31/2024	3/31/2024	N/A	0.00	0.00		2,524.48	2,524.48
FINANCIAL PLUS CREDIT UNION (#68646) 4.05 1/17/202	31764MAB8	0.000	3/17/2024	3/17/2024	1/17/2029	0.00	0.00		798.02	798.02
First Natl Bank of America 0.5 1/28/2026-22	32110YSG1	0.000	3/28/2024	3/28/2024	1/28/2026	0.00	0.00		98.52	98.52
FIRST TECHNOLOGY FCU 5.35 4/12/2024	33715LEW6	0.000	3/12/2024	3/12/2024	4/12/2024	0.00	0.00		1,054.17	1,054.17
Freedom Northwest Credit Union (#65722)5.35 9/18	356436AQ8	0.000	3/19/2024	3/19/2024	9/18/2026	0.00	0.00		1,054.17	1,054.17
FRONTIER BANK MADISON 4.55 7/14/2027	35907XFH5	0.000	3/14/2024	3/14/2024	7/14/2027	0.00	0.00		896.54	896.54
GENERATIONS BANK 2.95 5/6/2025-22	37149CAS6	0.000	3/6/2024	3/6/2024	5/6/2025	0.00	0.00		581.27	581.27
HARDIN COUNTY SAVINGS BANK (#5817) 4.75 10/6/2027-	412022DH5	0.000	3/6/2024	3/6/2024	10/6/2027	0.00	0.00		751.02	751.02
HAROT 2021-1 MBS 0.27 4/21/2025	43813GAC5	0.000	3/21/2024	3/21/2024	4/21/2025	0.00	0.00		0.55	0.55
HAROT 2021-4 MBS 0.88 1/21/2026	43815GAC3	0.000	3/21/2024	3/21/2024	1/21/2026	0.00	0.00		108.69	108.69
HOME DEPOT INC 4.95 9/30/2026	437076CV2	0.000	3/30/2024	3/30/2024	9/30/2026	0.00	0.00		3,987.50	3,987.50
INTER-AMERICAN DEVEL BK 0.5 9/23/2024	4581X0DZ8	0.000	3/23/2024	3/23/2024	9/23/2024	0.00	0.00		362.50	362.50
INTL BK RECON & DEVELOP 2.5 3/19/2024	459058GQ0	0.000	3/19/2024	3/19/2024	3/19/2024	0.00	0.00		1,562.50	1,562.50
JDOT 2021-AMBS 0.36 9/15/2025	47788UAC6	0.000	3/15/2024	3/15/2024	9/15/2025	0.00	0.00		1.86	1.86
JDOT 2023-C A3 MBS 5.48 5/15/2028	47787CAC7	0.000	3/15/2024	3/15/2024	5/15/2028	0.00	0.00		616.50	616.50
JOHN DEERE CAPITAL CORP 4.15 9/15/2027	24422EWK1	0.000	3/15/2024	3/15/2024	9/15/2027	0.00	0.00		6,225.00	6,225.00
JOHN DEERE OWNER TR MBS 3.74 2/16/2027	47800AAC4	0.000	3/15/2024	3/15/2024	2/16/2027	0.00	0.00		140.25	140.25
JP MORGAN CHASE BANK NA 0.8 9/9/2026-21	48128UC23	0.000	3/9/2024	3/9/2024	9/9/2026	0.00	0.00		989.28	989.28
LAFAYETTE FED CR UN 3.25 5/25/2027	50625LBJ1	0.000	3/25/2024	3/25/2024	5/25/2027	0.00	0.00		640.38	640.38
LATINO COMM CU 4.9 6/29/2026	51828MAJ3	0.000	3/27/2024	3/27/2024	6/29/2026	0.00	0.00		965.50	965.50
MASTERCARD INC 4.875 3/9/2028	57636QAW4	0.000	3/9/2024	3/9/2024	3/9/2028	0.00	0.00		7,312.50	7,312.50
Memorial Credit Union4.95 3/16/2026	58602GAH7	0.000	3/15/2024	3/15/2024	3/16/2026	0.00	0.00		975.35	975.35
MERRICK BANK 0.5 6/30/2025	59013KLW4	0.000	3/30/2024	3/30/2024	6/30/2025	0.00	0.00		101.92	101.92
MID-FLORIDA CU 5.5 7/26/2028-25	59741QAA0	0.000	3/26/2024	3/26/2024	7/26/2028	0.00	0.00		1,083.73	1,083.73
NATIONAL RURAL UTIL COOP 4.45 3/13/2026	63743HFH0	0.000	3/13/2024	3/13/2024	3/13/2026	0.00	0.00		6,675.00	6,675.00
NUMERICA CREDIT UN 4.7 5/30/2028	67054NBJ1	0.000	3/30/2024	3/30/2024	5/30/2028	0.00	0.00		958.03	958.03
OREGON COMMUNITY (#65856) 5 1/10/2025	68584JAJ8	0.000	3/12/2024	3/12/2024	1/10/2025	0.00	0.00		985.21	985.21
Pentagon Fed Credit Union 0.9 9/29/2026	70962LAS1	0.000	3/29/2024	3/29/2024	9/29/2026	0.00	0.00		177.34	177.34
PEOPLES SECURITY B&TC 5.45 3/30/2028-23	712303BF2	0.000	3/30/2024	3/30/2024	3/30/2028	0.00	0.00		6,739.48	6,739.48
Plumas Bank MM	MM1266	0.000	3/31/2024	3/31/2024	N/A	0.00	0.00		395.29	395.29
Rockland Credit Union (#24224) 4.35 12/29/2028	77357DAG3	0.000	3/29/2024	3/29/2024	12/29/2028	0.00	0.00		857.13	857.13
ROGUE CD 5.1 1/20/2028-23	77535MAM5	0.000	3/20/2024	3/20/2024	1/20/2028	0.00	0.00		1,004.91	1,004.91
SAN FRANCISCO CR UN 4.35 2/3/2028	79772FAG1	0.000	3/3/2024	3/3/2024	2/3/2028	0.00	0.00		857.13	857.13
SPOKANE TEACHERS CU 5 11/24/2025	849061AA4	0.000	3/23/2024	3/23/2024	11/24/2025	0.00	0.00		985.21	985.21
TAOT 2021-A MBS 0.26 5/15/2025	89240BAC2	0.000	3/15/2024	3/15/2024	5/15/2025	0.00	0.00		1.89	1.89
TEXAS EXCHANGE BANK 1 5/30/2025-20	88241THH6	0.000	3/2/2024	3/2/2024	5/30/2025	0.00	0.00		197.04	197.04
T-Note 0.375 9/15/2024	91282CCX7	0.000	3/15/2024	3/15/2024	9/15/2024	0.00	0.00		375.00	375.00
T-Note 0.5 3/31/2025	912828ZF0	0.000	3/30/2024	3/30/2024	3/31/2025	0.00	0.00		625.00	625.00
T-Note 0.875 9/30/2026	91282CCZ2	0.000	3/31/2024	3/31/2024	9/30/2026	0.00	0.00		875.00	875.00
T-Note 1.5 9/30/2024	912828YH7	0.000	3/31/2024	3/31/2024	9/30/2024	0.00	0.00		3,750.00	3,750.00
T-Note 2.125 4/1/2024	912828W71	0.000	3/31/2024	3/31/2024	4/1/2024	0.00	0.00		3,187.50	3,187.50
TORONTO-COMINION BANK 0.75 9/11/2025	89114QCK2	0.000	3/11/2024	3/11/2024	9/11/2025	0.00	0.00		1,125.00	1,125.00
TTCU FED CU 5 7/26/2028	89854LAD5	0.000	3/26/2024	3/26/2024	7/26/2028	0.00	0.00		985.21	985.21
TUCSON FEDERAL CREDIT UNION (#2157) 5 9/8/2028	898812AC6	0.000	3/8/2024	3/8/2024	9/8/2028	0.00	0.00		985.21	985.21
TVA 3.875 3/15/2028	880591EZ1	0.000	3/15/2024	3/15/2024	3/15/2028	0.00	0.00		5,812.50	5,812.50
UBS BANK USA 0.9 7/21/2026	90348JQ60	0.000	3/21/2024	3/21/2024	7/21/2026	0.00	0.00		177.34	177.34
UMASSFIVE COLLEGE (#18181) 5 12/8/2027	90407LAH6	0.000	3/8/2024	3/8/2024	12/8/2027	0.00	0.00		3,091.51	3,091.51
UNITED TELETECH FCU (#18195) 5.1 10/20/2027	913065AC2	0.000	3/20/2024	3/20/2024	10/20/2027	0.00	0.00		1,004.91	1,004.91
UNIVEST BANK & TRUST 4.55 6/21/2027	91527PCB1	0.000	3/21/2024	3/21/2024	6/21/2027	0.00	0.00		896.54	896.54
UTAH FIRST FED CU 5 7/21/2028	91739JAB1	0.000	3/21/2024	3/21/2024	7/21/2028	0.00	0.00		985.21	985.21
WALMART INC 1.05 9/17/2026	931142ER0	0.000	3/17/2024	3/17/2024	9/17/2026	0.00	0.00		131.25	131.25
WALMART INC 3.95 9/9/2027	931142EX7	0.000	3/9/2024	3/9/2024	9/9/2027	0.00	0.00		6,912.50	6,912.50
WELLS FARGO BANK NA 2.65 5/24/2024	949763B96	0.000	3/24/2024	3/24/2024	5/24/2024	0.00	0.00		522.16	522.16
WESTSTREET 4.95 11/18/2025	961442AC4	0.000	3/18/2024	3/18/2024	11/18/2025	0.00	0.00		975.35	975.35
ZIONS BANCORP 5.4 9/27/2024	98970LC43	0.000	3/29/2024	3/29/2024	9/27/2024	0.00	0.00		6,677.65	6,677.65

Description	CUSIP/Ticker	YTM @ Cost	Trade Date	Settlement Date	Maturity Date	Face Amount/Shares	Principal	Price	Interest/Dividends	Total
Sub Total / Average Interest						**0.00**	**0.00**		**226,822.00**	**226,822.00**
Matured										
BMW BANK NORTH AMERICA 0.45 3/26/2024	05580AZD9	0.000	3/26/2024	3/26/2024	3/26/2024	248,000.00	248,000.00	0	0.00	248,000.00
CHARLES SCHWAB 0.75 3/18/2024	808513BN4	0.000	3/18/2024	3/18/2024	3/18/2024	120,000.00	120,000.00	0	0.00	120,000.00
CHARLES SCHWAB 0.75 3/18/2024	808513BN4	0.000	3/18/2024	3/18/2024	3/18/2024	180,000.00	180,000.00	0	0.00	180,000.00
FHLB 4.75 3/8/2024	3130ATUQ8	0.000	3/8/2024	3/8/2024	3/8/2024	500,000.00	500,000.00	0	0.00	500,000.00
INTL BK RECON & DEVELOP 2.5 3/19/2024	459058GQ0	0.000	3/19/2024	3/19/2024	3/19/2024	125,000.00	125,000.00	0	0.00	125,000.00
MUFG BANK LTD 0 3/21/2024	62479LCM5	0.000	3/21/2024	3/21/2024	3/21/2024	260,000.00	260,000.00	0	0.00	260,000.00
Sub Total / Average Matured						**1,433,000.00**	**1,433,000.00**		**0.00**	**1,433,000.00**
Principal Pay Down										
HAROT 2021-1 MBS 0.27 4/21/2025	43813GAC5	0.000	3/21/2024	3/21/2024	4/21/2025	819.70	819.70	0	0.00	819.70
HAROT 2021-4 MBS 0.88 1/21/2026	43815GAC3	0.000	3/21/2024	3/21/2024	1/21/2026	1,749.78	1,749.78	0	0.00	1,749.78
HAROT 2021-4 MBS 0.88 1/21/2026	43815GAC3	0.000	3/21/2024	3/21/2024	1/21/2026	10,629.98	10,629.98	0	0.00	10,629.98
JDOT 2021-AMBS 0.36 9/15/2025	47788UAC6	0.000	3/15/2024	3/15/2024	9/15/2025	784.65	784.65	0	0.00	784.65
TAOT 2021-A MBS 0.26 5/15/2025	89240BAC2	0.000	3/15/2024	3/15/2024	5/15/2025	2,732.50	2,732.50	0	0.00	2,732.50
Sub Total / Average Principal Pay Down						**16,716.61**	**16,716.61**		**0.00**	**16,716.61**
Withdraw										
CAMP LGIP	LGIP6065-001	0.000	3/21/2024	3/21/2024	N/A	1,000,000.00	1,000,000.00	0	0.00	1,000,000.00
CAMP LGIP	LGIP6065-001	0.000	3/13/2024	3/13/2024	N/A	350,000.00	350,000.00	0	0.00	350,000.00
CAMP LGIP	LGIP6065-001	0.000	3/7/2024	3/7/2024	N/A	100,000.00	100,000.00	0	0.00	100,000.00
CAMP LGIP	LGIP6065-001	0.000	3/6/2024	3/6/2024	N/A	100,000.00	100,000.00	0	0.00	100,000.00
Fidelity MM	MM4500	0.000	3/31/2024	3/31/2024	N/A	1,570,254.82	1,570,254.82	0	0.00	1,570,254.82
Plumas Bank MM	MM1266	0.000	3/31/2024	3/31/2024	N/A	4,062,811.98	4,062,811.98	0	0.00	4,062,811.98
Sub Total / Average Withdraw						**7,183,066.80**	**7,183,066.80**		**0.00**	**7,183,066.80**

Modoc County
Portfolio Holdings
MONTHLY Proof for Accuracy: Bank of New York
Report Format: By Transaction
Group By: Custodian
Average By: Face Amount / Shares
Portfolio / Report Group: All Portfolios
As of 3/31/2024

Description	CUSIP/Ticker	Settlement Date	Maturity Date	Face Amount/Shares	Cost Value	Market Value	Market Price	Portfolio Name
Bank of New York Mellon 4500								
A+ FEDERAL CU 4.55 4/28/2028	00224TAP1	4/28/2023	4/28/2028	248,000.00	248,000.00	250,071.06	100.835105	Modoc County Managed Funds
AFFINITY PLUS CU 5.05 3/20/2026	00833AAC4	3/20/2023	3/20/2026	248,000.00	248,000.00	248,825.71	100.332948	Modoc County Managed Funds
ALASKA USA CU 4.6 3/8/2028	011852AE0	3/8/2023	3/8/2028	248,000.00	248,000.00	250,778.81	101.120486	Modoc County Managed Funds
ALLIANT CREDIT UNION 5.1 12/30/2025	01882MAD4	12/30/2022	12/30/2025	248,000.00	248,000.00	248,791.67	100.31922	Modoc County Managed Funds
ALLY BANK 3.2 5/19/2026-22	02007GRM7	5/19/2022	5/19/2026	248,000.00	248,000.00	239,791.21	96.690004	Modoc County Managed Funds
AMAZON.COM 0.45 5/12/2024	023135BW5	5/12/2021	5/12/2024	70,000.00	69,897.80	69,584.90	99.407	Chandler Asset Management
AMAZON.COM 0.45 5/12/2024	023135BW5	2/24/2022	5/12/2024	230,000.00	223,677.30	228,636.10	99.407	Chandler Asset Management
AMERICAN EXPRESS NATL BK 1.55 3/31/2025	02589AB68	9/14/2021	3/31/2025	62,000.00	64,038.44	59,831.10	96.501771	Modoc County Managed Funds
AMERICAN HONDA FINANCE 5.125 7/7/2028	02665WEM9	1/18/2024	7/7/2028	300,000.00	306,378.00	303,393.00	101.131	Chandler Asset Management
AMXCA 2023-3 MBS 5.23 9/15/2028	02582JKD1	9/19/2023	9/15/2028	145,000.00	144,993.52	146,039.23	100.71671	Chandler Asset Management
APPLE INC 3.25 2/23/2026	037833BY5	5/11/2023	2/23/2026	350,000.00	342,713.00	340,329.50	97.237	Chandler Asset Management
AUSTIN TELCO FED CU 5.05 11/27/2026	052392CC9	11/28/2022	11/27/2026	248,000.00	248,000.00	250,103.59	100.848222	Modoc County Managed Funds
BANK FIVE NINE 4.3 11/19/2027	062119BX9	5/19/2023	11/19/2027	248,000.00	248,000.00	246,838.07	99.53148	Modoc County Managed Funds
BANK HAPOALIM B M NEW YORK 0.5 12/15/2025	06251A2Q2	12/22/2020	12/15/2025	248,000.00	248,000.00	230,101.96	92.783047	Modoc County Managed Funds
BANK OF AMERICA CORP 5.08 1/20/2027-26	06051GLE7	3/10/2023	1/20/2027	300,000.00	295,572.00	298,554.00	99.518	Chandler Asset Management
BANK OF MONTREAL5.92 9/25/2025	06368LWT9	9/25/2023	9/25/2025	320,000.00	319,958.40	323,276.80	101.024	Chandler Asset Management
Bank of New York MellonCash	CASH244500	6/28/2017	N/A	19,221.98	19,221.98	19,221.98	100	Chandler Asset Management
BANK OF NY MELLON CORP 3.85 4/28/2028	06406RAH0	11/21/2023	4/28/2028	290,000.00	274,946.10	281,706.00	97.14	Chandler Asset Management
BANKUNITED NA 0.55 1/22/2026-21	066519QC6	1/22/2021	1/22/2026	248,000.00	248,000.00	229,170.70	92.40754	Modoc County Managed Funds
BAXTER FED CU 5 11/23/2026	07181JAU8	11/22/2022	11/23/2026	248,000.00	248,000.00	250,180.71	100.87932	Modoc County Managed Funds
BEAL BANK 2.05 3/3/2027	07371AZQ9	3/9/2022	3/3/2027	248,000.00	248,000.00	230,419.02	92.910897	Modoc County Managed Funds
Beal Bank USA 1.9 2/17/2027	07371CE88	2/23/2022	2/17/2027	248,000.00	248,000.00	229,855.55	92.683691	Modoc County Managed Funds
BMO HARRIS BANK NA 0.5 2/27/2025-21	05600XAV2	12/15/2020	2/27/2025	60,000.00	60,000.00	57,291.97	95.48662	Modoc County Managed Funds
BMO HARRIS BANK NA 0.5 3/28/2025-20	05600XAY6	12/15/2020	3/28/2025	190,000.00	190,000.00	180,227.20	94.856422	Modoc County Managed Funds
BMW VEH LEASE TR MBS 5.16 11/25/2025	05593AAC3	2/15/2023	11/25/2025	15,000.00	14,999.64	14,964.73	99.76489	Chandler Asset Management
CAPITAL ONE BANK USA 1.25 12/8/2026	14042TEH6	12/8/2021	12/8/2026	248,000.00	248,000.00	226,610.77	91.375312	Modoc County Managed Funds
CAPITAL ONE NA 1.1 11/17/2026	14042RQB0	11/17/2021	11/17/2026	248,000.00	248,000.00	225,961.31	91.113432	Modoc County Managed Funds
CARTER FEDERAL CREDIT UNION (#9164) 5.1 10/18/2027	14622LAP7	10/18/2023	10/18/2027	248,000.00	248,000.00	255,301.32	102.944082	Modoc County Managed Funds
CATERPILLAR FINL SERVICE3.6 8/12/2027	14913R3A3	11/29/2023	8/12/2027	300,000.00	286,845.00	289,236.00	96.412	Chandler Asset Management
Chartway FCU 5 9/8/2027	16141BAQ4	9/8/2023	9/8/2027	248,000.00	248,000.00	252,400.14	101.774248	Modoc County Managed Funds
CHEVRON USA 0.687 8/12/2025	166756AE6	11/4/2021	8/12/2025	325,000.00	319,959.25	306,676.50	94.362	Chandler Asset Management
CHIEF FIN FED CU 4.7 10/12/2027-23	16863LAD7	10/12/2022	10/12/2027	248,000.00	248,000.00	247,994.42	99.99775	Modoc County Managed Funds
CHUBB INA HOLDINGS INC 3.15 3/15/2025	00440EAS6	3/29/2021	3/15/2025	325,000.00	351,266.50	318,259.50	97.926	Chandler Asset Management
CISCO SYSTEMS INC.4.8 2/26/2027	17275RBQ4	2/28/2024	2/26/2027	270,000.00	269,775.90	270,513.00	100.19	Chandler Asset Management
CITY FEDERAL CREDIT UNION (#5665) 3.95 1/12/2029	17783PAJ0	1/12/2024	1/12/2029	248,000.00	248,000.00	244,379.49	98.540115	Modoc County Managed Funds
CITY NATL BK LOS ANGELES 5 3/31/2028	178180GY5	3/31/2023	3/31/2028	248,000.00	248,000.00	259,605.88	104.679791	Modoc County Managed Funds
COMCAST CORP3.95 10/15/2025	20030NCS8	3/28/2024	10/15/2025	250,000.00	245,902.50	245,872.50	98.349	Chandler Asset Management
CONNEXUS CREDIT UNION 1.15 12/23/2025	20825WAQ3	12/23/2021	12/23/2025	248,000.00	248,000.00	232,463.59	93.73532	Modoc County Managed Funds
CROSS RIVER BANK 4.6 6/30/2027	227563DB6	6/30/2023	6/30/2027	248,000.00	248,000.00	248,249.36	100.100547	Modoc County Managed Funds
CUSTOMERS BANK 4.5 6/14/2028	23204HPB8	6/14/2023	6/14/2028	248,000.00	248,000.00	255,864.94	103.171348	Modoc County Managed Funds
DIRECT FEDERAL CREDIT UNION (#9071) 5.7 5/20/2025	25460FEJ1	11/20/2023	5/20/2025	248,000.00	248,000.00	249,807.26	100.728734	Modoc County Managed Funds
DISCOVER BANK 3.2 5/19/2027	254673D94	5/18/2022	5/19/2027	248,000.00	248,000.00	238,134.36	96.02192	Modoc County Managed Funds
DORT FINANCIAL CU 4.6 6/28/2028	25844MBD9	6/28/2023	6/28/2028	248,000.00	248,000.00	253,515.66	102.224058	Modoc County Managed Funds
DUKE ENERGY FLORIDA LLC3.2 1/15/2027	26444HAC5	1/30/2024	1/15/2027	250,000.00	240,932.50	238,710.00	95.484	Chandler Asset Management
EAGLEMARK SAVINGS BANK 2 3/2/2027	27004PCM3	3/2/2022	3/2/2027	248,000.00	248,000.00	230,081.03	92.774607	Modoc County Managed Funds
EMPOWER FEDERAL CREDIT UNION (#3025) 5.1 10/23/202	291916AG9	10/23/2023	10/23/2028	248,000.00	248,000.00	256,671.00	103.496369	Modoc County Managed Funds

Description	CUSIP/Ticker	Settlement Date	Maturity Date	Face Amount/Shares	Cost Value	Market Value	Market Price	Portfolio Name
ENERBANK USA 0.65 7/10/2025	29278TPX2	7/10/2020	7/10/2025	65,000.00	65,000.00	61,486.44	94.594517	Modoc County Managed Funds
ENERBANK USA 1.8 1/29/2025	29278TMR8	2/10/2020	1/29/2025	138,000.00	138,000.00	133,761.58	96.928678	Modoc County Managed Funds
FAMC 4.3 12/12/2028	31315PP78	2/14/2024	12/12/2028	250,000.00	249,132.50	250,335.00	100.134	Modoc County Managed Funds
FAMC 4.875 4/1/2027	31424WAF9	10/5/2023	4/1/2027	300,000.00	299,549.40	303,465.00	101.155	Modoc County Managed Funds
FAMCA 0.6 11/20/2025-21	31422B3F5	11/20/2020	11/20/2025	250,000.00	250,000.00	233,370.00	93.348	Modoc County Managed Funds
FAMCA 5.1 4/24/2028-24	31422X2Q4	4/24/2023	4/24/2028	300,000.00	300,000.00	296,940.00	98.98	Modoc County Managed Funds
FAMCA 5.45 6/12/2028-24	31422X3W0	6/12/2023	6/12/2028	350,000.00	350,000.00	349,219.50	99.777	Modoc County Managed Funds
FED FARM CR BKS 0.43 3/3/2025	3133EMSJ2	3/9/2021	3/3/2025	250,000.00	248,770.00	239,780.00	95.912	Modoc County Managed Funds
FED NATL MORTGAGE ASSN 0.375 8/25/2025	3135G05X7	3/9/2021	8/25/2025	250,000.00	246,096.25	234,977.50	93.991	Modoc County Managed Funds
FFCB 0.34 4/22/2024-22	3133EMXB3	2/11/2022	4/22/2024	250,000.00	242,657.50	249,175.00	99.67	Modoc County Managed Funds
FFCB 0.375 1/15/2025	3133EMNF5	9/20/2021	1/15/2025	250,000.00	248,907.50	240,932.50	96.373	Modoc County Managed Funds
FFCB 0.54 11/3/2025-22	3133EMFR8	11/10/2020	11/3/2025	250,000.00	249,142.50	233,610.00	93.444	Modoc County Managed Funds
FFCB 0.59 2/17/2026-21	3133EMQX3	2/19/2021	2/17/2026	250,000.00	249,170.00	231,025.00	92.41	Modoc County Managed Funds
FFCB 1.54 11/30/2026-22	3133ENFN5	11/30/2021	11/30/2026	300,000.00	300,000.00	275,670.00	91.89	Modoc County Managed Funds
FFCB 1.78 1/26/2027-23	3133ENLZ1	1/26/2022	1/26/2027	500,000.00	500,000.00	462,380.00	92.476	Modoc County Managed Funds
FFCB 2.03 1/21/2028	3133ELHN7	2/8/2024	1/21/2028	250,000.00	230,868.75	229,750.00	91.9	Modoc County Managed Funds
FFCB 2.86 4/24/2028	3133EKJD9	12/5/2023	4/24/2028	280,000.00	263,128.32	264,661.60	94.522	Modoc County Managed Funds
FFCB 2.875 1/18/2028	3133EH7H0	2/16/2024	1/18/2028	250,000.00	237,170.00	237,105.00	94.842	Modoc County Managed Funds
FFCB 3.5 9/15/2028	3133ENM23	12/28/2023	9/15/2028	200,000.00	196,880.00	193,670.00	96.835	Modoc County Managed Funds
FFCB 3.875 1/19/2027	3133EPW76	1/19/2024	1/19/2027	250,000.00	248,357.50	246,157.50	98.463	Modoc County Managed Funds
FFCB 4.125 2/13/2029	3133EP3B9	2/26/2024	2/13/2029	300,000.00	297,705.60	298,359.00	99.453	Modoc County Managed Funds
FFCB 4.25 2/28/2029	3133EP4A0	3/12/2024	2/28/2029	300,000.00	302,088.30	299,853.00	99.951	Modoc County Managed Funds
FFCB 4.5 11/23/2027	3133EPUE3	9/7/2023	11/23/2027	300,000.00	299,668.20	300,540.00	100.18	Modoc County Managed Funds
FHLB 0.5 10/9/2024-22	3130ANQ29	9/9/2021	10/9/2024	500,000.00	500,000.00	487,930.00	97.586	Modoc County Managed Funds
FHLB 0.58 11/24/2025-21	3130AKG75	12/14/2020	11/24/2025	250,000.00	250,000.00	232,842.50	93.137	Modoc County Managed Funds
FHLB 0.6 1/28/2026-21	3130AKPC4	1/28/2021	1/28/2026	250,000.00	250,000.00	231,622.50	92.649	Modoc County Managed Funds
FHLB 0.65 2/26/2026-21	3130AKZ25	2/26/2021	2/26/2026	500,000.00	500,000.00	462,730.00	92.546	Modoc County Managed Funds
FHLB 1 6/26/2026-21	3130AMU75	9/24/2021	6/26/2026	250,000.00	249,912.50	230,475.00	92.19	Modoc County Managed Funds
FHLB 1.05 6/30/2026-21	3130AMWZ1	6/30/2021	6/30/2026	250,000.00	250,000.00	230,647.50	92.259	Modoc County Managed Funds
FHLB 1.08 9/15/2026-21	3130ANWH9	9/29/2021	9/15/2026	250,000.00	249,312.50	229,015.00	91.606	Modoc County Managed Funds
FHLB 1.5 11/25/2026-22	3130APWE1	11/30/2021	11/25/2026	300,000.00	300,000.00	277,176.00	92.392	Modoc County Managed Funds
FHLB 1.6 1/19/2027-22	3130AQJ87	1/19/2022	1/19/2027	500,000.00	500,000.00	460,845.00	92.169	Modoc County Managed Funds
FHLB 2 9/29/2025	3130ARCN9	11/16/2023	9/29/2025	400,000.00	378,623.60	384,084.00	96.021	Modoc County Managed Funds
FHLB 2.42 4/19/2024-22	3130ARHH7	4/19/2022	4/19/2024	500,000.00	500,000.00	499,280.00	99.856	Modoc County Managed Funds
FHLB 2.75 6/28/2024	3130ASDS5	6/16/2022	6/28/2024	250,000.00	246,642.50	248,415.00	99.366	Modoc County Managed Funds
FHLB 3.4 4/29/2027-22	3130ARQQ7	4/29/2022	4/29/2027	300,000.00	300,000.00	289,509.00	96.503	Modoc County Managed Funds
FHLB 4.5 7/26/2027-23	3130ASLA5	5/18/2023	7/26/2027	300,000.00	297,732.00	297,015.00	99.005	Modoc County Managed Funds
FHLB 4.625 6/6/2025	3130AWER7	6/13/2023	6/6/2025	250,000.00	249,777.50	249,090.00	99.636	Chandler Asset Management
FHLB 4.75 12/8/2028	3130AXQK7	2/20/2024	12/8/2028	300,000.00	305,502.60	305,763.00	101.921	Modoc County Managed Funds
FHLB 5 2/27/2029-26	3130B0B24	2/28/2024	2/27/2029	300,000.00	300,000.00	300,438.00	100.146	Modoc County Managed Funds
FHLB 5 4/12/2027-24	3130AVKD3	4/12/2023	4/12/2027	300,000.00	300,000.00	299,124.00	99.708	Modoc County Managed Funds
FHLB 5.05 1/22/2029-25	3130AYL87	2/5/2024	1/22/2029	250,000.00	250,000.00	249,052.50	99.621	Modoc County Managed Funds
FHLB 5.375 9/9/2024	3130AVD41	6/28/2023	9/9/2024	200,000.00	200,144.00	200,044.00	100.022	Chandler Asset Management
FHLB 5.75 7/26/2028-24	3130AWMJ6	7/26/2023	7/26/2028	300,000.00	300,000.00	299,739.00	99.913	Modoc County Managed Funds
FHLMC 0.375 9/23/2025	3137EAEX3	11/19/2020	9/23/2025	100,000.00	99,364.00	93,687.00	93.687	Chandler Asset Management
FHLMC 0.375 9/30/2024-22	3134GWUX2	4/25/2022	9/30/2024	250,000.00	234,997.50	243,970.00	97.588	Modoc County Managed Funds
FHLMC 0.625 9/8/2025-21	3134GWH82	9/8/2020	9/8/2025	500,000.00	500,000.00	470,260.00	94.052	Modoc County Managed Funds

Description	CUSIP/Ticker	Settlement Date	Maturity Date	Face Amount/Shares	Cost Value	Market Value	Market Price	Portfolio Name
FHLMC 2.2 9/27/2024-22	3134GXPZ1	3/28/2022	9/27/2024	300,000.00	300,150.00	295,899.00	98.633	Modoc County Managed Funds
FHLMC 4.2 7/12/2027-23	3134GXA53	7/12/2022	7/12/2027	294,000.00	294,000.00	287,432.04	97.766	Modoc County Managed Funds
FHLMC 5 2/24/2028-23	3134GYGY2	2/24/2023	2/24/2028	300,000.00	300,000.00	298,920.00	99.64	Modoc County Managed Funds
FHLMC 5.2 4/17/2028-24	3134GYPJ5	4/17/2023	4/17/2028	500,000.00	500,000.00	499,980.00	99.996	Modoc County Managed Funds
FHLMC 5.5 7/26/2028-24	3134GYXM9	7/26/2023	7/26/2028	300,000.00	300,000.00	298,692.00	99.564	Modoc County Managed Funds
FHLMC 5.6 9/14/2027-23	3134GYTN2	6/14/2023	9/14/2027	350,000.00	350,000.00	348,764.50	99.647	Modoc County Managed Funds
FHMS K069 A2 MBS 3.187 9/25/2027	3137FBU79	6/15/2023	9/25/2027	200,000.00	190,476.56	190,878.88	95.43944	Chandler Asset Management
FHMS K073 MBS 3.35 1/25/2028	3137FETN0	5/30/2023	1/25/2028	200,000.00	192,218.75	191,347.76	95.67388	Chandler Asset Management
FHMS K079MBS 3.926 6/25/2028	3137FGZT5	7/13/2023	6/25/2028	200,000.00	193,554.69	194,469.18	97.23459	Chandler Asset Management
Fidelity MM	MM4500	6/30/2014	N/A	798,843.29	798,843.29	798,843.29	100	Chandler Asset Management
FINANCIAL PLUS CREDIT UNION (#68646) 4.05 1/17/202	31764MAB8	1/17/2024	1/17/2029	248,000.00	248,000.00	245,670.97	99.060877	Modoc County Managed Funds
FIRST HORIZON BANK 5.15 12/2/2024	337158BB4	5/31/2023	12/2/2024	248,000.00	248,000.00	247,694.74	99.876911	Modoc County Managed Funds
First Natl Bank of America 0.5 1/28/2026-22	32110YSG1	1/28/2021	1/28/2026	248,000.00	248,000.00	228,715.60	92.224033	Modoc County Managed Funds
FIRST TECHNOLOGY FCU 5.35 4/12/2024	33715LEW6	4/12/2023	4/12/2024	248,000.00	248,000.00	247,990.02	99.995974	Modoc County Managed Funds
FLAGSTAR BANK 0.9 5/1/2025	33847E3J4	5/15/2020	5/1/2025	248,000.00	248,000.00	236,505.63	95.365174	Modoc County Managed Funds
FNMA 0.5 11/7/2025	3135G06G3	11/19/2020	11/7/2025	200,000.00	199,794.00	186,916.00	93.458	Chandler Asset Management
FNMA 0.5 11/7/2025	3135G06G3	12/16/2020	11/7/2025	310,000.00	310,868.00	289,719.80	93.458	Chandler Asset Management
FNMA 0.5 11/7/2025	3135G06G3	3/9/2021	11/7/2025	250,000.00	246,777.25	233,645.00	93.458	Modoc County Managed Funds
FNMA 0.5 6/17/2025	3135G04Z3	1/13/2022	6/17/2025	300,000.00	292,365.00	284,565.00	94.855	Modoc County Managed Funds
FNMA 0.56 10/22/2025-21	3135G06B4	10/28/2020	10/22/2025	250,000.00	249,937.50	233,735.00	93.494	Modoc County Managed Funds
Freedom Northwest Credit Union (#65722)5.35 9/18	356436AQ8	9/19/2023	9/18/2026	248,000.00	248,000.00	251,874.85	101.562441	Modoc County Managed Funds
FRONTIER BANK MADISON 4.55 7/14/2027	35907XFH5	7/14/2023	7/14/2027	248,000.00	248,000.00	248,300.68	100.121242	Modoc County Managed Funds
GENERATIONS BANK 2.95 5/6/2025-22	37149CAS6	5/6/2022	5/6/2025	248,000.00	248,000.00	242,198.25	97.660585	Modoc County Managed Funds
GENESEE REGIONAL BANK (#26333) 4.1 12/27/2027	37173RAK9	12/27/2023	12/27/2027	200,000.00	200,000.00	197,919.77	98.959883	Modoc County Managed Funds
GREENSTATE CREDIT UNION 0.9 6/16/2026	39573LBL1	6/16/2021	6/16/2026	248,000.00	248,000.00	227,500.42	91.734042	Modoc County Managed Funds
HARDIN COUNTY SAVINGS BANK (#5817) 4.75 10/6/2027-	412022DH5	9/8/2023	10/6/2027	199,000.00	197,961.42	199,011.59	100.005823	Modoc County Managed Funds
HAROT 2021-1 MBS 0.27 4/21/2025	43813GAC5	2/24/2021	4/21/2025	1,631.26	1,631.23	1,621.93	99.42815	Chandler Asset Management
HAROT 2021-4 MBS 0.88 1/21/2026	43815GAC3	11/24/2021	1/21/2026	18,863.98	18,860.00	18,404.26	97.56297	Chandler Asset Management
HAROT 2021-4 MBS 0.88 1/21/2026	43815GAC3	2/7/2022	1/21/2026	116,973.13	115,657.18	114,122.46	97.56297	Chandler Asset Management
HOME DEPOT INC 4.95 9/30/2026	437076CV2	1/31/2024	9/30/2026	250,000.00	252,595.00	250,505.00	100.202	Chandler Asset Management
HONEYWELL INTERNATIONAL 2.5 11/1/2026	438516BL9	12/21/2022	11/1/2026	300,000.00	279,660.00	283,542.00	94.514	Chandler Asset Management
INTER-AMERICAN DEVEL BK 0.5 9/23/2024	4581X0DZ8	9/23/2021	9/23/2024	145,000.00	144,892.70	141,696.90	97.722	Chandler Asset Management
JDOT 2021-AMBS 0.36 9/15/2025	47788UAC6	3/10/2021	9/15/2025	5,427.07	5,426.03	5,358.90	98.74382	Chandler Asset Management
JDOT 2023-C A3 MBS 5.48 5/15/2028	47787CAC7	9/19/2023	5/15/2028	135,000.00	134,990.73	135,995.79	100.73762	Chandler Asset Management
JOHN DEERE CAPITAL CORP 4.15 9/15/2027	24422EWK1	12/21/2022	9/15/2027	300,000.00	296,541.00	294,777.00	98.259	Chandler Asset Management
JOHN DEERE OWNER TR MBS 3.74 2/16/2027	47800AAC4	7/20/2022	2/16/2027	45,000.00	44,995.70	44,341.12	98.53582	Chandler Asset Management
JP MORGAN CHASE BANK 5.11 12/8/2026	48125LRU8	3/28/2024	12/8/2026	250,000.00	250,782.50	250,775.00	100.31	Chandler Asset Management
JP MORGAN CHASE BANK NA 0.8 9/9/2026-21	48128UC23	9/1/2021	9/9/2026	248,000.00	247,355.20	225,382.04	90.879856	Modoc County Managed Funds
LAFAYETTE FED CR UN 3.25 5/25/2027	50625LBJ1	5/25/2022	5/25/2027	248,000.00	248,000.00	237,019.91	95.572543	Modoc County Managed Funds
LATINO COMM CU 4.9 6/29/2026	51828MAJ3	6/27/2023	6/29/2026	248,000.00	248,000.00	248,581.13	100.234328	Modoc County Managed Funds
LIBERTY FIRST CR UN 4.5 2/3/2026	530520AF2	2/3/2023	2/3/2026	248,000.00	248,000.00	244,180.80	98.46	Modoc County Managed Funds
LIVE OAK BANKING 0.8 8/13/2026	538036SB1	8/13/2021	8/13/2026	248,000.00	248,000.00	225,800.40	91.04855	Modoc County Managed Funds
LUANA SAVINGS BANK 0.45 2/19/2026	549104WE3	2/19/2021	2/19/2026	248,000.00	248,000.00	228,075.38	91.965881	Modoc County Managed Funds
MASTERCARD INC 4.875 3/9/2028	57636QAW4	4/12/2023	3/9/2028	300,000.00	310,650.00	303,729.00	101.243	Chandler Asset Management
MEDALLION BANK 0.85 7/30/2026	58404DLE9	7/30/2021	7/30/2026	248,000.00	248,000.00	226,497.88	91.32979	Modoc County Managed Funds
Memorial Credit Union4.95 3/16/2026	58602GAH7	12/15/2023	3/16/2026	248,000.00	248,000.00	248,284.23	100.114609	Modoc County Managed Funds
MERCK & CO INC 4.05 5/17/2028	58933YBH7	5/17/2023	5/17/2028	35,000.00	34,971.65	34,430.55	98.373	Chandler Asset Management
MERCK & CO INC 4.05 5/17/2028	58933YBH7	6/27/2023	5/17/2028	275,000.00	271,188.50	270,525.75	98.373	Chandler Asset Management
MERRICK BANK 0.5 6/30/2025	59013KLW4	12/30/2020	6/30/2025	248,000.00	248,062.00	234,086.81	94.389843	Modoc County Managed Funds
MICROSOFT CORP2.4 8/8/2026	594918BR4	3/28/2024	8/8/2026	185,000.00	175,633.45	175,627.90	94.934	Chandler Asset Management
MID-FLORIDA CU 5.5 7/26/2028-25	59741QAA0	7/26/2023	7/26/2028	248,000.00	248,000.00	251,982.98	101.606042	Modoc County Managed Funds
MORGAN STANLEY 4.679 7/17/2026-25	61747YET8	7/20/2022	7/17/2026	60,000.00	60,000.00	59,347.80	98.913	Chandler Asset Management
MORGAN STANLEY 4.679 7/17/2026-25	61747YET8	7/22/2022	7/17/2026	225,000.00	225,261.00	222,554.25	98.913	Chandler Asset Management
NATIONAL RURAL UTIL COOP 4.45 3/13/2026	63743HFH0	4/12/2023	3/13/2026	300,000.00	301,023.00	296,913.00	98.971	Chandler Asset Management
NELNET BANK INC 1.5 2/2/2027	64034KAG6	2/2/2022	2/2/2027	248,000.00	248,000.00	227,367.89	91.680601	Modoc County Managed Funds

Description	CUSIP/Ticker	Settlement Date	Maturity Date	Face Amount/Shares	Cost Value	Market Value	Market Price	Portfolio Name
NEW YORK COMMUNITY BK 0.4 7/1/2024	649447VB2	6/30/2021	7/1/2024	248,000.00	248,000.00	244,797.56	98.708693	Modoc County Managed Funds
NORTHERN TRUST CORP 4 5/10/2027	665859AW4	4/12/2023	5/10/2027	300,000.00	296,337.00	292,371.00	97.457	Chandler Asset Management
NUMERICA CREDIT UN 4.7 5/30/2028	67054NBJ1	5/30/2023	5/30/2028	248,000.00	248,000.00	254,984.87	102.816479	Modoc County Managed Funds
OPTUM BANK INC. (#57408) 4.45 12/22/2028	68405VBV0	12/22/2023	12/22/2028	248,000.00	248,000.00	249,601.35	100.645704	Modoc County Managed Funds
OREGON COMMUNITY (#65856) 5 1/10/2025	68584JAJ8	1/12/2024	1/10/2025	248,000.00	248,000.00	247,535.11	99.812545	Modoc County Managed Funds
PACCAR FINANCIAL CORP 0.5 8/9/2024	69371RR40	8/9/2021	8/9/2024	45,000.00	44,975.70	44,197.65	98.217	Chandler Asset Management
PACCAR FINANCIAL CORP 0.9 11/8/2024	69371RR57	11/8/2021	11/8/2024	300,000.00	300,267.00	291,996.00	97.332	Chandler Asset Management
PACIFIC WESTERN BANK 5.65 4/5/2028-24	69506YYD5	4/5/2023	4/5/2028	248,000.00	248,000.00	248,073.10	100.029477	Modoc County Managed Funds
Pentagon Fed Credit Union 0.9 9/29/2026	70962LAS1	9/29/2021	9/29/2026	248,000.00	248,000.00	225,484.96	90.921356	Modoc County Managed Funds
PEOPLES SECURITY B&TC 5.45 3/30/2028-23	712303BF2	3/30/2023	3/30/2028	248,000.00	248,000.00	248,219.81	100.088634	Modoc County Managed Funds
PEPSICO INC. 2.75 4/30/2025	713448CT3	12/22/2022	4/30/2025	300,000.00	287,913.00	292,500.00	97.5	Chandler Asset Management
PNC BANK3.25 6/1/2025	69353REQ7	2/29/2024	6/1/2025	265,000.00	258,004.00	258,353.80	97.492	Chandler Asset Management
POINT WEST CU 5 4/13/2026	730716AF4	4/12/2023	4/13/2026	248,000.00	248,000.00	248,983.80	100.396695	Modoc County Managed Funds
PROLOGIS LP 4.875 6/15/2028	74340XCG4	6/28/2023	6/15/2028	30,000.00	29,868.90	30,044.10	100.147	Chandler Asset Management
PROLOGIS LP 4.875 6/15/2028	74340XCG4	6/28/2023	6/15/2028	40,000.00	39,755.60	40,058.80	100.147	Chandler Asset Management
PROLOGIS LP 4.875 6/15/2028	74340XCG4	6/29/2023	6/15/2028	30,000.00	29,847.90	30,044.10	100.147	Chandler Asset Management
PROLOGIS LP 4.875 6/15/2028	74340XCG4	1/29/2024	6/15/2028	250,000.00	252,182.50	250,367.50	100.147	Chandler Asset Management
PUBLIC SERVICE ELECTRIC3.65 9/1/2028	74456QBX3	9/11/2023	9/1/2028	300,000.00	280,803.00	286,740.00	95.58	Chandler Asset Management
RAYMOND JAMES BANK NA 1.85 12/30/2024	75472RAU5	12/30/2019	12/30/2024	248,000.00	248,000.00	241,252.05	97.279052	Modoc County Managed Funds
Rockland Credit Union (#24224) 4.35 12/29/2028	77357DAG3	12/29/2023	12/29/2028	248,000.00	248,000.00	248,702.31	100.283191	Modoc County Managed Funds
ROGUE CD 5.1 1/20/2028-23	77535MAM5	1/20/2023	1/20/2028	248,000.00	248,000.00	248,087.32	100.035208	Modoc County Managed Funds
ROYAL BANK OF CANADA 2.25 11/1/2024	78015K7C2	9/24/2020	11/1/2024	375,000.00	398,576.25	367,938.75	98.117	Chandler Asset Management
SALESFORCE 0.625 7/15/2024	79466LAG9	7/12/2021	7/15/2024	20,000.00	19,989.80	19,723.80	98.619	Chandler Asset Management
SALESFORCE 0.625 7/15/2024	79466LAG9	3/1/2022	7/15/2024	280,000.00	272,644.40	276,133.20	98.619	Chandler Asset Management
SALLE MAE BANK 0.85 6/17/2025	7954506P5	6/17/2020	6/17/2025	248,000.00	248,000.00	235,771.85	95.069294	Modoc County Managed Funds
SAN FRANCISCO CR UN 4.35 2/3/2028	79772FAG1	2/3/2023	2/3/2028	248,000.00	248,000.00	247,762.07	99.904059	Modoc County Managed Funds
SPOKANE TEACHERS CU 5 11/24/2025	849061AA4	11/23/2022	11/24/2025	248,000.00	248,000.00	248,273.14	100.110138	Modoc County Managed Funds
STATE BANK OF INDIA NY 1.35 12/30/2026	856285A27	12/30/2021	12/30/2026	248,000.00	248,000.00	226,883.73	91.485374	Modoc County Managed Funds
STATE STREET CORP 1.746 2/6/2026	857477BR3	2/7/2022	2/6/2026	35,000.00	35,000.00	33,833.80	96.668	Chandler Asset Management
STATE STREET CORP 1.746 2/6/2026	857477BR3	2/23/2022	2/6/2026	275,000.00	272,046.50	265,837.00	96.668	Chandler Asset Management
SYNCHRONY BANK 0.9 8/20/2026	87164WA32	8/20/2021	8/20/2026	248,000.00	248,000.00	226,703.52	91.41271	Modoc County Managed Funds
TAOT 2021-A MBS 0.26 5/15/2025	89240BAC2	2/8/2021	5/15/2025	5,991.75	5,990.64	5,961.21	99.49028	Chandler Asset Management
TARGET CORP 1.95 1/15/2027	87612EBM7	2/2/2022	1/15/2027	300,000.00	299,931.00	278,826.00	92.942	Chandler Asset Management
TECHNOLOGY FCU 5 4/28/2025	87868YAN3	4/26/2023	4/28/2025	248,000.00	248,000.00	247,850.66	99.939783	Modoc County Managed Funds
TEXAS EXCHANGE BANK 1 5/30/2025-20	88241THH6	6/2/2020	5/30/2025	248,000.00	248,000.00	236,574.14	95.392799	Modoc County Managed Funds
TIAA FSB 0.85 5/11/2026-22	87270LEA7	5/11/2021	5/11/2026	248,000.00	248,000.00	228,297.69	92.055522	Modoc County Managed Funds
T-Note 0.25 6/15/2024	91282CCG4	6/21/2021	6/15/2024	250,000.00	248,570.77	247,377.50	98.951	Modoc County Managed Funds
T-Note 0.25 7/31/2025	91282CAB7	3/31/2021	7/31/2025	250,000.00	244,970.70	235,205.00	94.082	Modoc County Managed Funds
T-Note 0.25 8/31/2025	91282CAJ0	9/24/2021	8/31/2025	300,000.00	294,534.38	281,319.00	93.773	Modoc County Managed Funds
T-Note 0.375 9/15/2024	91282CCX7	10/18/2021	9/15/2024	200,000.00	198,653.12	195,652.00	97.826	Modoc County Managed Funds
T-Note 0.5 3/31/2025	912828ZF0	9/20/2021	3/31/2025	250,000.00	249,488.28	239,110.00	95.644	Modoc County Managed Funds
T-Note 0.625 7/31/2026	91282CCP4	1/13/2022	7/31/2026	500,000.00	482,101.56	457,050.00	91.41	Modoc County Managed Funds
T-Note 0.75 4/30/2026	91282CBW0	4/30/2021	4/30/2026	250,000.00	248,535.16	231,025.00	92.41	Modoc County Managed Funds
T-Note 0.75 4/30/2026	91282CBW0	5/19/2021	4/30/2026	250,000.00	249,390.62	231,025.00	92.41	Modoc County Managed Funds
T-Note 0.875 9/30/2026	91282CCZ2	10/18/2021	9/30/2026	200,000.00	198,012.50	183,094.00	91.547	Modoc County Managed Funds
T-Note 1.125 10/31/2026	91282CDG3	11/1/2021	10/31/2026	250,000.00	249,091.80	229,687.50	91.875	Modoc County Managed Funds
T-Note 1.125 10/31/2026	91282CDG3	11/17/2021	10/31/2026	300,000.00	298,378.12	275,625.00	91.875	Modoc County Managed Funds
T-Note 1.125 10/31/2026	91282CDG3	11/26/2021	10/31/2026	300,000.00	297,440.62	275,625.00	91.875	Modoc County Managed Funds
T-Note 1.25 11/30/2026	91282CDK4	11/30/2021	11/30/2026	300,000.00	300,360.22	275,943.00	91.981	Modoc County Managed Funds
T-Note 1.25 12/31/2026	91282CDQ1	1/5/2022	12/31/2026	500,000.00	497,324.22	459,180.00	91.836	Modoc County Managed Funds
T-Note 1.5 1/31/2027	912828Z78	2/9/2022	1/31/2027	300,000.00	296,081.25	276,738.00	92.246	Modoc County Managed Funds
T-Note 1.5 9/30/2024	912828YH7	3/19/2021	9/30/2024	250,000.00	259,058.60	245,395.00	98.158	Modoc County Managed Funds

Description	CUSIP/Ticker	Settlement Date	Maturity Date	Face Amount/Shares	Cost Value	Market Value	Market Price	Portfolio Name
T-Note 1.5 9/30/2024	912828YH7	2/14/2022	9/30/2024	250,000.00	249,468.75	245,395.00	98.158	Modoc County Managed Funds
T-Note 1.625 10/31/2026	912828YQ7	10/12/2021	10/31/2026	400,000.00	411,712.50	372,452.00	93.113	Modoc County Managed Funds
T-Note 1.75 12/31/2024	912828YY0	6/21/2021	12/31/2024	250,000.00	260,347.66	243,770.00	97.508	Modoc County Managed Funds
T-Note 2.125 4/1/2024	912828W71	1/19/2022	4/1/2024	300,000.00	306,815.62	300,000.00	100	Modoc County Managed Funds
T-Note 2.75 7/31/2027	91282CFB2	3/5/2024	7/31/2027	300,000.00	285,436.22	285,024.00	95.008	Modoc County Managed Funds
T-Note 2.75 8/31/2025	9128284Z0	4/25/2022	8/31/2025	250,000.00	248,785.16	242,880.00	97.152	Modoc County Managed Funds
T-Note 3.125 11/15/2028	9128285M8	1/5/2024	11/15/2028	350,000.00	336,755.02	333,553.50	95.301	Modoc County Managed Funds
T-Note 4.25 1/31/2026	91282CJV4	3/12/2024	1/31/2026	300,000.00	298,717.97	297,693.00	99.231	Modoc County Managed Funds
TORONTO-COMINION BANK 0.75 9/11/2025	89114QCK2	4/20/2022	9/11/2025	300,000.00	275,424.00	281,820.00	93.94	Chandler Asset Management
TOYOTA FIN SVG 0.95 7/15/2026	89235MLC3	7/15/2021	7/15/2026	248,000.00	248,434.00	227,476.97	91.724585	Modoc County Managed Funds
TOYOTA MOTOR CR CORP 4.8 1/10/2025	89236TKN4	1/12/2023	1/10/2025	350,000.00	349,758.50	348,631.50	99.609	Chandler Asset Management
TRUIST FINANCIAL CORP 2.5 8/1/2024	05531FBH5	6/14/2021	8/1/2024	300,000.00	317,568.00	296,679.00	98.893	Chandler Asset Management
TTCU FED CU 5 7/26/2028	89854LAD5	7/26/2023	7/26/2028	248,000.00	248,000.00	254,872.18	102.771039	Modoc County Managed Funds
TUCSON FEDERAL CREDIT UNION (#2157) 5 9/8/2028	898812AC6	9/8/2023	9/8/2028	248,000.00	248,000.00	255,085.46	102.857041	Modoc County Managed Funds
TVA 3.875 3/15/2028	880591EZ1	11/21/2023	3/15/2028	300,000.00	292,358.10	294,906.00	98.302	Modoc County Managed Funds
TVA BD 25 0.75 5/15/2025	880591EW8	4/21/2021	5/15/2025	250,000.00	251,392.50	238,545.00	95.418	Modoc County Managed Funds
TVA BD 25 0.75 5/15/2025	880591EW8	2/11/2022	5/15/2025	250,000.00	241,362.00	238,545.00	95.418	Modoc County Managed Funds
UBS BANK USA 0.9 7/21/2026	90348JQ60	7/21/2021	7/21/2026	248,000.00	248,000.00	226,926.63	91.502674	Modoc County Managed Funds
UMASSFIVE COLLEGE (#18181) 5 12/8/2027	90407LAH6	12/8/2023	12/8/2027	248,000.00	248,000.00	253,006.80	102.018871	Modoc County Managed Funds
UNITED TELETECH FCU (#18195) 5.1 10/20/2027	913065AC2	10/20/2023	10/20/2027	248,000.00	248,000.00	253,478.99	102.20927	Modoc County Managed Funds
UNITEDHEALTH GROUP INC 0.55 5/15/2024	91324PEB4	6/28/2021	5/15/2024	300,000.00	299,547.00	298,218.00	99.406	Chandler Asset Management
UNIVEST BANK & TRUST 4.55 6/21/2027	91527PCB1	6/21/2023	6/21/2027	248,000.00	248,000.00	248,304.83	100.122914	Modoc County Managed Funds
USALLIANCE CU 4.75 12/30/2027	90352RCX1	12/30/2022	12/30/2027	248,000.00	248,000.00	250,977.80	101.200724	Modoc County Managed Funds
UTAH FIRST FED CU 5 7/21/2028	91739JAB1	7/21/2023	7/21/2028	248,000.00	248,000.00	254,858.68	102.765598	Modoc County Managed Funds
VISA INC 3.15 12/14/2025	92826CAD4	12/22/2022	12/14/2025	300,000.00	289,233.00	291,777.00	97.259	Chandler Asset Management
VYSTAR CREDIT UNION 4.45 10/7/2027	92891CCR1	10/7/2022	10/7/2027	248,000.00	248,000.00	247,806.13	99.921825	Modoc County Managed Funds
WALMART INC 1.05 9/17/2026	931142ER0	9/17/2021	9/17/2026	25,000.00	24,952.75	22,926.25	91.705	Chandler Asset Management
WALMART INC 3.95 9/9/2027	931142EX7	4/12/2023	9/9/2027	350,000.00	350,994.00	343,969.50	98.277	Chandler Asset Management
WEBBANK 1 12/30/2024-22	947547NT8	12/29/2021	12/30/2024	248,000.00	248,000.00	239,694.75	96.651109	Modoc County Managed Funds
WELLS FARGO BANK NA 2.65 5/24/2024	949763B96	5/24/2019	5/24/2024	248,000.00	248,000.00	246,930.13	99.5686	Modoc County Managed Funds
WESTERN ALLIANCE BK 5.25 5/24/2024	95763PMY4	5/26/2023	5/24/2024	248,000.00	248,000.00	247,833.84	99.933002	Modoc County Managed Funds
WESTSTREET 4.95 11/18/2025	961442AC4	11/18/2022	11/18/2025	248,000.00	248,000.00	248,030.18	100.012171	Modoc County Managed Funds
ZIONS BANCORP 5.4 9/27/2024	98970LC43	3/31/2023	9/27/2024	248,000.00	248,000.00	247,949.20	99.979516	Modoc County Managed Funds
Sub Total / Average Bank of New York Mellon 4500				**58,817,952.46**	**58,521,690.04**	**57,109,822.32**	**97.095903**	

None

BNY MELLON

The Bank of New York Mellon Trust Company, N.A.

Account Statement

Statement Period 03/01/2024 Through 03/31/2024

Account 00244500 Base Currency = USD
MODOC COUNTY CUSTODY ACCOUNT

CLIENT SERVICE MANAGER: DEAN KOZUSKO
4655 SALISBURY ROAD, SUIT
JACKSONVILLE , FL 32256
9049984710
DEAN.KOZUSKO@BNYMELLON.COM

Go Paperless.
Securely access your accounts online to view your statements. Ask your BNY Mellon contact how we can help you access your account balances and activity in real time, receive your reports, enter your own transactions or submit an audit confirmation online. Also be sure to ask how NEXEN(SM) Gateway, our new cloud-based ecosystem, can help you.

Visit us at www.bnymellon.com

Account Overview

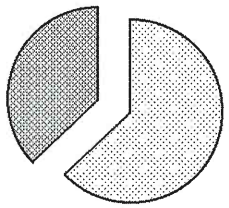

Percent of all Investments	Asset Classification	Market Value
63%	FIXED INCOME	35,739,476.52
37%	CASH AND SHORT TERM	21,370,345.76
100%	**TOTAL OF ALL INVESTMENTS**	**57,109,822.28**

Summary of Assets Held by Asset Classification

Asset Classification	Market Value	Cost	Accrued Income	Estimated Annual Income	Market Yield
FIXED INCOME	35,739,476.52	36,700,775.33	214,215.92	960,322.39	2.69 %
CASH AND SHORT TERM	21,370,345.76	21,820,916.33	93,696.21	755,380.80	3.53 %
ACCOUNT TOTALS	**57,109,822.28**	**58,521,691.66**	**307,912.13**	**1,715,703.19**	**3.00 %**

Summary of Cash Transactions by Transaction Category

	Current Period			Year-to-Date	
Transaction Category	Income	Principal	Realized Gains/Losses	Income	Principal
OPENING BALANCE	**155,059.03-**	**155,059.03**		**141,552.16-**	**141,552.16**
DIVIDENDS	2,524.48	0.00	0.00	7,234.20	0.00
INTEREST	171,100.75	0.00	0.00	430,268.66	0.00
SALES AND REDEMPTIONS	10,793.91	3,657,456.44	31,899.90-	304,215.06	9,237,591.60

e 094226 n 080043 a 02 t DOM i WI s 305,707

Modoc County
Date To Date
MONTHLY Proof for Accuracy: MM, LGIP or Cash
Report Format: By Transaction
Group By: Issuer
Portfolio / Report Group: All Portfolios
Begin Date: 2/29/2024, End Date: 3/31/2024

Description	CUSIP/Ticker	Beginning Face Amount/Shares	Buys Quantity	Sells Quantity	Interest/Dividends	Ending Face Amount/Shares	Portfolio Name	Ending YTM @ Cost
Bank of New York Mellon								
Bank of New York MellonCash	CASH244500	0.00	19,221.98	0.00	0.00	19,221.98	Chandler Asset Management	0.000
Sub Total/Average Bank of New York Mellon		**0.00**	**19,221.98**	**0.00**	**0.00**	**19,221.98**		**0.000**
CalTrust - Medium Term								
CalTrust - Medium Term MM	MM4210M	1,374,641.77	4,036.76	0.00	4,036.76	1,378,678.53	CalTrust	3.960
Sub Total/Average CalTrust - Medium Term		**1,374,641.77**	**4,036.76**	**0.00**	**4,036.76**	**1,378,678.53**		**3.960**
CAMP								
CAMP LGIP	LGIP6065-001	8,410,550.88	2,037,919.83	1,550,000.00	37,919.83	8,898,470.71	Local Agency Investment Securities	5.480
Sub Total/Average CAMP		**8,410,550.88**	**2,037,919.83**	**1,550,000.00**	**37,919.83**	**8,898,470.71**		**5.480**
Fidelity								
Fidelity MM	MM4500	117,595.87	2,251,502.24	1,570,254.82	2,524.48	798,843.29	Chandler Asset Management	5.220
Sub Total/Average Fidelity		**117,595.87**	**2,251,502.24**	**1,570,254.82**	**2,524.48**	**798,843.29**		**5.220**
LAIF								
LAIF LGIP	LGIP5000	635,804.43	0.00	0.00	0.00	635,804.43	Local Agency Investment Securities	4.232
Sub Total/Average LAIF		**635,804.43**	**0.00**	**0.00**	**0.00**	**635,804.43**		**4.232**
Plumas Bank								
Plumas Bank Cash	CASH1039	1,400,000.00	0.00	0.00	0.00	1,400,000.00	Plumas Bank	0.000
Plumas Bank MM	MM1266	1,091,749.27	4,533,697.36	4,062,811.98	395.29	1,562,634.65	Plumas Bank	0.460
Sub Total/Average Plumas Bank		**2,491,749.27**	**4,533,697.36**	**4,062,811.98**	**395.29**	**2,962,634.65**		**0.243**
Total / Average		**13,030,342.22**	**8,846,378.17**	**7,183,066.80**	**44,876.36**	**14,693,653.59**		**4.206**

Statement of Assets Held by Asset Classification - Continued

Shares/Par Value	Asset Description	Market Price	Market Value	Cost	Average Cost	Accrued Income	Estimated Income	Market Yield
	CASH BALANCE		19,221.98	19,221.98	0.00000	0.00	0.00	0.00%
Total CASH AND SHORT TERM			**21,370,345.76**	**21,820,916.33**		**93,696.21**	**755,380.80**	**3.53%**
ACCOUNT TOTALS			**57,109,822.28**	**58,521,691.66**		**307,912.13**	**1,715,703.19**	**3.00%**

Total Market Value Plus Total Accrued Income 57,417,734.41

Statement of Transactions by Transaction Date

Transaction Date	Transaction Description	Income	Principal	Cost	Realized Gains/Losses
03/01/24	**ACCOUNT OPENING PERIOD BALANCE**	**155,059.03-**	**155,059.03**	**58,392,525.85**	
03/01/24	Purchase FIDELITY INVESTMENT MM GOV 1 57 TRADE DATE 03/01/24 SET/DATE 03/01/24 CUSIP X9USDFIIN 400,000.000 SHARES	0.00	400,000.00-	400,000.00	0.00
03/01/24	Purchase FIDELITY INVST MMKT GOVT 57 TRADE DATE 03/01/24 SET/DATE 03/01/24 CUSIP X9USDFIINI 16,929.700 SHARES	16,929.70-	0.00	16,929.70	0.00
03/01/24	Sale GRANT CNTY ST BK SWAYZEE IN 29AUG28 RATE: 4.550% MATURITY: 08/29/28 TRADE DATE 02/28/24 SET/DATE 03/01/24 CUSIP 38779MAA8 248,000.000 SHARES	30.92	248,248.00	248,000.00-	248.00
03/01/24	Redemption JPMORGAN CHASE & CO CALL RATE OF ACTION: 100 EX 03012024 PAY 03012024 RATE: 3.220% MATURITY: 03/01/25 CUSIP 46647PAH9 400,000.000 SHARES	0.00	400,000.00	432,036.00-	32,036.00-
03/01/24	Interest AUSTIN TELCO FED CR UN TEX 27NOV26 RATE: 5.050% MATURITY: 11/27/26 TRADE DATE 03/01/24 SET/DATE 03/01/24 CUSIP 052392CC9 248,000.000 SHARES	995.06	0.00	0.00	0.00
03/01/24	Interest	896.54	0.00	0.00	0.00

e 094226 n 080043 a 02 t DOM i WI s 305,731

CalTRUST
PO Box 2709
Granite Bay, CA 95746
www.caltrust.org
Email: admin@caltrust.org
Fax: 402-963-9094
Phone: 833-CALTRUST (225-8787)

Investment Account Summary

03/01/2024 through 03/31/2024

SUMMARY OF INVESTMENTS

Fund	Account Number	Total Shares Owned	Net Asset Value per Share on Mar 31 ($)	Value on Mar 31 ($)	Average Cost Amount ($)	Cumulative Change in Value ($)
MODOC COUNTY	**20100014210**					
CalTRUST Medium Term Fund	20100014210	137,031.594	9.76	1,337,428.36	1,378,678.53	(41,250.17)
	Portfolios Total value as of 03/31/2024			**1,337,428.36**		

DETAIL OF TRANSACTION ACTIVITY

Activity Description	Activity Date	Amount ($)	Amount in Shares	Balance in Shares	Price per Share ($)	Balance ($)	Average Cost Amt ($)	Realized Gain/(Loss) ($)
CalTRUST Medium Term Fund			**MODOC COUNTY**				**Account Number: 20100014210**	
Beginning Balance	03/01/2024			136,617.992	9.75	1,332,025.42		
Accrual Income Div Reinvestment	**03/28/2024**	4,036.76	**413.602**	**137,031.594**	**9.76**	**1,337,428.36**	**0.00**	**0.00**
Change in Value						1,366.18		
Closing Balance as of	**Mar 31**			**137,031.594**	**9.76**	**1,337,428.36**		

Please note that this information should not be construed as tax advice and it is recommended that you consult with a tax professional regarding your account.

CALTRUST
A PUBLIC AGENCY

CalTRUST Medium Term Fund
Month End Portfolio Statistics
March 31, 2024

	CalTRUST Medium Term	BofAML 1-3 Corp & Gov't, A Rated and Above
Net Assets	$991,705,717.16	N/A
NAV per Share	$9.76	N/A
30 Day SEC Yield	4.58%	N/A
Distribution Yield	3.96%	N/A
Period Net Total Return	0.41%	0.38%
Effective Duration	2.09 yrs	N/A
Average Maturity	2.33 yrs	N/A
Weighted Average Life	2.29 yrs	N/A

	CalTRUST Medium Term Net Total Return	CalTRUST Medium Term Yield	BofAML 1-3 Corp & Gov't, A Rated and Above
One Month	0.41%	0.34%	0.38%
Three Month	0.35%	0.98%	0.46%
Six Month	3.21%	1.96%	3.13%
One Year*	3.52%	3.77%	3.60%
Two Year*	1.96%	2.85%	1.92%
Three Year*	0.34%	2.03%	0.27%
Five Year*	1.35%	1.85%	1.38%
Ten Year*	1.22%	1.56%	1.31%
Since Inception*	1.87%	1.99%	2.15%

*Annualized

Portfolio Sector Breakdown



- ABS - 10.82%
- Government Related - 18.70%
- Investment Grade Corporates - 20.70%
- Municipal Securities - 3.01%
- STIF Funds - 0.81%
- Treasuries - 45.96%

Rated AA-f by S&P Global Ratings

Account Statement

For the Month Ending **March 31, 2024**

Modoc County - Modoc County - 6065-001

Trade Date	Settlement Date	Transaction Description	Share or Unit Price	Dollar Amount of Transaction	Total Shares Owned
CAMP Pool					
Opening Balance					**8,410,550.88**
03/06/24	03/06/24	Redemption - Outgoing Wires	1.00	(100,000.00)	8,310,550.88
03/07/24	03/07/24	Redemption - Outgoing Wires	1.00	(100,000.00)	8,210,550.88
03/13/24	03/13/24	Redemption - Outgoing Wires	1.00	(350,000.00)	7,860,550.88
03/18/24	03/18/24	Purchase - Incoming Wires	1.00	500,000.00	8,360,550.88
03/21/24	03/21/24	Redemption - Outgoing Wires	1.00	(1,000,000.00)	7,360,550.88
03/26/24	03/26/24	Purchase - Incoming Wires	1.00	800,000.00	8,160,550.88
03/27/24	03/27/24	Purchase - Incoming Wires	1.00	700,000.00	8,860,550.88
03/28/24	04/01/24	Accrual Income Div Reinvestment - Distributions	1.00	37,919.83	8,898,470.71
Closing Balance					**8,898,470.71**

	Month of March	Fiscal YTD July-March
Opening Balance	8,410,550.88	10,288,394.01
Purchases	2,037,919.83	15,010,076.70
Redemptions (Excl. Checks)	(1,550,000.00)	(16,400,000.00)
Check Disbursements	0.00	0.00
Closing Balance	**8,898,470.71**	**8,898,470.71**
Cash Dividends and Income	37,919.83	398,731.49

Closing Balance	8,898,470.71
Average Monthly Balance	8,175,121.18
Monthly Distribution Yield	5.48%

Account Statement - Transaction Summary

For the Month Ending **March 31, 2024**

Modoc County - Modoc County - 6065-001

CAMP Pool	
Opening Market Value	8,410,550.88
Purchases	2,037,919.83
Redemptions	(1,550,000.00)
Unsettled Trades	0.00
Change in Value	0.00
Closing Market Value	**$8,898,470.71**
Cash Dividends and Income	37,919.83

Asset Summary

	March 31, 2024	February 29, 2024
CAMP Pool	8,898,470.71	8,410,550.88
Total	**$8,898,470.71**	**$8,410,550.88**

Asset Allocation



Statement of Assets Held by Asset Classification - Continued

Shares/Par Value	Asset Description	Market Price	Market Value	Cost	Average Cost	Accrued Income	Estimated Income	Market Yield
	MATURITY DATE: 05/19/2027 RATE: 3.200%							
248,000.000	DORT FINL CR UN GRAND BLANC 28JUN28 CUSIP: 25844MBD9 MATURITY DATE: 06/28/2028 RATE: 4.600%	102.22406	253,515.66		0• *	81.68	11,408.00	4.50%
248,000.000	EAGLEMARK SVGS BK CARSON CI 02MAR27 CUSIP: 27004PCM3 MATURITY DATE: 03/02/2027 RATE: 2.000%	92.77461	230,081.03		516,977•72 + 281,865•57 + 002•••••••••••••	80.49	4,960.00	2.16%
248,000.000	EMPOWER FED CR UNION SYRACU 23OCT28 CUSIP: 291916AG9 MATURITY DATE: 10/23/2028 RATE: 5.100%	103.49637	256,671.00		798,843•29 *	93.04	12,648.00	4.93%
65,000.000	ENERBANK USA SALT LAKE CITY 10JUL25 CUSIP: 29278TPX2 MATURITY DATE: 07/10/2025 RATE: 0.650%	94.59452	61,486.44			92.60	422.50	0.69%
138,000.000	ENERBANK USA SALT LAKE CITY 29JAN25 CUSIP: 29278TMR8 MATURITY DATE: 01/29/2025 RATE: 1.800%	96.92868	133,761.58			04.16	2,484.00	1.86%
516,977.720	FIDELITY INVESTMENT MM GOV 1 57 CUSIP: X9USDFIIN	1.00000	516,977.72	516,977.72	1.00000	0.00	26,975.35	5.22%
281,865.570	FIDELITY INVST MMKT GOVT 57 CUSIP: X9USDFIIN	1.00000	281,865.57	281,865.57	1.00000	0.00	14,707.45	5.22%
248,000.000	FINANCIAL PLUS CR UN FLINT 17JAN29 CUSIP: 31764MAB8 MATURITY DATE: 01/17/2029 RATE: 4.050%	99.06088	245,670.97	248,000.00	100.00000	357.73	10,044.00	4.09%
248,000.000	FIRST HORIZON BK MEMPHIS TE 02DEC24 CUSIP: 337158BB4 MATURITY DATE: 12/02/2024 RATE: 5.150%	99.87691	247,694.74	248,000.00	100.00000	4,234.01	12,772.00	5.16%
248,000.000	FIRST NATL BK AMER EAST LAN 28JAN26 CUSIP: 32110YSG1 MATURITY DATE: 01/28/2026 RATE: 0.500%	92.22403	228,715.60	248,000.00	100.00000	101.92	1,240.00	0.54%
248,000.000	FIRST TECHNOLOGY FED CR UN 12APR24 CUSIP: 33715LEW6 MATURITY DATE: 04/12/2024 RATE: 5.350%	99.99597	247,990.02	248,000.00	100.00000	654.31	13,268.00	5.35%
248,000.000	FLAGSTAR BK FSB BLOOMFIELD 15MAY25 CUSIP: 33847E3J4 MATURITY DATE: 05/15/2025 RATE: 0.900%	95.36517	236,505.63	248,000.00	100.00000	831.65	2,232.00	0.94%
248,000.000	FREEDOM NORTHWEST CR UN KAM 18SEP26 CUSIP: 356436AQ8 MATURITY DATE: 09/18/2026 RATE: 5.350%	101.56244	251,874.85	248,000.00	100.00000	399.86	13,268.00	5.27%

e 094226 n 080043 a 02 t DOM I WI s 305,726

California State Treasurer
Fiona Ma, CPA

Local Agency Investment Fund
P.O. Box 942809
Sacramento, CA 94209-0001
(916) 653-3001

April 02, 2024

LAIF Home
PMIA Average Monthly Yields

MODOC COUNTY

TREASURER
204 S. COURT STREET
ALTURAS, CA 96101

Tran Type Definitions

Account Number: 99-25-000

March 2024 Statement

Account Summary

Total Deposit:	0.00	Beginning Balance:	635,804.43
Total Withdrawal:	0.00	Ending Balance:	635,804.43

PMIA/LAIF Performance Report
as of 4/3/24

Quarterly Performance
Quarter Ended 12/31/23

LAIF Apportionment Rate[2]:	4.00
LAIF Earnings Ratio[2]:	0.00010932476863589
LAIF Administrative Cost[1]*:	0.29
LAIF Fair Value Factor[1]:	0.993543131
PMIA Daily[1]:	3.96
PMIA Quarter to Date[1]:	3.81
PMIA Average Life[1]:	230

PMIA Average Monthly Effective Yields[1]

March	**4.232**
February	4.122
January	4.012
December	3.929
November	3.843
October	3.670

Pooled Money Investment Account
Monthly Portfolio Composition [1]
2/29/24
$164.3 billion

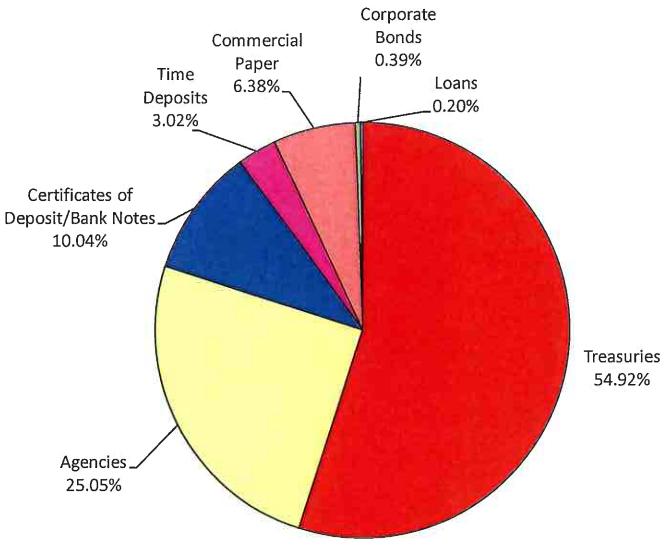

Chart does not include $2,059,000.00 in mortgages, which equates to 0.001%. Percentages may not total 100% due to rounding.

Daily rates are now available here. View PMIA Daily Rates

Notes: The apportionment rate includes interest earned on the CalPERS Supplemental Pension Payment pursuant to Government Code 20825 (c)(1) and interest earned on the Wildfire Fund loan pursuant to Public Utility Code 3288 (a).

**The percentage of administrative cost equals the total administrative cost divided by the quarterly interest earnings. The law provides that administrative costs are not to exceed 5% of quarterly EARNINGS of the fund. However, if the 13-week Daily Treasury Bill Rate on the last day of the fiscal year is below 1%, then administrative costs shall not exceed 8% of quarterly EARNINGS of the fund for the subsequent fiscal year.*

Source:
[1] State of California, Office of the Treasurer
[2] State of Calfiornia, Office of the Controller

PLUMAS BANK
35 S. Lindan Ave. Quincy, CA 95971

STATEMENT OF ACCOUNT

ACCOUNT NO.	STATEMENT ENDING	PAGE
171001039	03/31/2024	Page 1

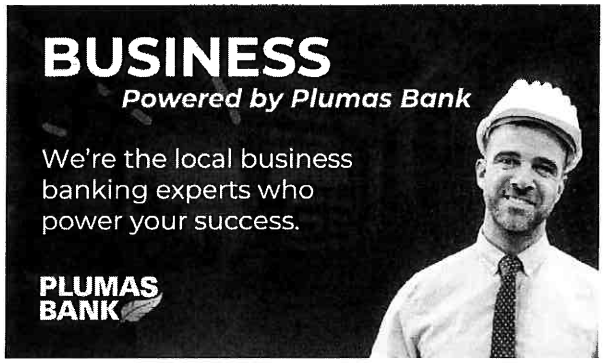

COUNTY OF MODOC
ROUTE TO ALTURAS
HOLD - CUSTOMER PICK UP

Be Cautious! Remember, Plumas Bank will never contact you via text message, email or phone to ask for your account numbers or passwords. If you suspect you may be a victim of identity theft, contact us at 1.888.375.8627.

DATE	TYPE	DESCRIPTION	AMOUNT

RD ANALYSIS-WAIVED : 171001039

Previous Balance on 2/29/24	$ 1,400,000.00
226 Deposits and Other Additions (Credits)	+ 10,651,170.11
111 Checks and Other Charges (Debits)	- 10,651,170.11
Ending Balance on 3/31/24	$ 1,400,000.00

Checking Account Transactions

3/01/24	CSH MGMNT TRANSFER IN Checking 171701266		280,679.25 +
3/01/24	ACH CREDIT	JOURNAL TECHNOLO AP	25.00 +
3/01/24	ACH CREDIT	SIMPLIFILE LC CLERK/RECO	170.00 +
3/01/24	ACH CREDIT	Heartland ACH FUNDS	438.65 +
3/01/24	ACH CREDIT	HRTLAND PMT SYS TXNS/FEES	2,256.59 +
3/01/24	REMOTE DEPOSIT		4,769.32 +
3/01/24	REMOTE DEPOSIT		103,819.45 +
3/04/24	CSH MGMNT TRANSFER IN Checking 171701266		97,901.36 +
3/04/24	ACH CREDIT	FNTG Hold6466 PAYMENTS	23.00 +
3/04/24	ACH CREDIT	JOURNAL TECHNOLO AP	233.00 +
3/04/24	ACH CREDIT	HRTLAND PMT SYS TXNS/FEES	271.30 +
3/04/24	ACH CREDIT	Heartland ACH FUNDS	754.04 +
3/04/24	ACH CREDIT	SIMPLIFILE LC CLERK/RECO	809.50 +
3/04/24	ACH CREDIT	HRTLAND PMT SYS TXNS/FEES	2,344.55 +
3/04/24	ACH CREDIT	HRTLAND PMT SYS TXNS/FEES	2,792.54 +
3/04/24	REGULAR DEPOSIT		380.00 +
3/04/24	REGULAR DEPOSIT		449.84 +
3/04/24	REMOTE DEPOSIT		3,242.64 +
3/05/24	CSH MGMNT TRANSFER IN Checking 171701266		157,318.04 +
3/05/24	ACH CREDIT	SIMPLIFILE LC CLERK/RECO	15.75 +
3/05/24	ACH CREDIT	Heartland ACH FUNDS	337.65 +
3/05/24	ACH CREDIT	HRTLAND PMT SYS TXNS/FEES	346.49 +
3/05/24	ACH CREDIT	JOURNAL TECHNOLO AP	564.00 +
3/05/24	ACH CREDIT	APPORT ST OF CA APSAPPORTS	234,532.54 +
3/05/24	REGULAR DEPOSIT		3,031.03 +
3/05/24	REMOTE DEPOSIT		14,462.44 +
3/05/24	REMOTE DEPOSIT		58,718.91 +

PLUMAS BANK
35 S. Lindan Ave. Quincy, CA 95971

STATEMENT OF ACCOUNT

ACCOUNT NO.	STATEMENT ENDING	PAGE
171701266	03/31/2024	Page 1

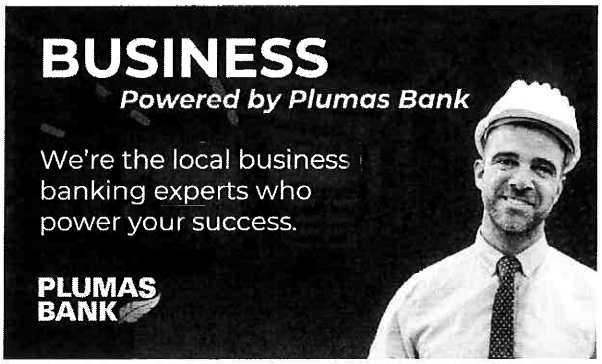

COUNTY OF MODOC
ROUTE TO ALTURAS BRANCH
HOLD - CUSTOMER PICK UP

Be Cautious! Remember, Plumas Bank will never contact you via text message, email or phone to ask for your account numbers or passwords. If you suspect you may be a victim of identity theft, contact us at 1.888.375.8627.

DATE	TYPE	DESCRIPTION	AMOUNT

BUS MONEY MARKET SWEEP : 171701266

Previous Balance on 2/29/24	$	1,091,749.27
12 Deposits and Other Additions (Credits)	+	4,533,697.36
13 Checks and Other Charges (Debits)	-	4,062,811.98
Ending Balance on 3/31/24	$	1,562,634.65

Checking Account Transactions

3/07/24	CSH MGMNT TRANSFER IN Checking 171001039	60,122.37	+
3/08/24	CSH MGMNT TRANSFER IN Checking 171001039	21,068.76	+
3/11/24	CSH MGMNT TRANSFER IN Checking 171001039	148,958.25	+
3/13/24	CSH MGMNT TRANSFER IN Checking 171001039	695,496.27	+
3/15/24	CSH MGMNT TRANSFER IN Checking 171001039	253,291.42	+
3/19/24	CSH MGMNT TRANSFER IN Checking 171001039	176,681.76	+
3/21/24	CSH MGMNT TRANSFER IN Checking 171001039	880,795.61	+
3/22/24	CSH MGMNT TRANSFER IN Checking 171001039	238,197.23	+
3/25/24	CSH MGMNT TRANSFER IN Checking 171001039	1,329,372.99	+
3/27/24	CSH MGMNT TRANSFER IN Checking 171001039	614,968.88	+
3/29/24	CSH MGMNT TRANSFER IN Checking 171001039	114,348.53	+
3/31/24	INTEREST DEPOSIT	395.29	+
3/01/24	CSH MGMNT TRANSFER OUT Checking 171001039	280,679.25	-
3/01/24	INTEREST RATE CHANGE	.3800	
3/04/24	CSH MGMNT TRANSFER OUT Checking 171001039	97,901.36	-
3/05/24	CSH MGMNT TRANSFER OUT Checking 171001039	157,318.04	-
3/06/24	CSH MGMNT TRANSFER OUT Checking 171001039	14,563.24	-
3/12/24	CSH MGMNT TRANSFER OUT Checking 171001039	183,733.03	-
3/13/24	INTEREST RATE CHANGE	.4600	
3/14/24	CSH MGMNT TRANSFER OUT Checking 171001039	57,152.17	-
3/18/24	ACH DEBIT PLUMAS BANK WIRE TF	500,000.00	-
3/18/24	CSH MGMNT TRANSFER OUT Checking 171001039	195,892.98	-
3/18/24	INTEREST RATE CHANGE	.3800	
3/20/24	CSH MGMNT TRANSFER OUT Checking 171001039	911,285.46	-
3/20/24	INTEREST RATE CHANGE	.1800	
3/21/24	INTEREST RATE CHANGE	.3800	
3/22/24	INTEREST RATE CHANGE	.4600	

IMPORTANT INFORMATION
REGARDING YOUR PLUMAS PLUS ACCOUNT

1. This statement covers the billing period through the closing date shown at the top of the statement. All advances and payments after this date will appear on your next statement.
2. The "Previous Balance", which was the "New Balance" on your previous month's statement plus "Advances" minus "Payments" minus "Credits" equals the "New Balance" shown.
3. The "Credit Available" is the amount left for your use at the end of the statement period, within the amount approved.
4. Method Used to Determine the Balance on which the FINANCE CHARGE will be computed. A daily FINANCE CHARGE will be imposed on all credit advances made under your Credit Line imposed from the date of each credit advance based on the "daily balance" method. To get the daily balance, we take the beginning balance of your Credit Line Account each day, add any new advances and subtract any unpaid FINANCE CHARGES and any payments or credits. This gives us the "daily balance".
5. The "Payment Due" as shown on the face of the statement is the amount of all current and prior month's payments which have not yet been charged to your checking account.

Billing Error Rights

What to do if you find a mistake on your statement. If you think there is an error on your statement, write us at:

Plumas Bank
P. O. Box 210
Quincy, CA 95971

You may also contact us on the web: www.plumasbank.com

In your letter, give us the following information:

- *Account information:* Your name and account number.
- *Dollar amount:* The dollar amount of the suspected error.
- *Description of problem:* If you think there is an error on your bill, describe what you believe is wrong and why you believe it is a mistake.

You must contact us within 60 days after the error appeared on your statement.

You must notify us of any potential errors *in writing*. You may call us, but if you do we are not required to investigate any potential errors and you may have to pay the amount in question.

While we investigate whether or not there has been an error, the following are true:

- We cannot try to collect the amount in question, or report you as delinquent on that amount.
- The charge in question may remain on your statement, and we may continue to charge you interest on that amount. But, if we determine that we made a mistake, you will not have to pay the amount in question or any interest or other fees related to that amount.
- While you do not have to pay the amount in question, you are responsible for the remainder of your balance.
- We can apply any unpaid amount against your credit limit.

Electronic Funds Transfers-IN CASE OF ERRORS OR QUESTIONS ABOUT YOUR ELECTRONIC FUNDS TRANSFERS:

Telephone us at (800) 422-6584 or write us at 35 S. Lindan Avenue Quincy, CA 95971-9122, as soon as possible if you think your statement is wrong or if you need more information about a transfer or the statement. We must hear from you no later than 60 days after we sent you the FIRST statement on which the error or problem appeared.

1. Tell us your name and account number.
2. Describe the error or the transfer you are unsure about and explain as clearly as you can why you believe there is an error or why you need more information.
3. Tell us the dollar amount of the suspected error.

We will investigate your complaint and will correct any error promptly. If we take more than 10 business days to do this we will re-credit your account for the amount you think is in error, so that you will have use of the money during the time it takes us to complete our investigation. Sales tax is included in check printing charges when applicable.

3/01/2021

3/25/24	INTEREST RATE CHANGE	.5300
3/26/24	ACH DEBIT PLUMAS BANK WIRE TF	800,000.00 -
3/26/24	CSH MGMNT TRANSFER OUT Checking 171001039	153,214.89 -
3/26/24	INTEREST RATE CHANGE	.4600
3/27/24	ACH DEBIT PLUMAS BANK WIRE TF	700,000.00 -
3/28/24	CSH MGMNT TRANSFER OUT Checking 171001039	11,071.56 -

DAILY BALANCE SUMMARY

-Date	Balance-	-Date	Balance-	-Date	Balance-	-Date	Balance-
2/29	1,091,749.27	3/08	622,478.51	3/18	783,446.27	3/26	1,543,993.51
3/01	811,070.02	3/11	771,436.76	3/19	960,128.03	3/27	1,458,962.39
3/04	713,168.66	3/12	587,703.73	3/20	48,842.57	3/28	1,447,890.83
3/05	555,850.62	3/13	1,283,200.00	3/21	929,638.18	3/29	1,562,239.36
3/06	541,287.38	3/14	1,226,047.83	3/22	1,167,835.41	3/31	1,562,634.65
3/07	601,409.75	3/15	1,479,339.25	3/25	2,497,208.40		

Interest Paid Year to Date is	1,106.62
Low Balance for Period was	48,842.57
Average Collected Balance for Period was	1,060,616.21
Current Interest Rate is	.4600% ✓

Modoc County
Portfolio Holdings
01 Investment Policy Compliance
Report Format: By Transaction
Group By: Asset Category
Average By: Face Amount / Shares
Portfolio / Report Group: All Portfolios
As of 3/31/2024

Description	CUSIP/Ticker	Portfolio Name	Settlement Date	YTM @ Cost	Book Value	Cost Value	Maturity Range	Group Percent	% of Portfolio
Asset Backed Security 20%									
AMXCA 2023-3 MBS 5.23 9/15/2028	02582JKD1	Chandler Asset Management	9/19/2023	0.000	144,994.21	144,993.52	4-5 Years	13.32	0.20
BMW VEH LEASE TR MBS 5.16 11/25/2025	05593AAC3	Chandler Asset Management	2/15/2023	5.217	14,999.79	14,999.64	1-2 Years	1.38	0.02
FHMS K069 A2 MBS 3.187 9/25/2027	3137FBU79	Chandler Asset Management	6/15/2023	4.427	192,243.55	190,476.56	3-4 Years	18.37	0.28
FHMS K073 MBS 3.35 1/25/2028	3137FETN0	Chandler Asset Management	5/30/2023	4.274	193,618.55	192,218.75	3-4 Years	18.37	0.28
FHMS K079MBS 3.926 6/25/2028	3137FGZT5	Chandler Asset Management	7/13/2023	4.643	194,488.17	193,554.69	4-5 Years	18.37	0.28
HAROT 2021-1 MBS 0.27 4/21/2025	43813GAC5	Chandler Asset Management	2/24/2021	0.271	1,631.25	1,631.23	1-2 Years	0.15	0.00
HAROT 2021-4 MBS 0.88 1/21/2026	43815GAC3	Chandler Asset Management	11/24/2021	0.889	18,862.25	18,860.00	1-2 Years	1.73	0.03
HAROT 2021-4 MBS 0.88 1/21/2026	43815GAC3	Chandler Asset Management	2/7/2022	1.450	116,370.75	115,657.18	1-2 Years	10.74	0.16
JDOT 2021-AMBS 0.36 9/15/2025	47788UAC6	Chandler Asset Management	3/10/2021	0.368	5,426.73	5,426.03	1-2 Years	0.50	0.01
JDOT 2023-C A3 MBS 5.48 5/15/2028	47787CAC7	Chandler Asset Management	9/19/2023	5.546	134,991.79	134,990.73	4-5 Years	12.40	0.19
JOHN DEERE OWNER TR MBS 3.74 2/16/2027	47800AAC4	Chandler Asset Management	7/20/2022	3.773	44,997.29	44,995.70	2-3 Years	4.13	0.06
TAOT 2021-A MBS 0.26 5/15/2025	89240BAC2	Chandler Asset Management	2/8/2021	0.269	5,991.46	5,990.64	1-2 Years	0.55	0.01
Sub Total / Average Asset Backed Security 20%				**3.541**	**1,068,615.79**	**1,063,794.67**		**100.00**	**1.50**
CalTrust 50%									
CalTrust - Medium Term MM	MM4210M	CalTrust	6/30/2014	3.960	1,378,678.53	1,378,678.53	0-1 Month	100.00	1.90
Sub Total / Average CalTrust 50%				**3.960**	**1,378,678.53**	**1,378,678.53**		**100.00**	**1.90**
Certificate of Deposit - Negotiable 30%									
A+ FEDERAL CU 4.55 4/28/2028	00224TAP1	Modoc County Managed Funds	4/28/2023	4.550	248,000.00	248,000.00	4-5 Years	1.18	0.34
AFFINITY PLUS CU 5.05 3/20/2026	00833AAC4	Modoc County Managed Funds	3/20/2023	5.050	248,000.00	248,000.00	1-2 Years	1.18	0.34
ALASKA USA CU 4.6 3/8/2028	011852AE0	Modoc County Managed Funds	3/8/2023	4.600	248,000.00	248,000.00	3-4 Years	1.18	0.34
ALLIANT CREDIT UNION 5.1 12/30/2025	01882MAD4	Modoc County Managed Funds	12/30/2022	5.100	248,000.00	248,000.00	1-2 Years	1.18	0.34
ALLY BANK 3.2 5/19/2026-22	02007GRM7	Modoc County Managed Funds	5/19/2022	3.200	248,000.00	248,000.00	2-3 Years	1.18	0.34
AMERICAN EXPRESS NATL BK 1.55 3/31/2025	02589AB68	Modoc County Managed Funds	9/14/2021	0.611	62,574.99	64,038.44	9-12 Months	0.30	0.09
AUSTIN TELCO FED CU 5.05 11/27/2026	052392CC9	Modoc County Managed Funds	11/28/2022	5.050	248,000.00	248,000.00	2-3 Years	1.18	0.34
BANK FIVE NINE 4.3 11/19/2027	062119BX9	Modoc County Managed Funds	5/19/2023	4.300	248,000.00	248,000.00	3-4 Years	1.18	0.34
BANK HAPOALIM B M NEW YORK 0.5 12/15/2025	06251A2Q2	Modoc County Managed Funds	12/22/2020	0.500	248,000.00	248,000.00	1-2 Years	1.18	0.34
BANKUNITED NA 0.55 1/22/2026-21	066519QC6	Modoc County Managed Funds	1/22/2021	0.550	248,000.00	248,000.00	1-2 Years	1.18	0.34
BAXTER FED CU 5 11/23/2026	07181JAU8	Modoc County Managed Funds	11/22/2022	5.000	248,000.00	248,000.00	2-3 Years	1.18	0.34
BEAL BANK 2.05 3/3/2027	07371AZQ9	Modoc County Managed Funds	3/9/2022	2.050	248,000.00	248,000.00	2-3 Years	1.18	0.34
Beal Bank USA 1.9 2/17/2027	07371CE88	Modoc County Managed Funds	2/23/2022	1.900	248,000.00	248,000.00	2-3 Years	1.18	0.34
BMO HARRIS BANK NA 0.5 2/27/2025-21	05600XAV2	Modoc County Managed Funds	12/15/2020	0.500	60,000.00	60,000.00	9-12 Months	0.29	0.08
BMO HARRIS BANK NA 0.5 3/28/2025-20	05600XAY6	Modoc County Managed Funds	12/15/2020	0.500	190,000.00	190,000.00	9-12 Months	0.90	0.26
CAPITAL ONE BANK USA 1.25 12/8/2026	14042TEH6	Modoc County Managed Funds	12/8/2021	1.250	248,000.00	248,000.00	2-3 Years	1.18	0.34
CAPITAL ONE NA 1.1 11/17/2026	14042RQB0	Modoc County Managed Funds	11/17/2021	1.100	248,000.00	248,000.00	2-3 Years	1.18	0.34
CARTER FEDERAL CREDIT UNION (#9164) 5.1 10/18/2027	14622LAP7	Modoc County Managed Funds	10/18/2023	5.100	248,000.00	248,000.00	3-4 Years	1.18	0.34
Chartway FCU 5 9/8/2027	16141BAQ4	Modoc County Managed Funds	9/8/2023	5.000	248,000.00	248,000.00	3-4 Years	1.18	0.34
CHIEF FIN FED CU 4.7 10/12/2027-23	16863LAD7	Modoc County Managed Funds	10/12/2022	4.700	248,000.00	248,000.00	3-4 Years	1.18	0.34
CITY FEDERAL CREDIT UNION (#5665) 3.95 1/12/2029	17783PAJ0	Modoc County Managed Funds	1/12/2024	3.950	248,000.00	248,000.00	4-5 Years	1.18	0.34
CITY NATL BK LOS ANGELES 5 3/31/2028	178180GY5	Modoc County Managed Funds	3/31/2023	5.000	248,000.00	248,000.00	3-4 Years	1.18	0.34
CONNEXUS CREDIT UNION 1.15 12/23/2025	20825WAQ3	Modoc County Managed Funds	12/23/2021	1.150	248,000.00	248,000.00	1-2 Years	1.18	0.34
CROSS RIVER BANK 4.6 6/30/2027	227563DB6	Modoc County Managed Funds	6/30/2023	4.600	248,000.00	248,000.00	3-4 Years	1.18	0.34
CUSTOMERS BANK 4.5 6/14/2028	23204HPB8	Modoc County Managed Funds	6/14/2023	4.500	248,000.00	248,000.00	4-5 Years	1.18	0.34
DIRECT FEDERAL CREDIT UNION (#9071) 5.7 5/20/2025	25460FEJ1	Modoc County Managed Funds	11/20/2023	5.700	248,000.00	248,000.00	1-2 Years	1.18	0.34
DISCOVER BANK 3.2 5/19/2027	254673D94	Modoc County Managed Funds	5/18/2022	3.200	248,000.00	248,000.00	3-4 Years	1.18	0.34
DORT FINANCIAL CU 4.6 6/28/2028	25844MBD9	Modoc County Managed Funds	6/28/2023	4.600	248,000.00	248,000.00	4-5 Years	1.18	0.34

Description	CUSIP/Ticker	Portfolio Name	Settlement Date	YTM @ Cost	Book Value	Cost Value	Maturity Range	Group Percent	% of Portfolio
EAGLEMARK SAVINGS BANK 2 3/2/2027	27004PCM3	Modoc County Managed Funds	3/2/2022	2.000	248,000.00	248,000.00	2-3 Years	1.18	0.34
EMPOWER FEDERAL CREDIT UNION (#3025) 5.1 10/23/202	291916AG9	Modoc County Managed Funds	10/23/2023	5.100	248,000.00	248,000.00	4-5 Years	1.18	0.34
ENERBANK USA 0.65 7/10/2025	29278TPX2	Modoc County Managed Funds	7/10/2020	0.650	65,000.00	65,000.00	1-2 Years	0.31	0.09
ENERBANK USA 1.8 1/29/2025	29278TMR8	Modoc County Managed Funds	2/10/2020	1.800	138,000.00	138,000.00	9-12 Months	0.66	0.19
FINANCIAL PLUS CREDIT UNION (#68646) 4.05 1/17/202	31764MAB8	Modoc County Managed Funds	1/17/2024	4.050	248,000.00	248,000.00	4-5 Years	1.18	0.34
FIRST HORIZON BANK 5.15 12/2/2024	337158BB4	Modoc County Managed Funds	5/31/2023	5.150	248,000.00	248,000.00	6-9 Months	1.18	0.34
First Natl Bank of America 0.5 1/28/2026-22	32110YSG1	Modoc County Managed Funds	1/28/2021	0.500	248,000.00	248,000.00	1-2 Years	1.18	0.34
FIRST TECHNOLOGY FCU 5.35 4/12/2024	33715LEW6	Modoc County Managed Funds	4/12/2023	5.350	248,000.00	248,000.00	0-1 Month	1.18	0.34
FLAGSTAR BANK 0.9 5/1/2025	33847E3J4	Modoc County Managed Funds	5/15/2020	0.900	248,000.00	248,000.00	1-2 Years	1.18	0.34
Freedom Northwest Credit Union (#65722)5.35 9/18	356436AQ8	Modoc County Managed Funds	9/19/2023	5.350	248,000.00	248,000.00	2-3 Years	1.18	0.34
FRONTIER BANK MADISON 4.55 7/14/2027	35907XFH5	Modoc County Managed Funds	7/14/2023	4.550	248,000.00	248,000.00	3-4 Years	1.18	0.34
GENERATIONS BANK 2.95 5/6/2025-22	37149CAS6	Modoc County Managed Funds	5/6/2022	2.950	248,000.00	248,000.00	1-2 Years	1.18	0.34
GENESEE REGIONAL BANK (#26333) 4.1 12/27/2027	37173RAK9	Modoc County Managed Funds	12/27/2023	4.100	200,000.00	200,000.00	3-4 Years	0.95	0.28
GREENSTATE CREDIT UNION 0.9 6/16/2026	39573LBL1	Modoc County Managed Funds	6/16/2021	0.900	248,000.00	248,000.00	2-3 Years	1.18	0.34
HARDIN COUNTY SAVINGS BANK (#5817) 4.75 10/6/2027-	412022DH5	Modoc County Managed Funds	9/8/2023	4.891	198,104.41	197,961.42	3-4 Years	0.95	0.27
JP MORGAN CHASE BANK NA 0.8 9/9/2026-21	48128UC23	Modoc County Managed Funds	9/1/2021	0.853	247,686.39	247,355.20	2-3 Years	1.18	0.34
LAFAYETTE FED CR UN 3.25 5/25/2027	50625LBJ1	Modoc County Managed Funds	5/25/2022	3.250	248,000.00	248,000.00	3-4 Years	1.18	0.34
LATINO COMM CU 4.9 6/29/2026	51828MAJ3	Modoc County Managed Funds	6/27/2023	4.900	248,000.00	248,000.00	2-3 Years	1.18	0.34
LIBERTY FIRST CR UN 4.5 2/3/2026	530520AF2	Modoc County Managed Funds	2/3/2023	4.500	248,000.00	248,000.00	1-2 Years	1.18	0.34
LIVE OAK BANKING 0.8 8/13/2026	538036SB1	Modoc County Managed Funds	8/13/2021	0.800	248,000.00	248,000.00	2-3 Years	1.18	0.34
LUANA SAVINGS BANK 0.45 2/19/2026	549104WE3	Modoc County Managed Funds	2/19/2021	0.450	248,000.00	248,000.00	1-2 Years	1.18	0.34
MEDALLION BANK 0.85 7/30/2026	58404DLE9	Modoc County Managed Funds	7/30/2021	0.850	248,000.00	248,000.00	2-3 Years	1.18	0.34
Memorial Credit Union4.95 3/16/2026	58602GAH7	Modoc County Managed Funds	12/15/2023	4.950	248,000.00	248,000.00	1-2 Years	1.18	0.34
MERRICK BANK 0.5 6/30/2025	59013KLW4	Modoc County Managed Funds	12/30/2020	0.494	248,017.21	248,062.00	1-2 Years	1.18	0.34
MID-FLORIDA CU 5.5 7/26/2028-25	59741QAA0	Modoc County Managed Funds	7/26/2023	5.500	248,000.00	248,000.00	4-5 Years	1.18	0.34
NELNET BANK INC 1.5 2/2/2027	64034KAG6	Modoc County Managed Funds	2/2/2022	1.500	248,000.00	248,000.00	2-3 Years	1.18	0.34
NEW YORK COMMUNITY BK 0.4 7/1/2024	649447VB2	Modoc County Managed Funds	6/30/2021	0.400	248,000.00	248,000.00	3-6 Months	1.18	0.34
NUMERICA CREDIT UN 4.7 5/30/2028	67054NBJ1	Modoc County Managed Funds	5/30/2023	4.700	248,000.00	248,000.00	4-5 Years	1.18	0.34
OPTUM BANK INC. (#57408) 4.45 12/22/2028	68405VBV0	Modoc County Managed Funds	12/22/2023	4.450	248,000.00	248,000.00	4-5 Years	1.18	0.34
OREGON COMMUNITY (#65856) 5 1/10/2025	68584JAJ8	Modoc County Managed Funds	1/12/2024	5.000	248,000.00	248,000.00	9-12 Months	1.18	0.34
PACIFIC WESTERN BANK 5.65 4/5/2028-24	69506YYD5	Modoc County Managed Funds	4/5/2023	5.650	248,000.00	248,000.00	4-5 Years	1.18	0.34
Pentagon Fed Credit Union 0.9 9/29/2026	70962LAS1	Modoc County Managed Funds	9/29/2021	0.900	248,000.00	248,000.00	2-3 Years	1.18	0.34
PEOPLES SECURITY B&TC 5.45 3/30/2028-23	712303BF2	Modoc County Managed Funds	3/30/2023	5.450	248,000.00	248,000.00	3-4 Years	1.18	0.34
POINT WEST CU 5 4/13/2026	730716AF4	Modoc County Managed Funds	4/12/2023	5.000	248,000.00	248,000.00	2-3 Years	1.18	0.34
RAYMOND JAMES BANK NA 1.85 12/30/2024	75472RAU5	Modoc County Managed Funds	12/30/2019	1.850	248,000.00	248,000.00	9-12 Months	1.18	0.34
Rockland Credit Union (#24224) 4.35 12/29/2028	77357DAG3	Modoc County Managed Funds	12/29/2023	4.350	248,000.00	248,000.00	4-5 Years	1.18	0.34
ROGUE CD 5.1 1/20/2028-23	77535MAM5	Modoc County Managed Funds	1/20/2023	5.100	248,000.00	248,000.00	3-4 Years	1.18	0.34
SALLE MAE BANK 0.85 6/17/2025	7954506P5	Modoc County Managed Funds	6/17/2020	0.850	248,000.00	248,000.00	1-2 Years	1.18	0.34
SAN FRANCISCO CR UN 4.35 2/3/2028	79772FAG1	Modoc County Managed Funds	2/3/2023	4.350	248,000.00	248,000.00	3-4 Years	1.18	0.34
SPOKANE TEACHERS CU 5 11/24/2025	849061AA4	Modoc County Managed Funds	11/23/2022	5.000	248,000.00	248,000.00	1-2 Years	1.18	0.34
STATE BANK OF INDIA NY 1.35 12/30/2026	856285A27	Modoc County Managed Funds	12/30/2021	1.350	248,000.00	248,000.00	2-3 Years	1.18	0.34
SYNCHRONY BANK 0.9 8/20/2026	87164WA32	Modoc County Managed Funds	8/20/2021	0.900	248,000.00	248,000.00	2-3 Years	1.18	0.34
TECHNOLOGY FCU 5 4/28/2025	87868YAN3	Modoc County Managed Funds	4/26/2023	5.000	248,000.00	248,000.00	1-2 Years	1.18	0.34
TEXAS EXCHANGE BANK 1 5/30/2025-20	88241THH6	Modoc County Managed Funds	6/2/2020	1.000	248,000.00	248,000.00	1-2 Years	1.18	0.34
TIAA FSB 0.85 5/11/2026-22	87270LEA7	Modoc County Managed Funds	5/11/2021	0.850	248,000.00	248,000.00	2-3 Years	1.18	0.34
TOYOTA FIN SVG 0.95 7/15/2026	89235MLC3	Modoc County Managed Funds	7/15/2021	0.914	248,198.70	248,434.00	2-3 Years	1.18	0.34

Description	CUSIP/Ticker	Portfolio Name	Settlement Date	YTM @ Cost	Book Value	Cost Value	Maturity Range	Group Percent	% of Portfolio
TTCU FED CU 5 7/26/2028	89854LAD5	Modoc County Managed Funds	7/26/2023	5.000	248,000.00	248,000.00	4-5 Years	1.18	0.34
TUCSON FEDERAL CREDIT UNION (#2157) 5 9/8/2028	898812AC6	Modoc County Managed Funds	9/8/2023	5.000	248,000.00	248,000.00	4-5 Years	1.18	0.34
UBS BANK USA 0.9 7/21/2026	90348JQ60	Modoc County Managed Funds	7/21/2021	0.900	248,000.00	248,000.00	2-3 Years	1.18	0.34
UMASSFIVE COLLEGE (#18181) 5 12/8/2027	90407LAH6	Modoc County Managed Funds	12/8/2023	5.000	248,000.00	248,000.00	3-4 Years	1.18	0.34
UNITED TELETECH FCU (#18195) 5.1 10/20/2027	913065AC2	Modoc County Managed Funds	10/20/2023	5.100	248,000.00	248,000.00	3-4 Years	1.18	0.34
UNIVEST BANK & TRUST 4.55 6/21/2027	91527PCB1	Modoc County Managed Funds	6/21/2023	4.550	248,000.00	248,000.00	3-4 Years	1.18	0.34
USALLIANCE CU 4.75 12/30/2027	90352RCX1	Modoc County Managed Funds	12/30/2022	4.750	248,000.00	248,000.00	3-4 Years	1.18	0.34
UTAH FIRST FED CU 5 7/21/2028	91739JAB1	Modoc County Managed Funds	7/21/2023	5.000	248,000.00	248,000.00	4-5 Years	1.18	0.34
VYSTAR CREDIT UNION 4.45 10/7/2027	92891CCR1	Modoc County Managed Funds	10/7/2022	4.450	248,000.00	248,000.00	3-4 Years	1.18	0.34
WEBBANK 1 12/30/2024-22	947547NT8	Modoc County Managed Funds	12/29/2021	1.000	248,000.00	248,000.00	9-12 Months	1.18	0.34
WELLS FARGO BANK NA 2.65 5/24/2024	949763B96	Modoc County Managed Funds	5/24/2019	2.650	248,000.00	248,000.00	1-3 Months	1.18	0.34
WESTERN ALLIANCE BK 5.25 5/24/2024	95763PMY4	Modoc County Managed Funds	5/26/2023	5.250	248,000.00	248,000.00	1-3 Months	1.18	0.34
WESTSTREET 4.95 11/18/2025	961442AC4	Modoc County Managed Funds	11/18/2022	4.950	248,000.00	248,000.00	1-2 Years	1.18	0.34
ZIONS BANCORP 5.4 9/27/2024	98970LC43	Modoc County Managed Funds	3/31/2023	5.400	248,000.00	248,000.00	3-6 Months	1.18	0.34
Sub Total / Average Certificate of Deposit - Negotiable 30%				**3.397**	**21,001,581.70**	**21,002,851.06**		**100.00**	**28.89**
Liquid Assets 100%									
Bank of New York MellonCash	CASH244500	Chandler Asset Management	6/28/2017	0.000	19,221.98	19,221.98	0-1 Month	0.15	0.03
CAMP LGIP	LGIP6065-001	Local Agency Investment Securities	9/6/2018	5.480	8,898,470.71	8,898,470.71	0-1 Month	71.10	12.24
LAIF LGIP	LGIP5000	Local Agency Investment Securities	6/30/2014	4.232	635,804.43	635,804.43	0-1 Month	5.08	0.87
Plumas Bank Cash	CASH1039	Plumas Bank	6/30/2014	0.000	1,400,000.00	1,400,000.00	0-1 Month	11.19	1.93
Plumas Bank MM	MM1266	Plumas Bank	6/30/2014	0.460	1,562,634.65	1,562,634.65	0-1 Month	12.48	2.15
Sub Total / Average Liquid Assets 100%				**4.168**	**12,516,131.77**	**12,516,131.77**		**100.00**	**17.22**
Medium Term Corporate Notes 30%									
AMAZON.COM 0.45 5/12/2024	023135BW5	Chandler Asset Management	5/12/2021	0.499	69,996.08	69,897.80	1-3 Months	0.63	0.10
AMAZON.COM 0.45 5/12/2024	023135BW5	Chandler Asset Management	2/24/2022	1.719	229,671.34	223,677.30	1-3 Months	2.07	0.32
AMERICAN HONDA FINANCE 5.125 7/7/2028	02665WEM9	Chandler Asset Management	1/18/2024	4.593	306,092.71	306,378.00	4-5 Years	2.70	0.41
APPLE INC 3.25 2/23/2026	037833BY5	Chandler Asset Management	5/11/2023	4.047	345,037.12	342,713.00	1-2 Years	3.14	0.48
BANK OF AMERICA CORP 5.08 1/20/2027-26	06051GLE7	Chandler Asset Management	3/10/2023	5.508	296,785.62	295,572.00	2-3 Years	2.70	0.41
BANK OF MONTREAL5.92 9/25/2025	06368LWT9	Chandler Asset Management	9/25/2023	5.927	319,969.10	319,958.40	1-2 Years	2.88	0.44
BANK OF NY MELLON CORP 3.85 4/28/2028	06406RAH0	Chandler Asset Management	11/21/2023	5.174	276,163.42	274,946.10	4-5 Years	2.61	0.40
CATERPILLAR FINL SERVICE3.6 8/12/2027	14913R3A3	Chandler Asset Management	11/29/2023	4.908	288,041.79	286,845.00	3-4 Years	2.70	0.41
CHEVRON USA 0.687 8/12/2025	166756AE6	Chandler Asset Management	11/4/2021	1.108	323,173.32	319,959.25	1-2 Years	2.92	0.45
CHUBB INA HOLDINGS INC 3.15 3/15/2025	00440EAS6	Chandler Asset Management	3/29/2021	1.061	331,335.18	351,266.50	9-12 Months	2.92	0.45
CISCO SYSTEMS INC.4.8 2/26/2027	17275RBQ4	Chandler Asset Management	2/28/2024	4.830	269,782.46	269,775.90	2-3 Years	2.43	0.37
COMCAST CORP3.95 10/15/2025	20030NCS8	Chandler Asset Management	3/28/2024	5.063	245,924.61	245,902.50	1-2 Years	2.25	0.34
DUKE ENERGY FLORIDA LLC3.2 1/15/2027	26444HAC5	Chandler Asset Management	1/30/2024	4.523	241,444.17	240,932.50	2-3 Years	2.25	0.34
HOME DEPOT INC 4.95 9/30/2026	437076CV2	Chandler Asset Management	1/31/2024	4.527	252,434.98	252,595.00	2-3 Years	2.25	0.34
HONEYWELL INTERNATIONAL 2.5 11/1/2026	438516BL9	Chandler Asset Management	12/21/2022	4.429	286,377.53	279,660.00	2-3 Years	2.70	0.41
JOHN DEERE CAPITAL CORP 4.15 9/15/2027	24422EWK1	Chandler Asset Management	12/21/2022	4.421	297,473.27	296,541.00	3-4 Years	2.70	0.41
JP MORGAN CHASE BANK 5.11 12/8/2026	48125LRU8	Chandler Asset Management	3/28/2024	4.981	250,780.12	250,782.50	2-3 Years	2.25	0.34
MASTERCARD INC 4.875 3/9/2028	57636QAW4	Chandler Asset Management	4/12/2023	4.069	308,547.32	310,650.00	3-4 Years	2.70	0.41
MERCK & CO INC 4.05 5/17/2028	58933YBH7	Chandler Asset Management	5/17/2023	4.068	34,976.60	34,971.65	4-5 Years	0.31	0.05
MERCK & CO INC 4.05 5/17/2028	58933YBH7	Chandler Asset Management	6/27/2023	4.367	271,781.78	271,188.50	4-5 Years	2.47	0.38
MICROSOFT CORP2.4 8/8/2026	594918BR4	Chandler Asset Management	3/28/2024	4.689	175,666.01	175,633.45	2-3 Years	1.66	0.25
MORGAN STANLEY 4.679 7/17/2026-25	61747YET8	Chandler Asset Management	7/20/2022	4.679	60,000.00	60,000.00	2-3 Years	0.54	0.08
MORGAN STANLEY 4.679 7/17/2026-25	61747YET8	Chandler Asset Management	7/22/2022	4.647	225,150.22	225,261.00	2-3 Years	2.02	0.31
NATIONAL RURAL UTIL COOP 4.45 3/13/2026	63743HFH0	Chandler Asset Management	4/12/2023	4.321	300,683.28	301,023.00	1-2 Years	2.70	0.41
NORTHERN TRUST CORP 4 5/10/2027	665859AW4	Chandler Asset Management	4/12/2023	4.329	297,207.85	296,337.00	3-4 Years	2.70	0.41
PACCAR FINANCIAL CORP 0.5 8/9/2024	69371RR40	Chandler Asset Management	8/9/2021	0.518	44,997.10	44,975.70	3-6 Months	0.40	0.06
PACCAR FINANCIAL CORP 0.9 11/8/2024	69371RR57	Chandler Asset Management	11/8/2021	0.870	300,054.08	300,267.00	6-9 Months	2.70	0.41
PEPSICO INC. 2.75 4/30/2025	713448CT3	Chandler Asset Management	12/22/2022	4.572	294,448.41	287,913.00	1-2 Years	2.70	0.41
PNC BANK3.25 6/1/2025	69353REQ7	Chandler Asset Management	2/29/2024	5.449	258,477.53	258,004.00	1-2 Years	2.38	0.36
PROLOGIS LP 4.875 6/15/2028	74340XCG4	Chandler Asset Management	6/28/2023	5.016	39,792.92	39,755.60	4-5 Years	0.36	0.06
PROLOGIS LP 4.875 6/15/2028	74340XCG4	Chandler Asset Management	6/28/2023	4.976	29,888.92	29,868.90	4-5 Years	0.27	0.04
PROLOGIS LP 4.875 6/15/2028	74340XCG4	Chandler Asset Management	6/29/2023	4.992	29,871.05	29,847.90	4-5 Years	0.27	0.04
PROLOGIS LP 4.875 6/15/2028	74340XCG4	Chandler Asset Management	1/29/2024	4.651	252,097.88	252,182.50	4-5 Years	2.25	0.34
PUBLIC SERVICE ELECTRIC3.65 9/1/2028	74456QBX3	Chandler Asset Management	9/11/2023	5.123	282,937.17	280,803.00	4-5 Years	2.70	0.41
ROYAL BANK OF CANADA 2.25 11/1/2024	78015K7C2	Chandler Asset Management	9/24/2020	0.693	378,381.52	398,576.25	6-9 Months	3.37	0.52
SALESFORCE 0.625 7/15/2024	79466LAG9	Chandler Asset Management	7/12/2021	0.642	19,999.02	19,989.80	3-6 Months	0.18	0.03
SALESFORCE 0.625 7/15/2024	79466LAG9	Chandler Asset Management	3/1/2022	1.760	279,100.70	272,644.40	3-6 Months	2.52	0.39
STATE STREET CORP 1.746 2/6/2026	857477BR3	Chandler Asset Management	2/7/2022	1.746	35,000.00	35,000.00	1-2 Years	0.31	0.05
STATE STREET CORP 1.746 2/6/2026	857477BR3	Chandler Asset Management	2/23/2022	2.030	273,615.29	272,046.50	1-2 Years	2.47	0.38

Description	CUSIP/Ticker	Portfolio Name	Settlement Date	YTM @ Cost	Book Value	Cost Value	Maturity Range	Group Percent	% of Portfolio
TARGET CORP 1.95 1/15/2027	87612EBM7	Chandler Asset Management	2/2/2022	1.955	299,961.07	299,931.00	2-3 Years	2.70	0.41
TORONTO-COMINION BANK 0.75 9/11/2025	89114QCK2	Chandler Asset Management	4/20/2022	3.324	289,515.56	275,424.00	1-2 Years	2.70	0.41
TOYOTA MOTOR CR CORP 4.8 1/10/2025	89236TKN4	Chandler Asset Management	1/12/2023	4.837	349,905.59	349,758.50	9-12 Months	3.14	0.48
TRUIST FINANCIAL CORP 2.5 8/1/2024	05531FBH5	Chandler Asset Management	6/14/2021	0.609	301,888.87	317,568.00	3-6 Months	2.70	0.41
UNITEDHEALTH GROUP INC 0.55 5/15/2024	91324PEB4	Chandler Asset Management	6/28/2021	0.603	299,980.62	299,547.00	1-3 Months	2.70	0.41
VISA INC 3.15 12/14/2025	92826CAD4	Chandler Asset Management	12/22/2022	4.450	293,834.70	289,233.00	1-2 Years	2.70	0.41
WALMART INC 1.05 9/17/2026	931142ER0	Chandler Asset Management	9/17/2021	1.089	24,976.71	24,952.75	2-3 Years	0.22	0.03
WALMART INC 3.95 9/9/2027	931142EX7	Chandler Asset Management	4/12/2023	3.878	350,775.58	350,994.00	3-4 Years	3.14	0.48
Sub Total / Average Medium Term Corporate Notes 30%				**3.646**	**11,033,996.17**	**11,031,750.15**		**100.00**	**15.31**
Money Market Mutual Funds 20%									
Fidelity MM	MM4500	Chandler Asset Management	6/30/2014	5.220	798,843.29	798,843.29	0-1 Month	100.00	1.10
Sub Total / Average Money Market Mutual Funds 20%				**5.220**	**798,843.29**	**798,843.29**		**100.00**	**1.10**
Supranationals 30%									
INTER-AMERICAN DEVEL BK 0.5 9/23/2024	4581X0DZ8	Chandler Asset Management	9/23/2021	0.525	144,982.77	144,892.70	3-6 Months	100.00	0.20
Sub Total / Average Supranationals 30%				**0.525**	**144,982.77**	**144,892.70**		**100.00**	**0.20**
US Agencies 25%									
FAMC 4.3 12/12/2028	31315PP78	Modoc County Managed Funds	2/14/2024	4.379	249,155.13	249,132.50	4-5 Years	1.42	0.34
FAMC 4.875 4/1/2027	31424WAF9	Modoc County Managed Funds	10/5/2023	4.922	299,612.36	299,549.40	2-3 Years	1.71	0.41
FAMCA 0.6 11/20/2025-21	31422B3F5	Modoc County Managed Funds	11/20/2020	0.600	250,000.00	250,000.00	1-2 Years	1.42	0.34
FAMCA 5.1 4/24/2028-24	31422X2Q4	Modoc County Managed Funds	4/24/2023	5.100	300,000.00	300,000.00	4-5 Years	1.71	0.41
FAMCA 5.45 6/12/2028-24	31422X3W0	Modoc County Managed Funds	6/12/2023	5.450	350,000.00	350,000.00	4-5 Years	1.99	0.48
FED FARM CR BKS 0.43 3/3/2025	3133EMSJ2	Modoc County Managed Funds	3/9/2021	0.555	249,715.11	248,770.00	9-12 Months	1.42	0.34
FED NATL MORTGAGE ASSN 0.375 8/25/2025	3135G05X7	Modoc County Managed Funds	3/9/2021	0.731	248,773.79	246,096.25	1-2 Years	1.42	0.34
FFCB 0.34 4/22/2024-22	3133EMXB3	Modoc County Managed Funds	2/11/2022	1.708	249,798.33	242,657.50	0-1 Month	1.42	0.34
FFCB 0.375 1/15/2025	3133EMNF5	Modoc County Managed Funds	9/20/2021	0.508	249,738.81	248,907.50	9-12 Months	1.42	0.34
FFCB 0.54 11/3/2025-22	3133EMFR8	Modoc County Managed Funds	11/10/2020	0.610	249,725.64	249,142.50	1-2 Years	1.42	0.34
FFCB 0.59 2/17/2026-21	3133EMQX3	Modoc County Managed Funds	2/19/2021	0.658	249,686.93	249,170.00	1-2 Years	1.42	0.34
FFCB 1.54 11/30/2026-22	3133ENFN5	Modoc County Managed Funds	11/30/2021	1.540	300,000.00	300,000.00	2-3 Years	1.71	0.41
FFCB 1.78 1/26/2027-23	3133ENLZ1	Modoc County Managed Funds	1/26/2022	1.780	500,000.00	500,000.00	2-3 Years	2.84	0.69
FFCB 2.03 1/21/2028	3133ELHN7	Modoc County Managed Funds	2/8/2024	4.149	231,558.16	230,868.75	3-4 Years	1.42	0.34
FFCB 2.86 4/24/2028	3133EKJD9	Modoc County Managed Funds	12/5/2023	4.384	264,360.52	263,128.32	4-5 Years	1.59	0.39
FFCB 2.875 1/18/2028	3133EH7H0	Modoc County Managed Funds	2/16/2024	4.311	237,564.22	237,170.00	3-4 Years	1.42	0.34
FFCB 3.5 9/15/2028	3133ENM23	Modoc County Managed Funds	12/28/2023	3.864	197,050.21	196,880.00	4-5 Years	1.14	0.28
FFCB 3.875 1/19/2027	3133EPW76	Modoc County Managed Funds	1/19/2024	4.110	248,465.40	248,357.50	2-3 Years	1.42	0.34
FFCB 4.125 2/13/2029	3133EP3B9	Modoc County Managed Funds	2/26/2024	4.297	297,748.60	297,705.60	4-5 Years	1.71	0.41
FFCB 4.25 2/28/2029	3133EP4A0	Modoc County Managed Funds	3/12/2024	4.093	302,066.43	302,088.30	4-5 Years	1.71	0.41
FFCB 4.5 11/23/2027	3133EPUE3	Modoc County Managed Funds	9/7/2023	4.530	299,712.64	299,668.20	3-4 Years	1.71	0.41
FHLB 0.5 10/9/2024-22	3130ANQ29	Modoc County Managed Funds	9/9/2021	0.500	500,000.00	500,000.00	6-9 Months	2.84	0.69
FHLB 0.58 11/24/2025-21	3130AKG75	Modoc County Managed Funds	12/14/2020	0.580	250,000.00	250,000.00	1-2 Years	1.42	0.34
FHLB 0.6 1/28/2026-21	3130AKPC4	Modoc County Managed Funds	1/28/2021	0.600	250,000.00	250,000.00	1-2 Years	1.42	0.34
FHLB 0.65 2/26/2026-21	3130AKZ25	Modoc County Managed Funds	2/26/2021	0.650	500,000.00	500,000.00	1-2 Years	2.84	0.69
FHLB 1 6/26/2026-21	3130AMU75	Modoc County Managed Funds	9/24/2021	1.007	249,958.82	249,912.50	2-3 Years	1.42	0.34
FHLB 1.05 6/30/2026-21	3130AMWZ1	Modoc County Managed Funds	6/30/2021	1.050	250,000.00	250,000.00	2-3 Years	1.42	0.34
FHLB 1.08 9/15/2026-21	3130ANWH9	Modoc County Managed Funds	9/29/2021	1.137	249,659.29	249,312.50	2-3 Years	1.42	0.34
FHLB 1.5 11/25/2026-22	3130APWE1	Modoc County Managed Funds	11/30/2021	1.500	300,000.00	300,000.00	2-3 Years	1.71	0.41
FHLB 1.6 1/19/2027-22	3130AQJ87	Modoc County Managed Funds	1/19/2022	1.600	500,000.00	500,000.00	2-3 Years	2.84	0.69
FHLB 2 9/29/2025	3130ARCN9	Modoc County Managed Funds	11/16/2023	5.030	382,880.10	378,623.60	1-2 Years	2.27	0.55
FHLB 2.42 4/19/2024-22	3130ARHH7	Modoc County Managed Funds	4/19/2022	2.420	500,000.00	500,000.00	0-1 Month	2.84	0.69
FHLB 2.75 6/28/2024	3130ASDS5	Modoc County Managed Funds	6/16/2022	3.439	249,597.82	246,642.50	1-3 Months	1.42	0.34
FHLB 3.4 4/29/2027-22	3130ARQQ7	Modoc County Managed Funds	4/29/2022	3.400	300,000.00	300,000.00	3-4 Years	1.71	0.41

Description	CUSIP/Ticker	Portfolio Name	Settlement Date	YTM @ Cost	Book Value	Cost Value	Maturity Range	Group Percent	% of Portfolio
FHLB 4.5 7/26/2027-23	3130ASLA5	Modoc County Managed Funds	5/18/2023	4.699	298,203.39	297,732.00	3-4 Years	1.71	0.41
FHLB 4.625 6/6/2025	3130AWER7	Chandler Asset Management	6/13/2023	4.673	249,867.24	249,777.50	1-2 Years	1.42	0.34
FHLB 4.75 12/8/2028	3130AXQK7	Modoc County Managed Funds	2/20/2024	4.320	305,377.04	305,502.60	4-5 Years	1.71	0.41
FHLB 5 2/27/2029-26	3130B0B24	Modoc County Managed Funds	2/28/2024	5.000	300,000.00	300,000.00	4-5 Years	1.71	0.41
FHLB 5 4/12/2027-24	3130AVKD3	Modoc County Managed Funds	4/12/2023	5.000	300,000.00	300,000.00	3-4 Years	1.71	0.41
FHLB 5.05 1/22/2029-25	3130AYL87	Modoc County Managed Funds	2/5/2024	5.050	250,000.00	250,000.00	4-5 Years	1.42	0.34
FHLB 5.375 9/9/2024	3130AVD41	Chandler Asset Management	6/28/2023	5.305	200,053.14	200,144.00	3-6 Months	1.14	0.28
FHLB 5.75 7/26/2028-24	3130AWMJ6	Modoc County Managed Funds	7/26/2023	5.750	300,000.00	300,000.00	4-5 Years	1.71	0.41
FHLMC 0.375 9/23/2025	3137EAEX3	Chandler Asset Management	11/19/2020	0.508	99,805.50	99,364.00	1-2 Years	0.57	0.14
FHLMC 0.375 9/30/2024-22	3134GWUX2	Modoc County Managed Funds	4/25/2022	2.952	246,911.75	234,997.50	6-9 Months	1.42	0.34
FHLMC 0.625 9/8/2025-21	3134GWH82	Modoc County Managed Funds	9/8/2020	0.625	500,000.00	500,000.00	1-2 Years	2.84	0.69
FHLMC 2.2 9/27/2024-22	3134GXPZ1	Modoc County Managed Funds	3/28/2022	2.179	300,029.54	300,150.00	3-6 Months	1.71	0.41
FHLMC 4.2 7/12/2027-23	3134GXA53	Modoc County Managed Funds	7/12/2022	4.200	294,000.00	294,000.00	3-4 Years	1.67	0.40
FHLMC 5 2/24/2028-23	3134GYGY2	Modoc County Managed Funds	2/24/2023	5.000	300,000.00	300,000.00	3-4 Years	1.71	0.41
FHLMC 5.2 4/17/2028-24	3134GYPJ5	Modoc County Managed Funds	4/17/2023	5.200	500,000.00	500,000.00	4-5 Years	2.84	0.69
FHLMC 5.5 7/26/2028-24	3134GYXM9	Modoc County Managed Funds	7/26/2023	5.500	300,000.00	300,000.00	4-5 Years	1.71	0.41
FHLMC 5.6 9/14/2027-23	3134GYTN2	Modoc County Managed Funds	6/14/2023	5.600	350,000.00	350,000.00	3-4 Years	1.99	0.48
FNMA 0.5 11/7/2025	3135G06G3	Chandler Asset Management	11/19/2020	0.521	199,933.45	199,794.00	1-2 Years	1.14	0.28
FNMA 0.5 11/7/2025	3135G06G3	Chandler Asset Management	12/16/2020	0.442	310,284.64	310,868.00	1-2 Years	1.76	0.43
FNMA 0.5 11/7/2025	3135G06G3	Modoc County Managed Funds	3/9/2021	0.782	248,891.71	246,777.25	1-2 Years	1.42	0.34
FNMA 0.5 6/17/2025	3135G04Z3	Modoc County Managed Funds	1/13/2022	1.261	297,296.32	292,365.00	1-2 Years	1.71	0.41
FNMA 0.56 10/22/2025-21	3135G06B4	Modoc County Managed Funds	10/28/2020	0.565	249,980.43	249,937.50	1-2 Years	1.42	0.34
TVA 3.875 3/15/2028	880591EZ1	Modoc County Managed Funds	11/21/2023	4.530	292,993.31	292,358.10	3-4 Years	1.71	0.41
TVA BD 25 0.75 5/15/2025	880591EW8	Modoc County Managed Funds	4/21/2021	0.611	250,384.46	251,392.50	1-2 Years	1.42	0.34
TVA BD 25 0.75 5/15/2025	880591EW8	Modoc County Managed Funds	2/11/2022	1.847	247,021.38	241,362.00	1-2 Years	1.42	0.34
Sub Total / Average US Agencies 25%				**2.860**	**17,497,861.61**	**17,450,305.37**		**100.00**	**24.19**
US Treasuries 100%									
T-Note 0.25 6/15/2024	91282CCG4	Modoc County Managed Funds	6/21/2021	0.443	249,900.35	248,570.77	1-3 Months	3.55	0.34
T-Note 0.25 7/31/2025	91282CAB7	Modoc County Managed Funds	3/31/2021	0.722	248,452.77	244,970.70	1-2 Years	3.55	0.34
T-Note 0.25 8/31/2025	91282CAJ0	Modoc County Managed Funds	9/24/2021	0.720	298,029.79	294,534.38	1-2 Years	4.26	0.41
T-Note 0.375 9/15/2024	91282CCX7	Modoc County Managed Funds	10/18/2021	0.609	199,787.13	198,653.12	3-6 Months	2.84	0.28
T-Note 0.5 3/31/2025	912828ZF0	Modoc County Managed Funds	9/20/2021	0.559	249,854.99	249,488.28	9-12 Months	3.55	0.34
T-Note 0.625 7/31/2026	91282CCP4	Modoc County Managed Funds	1/13/2022	1.441	490,813.57	482,101.56	2-3 Years	7.09	0.69
T-Note 0.75 4/30/2026	91282CBW0	Modoc County Managed Funds	4/30/2021	0.870	249,390.32	248,535.16	2-3 Years	3.55	0.34
T-Note 0.75 4/30/2026	91282CBW0	Modoc County Managed Funds	5/19/2021	0.800	249,743.70	249,390.62	2-3 Years	3.55	0.34
T-Note 0.875 9/30/2026	91282CCZ2	Modoc County Managed Funds	10/18/2021	1.082	198,996.36	198,012.50	2-3 Years	2.84	0.28
T-Note 1.125 10/31/2026	91282CDG3	Modoc County Managed Funds	11/1/2021	1.193	249,530.22	249,091.80	2-3 Years	3.55	0.34
T-Note 1.125 10/31/2026	91282CDG3	Modoc County Managed Funds	11/17/2021	1.228	299,153.65	298,378.12	2-3 Years	4.26	0.41
T-Note 1.125 10/31/2026	91282CDG3	Modoc County Managed Funds	11/26/2021	1.288	298,657.75	297,440.62	2-3 Years	4.26	0.41
T-Note 1.25 11/30/2026	91282CDK4	Modoc County Managed Funds	11/30/2021	1.225	300,192.14	300,360.22	2-3 Years	4.26	0.41
T-Note 1.25 12/31/2026	91282CDQ1	Modoc County Managed Funds	1/5/2022	1.351	498,523.25	497,324.22	2-3 Years	7.09	0.69
T-Note 1.5 1/31/2027	912828Z78	Modoc County Managed Funds	2/9/2022	1.775	297,765.64	296,081.25	2-3 Years	4.26	0.41
T-Note 1.5 9/30/2024	912828YH7	Modoc County Managed Funds	3/19/2021	0.465	251,284.06	259,058.60	6-9 Months	3.55	0.34
T-Note 1.5 9/30/2024	912828YH7	Modoc County Managed Funds	2/14/2022	1.583	249,898.62	249,468.75	6-9 Months	3.55	0.34
T-Note 1.625 10/31/2026	912828YQ7	Modoc County Managed Funds	10/12/2021	1.029	405,992.74	411,712.50	2-3 Years	5.67	0.55
T-Note 1.75 12/31/2024	912828YY0	Modoc County Managed Funds	6/21/2021	0.562	252,207.61	260,347.66	9-12 Months	3.55	0.34
T-Note 2.125 4/1/2024	912828W71	Modoc County Managed Funds	1/19/2022	1.075	300,000.00	306,815.62	0-1 Month	4.26	0.41
T-Note 2.75 7/31/2027	91282CFB2	Modoc County Managed Funds	3/5/2024	4.296	285,740.85	285,436.22	3-4 Years	4.26	0.41

Description	CUSIP/Ticker	Portfolio Name	Settlement Date	YTM @ Cost	Book Value	Cost Value	Maturity Range	Group Percent	% of Portfolio
T-Note 2.75 8/31/2025	9128284Z0	Modoc County Managed Funds	4/25/2022	2.903	249,485.88	248,785.16	1-2 Years	3.55	0.34
T-Note 3.125 11/15/2028	9128285M8	Modoc County Managed Funds	1/5/2024	3.989	337,396.39	336,755.02	4-5 Years	4.96	0.48
T-Note 4.25 1/31/2026	91282CJV4	Modoc County Managed Funds	3/12/2024	4.486	298,753.27	298,717.97	1-2 Years	4.26	0.41
Sub Total / Average US Treasuries 100%				**1.545**	**7,009,551.05**	**7,010,030.82**		**100.00**	**9.70**
Total / Average				**3.286**	**72,450,242.68**	**72,397,278.36**			**100**