# Modoc County
# Portfolio Holdings
## of Cheryl Knoch, Treasurer, for the Month Ending September 30, 2023

| Description | Par Value | Cost Value | YTM @ Cost | Maturity Date | % of Portfolio |
|---|---|---|---|---|---|
| CalTrust | | | | | |
| CalTrust - Medium Term MM | 1,353,297.05 | 1,353,297.05 | 3.750 | N/A | 1.98 |
| Chandler Asset Management | | | | | |
| AMAZON.COM 0.45 5/12/2024 | 70,000.00 | 69,897.80 | 0.499 | 5/12/2024 | 0.10 |
| AMAZON.COM 0.45 5/12/2024 | 230,000.00 | 223,677.30 | 1.719 | 5/12/2024 | 0.34 |
| AMERICAN HONDA FINANCE 3.55 1/12/2024 | 350,000.00 | 371,872.20 | 2.054 | 1/12/2024 | 0.51 |
| AMXCA 2023-3 MBS 5.23 9/15/2028 | 145,000.00 | 144,993.52 | 0.000 | 9/15/2028 | 0.21 |
| APPLE INC 3.25 2/23/2026 | 350,000.00 | 342,713.00 | 4.047 | 2/23/2026 | 0.51 |
| BANK OF AMERICA CORP 5.08 1/20/2027-26 | 300,000.00 | 295,572.00 | 5.508 | 1/20/2027 | 0.44 |
| BANK OF MONTREAL5.92 9/25/2025 | 320,000.00 | 319,958.40 | 5.927 | 9/25/2025 | 0.47 |
| BMW VEH LEASE TR MBS 0.33 12/26/2024 | 5,692.98 | 5,692.39 | 0.336 | 12/26/2024 | 0.01 |
| BMW VEH LEASE TR MBS 5.16 11/25/2025 | 15,000.00 | 14,999.64 | 5.217 | 11/25/2025 | 0.02 |
| CHARLES SCHWAB 0.75 3/18/2024 | 180,000.00 | 181,373.40 | 0.476 | 3/18/2024 | 0.26 |
| CHARLES SCHWAB 0.75 3/18/2024 | 120,000.00 | 121,030.80 | 0.437 | 3/18/2024 | 0.18 |
| CHEVRON USA 0.687 8/12/2025 | 325,000.00 | 319,959.25 | 1.108 | 8/12/2025 | 0.47 |
| CHUBB INA HOLDINGS INC 3.15 3/15/2025 | 325,000.00 | 351,266.50 | 1.061 | 3/15/2025 | 0.47 |
| FHLB 4.625 6/6/2025 | 250,000.00 | 249,777.50 | 4.673 | 6/6/2025 | 0.36 |
| FHLB 5.375 9/9/2024 | 200,000.00 | 200,144.00 | 5.305 | 9/9/2024 | 0.29 |
| FHLMC 0.375 9/23/2025 | 100,000.00 | 99,364.00 | 0.508 | 9/23/2025 | 0.15 |
| FHMS K069 A2 MBS 3.187 9/25/2027 | 200,000.00 | 190,476.56 | 4.427 | 9/25/2027 | 0.29 |
| FHMS K073 MBS 3.35 1/25/2028 | 200,000.00 | 192,218.75 | 4.274 | 1/25/2028 | 0.29 |
| FHMS K079MBS 3.926 6/25/2028 | 200,000.00 | 193,554.69 | 4.643 | 6/25/2028 | 0.29 |
| Fidelity MM | 305,526.83 | 305,526.83 | 5.240 | N/A | 0.45 |
| FNMA 0.5 11/7/2025 | 200,000.00 | 199,794.00 | 0.521 | 11/7/2025 | 0.29 |
| FNMA 0.5 11/7/2025 | 310,000.00 | 310,868.00 | 0.442 | 11/7/2025 | 0.45 |
| HAROT 2020-3MBS 0.37 10/18/2024 | 11,883.28 | 11,881.53 | 0.377 | 10/18/2024 | 0.02 |
| HAROT 2021-1 MBS 0.27 4/21/2025 | 6,958.01 | 6,957.88 | 0.271 | 4/21/2025 | 0.01 |
| HAROT 2021-4 MBS 0.88 1/21/2026 | 29,951.94 | 29,945.62 | 0.889 | 1/21/2026 | 0.04 |
| HAROT 2021-4 MBS 0.88 1/21/2026 | 184,332.87 | 182,259.13 | 1.450 | 1/21/2026 | 0.27 |
| HONEYWELL INTERNATIONAL 2.5 11/1/2026 | 300,000.00 | 279,660.00 | 4.429 | 11/1/2026 | 0.44 |
| INTER-AMERICAN DEVEL BK 0.5 9/23/2024 | 145,000.00 | 144,892.70 | 0.525 | 9/23/2024 | 0.21 |
| INTL BK RECON & DEVELOP 0.25 11/24/2023 | 95,000.00 | 94,795.75 | 0.322 | 11/24/2023 | 0.14 |
| INTL BK RECON & DEVELOP 2.5 3/19/2024 | 125,000.00 | 133,742.50 | 0.263 | 3/19/2024 | 0.18 |
| JDOT 2021-AMBS 0.36 9/15/2025 | 12,963.20 | 12,960.71 | 0.368 | 9/15/2025 | 0.02 |
| JDOT 2023-C A3 MBS 5.48 5/15/2028 | 135,000.00 | 134,990.73 | 5.546 | 5/15/2028 | 0.20 |
| JOHN DEERE CAPITAL CORP 4.15 9/15/2027 | 300,000.00 | 296,541.00 | 4.421 | 9/15/2027 | 0.44 |
| JOHN DEERE OWNER TR MBS 3.74 2/16/2027 | 45,000.00 | 44,995.70 | 3.773 | 2/16/2027 | 0.07 |
| JPMORGAN CHASE & CO Var. Corp 3/1/2025 -24 | 400,000.00 | 432,036.00 | 3.220 | 3/1/2025 | 0.58 |
| MASTERCARD INC 4.875 3/9/2028 | 300,000.00 | 310,650.00 | 4.069 | 3/9/2028 | 0.44 |
| MERCEDES-BENZ ALT MBS 0.4 11/15/2024 | 17,631.02 | 17,629.69 | 0.400 | 11/15/2024 | 0.03 |
| MERCK & CO INC 4.05 5/17/2028 | 35,000.00 | 34,971.65 | 4.068 | 5/17/2028 | 0.05 |
| MERCK & CO INC 4.05 5/17/2028 | 275,000.00 | 271,188.50 | 4.367 | 5/17/2028 | 0.40 |
| MICROSOFT CORP 2.875 2/6/2024 | 235,000.00 | 250,651.00 | 1.128 | 2/6/2024 | 0.34 |
| MORGAN STANLEY 4.679 7/17/2026-25 | 60,000.00 | 60,000.00 | 4.679 | 7/17/2026 | 0.09 |
| MORGAN STANLEY 4.679 7/17/2026-25 | 225,000.00 | 225,261.00 | 4.647 | 7/17/2026 | 0.33 |
| MUFG BANK LTD 0 3/21/2024 | 260,000.00 | 249,237.01 | 5.779 | 3/21/2024 | 0.38 |
| NATIONAL RURAL UTIL COOP 4.45 3/13/2026 | 300,000.00 | 301,023.00 | 4.321 | 3/13/2026 | 0.44 |
| NORTHERN TRUST CORP 4 5/10/2027 | 300,000.00 | 296,337.00 | 4.329 | 5/10/2027 | 0.44 |
| PACCAR FINANCIAL CORP 0.5 8/9/2024 | 45,000.00 | 44,975.70 | 0.518 | 8/9/2024 | 0.07 |
| PACCAR FINANCIAL CORP 0.9 11/8/2024 | 300,000.00 | 300,267.00 | 0.870 | 11/8/2024 | 0.44 |
| PEPSICO INC. 2.75 4/30/2025 | 300,000.00 | 287,913.00 | 4.572 | 4/30/2025 | 0.44 |
| PROLOGIS LP 4.875 6/15/2028 | 30,000.00 | 29,868.90 | 4.976 | 6/15/2028 | 0.04 |
| PROLOGIS LP 4.875 6/15/2028 | 40,000.00 | 39,755.60 | 5.016 | 6/15/2028 | 0.06 |
| PROLOGIS LP 4.875 6/15/2028 | 30,000.00 | 29,847.90 | 4.992 | 6/15/2028 | 0.04 |
| PUBLIC SERVICE ELECTRIC3.65 9/1/2028 | 300,000.00 | 280,803.00 | 5.124 | 9/1/2028 | 0.44 |
| REALTY INCOME CORP 4.6 2/6/2024 | 300,000.00 | 299,013.00 | 4.900 | 2/6/2024 | 0.44 |
| ROYAL BANK OF CANADA 2.25 11/1/2024 | 375,000.00 | 398,576.25 | 0.693 | 11/1/2024 | 0.55 |
| SALESFORCE 0.625 7/15/2024 | 20,000.00 | 19,989.80 | 0.642 | 7/15/2024 | 0.03 |
| SALESFORCE 0.625 7/15/2024 | 280,000.00 | 272,644.40 | 1.760 | 7/15/2024 | 0.41 |
| STATE STREET CORP 1.746 2/6/2026 | 35,000.00 | 35,000.00 | 1.746 | 2/6/2026 | 0.05 |
| STATE STREET CORP 1.746 2/6/2026 | 275,000.00 | 272,046.50 | 2.030 | 2/6/2026 | 0.40 |
| TAOT 2021-A MBS 0.26 5/15/2025 | 23,780.98 | 23,776.57 | 0.269 | 5/15/2025 | 0.03 |
| TARGET CORP 1.95 1/15/2027 | 300,000.00 | 299,931.00 | 1.955 | 1/15/2027 | 0.44 |
| TORONTO-COMINION BANK 0.75 9/11/2025 | 300,000.00 | 275,424.00 | 3.324 | 9/11/2025 | 0.44 |
| TOYOTA AUTO OT 2020-D MBS 0.35 1/15/2025 | 3,406.40 | 3,405.77 | 0.356 | 1/15/2025 | 0.00 |
| TOYOTA MOTOR CR CORP 4.8 1/10/2025 | 350,000.00 | 349,758.50 | 4.837 | 1/10/2025 | 0.51 |
| TRUIST FINANCIAL CORP 2.5 8/1/2024 | 300,000.00 | 317,568.00 | 0.609 | 8/1/2024 | 0.44 |
| UNITEDHEALTH GROUP INC 0.55 5/15/2024 | 300,000.00 | 299,547.00 | 0.603 | 5/15/2024 | 0.44 |
| VERIZON OWNER TR 2020-B A MBS 0.47 2/20/2025 | 541.31 | 541.20 | 0.855 | 2/20/2025 | 0.00 |
| VISA INC 3.15 12/14/2025 | 300,000.00 | 289,233.00 | 4.450 | 12/14/2025 | 0.44 |
| WALMART INC 1.05 9/17/2026 | 25,000.00 | 24,952.75 | 1.089 | 9/17/2026 | 0.04 |
| WALMART INC 3.95 9/9/2027 | 350,000.00 | 350,994.00 | 3.878 | 9/9/2027 | 0.51 |
| Sub Total / Average Chandler Asset Management | 13,082,668.82 | 13,073,171.47 | 3.081 | | 19.10 |
| Local Agency Investment Securities | | | | | |
| CAMP LGIP | 9,168,030.20 | 9,168,030.20 | 5.550 | N/A | 13.38 |
| LAIF LGIP | 623,854.90 | 623,854.90 | 3.534 | N/A | 0.91 |
| Modoc County Managed Funds | | | | | |

| Description | Par Value | Cost Value | YTM @ Cost | Maturity Date | % of Portfolio |
|---|---|---|---|---|---|
| A+ FEDERAL CU 4.55 4/28/2028 | 248,000.00 | 248,000.00 | 4.550 | 4/28/2028 | 0.36 |
| AFFINITY PLUS CU 5.05 3/20/2026 | 248,000.00 | 248,000.00 | 5.050 | 3/20/2026 | 0.36 |
| ALASKA USA CU 4.6 3/8/2028 | 248,000.00 | 248,000.00 | 4.600 | 3/8/2028 | 0.36 |
| ALLIANT CREDIT UNION 5.1 12/30/2025 | 248,000.00 | 248,000.00 | 5.100 | 12/30/2025 | 0.36 |
| ALLY BANK 3.2 5/19/2026-22 | 248,000.00 | 248,000.00 | 3.200 | 5/19/2026 | 0.36 |
| AMERICAN EXPRESS NATL BK 1.55 3/31/2025 | 62,000.00 | 64,038.44 | 0.611 | 3/31/2025 | 0.09 |
| AUSTIN TELCO FED CU 5.05 11/27/2026 | 248,000.00 | 248,000.00 | 5.050 | 11/27/2026 | 0.36 |
| BANK FIVE NINE 4.3 11/19/2027 | 248,000.00 | 248,000.00 | 4.300 | 11/19/2027 | 0.36 |
| BANK HAPOALIM B M NEW YORK 0.5 12/15/2025 | 248,000.00 | 248,000.00 | 0.500 | 12/15/2025 | 0.36 |
| BANK OF BARODA 3.55 12/28/2023 | 248,000.00 | 248,000.00 | 3.550 | 12/28/2023 | 0.36 |
| BANK OZK 5.1 11/14/2023 | 248,000.00 | 248,000.00 | 5.100 | 11/14/2023 | 0.36 |
| BANKUNITED NA 0.55 1/22/2026-21 | 248,000.00 | 248,000.00 | 0.550 | 1/22/2026 | 0.36 |
| BAXTER FED CU 5 11/23/2026 | 248,000.00 | 248,000.00 | 5.000 | 11/23/2026 | 0.36 |
| BEAL BANK 2.05 3/3/2027 | 248,000.00 | 248,000.00 | 2.050 | 3/3/2027 | 0.36 |
| Beal Bank USA 1.9 2/17/2027 | 248,000.00 | 248,000.00 | 1.900 | 2/17/2027 | 0.36 |
| BMO HARRIS BANK NA 0.5 2/27/2025-21 | 60,000.00 | 60,000.00 | 0.500 | 2/27/2025 | 0.09 |
| BMO HARRIS BANK NA 0.5 3/28/2025-20 | 190,000.00 | 190,000.00 | 0.500 | 3/28/2025 | 0.28 |
| BMW BANK NORTH AMERICA 0.45 3/26/2024 | 248,000.00 | 248,000.00 | 0.450 | 3/26/2024 | 0.36 |
| CAPITAL ONE BANK USA 1.25 12/8/2026 | 248,000.00 | 248,000.00 | 1.250 | 12/8/2026 | 0.36 |
| CAPITAL ONE NA 1.1 11/17/2026 | 248,000.00 | 248,000.00 | 1.100 | 11/17/2026 | 0.36 |
| Chartway FCU 5 9/8/2027 | 248,000.00 | 248,000.00 | 5.000 | 9/8/2027 | 0.36 |
| CHIEF FIN FED CU 4.7 10/12/2027-23 | 248,000.00 | 248,000.00 | 4.700 | 10/12/2027 | 0.36 |
| CITY NATL BK LOS ANGELES 5 3/31/2028 | 248,000.00 | 248,000.00 | 5.000 | 3/31/2028 | 0.36 |
| CONNEXUS CREDIT UNION 1.15 12/23/2025 | 248,000.00 | 248,000.00 | 1.150 | 12/23/2025 | 0.36 |
| CROSS RIVER BANK 4.6 6/30/2027 | 248,000.00 | 248,000.00 | 4.600 | 6/30/2027 | 0.36 |
| CUSTOMERS BANK 4.5 6/14/2028 | 248,000.00 | 248,000.00 | 4.500 | 6/14/2028 | 0.36 |
| DISCOVER BANK 3.2 5/19/2027 | 248,000.00 | 248,000.00 | 3.200 | 5/19/2027 | 0.36 |
| DORT FINANCIAL CU 4.6 6/28/2028 | 248,000.00 | 248,000.00 | 4.600 | 6/28/2028 | 0.36 |
| DOUGLAS NATIONAL BANK 5.25 10/3/2023 | 248,000.00 | 248,000.00 | 5.250 | 10/3/2023 | 0.36 |
| EAGLEMARK SAVINGS BANK 2 3/2/2027 | 248,000.00 | 248,000.00 | 2.000 | 3/2/2027 | 0.36 |
| ENERBANK USA 0.65 7/10/2025 | 65,000.00 | 65,000.00 | 0.650 | 7/10/2025 | 0.09 |
| ENERBANK USA 1.8 1/29/2025 | 138,000.00 | 138,000.00 | 1.800 | 1/29/2025 | 0.20 |
| FAMCA 0.6 11/20/2025-21 | 250,000.00 | 250,000.00 | 0.600 | 11/20/2025 | 0.36 |
| FAMCA 5.1 4/24/2028-24 | 300,000.00 | 300,000.00 | 5.100 | 4/24/2028 | 0.44 |
| FAMCA 5.45 6/12/2028-24 | 350,000.00 | 350,000.00 | 5.450 | 6/12/2028 | 0.51 |
| FED FARM CR BKS 0.43 3/3/2025 | 250,000.00 | 248,770.00 | 0.555 | 3/3/2025 | 0.36 |
| FED NATL MORTGAGE ASSN 0.375 8/25/2025 | 250,000.00 | 246,096.25 | 0.731 | 8/25/2025 | 0.36 |
| FFCB 0.34 4/22/2024-22 | 250,000.00 | 242,657.50 | 1.708 | 4/22/2024 | 0.36 |
| FFCB 0.375 1/15/2025 | 250,000.00 | 248,907.50 | 0.508 | 1/15/2025 | 0.36 |
| FFCB 0.54 11/3/2025-22 | 250,000.00 | 249,142.50 | 0.610 | 11/3/2025 | 0.36 |
| FFCB 0.59 2/17/2026-21 | 250,000.00 | 249,170.00 | 0.658 | 2/17/2026 | 0.36 |
| FFCB 1.54 11/30/2026-22 | 300,000.00 | 300,000.00 | 1.540 | 11/30/2026 | 0.44 |
| FFCB 1.78 1/26/2027-23 | 500,000.00 | 500,000.00 | 1.780 | 1/26/2027 | 0.73 |
| FFCB 4.5 11/23/2027 | 300,000.00 | 299,668.20 | 4.530 | 11/23/2027 | 0.44 |
| FHLB 0.5 10/9/2024-22 | 500,000.00 | 500,000.00 | 0.500 | 10/9/2024 | 0.73 |
| FHLB 0.58 11/24/2025-21 | 250,000.00 | 250,000.00 | 0.580 | 11/24/2025 | 0.36 |
| FHLB 0.6 1/28/2026-21 | 250,000.00 | 250,000.00 | 0.600 | 1/28/2026 | 0.36 |
| FHLB 0.65 2/26/2026-21 | 500,000.00 | 500,000.00 | 0.650 | 2/26/2026 | 0.73 |
| FHLB 1 6/26/2026-21 | 250,000.00 | 249,912.50 | 1.007 | 6/26/2026 | 0.36 |
| FHLB 1.05 6/30/2026-21 | 250,000.00 | 250,000.00 | 1.050 | 6/30/2026 | 0.36 |
| FHLB 1.08 9/15/2026-21 | 250,000.00 | 249,312.50 | 1.137 | 9/15/2026 | 0.36 |
| FHLB 1.5 11/25/2026-22 | 300,000.00 | 300,000.00 | 1.500 | 11/25/2026 | 0.44 |
| FHLB 1.6 1/19/2027-22 | 500,000.00 | 500,000.00 | 1.600 | 1/19/2027 | 0.73 |
| FHLB 2.42 4/19/2024-22 | 500,000.00 | 500,000.00 | 2.420 | 4/19/2024 | 0.73 |
| FHLB 2.75 6/28/2024 | 250,000.00 | 246,642.50 | 3.439 | 6/28/2024 | 0.36 |
| FHLB 3.4 4/29/2027-22 | 300,000.00 | 300,000.00 | 3.400 | 4/29/2027 | 0.44 |
| FHLB 4.5 7/26/2027-23 | 300,000.00 | 297,732.00 | 4.699 | 7/26/2027 | 0.44 |
| FHLB 4.75 3/8/2024 | 500,000.00 | 499,849.00 | 4.777 | 3/8/2024 | 0.73 |
| FHLB 5 4/12/2027-24 | 300,000.00 | 300,000.00 | 5.000 | 4/12/2027 | 0.44 |
| FHLB 5.75 5/25/2028-23 | 300,000.00 | 300,000.00 | 5.750 | 5/25/2028 | 0.44 |
| FHLB 5.75 7/26/2028-24 | 300,000.00 | 300,000.00 | 5.750 | 7/26/2028 | 0.44 |
| FHLMC 0.375 9/30/2024-22 | 250,000.00 | 234,997.50 | 2.952 | 9/30/2024 | 0.36 |
| FHLMC 0.625 9/8/2025-21 | 500,000.00 | 500,000.00 | 0.625 | 9/8/2025 | 0.73 |
| FHLMC 2.2 9/27/2024-22 | 300,000.00 | 300,150.00 | 2.179 | 9/27/2024 | 0.44 |
| FHLMC 4.2 7/12/2027-23 | 294,000.00 | 294,000.00 | 4.200 | 7/12/2027 | 0.43 |
| FHLMC 5 2/24/2028-23 | 300,000.00 | 300,000.00 | 5.000 | 2/24/2028 | 0.44 |
| FHLMC 5.2 4/17/2028-24 | 500,000.00 | 500,000.00 | 5.200 | 4/17/2028 | 0.73 |
| FHLMC 5.5 7/26/2028-24 | 300,000.00 | 300,000.00 | 5.500 | 7/26/2028 | 0.44 |
| FHLMC 5.6 9/14/2027-23 | 350,000.00 | 350,000.00 | 5.600 | 9/14/2027 | 0.51 |
| FHLMC 6 3/27/2028-23 | 300,000.00 | 300,000.00 | 6.000 | 3/27/2028 | 0.44 |
| FHLMC 6 8/16/2027-23 | 500,000.00 | 500,000.00 | 6.000 | 8/16/2027 | 0.73 |
| FHLMC 6.15 9/28/2028-24 | 500,000.00 | 500,000.00 | 6.150 | 9/28/2028 | 0.73 |
| FIRST HORIZON BANK 5.15 12/2/2024 | 248,000.00 | 248,000.00 | 5.150 | 12/2/2024 | 0.36 |
| First Natl Bank of America 0.5 1/28/2026-22 | 248,000.00 | 248,000.00 | 0.500 | 1/28/2026 | 0.36 |
| FIRST TECHNOLOGY FCU 5.35 4/12/2024 | 248,000.00 | 248,000.00 | 5.350 | 4/12/2024 | 0.36 |
| FLAGSTAR BANK 0.9 5/1/2025 | 248,000.00 | 248,000.00 | 0.900 | 5/1/2025 | 0.36 |
| FNMA 0.5 11/7/2025 | 250,000.00 | 246,777.25 | 0.782 | 11/7/2025 | 0.36 |
| FNMA 0.5 6/17/2025 | 300,000.00 | 292,365.00 | 1.261 | 6/17/2025 | 0.44 |
| FNMA 0.56 10/22/2025-21 | 250,000.00 | 249,937.50 | 0.565 | 10/22/2025 | 0.36 |
| Freedom Northwest Credit Union (#65722)5.35 9/18 | 248,000.00 | 248,000.00 | 5.350 | 9/18/2026 | 0.36 |
| FRONTIER BANK MADISON 4.55 7/14/2027 | 248,000.00 | 248,000.00 | 4.550 | 7/14/2027 | 0.36 |
| GENERAL ELECTRIC CU 5 1/30/2024 | 248,000.00 | 248,000.00 | 5.000 | 1/30/2024 | 0.36 |
| GENERATIONS BANK 2.95 5/6/2025-22 | 248,000.00 | 248,000.00 | 2.950 | 5/6/2025 | 0.36 |

| Description | Par Value | Cost Value | YTM @ Cost | Maturity Date | % of Portfolio |
|---|---|---|---|---|---|
| GRANT COUNTY STATE BANK (#15687) 4.55 8/29/2028 | 248,000.00 | 248,000.00 | 4.550 | 8/29/2028 | 0.36 |
| GREENSTATE CREDIT UNION 0.9 6/16/2026 | 248,000.00 | 248,000.00 | 0.900 | 6/16/2026 | 0.36 |
| HARDIN COUNTY SAVINGS BANK (#5817) 4.75 10/6/2027- | 199,000.00 | 197,961.42 | 4.891 | 10/6/2027 | 0.29 |
| ISRAEL DISCOUNT BKNY 0.5 11/6/2023 | 248,000.00 | 248,000.00 | 0.500 | 11/6/2023 | 0.36 |
| JEFFERSON FIN FED CU 5 12/28/2023 | 248,000.00 | 248,000.00 | 5.000 | 12/28/2023 | 0.36 |
| JP MORGAN CHASE BANK NA 0.8 9/9/2026-21 | 248,000.00 | 247,355.20 | 0.853 | 9/9/2026 | 0.36 |
| LAFAYETTE FED CR UN 3.25 5/25/2027 | 248,000.00 | 248,000.00 | 3.250 | 5/25/2027 | 0.36 |
| LATINO COMM CU 4.9 6/29/2026 | 248,000.00 | 248,000.00 | 4.900 | 6/29/2026 | 0.36 |
| LIBERTY FIRST CR UN 4.5 2/3/2026 | 248,000.00 | 248,000.00 | 4.500 | 2/3/2026 | 0.36 |
| LIVE OAK BANKING 0.8 8/13/2026 | 248,000.00 | 248,000.00 | 0.800 | 8/13/2026 | 0.36 |
| LUANA SAVINGS BANK 0.45 2/19/2026 | 248,000.00 | 248,000.00 | 0.450 | 2/19/2026 | 0.36 |
| MEDALLION BANK 0.85 7/30/2026 | 248,000.00 | 248,000.00 | 0.850 | 7/30/2026 | 0.36 |
| MERRICK BANK 0.5 6/30/2025 | 248,000.00 | 248,062.00 | 0.494 | 6/30/2025 | 0.36 |
| MID-FLORIDA CU 5.5 7/26/2028-25 | 248,000.00 | 248,000.00 | 5.500 | 7/26/2028 | 0.36 |
| MORGAN STANLEY PVT BANK 3.05 2/14/2024 | 248,000.00 | 248,000.00 | 3.050 | 2/14/2024 | 0.36 |
| NELNET BANK INC 1.5 2/2/2027 | 248,000.00 | 248,000.00 | 1.500 | 2/2/2027 | 0.36 |
| NEW YORK COMMUNITY BK 0.4 7/1/2024 | 248,000.00 | 248,000.00 | 0.400 | 7/1/2024 | 0.36 |
| NUMERICA CREDIT UN 4.7 5/30/2028 | 248,000.00 | 248,000.00 | 4.700 | 5/30/2028 | 0.36 |
| PACIFIC WESTERN BANK 5.65 4/5/2028-24 | 248,000.00 | 248,000.00 | 5.650 | 4/5/2028 | 0.36 |
| Pentagon Fed Credit Union 0.9 9/29/2026 | 248,000.00 | 248,000.00 | 0.900 | 9/29/2026 | 0.36 |
| PEOPLES SECURITY B&TC 5.45 3/30/2028-23 | 248,000.00 | 248,000.00 | 5.450 | 3/30/2028 | 0.36 |
| POINT WEST CU 5 4/13/2026 | 248,000.00 | 248,000.00 | 5.000 | 4/13/2026 | 0.36 |
| RAYMOND JAMES BANK NA 1.85 12/30/2024 | 248,000.00 | 248,000.00 | 1.850 | 12/30/2024 | 0.36 |
| ROGUE CD 5.1 1/20/2028-23 | 248,000.00 | 248,000.00 | 5.100 | 1/20/2028 | 0.36 |
| SALLE MAE BANK 0.85 6/17/2025 | 248,000.00 | 248,000.00 | 0.850 | 6/17/2025 | 0.36 |
| SAN FRANCISCO CR UN 4.35 2/3/2028 | 248,000.00 | 248,000.00 | 4.350 | 2/3/2028 | 0.36 |
| SPOKANE TEACHERS CU 5 11/24/2025 | 248,000.00 | 248,000.00 | 5.000 | 11/24/2025 | 0.36 |
| STATE BANK OF INDIA NY 1.35 12/30/2026 | 248,000.00 | 248,000.00 | 1.350 | 12/30/2026 | 0.36 |
| SYNCHRONY BANK 0.9 8/20/2026 | 248,000.00 | 248,000.00 | 0.900 | 8/20/2026 | 0.36 |
| TECHNOLOGY FCU 5 4/28/2025 | 248,000.00 | 248,000.00 | 5.000 | 4/28/2025 | 0.36 |
| TEXAS EXCHANGE BANK 1 5/30/2025-20 | 248,000.00 | 248,000.00 | 1.000 | 5/30/2025 | 0.36 |
| TIAA FSB 0.85 5/11/2026-22 | 248,000.00 | 248,000.00 | 0.850 | 5/11/2026 | 0.36 |
| T-Note 0.25 6/15/2024 | 250,000.00 | 248,570.77 | 0.443 | 6/15/2024 | 0.36 |
| T-Note 0.25 7/31/2025 | 250,000.00 | 244,970.70 | 0.722 | 7/31/2025 | 0.36 |
| T-Note 0.25 8/31/2025 | 300,000.00 | 294,534.38 | 0.720 | 8/31/2025 | 0.44 |
| T-Note 0.375 9/15/2024 | 200,000.00 | 198,653.12 | 0.609 | 9/15/2024 | 0.29 |
| T-Note 0.5 11/30/2023 | 300,000.00 | 299,819.27 | 0.530 | 11/30/2023 | 0.44 |
| T-Note 0.5 3/31/2025 | 250,000.00 | 249,488.28 | 0.559 | 3/31/2025 | 0.36 |
| T-Note 0.625 7/31/2026 | 500,000.00 | 482,101.56 | 1.441 | 7/31/2026 | 0.73 |
| T-Note 0.75 4/30/2026 | 250,000.00 | 248,535.16 | 0.870 | 4/30/2026 | 0.36 |
| T-Note 0.75 4/30/2026 | 250,000.00 | 249,390.62 | 0.800 | 4/30/2026 | 0.36 |
| T-Note 0.875 9/30/2026 | 200,000.00 | 198,012.50 | 1.082 | 9/30/2026 | 0.29 |
| T-Note 1.125 10/31/2026 | 250,000.00 | 249,091.80 | 1.193 | 10/31/2026 | 0.36 |
| T-Note 1.125 10/31/2026 | 300,000.00 | 298,378.12 | 1.228 | 10/31/2026 | 0.44 |
| T-Note 1.125 10/31/2026 | 300,000.00 | 297,440.62 | 1.288 | 10/31/2026 | 0.44 |
| T-Note 1.25 11/30/2026 | 300,000.00 | 300,360.22 | 1.225 | 11/30/2026 | 0.44 |
| T-Note 1.25 12/31/2026 | 500,000.00 | 497,324.22 | 1.351 | 12/31/2026 | 0.73 |
| T-Note 1.5 1/31/2027 | 300,000.00 | 296,081.25 | 1.775 | 1/31/2027 | 0.44 |
| T-Note 1.5 9/30/2024 | 250,000.00 | 259,058.60 | 0.465 | 9/30/2024 | 0.36 |
| T-Note 1.5 9/30/2024 | 250,000.00 | 249,468.75 | 1.583 | 9/30/2024 | 0.36 |
| T-Note 1.625 10/31/2026 | 400,000.00 | 411,712.50 | 1.029 | 10/31/2026 | 0.58 |
| T-Note 1.75 12/31/2024 | 250,000.00 | 260,347.66 | 0.562 | 12/31/2024 | 0.36 |
| T-Note 2.125 3/31/2024 | 300,000.00 | 306,815.62 | 1.075 | 3/31/2024 | 0.44 |
| T-Note 2.75 8/31/2025 | 250,000.00 | 248,785.16 | 2.903 | 8/31/2025 | 0.36 |
| TOYOTA FIN SVG 0.95 7/15/2026 | 248,000.00 | 248,434.00 | 0.914 | 7/15/2026 | 0.36 |
| TTCU FED CU 5 7/26/2028 | 248,000.00 | 248,000.00 | 5.000 | 7/26/2028 | 0.36 |
| TUCSON FEDERAL CREDIT UNION (#2157) 5 9/8/2028 | 248,000.00 | 248,000.00 | 5.000 | 9/8/2028 | 0.36 |
| TVA BD 25 0.75 5/15/2025 | 250,000.00 | 251,392.50 | 0.611 | 5/15/2025 | 0.36 |
| TVA BD 25 0.75 5/15/2025 | 250,000.00 | 241,362.00 | 1.847 | 5/15/2025 | 0.36 |
| UBS BANK USA 0.9 7/21/2026 | 248,000.00 | 248,000.00 | 0.900 | 7/21/2026 | 0.36 |
| UNIVEST BANK & TRUST 4.55 6/21/2027 | 248,000.00 | 248,000.00 | 4.550 | 6/21/2027 | 0.36 |
| USALLIANCE CU 4.75 12/30/2027 | 248,000.00 | 248,000.00 | 4.750 | 12/30/2027 | 0.36 |
| UTAH FIRST FED CU 5 7/21/2028 | 248,000.00 | 248,000.00 | 5.000 | 7/21/2028 | 0.36 |
| VYSTAR CREDIT UNION 4.45 10/7/2027 | 248,000.00 | 248,000.00 | 4.450 | 10/7/2027 | 0.36 |
| WEBBANK 1 12/30/2024-22 | 248,000.00 | 248,000.00 | 1.000 | 12/30/2024 | 0.36 |
| WELLS FARGO BANK NA 2.65 5/24/2024 | 248,000.00 | 248,000.00 | 2.650 | 5/24/2024 | 0.36 |
| WESTERN ALLIANCE BK 5.25 5/24/2024 | 248,000.00 | 248,000.00 | 5.250 | 5/24/2024 | 0.36 |
| WESTSTREET 4.95 11/18/2025 | 248,000.00 | 248,000.00 | 4.950 | 11/18/2025 | 0.36 |
| ZIONS BANCORP 5.4 9/27/2024 | 248,000.00 | 248,000.00 | 5.400 | 9/27/2024 | 0.36 |
| Sub Total / Average Modoc County Managed Funds | 41,400,000.00 | 41,334,634.14 | 2.768 | | 60.43 |
| Plumas Bank | | | | | |
| Plumas Bank Cash | 1,400,000.00 | 1,400,000.00 | 0.000 | N/A | 2.04 |
| Plumas Bank MM | 1,328,236.01 | 1,328,236.01 | 0.460 | N/A | 1.94 |
| US Bank | | | | | |
| US BANK Cash | 151,399.50 | 151,399.50 | 0.000 | N/A | 0.22 |
| Total / Average | 68,507,486.48 | 68,432,623.27 | 3.119 | | 100 |

The Modoc County Treasurer has the cash flow necessary to meet the expenditure needs of the treasury pool for the next six months. Market Values were obtained from Bank of New York Mellon statement.

September 30, 2023 Total Investments $ 68,432,623.27

Modoc County
Transactions Summary
MONTHLY Transaction Detail, by Action
Group By: Action
Portfolio / Report Group: All Portfolios
Begin Date: 09/01/2023, End Date: 09/30/2023

| Description | CUSIP/Ticker | YTM @ Cost | Trade Date | Settlement Date | Maturity Date | Face Amount/Shares | Principal | Price | Interest/Dividends | Total |
|---|---|---|---|---|---|---|---|---|---|---|
| **Buy** | | | | | | | | | | |
| AMXCA 2023-3 MBS 5.23 9/15/2028 | 02582JKD1 | 0.000 | 9/12/2023 | 9/19/2023 | 9/15/2028 | 145,000.00 | 144,993.52 | 99.995531 | 0.00 | 144,993.52 |
| BANK OF MONTREAL5.92 9/25/2025 | 06368LWT9 | 5.927 | 9/19/2023 | 9/25/2023 | 9/25/2025 | 320,000.00 | 319,958.40 | 99.987 | 0.00 | 319,958.40 |
| Chartway FCU 5 9/8/2027 | 16141BAQ4 | 5.000 | 9/8/2023 | 9/8/2023 | 9/8/2027 | 248,000.00 | 248,000.00 | 100 | 0.00 | 248,000.00 |
| FFCB 4.5 11/23/2027 | 3133EPUE3 | 4.530 | 9/6/2023 | 9/7/2023 | 11/23/2027 | 300,000.00 | 299,668.20 | 99.8894 | 525.00 | 300,193.20 |
| FHLMC 6.15 9/28/2028-24 | 3134H1CH4 | 6.150 | 9/12/2023 | 9/28/2023 | 9/28/2028 | 500,000.00 | 500,000.00 | 100 | 0.00 | 500,000.00 |
| Freedom Northwest Credit Union (#65722)5.35 9/18 | 356436AQ8 | 5.350 | 9/19/2023 | 9/19/2023 | 9/18/2026 | 248,000.00 | 248,000.00 | 100 | 0.00 | 248,000.00 |
| GRANT COUNTY STATE BANK (#15687) 4.55 8/29/2028 | 38779MAA8 | 4.550 | 9/6/2023 | 9/8/2023 | 8/29/2028 | 248,000.00 | 248,000.00 | 100 | 247.32 | 248,247.32 |
| HARDIN COUNTY SAVINGS BANK (#5817) 4.75 10/6/2027- | 412022DH5 | 4.891 | 9/6/2023 | 9/8/2023 | 10/6/2027 | 199,000.00 | 197,961.42 | 99.478101 | 51.79 | 198,013.21 |
| JDOT 2023-C A3 MBS 5.48 5/15/2028 | 47787CAC7 | 5.546 | 9/12/2023 | 9/19/2023 | 5/15/2028 | 135,000.00 | 134,990.73 | 99.993133 | 0.00 | 134,990.73 |
| PUBLIC SERVICE ELECTRIC3.65 9/1/2028 | 74456QBX3 | 5.124 | 9/7/2023 | 9/11/2023 | 9/1/2028 | 300,000.00 | 280,803.00 | 93.601 | 304.17 | 281,107.17 |
| TUCSON FEDERAL CREDIT UNION (#2157) 5 9/8/2028 | 898812AC6 | 5.000 | 9/8/2023 | 9/8/2023 | 9/8/2028 | 248,000.00 | 248,000.00 | 100 | 0.00 | 248,000.00 |
| **Sub Total / Average Buy** | | | | | | **2,891,000.00** | **2,870,375.27** | | **1,128.28** | **2,871,503.55** |
| **Deposit** | | | | | | | | | | |
| CalTrust - Medium Term MM | MM4210M | 0.000 | 9/30/2023 | 9/30/2023 | N/A | 3,847.86 | 3,847.86 | 100 | 0.00 | 3,847.86 |
| CAMP LGIP | LGIP6065-001 | 0.000 | 9/29/2023 | 9/29/2023 | N/A | 38,031.12 | 38,031.12 | 100 | 0.00 | 38,031.12 |
| CAMP LGIP | LGIP6065-001 | 0.000 | 9/27/2023 | 9/27/2023 | N/A | 1,500,000.00 | 1,500,000.00 | 100 | 0.00 | 1,500,000.00 |
| CAMP LGIP | LGIP6065-001 | 0.000 | 9/19/2023 | 9/19/2023 | N/A | 540,000.00 | 540,000.00 | 100 | 0.00 | 540,000.00 |
| Fidelity MM | MM4500 | 0.000 | 9/30/2023 | 9/30/2023 | N/A | 35,682.39 | 35,682.39 | 100 | 0.00 | 35,682.39 |
| Fidelity MM | MM4500 | 0.000 | 9/30/2023 | 9/30/2023 | N/A | 130,223.09 | 130,223.09 | 100 | 0.00 | 130,223.09 |
| Fidelity MM | MM4500 | 0.000 | 9/14/2023 | 9/14/2023 | N/A | 350,000.00 | 350,000.00 | 100 | 0.00 | 350,000.00 |
| Fidelity MM | MM4500 | 0.000 | 9/5/2023 | 9/5/2023 | N/A | 4,086.71 | 4,086.71 | 100 | 0.00 | 4,086.71 |
| Plumas Bank MM | MM1266 | 0.000 | 9/30/2023 | 9/30/2023 | N/A | 438.87 | 438.87 | 100 | 0.00 | 438.87 |
| Plumas Bank MM | MM1266 | 0.000 | 9/30/2023 | 9/30/2023 | N/A | 3,809,639.04 | 3,809,639.04 | 100 | 0.00 | 3,809,639.04 |
| US BANK Cash | CASH34874 | 0.000 | 9/30/2023 | 9/30/2023 | N/A | 151,399.50 | 151,399.50 | 100 | 0.00 | 151,399.50 |
| **Sub Total / Average Deposit** | | | | | | **6,563,348.58** | **6,563,348.58** | | **0.00** | **6,563,348.58** |
| **Interest** | | | | | | | | | | |
| A+ FEDERAL CU 4.55 4/28/2028 | 00224TAP1 | 0.000 | 9/28/2023 | 9/28/2023 | 4/28/2028 | 0.00 | 0.00 | | 958.37 | 958.37 |
| AFFINITY PLUS CU 5.05 3/20/2026 | 00833AAC4 | 0.000 | 9/20/2023 | 9/20/2023 | 3/20/2026 | 0.00 | 0.00 | | 1,063.68 | 1,063.68 |
| ALASKA USA CU 4.6 3/8/2028 | 011852AE0 | 0.000 | 9/8/2023 | 9/8/2023 | 3/8/2028 | 0.00 | 0.00 | | 968.90 | 968.90 |
| ALLIANT CREDIT UNION 5.1 12/30/2025 | 01882MAD4 | 0.000 | 9/30/2023 | 9/30/2023 | 12/30/2025 | 0.00 | 0.00 | | 1,074.21 | 1,074.21 |
| AMERICAN EXPRESS NATL BK 1.55 3/31/2025 | 02589AB68 | 0.000 | 9/30/2023 | 9/30/2023 | 3/31/2025 | 0.00 | 0.00 | | 484.45 | 484.45 |
| BANK FIVE NINE 4.3 11/19/2027 | 062119BX9 | 0.000 | 9/19/2023 | 9/19/2023 | 11/19/2027 | 0.00 | 0.00 | | 905.71 | 905.71 |
| BANK OZK 5.1 11/14/2023 | 06418CHW9 | 0.000 | 9/14/2023 | 9/14/2023 | 11/14/2023 | 0.00 | 0.00 | | 1,074.21 | 1,074.21 |
| BAXTER FED CU 5 11/23/2026 | 07181JAU8 | 0.000 | 9/22/2023 | 9/22/2023 | 11/23/2026 | 0.00 | 0.00 | | 1,053.15 | 1,053.15 |
| BEAL BANK 2.05 3/3/2027 | 07371AZQ9 | 0.000 | 9/9/2023 | 9/9/2023 | 3/3/2027 | 0.00 | 0.00 | | 2,562.89 | 2,562.89 |
| BMO HARRIS BANK NA 0.5 3/28/2025-20 | 05600XAY6 | 0.000 | 9/28/2023 | 9/28/2023 | 3/28/2025 | 0.00 | 0.00 | | 239.45 | 239.45 |
| BMW BANK NORTH AMERICA 0.45 3/26/2024 | 05580AZD9 | 0.000 | 9/26/2023 | 9/26/2023 | 3/26/2024 | 0.00 | 0.00 | | 562.59 | 562.59 |
| BMW VEH LEASE TR MBS 0.33 12/26/2024 | 09690AAC7 | 0.000 | 9/25/2023 | 9/25/2023 | 12/26/2024 | 0.00 | 0.00 | | 2.33 | 2.33 |
| BMW VEH LEASE TR MBS 5.16 11/25/2025 | 05593AAC3 | 0.000 | 9/25/2023 | 9/25/2023 | 11/25/2025 | 0.00 | 0.00 | | 64.50 | 64.50 |
| CalTrust - Medium Term MM | MM4210M | 0.000 | 9/30/2023 | 9/30/2023 | N/A | 0.00 | 0.00 | | 3,847.86 | 3,847.86 |
| CAMP LGIP | LGIP6065-001 | 0.000 | 9/29/2023 | 9/29/2023 | N/A | 0.00 | 0.00 | | 38,031.12 | 38,031.12 |
| CATERPILLAR FINL SRVC 0.45 9/14/2023 | 14913R2F3 | 0.000 | 9/14/2023 | 9/14/2023 | 9/14/2023 | 0.00 | 0.00 | | 787.50 | 787.50 |
| CHARLES SCHWAB 0.75 3/18/2024 | 808513BN4 | 0.000 | 9/18/2023 | 9/18/2023 | 3/18/2024 | 0.00 | 0.00 | | 1,125.00 | 1,125.00 |
| CHIEF FIN FED CU 4.7 10/12/2027-23 | 16863LAD7 | 0.000 | 9/12/2023 | 9/12/2023 | 10/12/2027 | 0.00 | 0.00 | | 989.96 | 989.96 |
| CHUBB INA HOLDINGS INC 3.15 3/15/2025 | 00440EAS6 | 0.000 | 9/15/2023 | 9/15/2023 | 3/15/2025 | 0.00 | 0.00 | | 5,118.75 | 5,118.75 |
| CITY NATL BK LOS ANGELES 5 3/31/2028 | 178180GY5 | 0.000 | 9/30/2023 | 9/30/2023 | 3/31/2028 | 0.00 | 0.00 | | 6,216.99 | 6,216.99 |
| CONNEXUS CREDIT UNION 1.15 12/23/2025 | 20825WAQ3 | 0.000 | 9/30/2023 | 9/30/2023 | 12/23/2025 | 0.00 | 0.00 | | 234.41 | 234.41 |
| DOUGLAS NATIONAL BANK 5.25 10/3/2023 | 259744EB2 | 0.000 | 9/29/2023 | 9/29/2023 | 10/3/2023 | 0.00 | 0.00 | | 1,105.81 | 1,105.81 |
| EAGLEMARK SAVINGS BANK 2 3/2/2027 | 27004PCM3 | 0.000 | 9/2/2023 | 9/2/2023 | 3/2/2027 | 0.00 | 0.00 | | 2,500.38 | 2,500.38 |
| ENERBANK USA 1.8 1/29/2025 | 29278TMR8 | 0.000 | 9/29/2023 | 9/29/2023 | 1/29/2025 | 0.00 | 0.00 | | 210.97 | 210.97 |
| FED FARM CR BKS 0.43 3/3/2025 | 3133EMSJ2 | 0.000 | 9/3/2023 | 9/3/2023 | 3/3/2025 | 0.00 | 0.00 | | 537.50 | 537.50 |
| FHLB 0.5 10/9/2024-22 | 3130ANQ29 | 0.000 | 9/9/2023 | 9/9/2023 | 10/9/2024 | 0.00 | 0.00 | | 1,250.00 | 1,250.00 |
| FHLB 1.08 9/15/2026-21 | 3130ANWH9 | 0.000 | 9/15/2023 | 9/15/2023 | 9/15/2026 | 0.00 | 0.00 | | 1,350.00 | 1,350.00 |
| FHLB 4.75 3/8/2024 | 3130ATUQ8 | 0.000 | 9/8/2023 | 9/8/2023 | 3/8/2024 | 0.00 | 0.00 | | 11,875.00 | 11,875.00 |
| FHLB 5.375 9/9/2024 | 3130AVD41 | 0.000 | 9/9/2023 | 9/9/2023 | 9/9/2024 | 0.00 | 0.00 | | 5,375.00 | 5,375.00 |
| FHLMC 0.375 9/23/2025 | 3137EAEX3 | 0.000 | 9/23/2023 | 9/23/2023 | 9/23/2025 | 0.00 | 0.00 | | 187.50 | 187.50 |
| FHLMC 0.375 9/30/2024-22 | 3134GWUX2 | 0.000 | 9/30/2023 | 9/30/2023 | 9/30/2024 | 0.00 | 0.00 | | 468.75 | 468.75 |
| FHLMC 0.625 9/8/2025-21 | 3134GWH82 | 0.000 | 9/8/2023 | 9/8/2023 | 9/8/2025 | 0.00 | 0.00 | | 1,562.50 | 1,562.50 |
| FHLMC 2.2 9/27/2024-22 | 3134GXPZ1 | 0.000 | 9/27/2023 | 9/27/2023 | 9/27/2024 | 0.00 | 0.00 | | 3,300.00 | 3,300.00 |
| FHLMC 5.6 9/14/2027-23 | 3134GYTN2 | 0.000 | 9/14/2023 | 9/14/2023 | 9/14/2027 | 0.00 | 0.00 | | 4,900.00 | 4,900.00 |
| FHLMC 6 3/27/2028-23 | 3134GYMA7 | 0.000 | 9/27/2023 | 9/27/2023 | 3/27/2028 | 0.00 | 0.00 | | 9,000.00 | 9,000.00 |
| FHMS K073 MBS 3.35 1/25/2028 | 3137FETN0 | 0.000 | 9/25/2023 | 9/25/2023 | 1/25/2028 | 0.00 | 0.00 | | 558.33 | 558.33 |

| Description | CUSIP/Ticker | YTM @ Cost | Trade Date | Settlement Date | Maturity Date | Face Amount/Shares | Principal | Price | Interest/Dividends | Total |
|---|---|---|---|---|---|---|---|---|---|---|
| First Natl Bank of Anchorage 1/28/2026-22 | 32115FCU0 | 0.000 | 9/18/2023 | 9/18/2023 | 1/28/2026 | 0.00 | 0.00 | | 0.00 | 0.00 |
| FIRST TECHNOLOGY FCU 5.35 4/12/2024 | 33715LEW6 | 0.000 | 9/12/2023 | 9/12/2023 | 4/12/2024 | 0.00 | 0.00 | | 1,126.87 | 1,126.87 |
| FRONTIER BANK MADISON 4.55 7/14/2027 | 35907XFH5 | 0.000 | 9/14/2023 | 9/14/2023 | 7/14/2027 | 0.00 | 0.00 | | 958.37 | 958.37 |
| GENERAL ELECTRIC CU 5 1/30/2024 | 369674CG9 | 0.000 | 9/28/2023 | 9/28/2023 | 1/30/2024 | 0.00 | 0.00 | | 1,053.15 | 1,053.15 |
| GENERATIONS BANK 2.95 5/6/2025-22 | 37149CAS6 | 0.000 | 9/6/2023 | 9/6/2023 | 5/6/2025 | 0.00 | 0.00 | | 621.36 | 621.36 |
| GRANT COUNTY STATE BANK (#15687) 4.55 8/29/2028 | 38779MAA8 | 0.000 | 9/30/2023 | 9/30/2023 | 8/29/2028 | 0.00 | 0.00 | | 927.45 | 927.45 |
| HAROT 2020-3MBS 0.37 10/18/2024 | 43813KAC6 | 0.000 | 9/18/2023 | 9/18/2023 | 10/18/2024 | 0.00 | 0.00 | | 4.78 | 4.78 |
| HAROT 2021-1 MBS 0.27 4/21/2025 | 43813GAC5 | 0.000 | 9/21/2023 | 9/21/2023 | 4/21/2025 | 0.00 | 0.00 | | 1.80 | 1.80 |
| HAROT 2021-4 MBS 0.88 1/21/2026 | 43815GAC3 | 0.000 | 9/21/2023 | 9/21/2023 | 1/21/2026 | 0.00 | 0.00 | | 167.91 | 167.91 |
| INTER-AMERICAN DEVEL BK 0.5 9/23/2024 | 4581X0DZ8 | 0.000 | 9/23/2023 | 9/23/2023 | 9/23/2024 | 0.00 | 0.00 | | 362.50 | 362.50 |
| INTL BK RECON & DEVELOP 2.5 3/19/2024 | 459058GQ0 | 0.000 | 9/19/2023 | 9/19/2023 | 3/19/2024 | 0.00 | 0.00 | | 1,562.50 | 1,562.50 |
| JDOT 2021-AMBS 0.36 9/15/2025 | 47788UAC6 | 0.000 | 9/15/2023 | 9/15/2023 | 9/15/2025 | 0.00 | 0.00 | | 4.30 | 4.30 |
| JEFFERSON FIN FED CU 5 12/28/2023 | 474067BR5 | 0.000 | 9/28/2023 | 9/28/2023 | 12/28/2023 | 0.00 | 0.00 | | 1,053.15 | 1,053.15 |
| JOHN DEERE CAPITAL CORP 4.15 9/15/2027 | 24422EWK1 | 0.000 | 9/15/2023 | 9/15/2023 | 9/15/2027 | 0.00 | 0.00 | | 6,225.00 | 6,225.00 |
| JOHN DEERE OWNER TR MBS 3.74 2/16/2027 | 47800AAC4 | 0.000 | 9/15/2023 | 9/15/2023 | 2/16/2027 | 0.00 | 0.00 | | 140.25 | 140.25 |
| JP MORGAN CHASE BANK NA 0.8 9/9/2026-21 | 48128UC23 | 0.000 | 9/9/2023 | 9/9/2023 | 9/9/2026 | 0.00 | 0.00 | | 1,000.15 | 1,000.15 |
| LAFAYETTE FED CR UN 3.25 5/25/2027 | 50625LBJ1 | 0.000 | 9/25/2023 | 9/25/2023 | 5/25/2027 | 0.00 | 0.00 | | 684.55 | 684.55 |
| LATINO COMM CU 4.9 6/29/2026 | 51828MAJ3 | 0.000 | 9/27/2023 | 9/27/2023 | 6/29/2026 | 0.00 | 0.00 | | 1,032.09 | 1,032.09 |
| MASTERCARD INC 4.875 3/9/2028 | 57636QAW4 | 0.000 | 9/9/2023 | 9/9/2023 | 3/9/2028 | 0.00 | 0.00 | | 7,312.50 | 7,312.50 |
| MERCEDES-BENZ ALT MBS 0.4 11/15/2024 | 58769KAD6 | 0.000 | 9/15/2023 | 9/15/2023 | 11/15/2024 | 0.00 | 0.00 | | 7.32 | 7.32 |
| MERRICK BANK 0.5 6/30/2025 | 59013KLW4 | 0.000 | 9/30/2023 | 9/30/2023 | 6/30/2025 | 0.00 | 0.00 | | 105.32 | 105.32 |
| MID-FLORIDA CU 5.5 7/26/2028-25 | 59741QAA0 | 0.000 | 9/26/2023 | 9/26/2023 | 7/26/2028 | 0.00 | 0.00 | | 1,158.47 | 1,158.47 |
| NATIONAL RURAL UTIL COOP 4.45 3/13/2026 | 63743HFH0 | 0.000 | 9/13/2023 | 9/13/2023 | 3/13/2026 | 0.00 | 0.00 | | 7,935.83 | 7,935.83 |
| NUMERICA CREDIT UN 4.7 5/30/2028 | 67054NBJ1 | 0.000 | 9/30/2023 | 9/30/2023 | 5/30/2028 | 0.00 | 0.00 | | 989.96 | 989.96 |
| Pentagon Fed Credit Union 0.9 9/29/2026 | 70962LAS1 | 0.000 | 9/29/2023 | 9/29/2023 | 9/29/2026 | 0.00 | 0.00 | | 189.57 | 189.57 |
| PEOPLES SECURITY B&TC 5.45 3/30/2028-23 | 712303BF2 | 0.000 | 9/30/2023 | 9/30/2023 | 3/30/2028 | 0.00 | 0.00 | | 6,813.55 | 6,813.55 |
| Plumas Bank MM | MM1266 | 0.000 | 9/30/2023 | 9/30/2023 | N/A | 0.00 | 0.00 | | 438.87 | 438.87 |
| ROGUE CD 5.1 1/20/2028-23 | 77535MAM5 | 0.000 | 9/20/2023 | 9/20/2023 | 1/20/2028 | 0.00 | 0.00 | | 1,074.21 | 1,074.21 |
| SAN FRANCISCO CR UN 4.35 2/3/2028 | 79772FAG1 | 0.000 | 9/3/2023 | 9/3/2023 | 2/3/2028 | 0.00 | 0.00 | | 916.24 | 916.24 |
| SPOKANE TEACHERS CU 5 11/24/2025 | 849061AA4 | 0.000 | 9/23/2023 | 9/23/2023 | 11/24/2025 | 0.00 | 0.00 | | 1,053.15 | 1,053.15 |
| TAOT 2021-A MBS 0.26 5/15/2025 | 89240BAC2 | 0.000 | 9/15/2023 | 9/15/2023 | 5/15/2025 | 0.00 | 0.00 | | 5.89 | 5.89 |
| TEXAS EXCHANGE BANK 1 5/30/2025-20 | 88241THH6 | 0.000 | 9/2/2023 | 9/2/2023 | 5/30/2025 | 0.00 | 0.00 | | 210.63 | 210.63 |
| T-Note 0.375 9/15/2024 | 91282CCX7 | 0.000 | 9/15/2023 | 9/15/2023 | 9/15/2024 | 0.00 | 0.00 | | 375.00 | 375.00 |
| T-Note 0.5 3/31/2025 | 912828ZF0 | 0.000 | 9/30/2023 | 9/30/2023 | 3/31/2025 | 0.00 | 0.00 | | 625.00 | 625.00 |
| T-Note 0.875 9/30/2026 | 91282CCZ2 | 0.000 | 9/30/2023 | 9/30/2023 | 9/30/2026 | 0.00 | 0.00 | | 875.00 | 875.00 |
| T-Note 1.5 9/30/2024 | 912828YH7 | 0.000 | 9/30/2023 | 9/30/2023 | 9/30/2024 | 0.00 | 0.00 | | 3,750.00 | 3,750.00 |
| T-Note 2.125 3/31/2024 | 912828W71 | 0.000 | 9/30/2023 | 9/30/2023 | 3/31/2024 | 0.00 | 0.00 | | 3,187.50 | 3,187.50 |
| TORONTO-COMINION BANK 0.75 9/11/2025 | 89114QCK2 | 0.000 | 9/11/2023 | 9/11/2023 | 9/11/2025 | 0.00 | 0.00 | | 1,125.00 | 1,125.00 |
| TOYOTA AUTO OT 2020-D MBS 0.35 1/15/2025 | 89236XAC0 | 0.000 | 9/15/2023 | 9/15/2023 | 1/15/2025 | 0.00 | 0.00 | | 1.43 | 1.43 |
| TTCU FED CU 5 7/26/2028 | 89854LAD5 | 0.000 | 9/26/2023 | 9/26/2023 | 7/26/2028 | 0.00 | 0.00 | | 1,053.15 | 1,053.15 |
| UBS BANK USA 0.9 7/21/2026 | 90348JQ60 | 0.000 | 9/21/2023 | 9/21/2023 | 7/21/2026 | 0.00 | 0.00 | | 189.57 | 189.57 |
| UNIVEST BANK & TRUST 4.55 6/21/2027 | 91527PCB1 | 0.000 | 9/21/2023 | 9/21/2023 | 6/21/2027 | 0.00 | 0.00 | | 958.37 | 958.37 |
| UTAH FIRST FED CU 5 7/21/2028 | 91739JAB1 | 0.000 | 9/21/2023 | 9/21/2023 | 7/21/2028 | 0.00 | 0.00 | | 1,053.15 | 1,053.15 |
| VERIZON OWNER TR 2020-B A MBS 0.47 2/20/2025 | 92290BAA9 | 0.000 | 9/20/2023 | 9/20/2023 | 2/20/2025 | 0.00 | 0.00 | | 1.37 | 1.37 |
| WALMART INC 1.05 9/17/2026 | 931142ER0 | 0.000 | 9/17/2023 | 9/17/2023 | 9/17/2026 | 0.00 | 0.00 | | 131.25 | 131.25 |
| WALMART INC 3.95 9/9/2027 | 931142EX7 | 0.000 | 9/9/2023 | 9/9/2023 | 9/9/2027 | 0.00 | 0.00 | | 6,912.50 | 6,912.50 |
| WELLS FARGO BANK NA 2.65 5/24/2024 | 949763B96 | 0.000 | 9/24/2023 | 9/24/2023 | 5/24/2024 | 0.00 | 0.00 | | 558.17 | 558.17 |
| WESTSTREET 4.95 11/18/2025 | 961442AC4 | 0.000 | 9/18/2023 | 9/18/2023 | 11/18/2025 | 0.00 | 0.00 | | 1,042.62 | 1,042.62 |
| ZIONS BANCORP 5.4 9/27/2024 | 98970LC43 | 0.000 | 9/29/2023 | 9/29/2023 | 9/27/2024 | 0.00 | 0.00 | | 6,677.65 | 6,677.65 |
| **Sub Total / Average Interest** | | | | | | **0.00** | **0.00** | | **185,307.51** | **185,307.51** |
| **Matured** | | | | | | | | | | |
| CATERPILLAR FINL SRVC 0.45 9/14/2023 | 14913R2F3 | 0.000 | 9/14/2023 | 9/14/2023 | 9/14/2023 | 350,000.00 | 350,000.00 | 0 | 0.00 | 350,000.00 |
| **Sub Total / Average Matured** | | | | | | **350,000.00** | **350,000.00** | | **0.00** | **350,000.00** |
| **Principal Pay Down** | | | | | | | | | | |
| BMW VEH LEASE TR MBS 0.33 12/26/2024 | 09690AAC7 | 0.000 | 9/25/2023 | 9/25/2023 | 12/26/2024 | 2,775.51 | 2,775.51 | 0 | 0.00 | 2,775.51 |
| HAROT 2020-3MBS 0.37 10/18/2024 | 43813KAC6 | 0.000 | 9/18/2023 | 9/18/2023 | 10/18/2024 | 3,634.67 | 3,634.67 | 0 | 0.00 | 3,634.67 |
| HAROT 2021-1 MBS 0.27 4/21/2025 | 43813GAC5 | 0.000 | 9/21/2023 | 9/21/2023 | 4/21/2025 | 1,026.59 | 1,026.59 | 0 | 0.00 | 1,026.59 |
| HAROT 2021-4 MBS 0.88 1/21/2026 | 43815GAC3 | 0.000 | 9/21/2023 | 9/21/2023 | 1/21/2026 | 2,075.75 | 2,075.75 | 0 | 0.00 | 2,075.75 |
| HAROT 2021-4 MBS 0.88 1/21/2026 | 43815GAC3 | 0.000 | 9/21/2023 | 9/21/2023 | 1/21/2026 | 12,610.23 | 12,610.23 | 0 | 0.00 | 12,610.23 |
| JDOT 2021-AMBS 0.36 9/15/2025 | 47788UAC6 | 0.000 | 9/15/2023 | 9/15/2023 | 9/15/2025 | 1,354.27 | 1,354.27 | 0 | 0.00 | 1,354.27 |
| MERCEDES-BENZ ALT MBS 0.4 11/15/2024 | 58769KAD6 | 0.000 | 9/15/2023 | 9/15/2023 | 11/15/2024 | 4,320.49 | 4,320.49 | 0 | 0.00 | 4,320.49 |
| TAOT 2021-A MBS 0.26 5/15/2025 | 89240BAC2 | 0.000 | 9/15/2023 | 9/15/2023 | 5/15/2025 | 3,425.20 | 3,425.20 | 0 | 0.00 | 3,425.20 |
| TOYOTA AUTO OT 2020-D MBS 0.35 1/15/2025 | 89236XAC0 | 0.000 | 9/15/2023 | 9/15/2023 | 1/15/2025 | 1,505.02 | 1,505.02 | 0 | 0.00 | 1,505.02 |
| VERIZON OWNER TR 2020-B A MBS 0.47 2/20/2025 | 92290BAA9 | 0.000 | 9/20/2023 | 9/20/2023 | 2/20/2025 | 2,954.66 | 2,954.66 | 0 | 0.00 | 2,954.66 |
| **Sub Total / Average Principal Pay Down** | | | | | | **35,682.39** | **35,682.39** | | **0.00** | **35,682.39** |
| **Withdraw** | | | | | | | | | | |
| CAMP LGIP | LGIP6065-001 | 0.000 | 9/20/2023 | 9/20/2023 | N/A | 500,000.00 | 500,000.00 | 0 | 0.00 | 500,000.00 |
| CAMP LGIP | LGIP6065-001 | 0.000 | 9/13/2023 | 9/13/2023 | N/A | 650,000.00 | 650,000.00 | 0 | 0.00 | 650,000.00 |
| CAMP LGIP | LGIP6065-001 | 0.000 | 9/12/2023 | 9/12/2023 | N/A | 550,000.00 | 550,000.00 | 0 | 0.00 | 550,000.00 |

| Description | CUSIP/Ticker | YTM @ Cost | Trade Date | Settlement Date | Maturity Date | Face Amount/Shares | Principal | Price | Interest/Dividends | Total |
|---|---|---|---|---|---|---|---|---|---|---|
| CAMP LGIP | LGIP6065-001 | 0.000 | 9/11/2023 | 9/11/2023 | N/A | 100,000.00 | 100,000.00 | 0 | 0.00 | 100,000.00 |
| CAMP LGIP | LGIP6065-001 | 0.000 | 9/8/2023 | 9/8/2023 | N/A | 100,000.00 | 100,000.00 | 0 | 0.00 | 100,000.00 |
| Fidelity MM | MM4500 | 0.000 | 9/30/2023 | 9/30/2023 | N/A | 2,871,503.55 | 2,871,503.55 | 0 | 0.00 | 2,871,503.55 |
| Plumas Bank MM | MM1266 | 0.000 | 9/30/2023 | 9/30/2023 | N/A | 3,846,925.41 | 3,846,925.41 | 0 | 0.00 | 3,846,925.41 |
| US BANK Cash | CASH34874 | 0.000 | 9/30/2023 | 9/30/2023 | N/A | 62,729.91 | 62,729.91 | 0 | 0.00 | 62,729.91 |
| **Sub Total / Average Withdraw** | | | | | | **8,681,158.87** | **8,681,158.87** | | **0.00** | **8,681,158.87** |

Modoc County
Portfolio Holdings
MONTHLY Proof for Accuracy: Bank of New York
Report Format: By Transaction
Group By: Custodian
Average By: Face Amount / Shares
Portfolio / Report Group: All Portfolios
As of 9/30/2023

| Description | CUSIP/Ticker | Settlement Date | Maturity Date | Face Amount/Shares | Cost Value | Market Value | Market Price | Portfolio Name |
|---|---|---|---|---|---|---|---|---|
| **Bank of New York Mellon 4500** | | | | | | | | |
| A+ FEDERAL CU 4.55 4/28/2028 | 00224TAP1 | 4/28/2023 | 4/28/2028 | 248,000.00 | 248,000.00 | 240,605.14 | 97.0182 | Modoc County Managed Funds |
| AFFINITY PLUS CU 5.05 3/20/2026 | 00833AAC4 | 3/20/2023 | 3/20/2026 | 248,000.00 | 248,000.00 | 245,697.21 | 99.071455 | Modoc County Managed Funds |
| ALASKA USA CU 4.6 3/8/2028 | 011852AE0 | 3/8/2023 | 3/8/2028 | 248,000.00 | 248,000.00 | 241,392.97 | 97.335874 | Modoc County Managed Funds |
| ALLIANT CREDIT UNION 5.1 12/30/2025 | 01882MAD4 | 12/30/2022 | 12/30/2025 | 248,000.00 | 248,000.00 | 245,769.70 | 99.100684 | Modoc County Managed Funds |
| ALLY BANK 3.2 5/19/2026-22 | 02007GRM7 | 5/19/2022 | 5/19/2026 | 248,000.00 | 248,000.00 | 234,362.02 | 94.500815 | Modoc County Managed Funds |
| AMAZON.COM 0.45 5/12/2024 | 023135BW5 | 5/12/2021 | 5/12/2024 | 70,000.00 | 69,897.80 | 67,830.70 | 96.901 | Chandler Asset Management |
| AMAZON.COM 0.45 5/12/2024 | 023135BW5 | 2/24/2022 | 5/12/2024 | 230,000.00 | 223,677.30 | 222,872.30 | 96.901 | Chandler Asset Management |
| AMERICAN EXPRESS NATL BK 1.55 3/31/2025 | 02589AB68 | 9/14/2021 | 3/31/2025 | 62,000.00 | 64,038.44 | 58,393.98 | 94.183841 | Modoc County Managed Funds |
| AMERICAN HONDA FINANCE 3.55 1/12/2024 | 02665WCT6 | 8/21/2019 | 1/12/2024 | 350,000.00 | 371,872.20 | 347,728.50 | 99.351 | Chandler Asset Management |
| AMXCA 2023-3 MBS 5.23 9/15/2028 | 02582JKD1 | 9/19/2023 | 9/15/2028 | 145,000.00 | 144,993.52 | 144,736.16 | 99.81804 | Chandler Asset Management |
| APPLE INC 3.25 2/23/2026 | 037833BY5 | 5/11/2023 | 2/23/2026 | 350,000.00 | 342,713.00 | 334,484.50 | 95.567 | Chandler Asset Management |
| AUSTIN TELCO FED CU 5.05 11/27/2026 | 052392CC9 | 11/28/2022 | 11/27/2026 | 248,000.00 | 248,000.00 | 245,701.95 | 99.073366 | Modoc County Managed Funds |
| BANK FIVE NINE 4.3 11/19/2027 | 062119BX9 | 5/19/2023 | 11/19/2027 | 248,000.00 | 248,000.00 | 239,124.16 | 96.421032 | Modoc County Managed Funds |
| BANK HAPOALIM B M NEW YORK 0.5 12/15/2025 | 06251A2Q2 | 12/22/2020 | 12/15/2025 | 248,000.00 | 248,000.00 | 222,170.85 | 89.58502 | Modoc County Managed Funds |
| BANK OF AMERICA CORP 5.08 1/20/2027-26 | 06051GLE7 | 3/10/2023 | 1/20/2027 | 300,000.00 | 295,572.00 | 293,268.00 | 97.756 | Chandler Asset Management |
| BANK OF BARODA 3.55 12/28/2023 | 06063HBH5 | 12/28/2018 | 12/28/2023 | 248,000.00 | 248,000.00 | 246,711.00 | 99.48024 | Modoc County Managed Funds |
| BANK OF MONTREAL5.92 9/25/2025 | 06368LWT9 | 9/25/2023 | 9/25/2025 | 320,000.00 | 319,958.40 | 319,587.20 | 99.871 | Chandler Asset Management |
| BANK OZK 5.1 11/14/2023 | 06418CHW9 | 7/14/2023 | 11/14/2023 | 248,000.00 | 248,000.00 | 247,902.47 | 99.960674 | Modoc County Managed Funds |
| BANKUNITED NA 0.55 1/22/2026-21 | 066519QC6 | 1/22/2021 | 1/22/2026 | 248,000.00 | 248,000.00 | 221,286.64 | 89.228485 | Modoc County Managed Funds |
| BAXTER FED CU 5 11/23/2026 | 07181JAU8 | 11/22/2022 | 11/23/2026 | 248,000.00 | 248,000.00 | 245,338.34 | 98.92675 | Modoc County Managed Funds |
| BEAL BANK 2.05 3/3/2027 | 07371AZQ9 | 3/9/2022 | 3/3/2027 | 248,000.00 | 248,000.00 | 222,682.68 | 89.791402 | Modoc County Managed Funds |
| Beal Bank USA 1.9 2/17/2027 | 07371CE88 | 2/23/2022 | 2/17/2027 | 248,000.00 | 248,000.00 | 221,727.14 | 89.406103 | Modoc County Managed Funds |
| BMO HARRIS BANK NA 0.5 2/27/2025-21 | 05600XAV2 | 12/15/2020 | 2/27/2025 | 60,000.00 | 60,000.00 | 55,824.35 | 93.040591 | Modoc County Managed Funds |
| BMO HARRIS BANK NA 0.5 3/28/2025-20 | 05600XAY6 | 12/15/2020 | 3/28/2025 | 190,000.00 | 190,000.00 | 176,053.09 | 92.659521 | Modoc County Managed Funds |
| BMW BANK NORTH AMERICA 0.45 3/26/2024 | 05580AZD9 | 3/26/2021 | 3/26/2024 | 248,000.00 | 248,000.00 | 241,811.35 | 97.504576 | Modoc County Managed Funds |
| BMW VEH LEASE TR MBS 0.33 12/26/2024 | 09690AAC7 | 9/15/2021 | 12/26/2024 | 5,692.98 | 5,692.39 | 5,660.73 | 99.43357 | Chandler Asset Management |
| BMW VEH LEASE TR MBS 5.16 11/25/2025 | 05593AAC3 | 2/15/2023 | 11/25/2025 | 15,000.00 | 14,999.64 | 14,874.05 | 99.16031 | Chandler Asset Management |
| CAPITAL ONE BANK USA 1.25 12/8/2026 | 14042TEH6 | 12/8/2021 | 12/8/2026 | 248,000.00 | 248,000.00 | 218,309.86 | 88.02817 | Modoc County Managed Funds |
| CAPITAL ONE NA 1.1 11/17/2026 | 14042RQB0 | 11/17/2021 | 11/17/2026 | 248,000.00 | 248,000.00 | 217,701.16 | 87.782727 | Modoc County Managed Funds |
| CHARLES SCHWAB 0.75 3/18/2024 | 808513BN4 | 5/27/2021 | 3/18/2024 | 180,000.00 | 181,373.40 | 175,698.00 | 97.61 | Chandler Asset Management |
| CHARLES SCHWAB 0.75 3/18/2024 | 808513BN4 | 6/14/2021 | 3/18/2024 | 120,000.00 | 121,030.80 | 117,132.00 | 97.61 | Chandler Asset Management |
| Chartway FCU 5 9/8/2027 | 16141BAQ4 | 9/8/2023 | 9/8/2027 | 248,000.00 | 248,000.00 | 245,732.09 | 99.08552 | Modoc County Managed Funds |
| CHEVRON USA 0.687 8/12/2025 | 166756AE6 | 11/4/2021 | 8/12/2025 | 325,000.00 | 319,959.25 | 298,450.75 | 91.831 | Chandler Asset Management |
| CHIEF FIN FED CU 4.7 10/12/2027-23 | 16863LAD7 | 10/12/2022 | 10/12/2027 | 248,000.00 | 248,000.00 | 243,076.58 | 98.014752 | Modoc County Managed Funds |
| CHUBB INA HOLDINGS INC 3.15 3/15/2025 | 00440EAS6 | 3/29/2021 | 3/15/2025 | 325,000.00 | 351,266.50 | 313,296.75 | 96.399 | Chandler Asset Management |
| CITY NATL BK LOS ANGELES 5 3/31/2028 | 178180GY5 | 3/31/2023 | 3/31/2028 | 248,000.00 | 248,000.00 | 250,433.88 | 100.981405 | Modoc County Managed Funds |
| CONNEXUS CREDIT UNION 1.15 12/23/2025 | 20825WAQ3 | 12/23/2021 | 12/23/2025 | 248,000.00 | 248,000.00 | 225,137.41 | 90.781213 | Modoc County Managed Funds |
| CROSS RIVER BANK 4.6 6/30/2027 | 227563DB6 | 6/30/2023 | 6/30/2027 | 248,000.00 | 248,000.00 | 242,264.28 | 97.687211 | Modoc County Managed Funds |
| CUSTOMERS BANK 4.5 6/14/2028 | 23204HPB8 | 6/14/2023 | 6/14/2028 | 248,000.00 | 248,000.00 | 245,946.38 | 99.171929 | Modoc County Managed Funds |
| DISCOVER BANK 3.2 5/19/2027 | 254673D94 | 5/18/2022 | 5/19/2027 | 248,000.00 | 248,000.00 | 230,893.27 | 93.102127 | Modoc County Managed Funds |
| DORT FINANCIAL CU 4.6 6/28/2028 | 25844MBD9 | 6/28/2023 | 6/28/2028 | 248,000.00 | 248,000.00 | 243,431.95 | 98.158046 | Modoc County Managed Funds |
| DOUGLAS NATIONAL BANK 5.25 10/3/2023 | 259744EB2 | 3/29/2023 | 10/3/2023 | 248,000.00 | 248,000.00 | 247,997.58 | 99.999025 | Modoc County Managed Funds |
| EAGLEMARK SAVINGS BANK 2 3/2/2027 | 27004PCM3 | 3/2/2022 | 3/2/2027 | 248,000.00 | 248,000.00 | 222,330.14 | 89.64925 | Modoc County Managed Funds |
| ENERBANK USA 0.65 7/10/2025 | 29278TPX2 | 7/10/2020 | 7/10/2025 | 65,000.00 | 65,000.00 | 59,559.50 | 91.63 | Modoc County Managed Funds |
| ENERBANK USA 1.8 1/29/2025 | 29278TMR8 | 2/10/2020 | 1/29/2025 | 138,000.00 | 138,000.00 | 131,184.78 | 95.061438 | Modoc County Managed Funds |

| Description | CUSIP/Ticker | Settlement Date | Maturity Date | Face Amount/Shares | Cost Value | Market Value | Market Price | Portfolio Name |
|---|---|---|---|---|---|---|---|---|
| FAMCA 0.6 11/20/2025-21 | 31422B3F5 | 11/20/2020 | 11/20/2025 | 250,000.00 | 250,000.00 | 226,557.50 | 90.623 | Modoc County Managed Funds |
| FAMCA 5.1 4/24/2028-24 | 31422X2Q4 | 4/24/2023 | 4/24/2028 | 300,000.00 | 300,000.00 | 291,873.00 | 97.291 | Modoc County Managed Funds |
| FAMCA 5.45 6/12/2028-24 | 31422X3W0 | 6/12/2023 | 6/12/2028 | 350,000.00 | 350,000.00 | 343,031.50 | 98.009 | Modoc County Managed Funds |
| FED FARM CR BKS 0.43 3/3/2025 | 3133EMSJ2 | 3/9/2021 | 3/3/2025 | 250,000.00 | 248,770.00 | 233,272.50 | 93.309 | Modoc County Managed Funds |
| FED NATL MORTGAGE ASSN 0.375 8/25/2025 | 3135G05X7 | 3/9/2021 | 8/25/2025 | 250,000.00 | 246,096.25 | 228,690.00 | 91.476 | Modoc County Managed Funds |
| FFCB 0.34 4/22/2024-22 | 3133EMXB3 | 2/11/2022 | 4/22/2024 | 250,000.00 | 242,657.50 | 242,815.00 | 97.126 | Modoc County Managed Funds |
| FFCB 0.375 1/15/2025 | 3133EMNF5 | 9/20/2021 | 1/15/2025 | 250,000.00 | 248,907.50 | 234,477.50 | 93.791 | Modoc County Managed Funds |
| FFCB 0.54 11/3/2025-22 | 3133EMFR8 | 11/10/2020 | 11/3/2025 | 250,000.00 | 249,142.50 | 226,677.50 | 90.671 | Modoc County Managed Funds |
| FFCB 0.59 2/17/2026-21 | 3133EMQX3 | 2/19/2021 | 2/17/2026 | 250,000.00 | 249,170.00 | 224,245.00 | 89.698 | Modoc County Managed Funds |
| FFCB 1.54 11/30/2026-22 | 3133ENFN5 | 11/30/2021 | 11/30/2026 | 300,000.00 | 300,000.00 | 269,022.00 | 89.674 | Modoc County Managed Funds |
| FFCB 1.78 1/26/2027-23 | 3133ENLZ1 | 1/26/2022 | 1/26/2027 | 500,000.00 | 500,000.00 | 449,360.00 | 89.872 | Modoc County Managed Funds |
| FFCB 4.5 11/23/2027 | 3133EPUE3 | 9/7/2023 | 11/23/2027 | 300,000.00 | 299,668.20 | 296,661.00 | 98.887 | Modoc County Managed Funds |
| FHLB 0.5 10/9/2024-22 | 3130ANQ29 | 9/9/2021 | 10/9/2024 | 500,000.00 | 500,000.00 | 474,970.00 | 94.994 | Modoc County Managed Funds |
| FHLB 0.58 11/24/2025-21 | 3130AKG75 | 12/14/2020 | 11/24/2025 | 250,000.00 | 250,000.00 | 226,335.00 | 90.534 | Modoc County Managed Funds |
| FHLB 0.6 1/28/2026-21 | 3130AKPC4 | 1/28/2021 | 1/28/2026 | 250,000.00 | 250,000.00 | 224,795.00 | 89.918 | Modoc County Managed Funds |
| FHLB 0.65 2/26/2026-21 | 3130AKZ25 | 2/26/2021 | 2/26/2026 | 500,000.00 | 500,000.00 | 448,685.00 | 89.737 | Modoc County Managed Funds |
| FHLB 1 6/26/2026-21 | 3130AMU75 | 9/24/2021 | 6/26/2026 | 250,000.00 | 249,912.50 | 223,737.50 | 89.495 | Modoc County Managed Funds |
| FHLB 1.05 6/30/2026-21 | 3130AMWZ1 | 6/30/2021 | 6/30/2026 | 250,000.00 | 250,000.00 | 223,975.00 | 89.59 | Modoc County Managed Funds |
| FHLB 1.08 9/15/2026-21 | 3130ANWH9 | 9/29/2021 | 9/15/2026 | 250,000.00 | 249,312.50 | 222,610.00 | 89.044 | Modoc County Managed Funds |
| FHLB 1.5 11/25/2026-22 | 3130APWE1 | 11/30/2021 | 11/25/2026 | 300,000.00 | 300,000.00 | 268,797.00 | 89.599 | Modoc County Managed Funds |
| FHLB 1.6 1/19/2027-22 | 3130AQJ87 | 1/19/2022 | 1/19/2027 | 500,000.00 | 500,000.00 | 446,950.00 | 89.39 | Modoc County Managed Funds |
| FHLB 2.42 4/19/2024-22 | 3130ARHH7 | 4/19/2022 | 4/19/2024 | 500,000.00 | 500,000.00 | 491,425.00 | 98.285 | Modoc County Managed Funds |
| FHLB 2.75 6/28/2024 | 3130ASDS5 | 6/16/2022 | 6/28/2024 | 250,000.00 | 246,642.50 | 244,942.50 | 97.977 | Modoc County Managed Funds |
| FHLB 3.4 4/29/2027-22 | 3130ARQQ7 | 4/29/2022 | 4/29/2027 | 300,000.00 | 300,000.00 | 282,351.00 | 94.117 | Modoc County Managed Funds |
| FHLB 4.5 7/26/2027-23 | 3130ASLA5 | 5/18/2023 | 7/26/2027 | 300,000.00 | 297,732.00 | 289,770.00 | 96.59 | Modoc County Managed Funds |
| FHLB 4.625 6/6/2025 | 3130AWER7 | 6/13/2023 | 6/6/2025 | 250,000.00 | 249,777.50 | 247,957.50 | 99.183 | Chandler Asset Management |
| FHLB 4.75 3/8/2024 | 3130ATUQ8 | 1/9/2023 | 3/8/2024 | 500,000.00 | 499,849.00 | 498,280.00 | 99.656 | Modoc County Managed Funds |
| FHLB 5 4/12/2027-24 | 3130AVKD3 | 4/12/2023 | 4/12/2027 | 300,000.00 | 300,000.00 | 293,541.00 | 97.847 | Modoc County Managed Funds |
| FHLB 5.375 9/9/2024 | 3130AVD41 | 6/28/2023 | 9/9/2024 | 200,000.00 | 200,144.00 | 199,806.00 | 99.903 | Chandler Asset Management |
| FHLB 5.75 5/25/2028-23 | 3130AWAD2 | 5/30/2023 | 5/25/2028 | 300,000.00 | 300,000.00 | 295,635.00 | 98.545 | Modoc County Managed Funds |
| FHLB 5.75 7/26/2028-24 | 3130AWMJ6 | 7/26/2023 | 7/26/2028 | 300,000.00 | 300,000.00 | 295,470.00 | 98.49 | Modoc County Managed Funds |
| FHLMC 0.375 9/23/2025 | 3137EAEX3 | 11/19/2020 | 9/23/2025 | 100,000.00 | 99,364.00 | 91,180.00 | 91.18 | Chandler Asset Management |
| FHLMC 0.375 9/30/2024-22 | 3134GWUX2 | 4/25/2022 | 9/30/2024 | 250,000.00 | 234,997.50 | 237,480.00 | 94.992 | Modoc County Managed Funds |
| FHLMC 0.625 9/8/2025-21 | 3134GWH82 | 9/8/2020 | 9/8/2025 | 500,000.00 | 500,000.00 | 457,650.00 | 91.53 | Modoc County Managed Funds |
| FHLMC 2.2 9/27/2024-22 | 3134GXPZ1 | 3/28/2022 | 9/27/2024 | 300,000.00 | 300,150.00 | 290,307.00 | 96.769 | Modoc County Managed Funds |
| FHLMC 4.2 7/12/2027-23 | 3134GXA53 | 7/12/2022 | 7/12/2027 | 294,000.00 | 294,000.00 | 282,019.50 | 95.925 | Modoc County Managed Funds |
| FHLMC 5 2/24/2028-23 | 3134GYGY2 | 2/24/2023 | 2/24/2028 | 300,000.00 | 300,000.00 | 292,083.00 | 97.361 | Modoc County Managed Funds |
| FHLMC 5.2 4/17/2028-24 | 3134GYPJ5 | 4/17/2023 | 4/17/2028 | 500,000.00 | 500,000.00 | 487,535.00 | 97.507 | Modoc County Managed Funds |
| FHLMC 5.5 7/26/2028-24 | 3134GYXM9 | 7/26/2023 | 7/26/2028 | 300,000.00 | 300,000.00 | 294,744.00 | 98.248 | Modoc County Managed Funds |
| FHLMC 5.6 9/14/2027-23 | 3134GYTN2 | 6/14/2023 | 9/14/2027 | 350,000.00 | 350,000.00 | 345,072.00 | 98.592 | Modoc County Managed Funds |
| FHLMC 6 3/27/2028-23 | 3134GYMA7 | 3/27/2023 | 3/27/2028 | 300,000.00 | 300,000.00 | 297,219.00 | 99.073 | Modoc County Managed Funds |
| FHLMC 6 8/16/2027-23 | 3134GYYJ5 | 8/16/2023 | 8/16/2027 | 500,000.00 | 500,000.00 | 495,685.00 | 99.137 | Modoc County Managed Funds |
| FHLMC 6.15 9/28/2028-24 | 3134H1CH4 | 9/28/2023 | 9/28/2028 | 500,000.00 | 500,000.00 | 499,940.00 | 99.988 | Modoc County Managed Funds |
| FHMS K069 A2 MBS 3.187 9/25/2027 | 3137FBU79 | 6/15/2023 | 9/25/2027 | 200,000.00 | 190,476.56 | 185,848.28 | 92.92414 | Chandler Asset Management |
| FHMS K073 MBS 3.35 1/25/2028 | 3137FETN0 | 5/30/2023 | 1/25/2028 | 200,000.00 | 192,218.75 | 186,088.68 | 93.04434 | Chandler Asset Management |
| FHMS K079MBS 3.926 6/25/2028 | 3137FGZT5 | 7/13/2023 | 6/25/2028 | 200,000.00 | 193,554.69 | 189,746.34 | 94.87317 | Chandler Asset Management |
| Fidelity MM | MM4500 | 6/30/2014 | N/A | 305,526.83 | 305,526.83 | 305,526.83 | 100 | Chandler Asset Management |
| FIRST HORIZON BANK 5.15 12/2/2024 | 337158BB4 | 5/31/2023 | 12/2/2024 | 248,000.00 | 248,000.00 | 247,031.84 | 99.609611 | Modoc County Managed Funds |
| First Natl Bank of America 0.5 1/28/2026-22 | 32110YSG1 | 1/28/2021 | 1/28/2026 | 248,000.00 | 248,000.00 | 220,765.83 | 89.018478 | Modoc County Managed Funds |

| Description | CUSIP/Ticker | Settlement Date | Maturity Date | Face Amount/Shares | Cost Value | Market Value | Market Price | Portfolio Name |
|---|---|---|---|---|---|---|---|---|
| FIRST TECHNOLOGY FCU 5.35 4/12/2024 | 33715LEW6 | 4/12/2023 | 4/12/2024 | 248,000.00 | 248,000.00 | 247,718.23 | 99.886384 | Modoc County Managed Funds |
| FLAGSTAR BANK 0.9 5/1/2025 | 33847E3J4 | 5/15/2020 | 5/1/2025 | 248,000.00 | 248,000.00 | 229,957.79 | 92.724917 | Modoc County Managed Funds |
| FNMA 0.5 11/7/2025 | 3135G06G3 | 11/19/2020 | 11/7/2025 | 200,000.00 | 199,794.00 | 181,892.00 | 90.946 | Chandler Asset Management |
| FNMA 0.5 11/7/2025 | 3135G06G3 | 12/16/2020 | 11/7/2025 | 310,000.00 | 310,868.00 | 281,932.60 | 90.946 | Chandler Asset Management |
| FNMA 0.5 11/7/2025 | 3135G06G3 | 3/9/2021 | 11/7/2025 | 250,000.00 | 246,777.25 | 227,365.00 | 90.946 | Modoc County Managed Funds |
| FNMA 0.5 6/17/2025 | 3135G04Z3 | 1/13/2022 | 6/17/2025 | 300,000.00 | 292,365.00 | 277,446.00 | 92.482 | Modoc County Managed Funds |
| FNMA 0.56 10/22/2025-21 | 3135G06B4 | 10/28/2020 | 10/22/2025 | 250,000.00 | 249,937.50 | 227,372.50 | 90.949 | Modoc County Managed Funds |
| Freedom Northwest Credit Union (#65722)5.35 9/18 | 356436AQ8 | 9/19/2023 | 9/18/2026 | 248,000.00 | 248,000.00 | 247,256.00 | 99.7 | Modoc County Managed Funds |
| FRONTIER BANK MADISON 4.55 7/14/2027 | 35907XFH5 | 7/14/2023 | 7/14/2027 | 248,000.00 | 248,000.00 | 241,786.24 | 97.494452 | Modoc County Managed Funds |
| GENERAL ELECTRIC CU 5 1/30/2024 | 369674CG9 | 1/30/2023 | 1/30/2024 | 248,000.00 | 248,000.00 | 247,547.71 | 99.817623 | Modoc County Managed Funds |
| GENERATIONS BANK 2.95 5/6/2025-22 | 37149CAS6 | 5/6/2022 | 5/6/2025 | 248,000.00 | 248,000.00 | 237,884.49 | 95.921166 | Modoc County Managed Funds |
| GRANT COUNTY STATE BANK (#15687) 4.55 8/29/2028 | 38779MAA8 | 9/8/2023 | 8/29/2028 | 248,000.00 | 248,000.00 | 244,280.00 | 98.5 | Modoc County Managed Funds |
| GREENSTATE CREDIT UNION 0.9 6/16/2026 | 39573LBL1 | 6/16/2021 | 6/16/2026 | 248,000.00 | 248,000.00 | 219,532.64 | 88.521225 | Modoc County Managed Funds |
| HARDIN COUNTY SAVINGS BANK (#5817) 4.75 10/6/2027- | 412022DH5 | 9/8/2023 | 10/6/2027 | 199,000.00 | 197,961.42 | 195,431.32 | 98.206693 | Modoc County Managed Funds |
| HAROT 2020-3MBS 0.37 10/18/2024 | 43813KAC6 | 9/29/2020 | 10/18/2024 | 11,883.28 | 11,881.53 | 11,783.99 | 99.16445 | Chandler Asset Management |
| HAROT 2021-1 MBS 0.27 4/21/2025 | 43813GAC5 | 2/24/2021 | 4/21/2025 | 6,958.01 | 6,957.88 | 6,834.30 | 98.22208 | Chandler Asset Management |
| HAROT 2021-4 MBS 0.88 1/21/2026 | 43815GAC3 | 11/24/2021 | 1/21/2026 | 29,951.94 | 29,945.62 | 28,784.79 | 96.10325 | Chandler Asset Management |
| HAROT 2021-4 MBS 0.88 1/21/2026 | 43815GAC3 | 2/7/2022 | 1/21/2026 | 184,332.87 | 182,259.13 | 177,149.88 | 96.10325 | Chandler Asset Management |
| HONEYWELL INTERNATIONAL 2.5 11/1/2026 | 438516BL9 | 12/21/2022 | 11/1/2026 | 300,000.00 | 279,660.00 | 277,611.00 | 92.537 | Chandler Asset Management |
| INTER-AMERICAN DEVEL BK 0.5 9/23/2024 | 4581X0DZ8 | 9/23/2021 | 9/23/2024 | 145,000.00 | 144,892.70 | 137,947.20 | 95.136 | Chandler Asset Management |
| INTL BK RECON & DEVELOP 0.25 11/24/2023 | 459058JM6 | 11/24/2020 | 11/24/2023 | 95,000.00 | 94,795.75 | 94,257.10 | 99.218 | Chandler Asset Management |
| INTL BK RECON & DEVELOP 2.5 3/19/2024 | 459058GQ0 | 1/28/2021 | 3/19/2024 | 125,000.00 | 133,742.50 | 123,198.75 | 98.559 | Chandler Asset Management |
| ISRAEL DISCOUNT BKNY 0.5 11/6/2023 | 465076SR9 | 11/5/2021 | 11/6/2023 | 248,000.00 | 248,000.00 | 246,464.10 | 99.380687 | Modoc County Managed Funds |
| JDOT 2021-AMBS 0.36 9/15/2025 | 47788UAC6 | 3/10/2021 | 9/15/2025 | 12,963.20 | 12,960.71 | 12,656.10 | 97.63099 | Chandler Asset Management |
| JDOT 2023-C A3 MBS 5.48 5/15/2028 | 47787CAC7 | 9/19/2023 | 5/15/2028 | 135,000.00 | 134,990.73 | 134,735.13 | 99.8038 | Chandler Asset Management |
| JEFFERSON FIN FED CU 5 12/28/2023 | 474067BR5 | 12/28/2022 | 12/28/2023 | 248,000.00 | 248,000.00 | 247,685.88 | 99.87334 | Modoc County Managed Funds |
| JOHN DEERE CAPITAL CORP 4.15 9/15/2027 | 24422EWK1 | 12/21/2022 | 9/15/2027 | 300,000.00 | 296,541.00 | 289,140.00 | 96.38 | Chandler Asset Management |
| JOHN DEERE OWNER TR MBS 3.74 2/16/2027 | 47800AAC4 | 7/20/2022 | 2/16/2027 | 45,000.00 | 44,995.70 | 43,807.02 | 97.34894 | Chandler Asset Management |
| JP MORGAN CHASE BANK NA 0.8 9/9/2026-21 | 48128UC23 | 9/1/2021 | 9/9/2026 | 248,000.00 | 247,355.20 | 217,211.45 | 87.585262 | Modoc County Managed Funds |
| JPMORGAN CHASE & CO Var. Corp 3/1/2025 -24 | 46647PAH9 | 8/21/2020 | 3/1/2025 | 400,000.00 | 432,036.00 | 394,756.00 | 98.689 | Chandler Asset Management |
| LAFAYETTE FED CR UN 3.25 5/25/2027 | 50625LBJ1 | 5/25/2022 | 5/25/2027 | 248,000.00 | 248,000.00 | 231,128.25 | 93.196874 | Modoc County Managed Funds |
| LATINO COMM CU 4.9 6/29/2026 | 51828MAJ3 | 6/27/2023 | 6/29/2026 | 248,000.00 | 248,000.00 | 244,625.02 | 98.63912 | Modoc County Managed Funds |
| LIBERTY FIRST CR UN 4.5 2/3/2026 | 530520AF2 | 2/3/2023 | 2/3/2026 | 248,000.00 | 248,000.00 | 242,510.46 | 97.786475 | Modoc County Managed Funds |
| LIVE OAK BANKING 0.8 8/13/2026 | 538036SB1 | 8/13/2021 | 8/13/2026 | 248,000.00 | 248,000.00 | 217,568.76 | 87.729337 | Modoc County Managed Funds |
| LUANA SAVINGS BANK 0.45 2/19/2026 | 549104WE3 | 2/19/2021 | 2/19/2026 | 248,000.00 | 248,000.00 | 220,150.41 | 88.770325 | Modoc County Managed Funds |
| MASTERCARD INC 4.875 3/9/2028 | 57636QAW4 | 4/12/2023 | 3/9/2028 | 300,000.00 | 310,650.00 | 297,792.00 | 99.264 | Chandler Asset Management |
| MEDALLION BANK 0.85 7/30/2026 | 58404DLE9 | 7/30/2021 | 7/30/2026 | 248,000.00 | 248,000.00 | 218,454.20 | 88.086369 | Modoc County Managed Funds |
| MERCEDES-BENZ ALT MBS 0.4 11/15/2024 | 58769KAD6 | 6/29/2021 | 11/15/2024 | 17,631.02 | 17,629.69 | 17,481.05 | 99.14938 | Chandler Asset Management |
| MERCK & CO INC 4.05 5/17/2028 | 58933YBH7 | 5/17/2023 | 5/17/2028 | 35,000.00 | 34,971.65 | 33,690.30 | 96.258 | Chandler Asset Management |
| MERCK & CO INC 4.05 5/17/2028 | 58933YBH7 | 6/27/2023 | 5/17/2028 | 275,000.00 | 271,188.50 | 264,709.50 | 96.258 | Chandler Asset Management |
| MERRICK BANK 0.5 6/30/2025 | 59013KLW4 | 12/30/2020 | 6/30/2025 | 248,000.00 | 248,062.00 | 226,830.22 | 91.4638 | Modoc County Managed Funds |
| MICROSOFT CORP 2.875 2/6/2024 | 594918BX1 | 3/9/2020 | 2/6/2024 | 235,000.00 | 250,651.00 | 232,772.20 | 99.052 | Chandler Asset Management |
| MID-FLORIDA CU 5.5 7/26/2028-25 | 59741QAA0 | 7/26/2023 | 7/26/2028 | 248,000.00 | 248,000.00 | 247,908.19 | 99.962981 | Modoc County Managed Funds |
| MORGAN STANLEY 4.679 7/17/2026-25 | 61747YET8 | 7/20/2022 | 7/17/2026 | 60,000.00 | 60,000.00 | 58,457.40 | 97.429 | Chandler Asset Management |
| MORGAN STANLEY 4.679 7/17/2026-25 | 61747YET8 | 7/22/2022 | 7/17/2026 | 225,000.00 | 225,261.00 | 219,215.25 | 97.429 | Chandler Asset Management |
| MORGAN STANLEY PVT BANK 3.05 2/14/2024 | 61760AVS5 | 2/14/2019 | 2/14/2024 | 248,000.00 | 248,000.00 | 245,688.10 | 99.067782 | Modoc County Managed Funds |
| MUFG BANK LTD 0 3/21/2024 | 62479LCM5 | 6/26/2023 | 3/21/2024 | 260,000.00 | 249,237.01 | 252,754.06 | 97.2131 | Chandler Asset Management |
| NATIONAL RURAL UTIL COOP 4.45 3/13/2026 | 63743HFH0 | 4/12/2023 | 3/13/2026 | 300,000.00 | 301,023.00 | 293,079.00 | 97.693 | Chandler Asset Management |
| NELNET BANK INC 1.5 2/2/2027 | 64034KAG6 | 2/2/2022 | 2/2/2027 | 248,000.00 | 248,000.00 | 219,032.91 | 88.319721 | Modoc County Managed Funds |
| NEW YORK COMMUNITY BK 0.4 7/1/2024 | 649447VB2 | 6/30/2021 | 7/1/2024 | 248,000.00 | 248,000.00 | 238,435.31 | 96.143271 | Modoc County Managed Funds |
| NORTHERN TRUST CORP 4 5/10/2027 | 665859AW4 | 4/12/2023 | 5/10/2027 | 300,000.00 | 296,337.00 | 283,701.00 | 94.567 | Chandler Asset Management |
| NUMERICA CREDIT UN 4.7 5/30/2028 | 67054NBJ1 | 5/30/2023 | 5/30/2028 | 248,000.00 | 248,000.00 | 245,051.11 | 98.81093 | Modoc County Managed Funds |
| PACCAR FINANCIAL CORP 0.5 8/9/2024 | 69371RR40 | 8/9/2021 | 8/9/2024 | 45,000.00 | 44,975.70 | 43,067.70 | 95.706 | Chandler Asset Management |
| PACCAR FINANCIAL CORP 0.9 11/8/2024 | 69371RR57 | 11/8/2021 | 11/8/2024 | 300,000.00 | 300,267.00 | 284,511.00 | 94.837 | Chandler Asset Management |
| PACIFIC WESTERN BANK 5.65 4/5/2028-24 | 69506YYD5 | 4/5/2023 | 4/5/2028 | 248,000.00 | 248,000.00 | 248,117.76 | 100.047482 | Modoc County Managed Funds |
| Pentagon Fed Credit Union 0.9 9/29/2026 | 70962LAS1 | 9/29/2021 | 9/29/2026 | 248,000.00 | 248,000.00 | 217,160.29 | 87.564633 | Modoc County Managed Funds |

| Description | CUSIP/Ticker | Settlement Date | Maturity Date | Face Amount/Shares | Cost Value | Market Value | Market Price | Portfolio Name |
|---|---|---|---|---|---|---|---|---|
| PEOPLES SECURITY B&TC 5.45 3/30/2028-23 | 712303BF2 | 3/30/2023 | 3/30/2028 | 248,000.00 | 248,000.00 | 246,997.62 | 99.595815 | Modoc County Managed Funds |
| PEPSICO INC. 2.75 4/30/2025 | 713448CT3 | 12/22/2022 | 4/30/2025 | 300,000.00 | 287,913.00 | 287,859.00 | 95.953 | Chandler Asset Management |
| POINT WEST CU 5 4/13/2026 | 730716AF4 | 4/12/2023 | 4/13/2026 | 248,000.00 | 248,000.00 | 245,252.13 | 98.891987 | Modoc County Managed Funds |
| PROLOGIS LP 4.875 6/15/2028 | 74340XCG4 | 6/28/2023 | 6/15/2028 | 40,000.00 | 39,755.60 | 38,980.00 | 97.45 | Chandler Asset Management |
| PROLOGIS LP 4.875 6/15/2028 | 74340XCG4 | 6/28/2023 | 6/15/2028 | 30,000.00 | 29,868.90 | 29,235.00 | 97.45 | Chandler Asset Management |
| PROLOGIS LP 4.875 6/15/2028 | 74340XCG4 | 6/29/2023 | 6/15/2028 | 30,000.00 | 29,847.90 | 29,235.00 | 97.45 | Chandler Asset Management |
| PUBLIC SERVICE ELECTRIC3.65 9/1/2028 | 74456QBX3 | 9/11/2023 | 9/1/2028 | 300,000.00 | 280,803.00 | 278,283.00 | 92.761 | Chandler Asset Management |
| RAYMOND JAMES BANK NA 1.85 12/30/2024 | 75472RAU5 | 12/30/2019 | 12/30/2024 | 248,000.00 | 248,000.00 | 236,505.50 | 95.365121 | Modoc County Managed Funds |
| REALTY INCOME CORP 4.6 2/6/2024 | 756109BD5 | 12/22/2022 | 2/6/2024 | 300,000.00 | 299,013.00 | 298,320.00 | 99.44 | Chandler Asset Management |
| ROGUE CD 5.1 1/20/2028-23 | 77535MAM5 | 1/20/2023 | 1/20/2028 | 248,000.00 | 248,000.00 | 246,062.85 | 99.21889 | Modoc County Managed Funds |
| ROYAL BANK OF CANADA 2.25 11/1/2024 | 78015K7C2 | 9/24/2020 | 11/1/2024 | 375,000.00 | 398,576.25 | 360,502.50 | 96.134 | Chandler Asset Management |
| SALESFORCE 0.625 7/15/2024 | 79466LAG9 | 7/12/2021 | 7/15/2024 | 20,000.00 | 19,989.80 | 19,221.40 | 96.107 | Chandler Asset Management |
| SALESFORCE 0.625 7/15/2024 | 79466LAG9 | 3/1/2022 | 7/15/2024 | 280,000.00 | 272,644.40 | 269,099.60 | 96.107 | Chandler Asset Management |
| SALLE MAE BANK 0.85 6/17/2025 | 7954506P5 | 6/17/2020 | 6/17/2025 | 248,000.00 | 248,000.00 | 228,827.84 | 92.269292 | Modoc County Managed Funds |
| SAN FRANCISCO CR UN 4.35 2/3/2028 | 79772FAG1 | 2/3/2023 | 2/3/2028 | 248,000.00 | 248,000.00 | 239,125.07 | 96.421399 | Modoc County Managed Funds |
| SPOKANE TEACHERS CU 5 11/24/2025 | 849061AA4 | 11/23/2022 | 11/24/2025 | 248,000.00 | 248,000.00 | 245,275.23 | 98.901304 | Modoc County Managed Funds |
| STATE BANK OF INDIA NY 1.35 12/30/2026 | 856285A27 | 12/30/2021 | 12/30/2026 | 248,000.00 | 248,000.00 | 218,499.89 | 88.104794 | Modoc County Managed Funds |
| STATE STREET CORP 1.746 2/6/2026 | 857477BR3 | 2/7/2022 | 2/6/2026 | 35,000.00 | 35,000.00 | 33,029.50 | 94.37 | Chandler Asset Management |
| STATE STREET CORP 1.746 2/6/2026 | 857477BR3 | 2/23/2022 | 2/6/2026 | 275,000.00 | 272,046.50 | 259,517.50 | 94.37 | Chandler Asset Management |
| SYNCHRONY BANK 0.9 8/20/2026 | 87164WA32 | 8/20/2021 | 8/20/2026 | 248,000.00 | 248,000.00 | 218,640.89 | 88.16165 | Modoc County Managed Funds |
| TAOT 2021-A MBS 0.26 5/15/2025 | 89240BAC2 | 2/8/2021 | 5/15/2025 | 23,780.98 | 23,776.57 | 23,371.12 | 98.27653 | Chandler Asset Management |
| TARGET CORP 1.95 1/15/2027 | 87612EBM7 | 2/2/2022 | 1/15/2027 | 300,000.00 | 299,931.00 | 270,972.00 | 90.324 | Chandler Asset Management |
| TECHNOLOGY FCU 5 4/28/2025 | 87868YAN3 | 4/26/2023 | 4/28/2025 | 248,000.00 | 248,000.00 | 245,653.76 | 99.053935 | Modoc County Managed Funds |
| TEXAS EXCHANGE BANK 1 5/30/2025-20 | 88241THH6 | 6/2/2020 | 5/30/2025 | 248,000.00 | 248,000.00 | 229,727.80 | 92.632176 | Modoc County Managed Funds |
| TIAA FSB 0.85 5/11/2026-22 | 87270LEA7 | 5/11/2021 | 5/11/2026 | 248,000.00 | 248,000.00 | 220,381.61 | 88.863553 | Modoc County Managed Funds |
| T-Note 0.25 6/15/2024 | 91282CCG4 | 6/21/2021 | 6/15/2024 | 250,000.00 | 248,570.77 | 241,005.00 | 96.402 | Modoc County Managed Funds |
| T-Note 0.25 7/31/2025 | 91282CAB7 | 3/31/2021 | 7/31/2025 | 250,000.00 | 244,970.70 | 228,907.50 | 91.563 | Modoc County Managed Funds |
| T-Note 0.25 8/31/2025 | 91282CAJ0 | 9/24/2021 | 8/31/2025 | 300,000.00 | 294,534.38 | 273,738.00 | 91.246 | Modoc County Managed Funds |
| T-Note 0.375 9/15/2024 | 91282CCX7 | 10/18/2021 | 9/15/2024 | 200,000.00 | 198,653.12 | 190,594.00 | 95.297 | Modoc County Managed Funds |
| T-Note 0.5 11/30/2023 | 91282CDM0 | 11/30/2021 | 11/30/2023 | 300,000.00 | 299,819.27 | 297,624.00 | 99.208 | Modoc County Managed Funds |
| T-Note 0.5 3/31/2025 | 912828ZF0 | 9/20/2021 | 3/31/2025 | 250,000.00 | 249,488.28 | 233,027.50 | 93.211 | Modoc County Managed Funds |
| T-Note 0.625 7/31/2026 | 91282CCP4 | 1/13/2022 | 7/31/2026 | 500,000.00 | 482,101.56 | 445,020.00 | 89.004 | Modoc County Managed Funds |
| T-Note 0.75 4/30/2026 | 91282CBW0 | 4/30/2021 | 4/30/2026 | 250,000.00 | 248,535.16 | 225,215.00 | 90.086 | Modoc County Managed Funds |
| T-Note 0.75 4/30/2026 | 91282CBW0 | 5/19/2021 | 4/30/2026 | 250,000.00 | 249,390.62 | 225,215.00 | 90.086 | Modoc County Managed Funds |
| T-Note 0.875 9/30/2026 | 91282CCZ2 | 10/18/2021 | 9/30/2026 | 200,000.00 | 198,012.50 | 178,484.00 | 89.242 | Modoc County Managed Funds |
| T-Note 1.125 10/31/2026 | 91282CDG3 | 11/1/2021 | 10/31/2026 | 250,000.00 | 249,091.80 | 224,022.50 | 89.609 | Modoc County Managed Funds |
| T-Note 1.125 10/31/2026 | 91282CDG3 | 11/17/2021 | 10/31/2026 | 300,000.00 | 298,378.12 | 268,827.00 | 89.609 | Modoc County Managed Funds |
| T-Note 1.125 10/31/2026 | 91282CDG3 | 11/26/2021 | 10/31/2026 | 300,000.00 | 297,440.62 | 268,827.00 | 89.609 | Modoc County Managed Funds |
| T-Note 1.25 11/30/2026 | 91282CDK4 | 11/30/2021 | 11/30/2026 | 300,000.00 | 300,360.22 | 269,202.00 | 89.734 | Modoc County Managed Funds |
| T-Note 1.25 12/31/2026 | 91282CDQ1 | 1/5/2022 | 12/31/2026 | 500,000.00 | 497,324.22 | 447,930.00 | 89.586 | Modoc County Managed Funds |
| T-Note 1.5 1/31/2027 | 912828Z78 | 2/9/2022 | 1/31/2027 | 300,000.00 | 296,081.25 | 270,141.00 | 90.047 | Modoc County Managed Funds |
| T-Note 1.5 9/30/2024 | 912828YH7 | 3/19/2021 | 9/30/2024 | 250,000.00 | 259,058.60 | 240,487.50 | 96.195 | Modoc County Managed Funds |
| T-Note 1.5 9/30/2024 | 912828YH7 | 2/14/2022 | 9/30/2024 | 250,000.00 | 249,468.75 | 240,487.50 | 96.195 | Modoc County Managed Funds |
| T-Note 1.625 10/31/2026 | 912828YQ7 | 10/12/2021 | 10/31/2026 | 400,000.00 | 411,712.50 | 363,968.00 | 90.992 | Modoc County Managed Funds |
| T-Note 1.75 12/31/2024 | 912828YY0 | 6/21/2021 | 12/31/2024 | 250,000.00 | 260,347.66 | 239,200.00 | 95.68 | Modoc County Managed Funds |
| T-Note 2.125 3/31/2024 | 912828W71 | 1/19/2022 | 3/31/2024 | 300,000.00 | 306,815.62 | 295,089.00 | 98.363 | Modoc County Managed Funds |
| T-Note 2.75 8/31/2025 | 9128284Z0 | 4/25/2022 | 8/31/2025 | 250,000.00 | 248,785.16 | 239,335.00 | 95.734 | Modoc County Managed Funds |
| TORONTO-COMINION BANK 0.75 9/11/2025 | 89114QCK2 | 4/20/2022 | 9/11/2025 | 300,000.00 | 275,424.00 | 273,072.00 | 91.024 | Chandler Asset Management |
| TOYOTA AUTO OT 2020-D MBS 0.35 1/15/2025 | 89236XAC0 | 10/13/2020 | 1/15/2025 | 3,406.40 | 3,405.77 | 3,388.38 | 99.47093 | Chandler Asset Management |
| TOYOTA FIN SVG 0.95 7/15/2026 | 89235MLC3 | 7/15/2021 | 7/15/2026 | 248,000.00 | 248,434.00 | 219,413.15 | 88.473044 | Modoc County Managed Funds |
| TOYOTA MOTOR CR CORP 4.8 1/10/2025 | 89236TKN4 | 1/12/2023 | 1/10/2025 | 350,000.00 | 349,758.50 | 346,717.00 | 99.062 | Chandler Asset Management |
| TRUIST FINANCIAL CORP 2.5 8/1/2024 | 05531FBH5 | 6/14/2021 | 8/1/2024 | 300,000.00 | 317,568.00 | 290,766.00 | 96.922 | Chandler Asset Management |

| Description | CUSIP/Ticker | Settlement Date | Maturity Date | Face Amount/Shares | Cost Value | Market Value | Market Price | Portfolio Name |
|---|---|---|---|---|---|---|---|---|
| TTCU FED CU 5 7/26/2028 | 89854LAD5 | 7/26/2023 | 7/26/2028 | 248,000.00 | 248,000.00 | 244,925.48 | 98.760273 | Modoc County Managed Funds |
| TUCSON FEDERAL CREDIT UNION (#2157) 5 9/8/2028 | 898812AC6 | 9/8/2023 | 9/8/2028 | 248,000.00 | 248,000.00 | 248,000.00 | 100.000001 | Modoc County Managed Funds |
| TVA BD 25 0.75 5/15/2025 | 880591EW8 | 4/21/2021 | 5/15/2025 | 250,000.00 | 251,392.50 | 231,857.50 | 92.743 | Modoc County Managed Funds |
| TVA BD 25 0.75 5/15/2025 | 880591EW8 | 2/11/2022 | 5/15/2025 | 250,000.00 | 241,362.00 | 231,857.50 | 92.743 | Modoc County Managed Funds |
| UBS BANK USA 0.9 7/21/2026 | 90348JQ60 | 7/21/2021 | 7/21/2026 | 248,000.00 | 248,000.00 | 218,708.88 | 88.189066 | Modoc County Managed Funds |
| UNITEDHEALTH GROUP INC 0.55 5/15/2024 | 91324PEB4 | 6/28/2021 | 5/15/2024 | 300,000.00 | 299,547.00 | 290,628.00 | 96.876 | Chandler Asset Management |
| UNIVEST BANK & TRUST 4.55 6/21/2027 | 91527PCB1 | 6/21/2023 | 6/21/2027 | 248,000.00 | 248,000.00 | 241,818.15 | 97.507317 | Modoc County Managed Funds |
| USALLIANCE CU 4.75 12/30/2027 | 90352RCX1 | 12/30/2022 | 12/30/2027 | 248,000.00 | 248,000.00 | 243,152.82 | 98.045493 | Modoc County Managed Funds |
| UTAH FIRST FED CU 5 7/21/2028 | 91739JAB1 | 7/21/2023 | 7/21/2028 | 248,000.00 | 248,000.00 | 244,937.16 | 98.764983 | Modoc County Managed Funds |
| VERIZON OWNER TR 2020-B A MBS 0.47 2/20/2025 | 92290BAA9 | 8/12/2020 | 2/20/2025 | 541.31 | 541.20 | 540.21 | 99.79656 | Chandler Asset Management |
| VISA INC 3.15 12/14/2025 | 92826CAD4 | 12/22/2022 | 12/14/2025 | 300,000.00 | 289,233.00 | 286,632.00 | 95.544 | Chandler Asset Management |
| VYSTAR CREDIT UNION 4.45 10/7/2027 | 92891CCR1 | 10/7/2022 | 10/7/2027 | 248,000.00 | 248,000.00 | 240,793.55 | 97.094175 | Modoc County Managed Funds |
| WALMART INC 1.05 9/17/2026 | 931142ER0 | 9/17/2021 | 9/17/2026 | 25,000.00 | 24,952.75 | 22,295.75 | 89.183 | Chandler Asset Management |
| WALMART INC 3.95 9/9/2027 | 931142EX7 | 4/12/2023 | 9/9/2027 | 350,000.00 | 350,994.00 | 337,778.00 | 96.508 | Chandler Asset Management |
| WEBBANK 1 12/30/2024-22 | 947547NT8 | 12/29/2021 | 12/30/2024 | 248,000.00 | 248,000.00 | 234,071.14 | 94.383523 | Modoc County Managed Funds |
| WELLS FARGO BANK NA 2.65 5/24/2024 | 949763B96 | 5/24/2019 | 5/24/2024 | 248,000.00 | 248,000.00 | 243,260.47 | 98.0889 | Modoc County Managed Funds |
| WESTERN ALLIANCE BK 5.25 5/24/2024 | 95763PMY4 | 5/26/2023 | 5/24/2024 | 248,000.00 | 248,000.00 | 247,412.58 | 99.763137 | Modoc County Managed Funds |
| WESTSTREET 4.95 11/18/2025 | 961442AC4 | 11/18/2022 | 11/18/2025 | 248,000.00 | 248,000.00 | 245,029.66 | 98.802282 | Modoc County Managed Funds |
| ZIONS BANCORP 5.4 9/27/2024 | 98970LC43 | 3/31/2023 | 9/27/2024 | 248,000.00 | 248,000.00 | 247,393.66 | 99.755509 | Modoc County Managed Funds |
| **Sub Total / Average Bank of New York Mellon 4500** | | | | **54,482,668.82** | **54,407,805.61** | **51,759,498.85** | **95.001768** | |

BNY MELLON

The Bank of New York Mellon Trust Company, N.A.

# Account Statement

Statement Period 09/01/2023 Through 09/30/2023

Account 244500 Base Currency = USD
MODOC COUNTY CUSTODY ACCOUNT

**CLIENT SERVICE MANAGER:**
JACKSONVILLE, FL 32256

**Go Paperless.**
**Securely access your accounts online to view your statements. Ask your BNY Mellon contact how we can help you access your account balances and activity in real time, receive your reports, enter your own transactions or submit an audit confirmation online. Also be sure to ask how NEXEN(SM) Gateway, our new cloud-based ecosystem, can help you.**

**Visit us at www.bnymellon.com**

## Account Overview

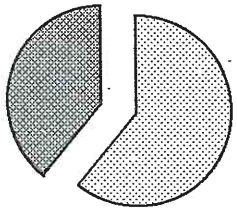

| Percent of all Investments | Asset Classification | Market Value |
|---|---|---|
| 62% | FIXED INCOME | 31,831,582.70 |
| 38% | CASH AND SHORT TERM | 19,927,916.19 |
| **100%** | **TOTAL OF ALL INVESTMENTS** | **51,759,498.89** |

## Summary of Assets Held by Asset Classification

| Asset Classification | Market Value | Cost | Accrued Income | Estimated Annual Income | Market Yield |
|---|---|---|---|---|---|
| FIXED INCOME | 31,831,582.70 | 33,546,191.26 | 165,563.49 | 834,511.49 | 2.62 % |
| CASH AND SHORT TERM | 19,927,916.19 | 20,861,614.90 | 84,513.86 | 671,156.18 | 3.37 % |
| **ACCOUNT TOTALS** | **51,759,498.89** | **54,407,806.16** | **250,077.35** | **1,505,667.67** | **2.91 %** |

## Summary of Cash Transactions by Transaction Category

| | Current Period | | | Year-to-Date | |
|---|---|---|---|---|---|
| Transaction Category | Income | Principal | Realized Gains/Losses | Income | Principal |
| **OPENING BALANCE** | **128,166.32-** | **128,166.32** | | **107,309.94-** | **107,309.94** |
| DIVIDENDS | 4,086.71 | 0.00 | 0.00 | 23,253.48 | 0.00 |
| INTEREST | 130,117.78 | 0.00 | 0.00 | 718,010.70 | 0.00 |
| MUNICIPAL BOND INTEREST | 0.00 | 0.00 | 0.00 | 7,000.00 | 0.00 |

e 000011 n 000001 a 02 t DOM I WI s 1

Modoc County
Date To Date
MONTHLY Proof for Accuracy: MM, LGIP or Cash
Report Format: By Transaction
Group By: Issuer
Portfolio / Report Group: All Portfolios
Begin Date: 8/31/2023, End Date: 9/30/2023

| Description | CUSIP/Ticker | Beginning Face Amount/Shares | Buys Quantity | Sells Quantity | Interest/Dividends | Ending Face Amount/Shares | Portfolio Name | Ending YTM @ Cost |
|---|---|---|---|---|---|---|---|---|
| **CalTrust - Medium Term** | | | | | | | | |
| CalTrust - Medium Term MM | MM4210M | 1,349,449.19 | 3,847.86 | 0.00 | 3,847.86 | 1,353,297.05 | CalTrust | 3.750 |
| **Sub Total/Average CalTrust - Medium Term** | | **1,349,449.19** | **3,847.86** | **0.00** | **3,847.86** | **1,353,297.05** | | **3.750** |
| **CAMP** | | | | | | | | |
| CAMP LGIP | LGIP6065-001 | 8,989,999.08 | 2,078,031.12 | 1,900,000.00 | 38,031.12 | 9,168,030.20 | Local Agency Investment Securities | 5.550 |
| **Sub Total/Average CAMP** | | **8,989,999.08** | **2,078,031.12** | **1,900,000.00** | **38,031.12** | **9,168,030.20** | | **5.550** |
| **Fidelity** | | | | | | | | |
| Fidelity MM | MM4500 | 2,657,038.19 | 519,992.19 | 2,871,503.55 | 0.00 | 305,526.83 | Chandler Asset Management | 5.240 |
| **Sub Total/Average Fidelity** | | **2,657,038.19** | **519,992.19** | **2,871,503.55** | **0.00** | **305,526.83** | | **5.240** |
| **LAIF** | | | | | | | | |
| LAIF LGIP | LGIP5000 | 623,854.90 | 0.00 | 0.00 | 0.00 | 623,854.90 | Local Agency Investment Securities | 3.534 |
| **Sub Total/Average LAIF** | | **623,854.90** | **0.00** | **0.00** | **0.00** | **623,854.90** | | **3.534** |
| **Plumas Bank** | | | | | | | | |
| Plumas Bank Cash | CASH1039 | 1,400,000.00 | 0.00 | 0.00 | 0.00 | 1,400,000.00 | Plumas Bank | 0.000 |
| Plumas Bank MM | MM1266 | 1,365,083.51 | 3,810,077.91 | 3,846,925.41 | 438.87 | 1,328,236.01 | Plumas Bank | 0.460 |
| **Sub Total/Average Plumas Bank** | | **2,765,083.51** | **3,810,077.91** | **3,846,925.41** | **438.87** | **2,728,236.01** | | **0.224** |
| **US BANK** | | | | | | | | |
| US BANK Cash | CASH34874 | 62,729.91 | 151,399.50 | 62,729.91 | 0.00 | 151,399.50 | US Bank | 0.000 |
| **Sub Total/Average US BANK** | | **62,729.91** | **151,399.50** | **62,729.91** | **0.00** | **151,399.50** | | **0.000** |
| **Total / Average** | | **16,448,154.78** | **6,563,348.58** | **8,681,158.87** | **42,317.85** | **14,330,344.49** | | **4.213** |

CalTRUST
PO Box 2709
Granite Bay, CA 95746
www.caltrust.org
Email: admin@caltrust.org
Fax: 402-963-9094
Phone: 833-CALTRUST (225-8787)

# Investment Account Summary

09/01/2023 through 09/30/2023

## SUMMARY OF INVESTMENTS

| Fund | Account Number | Total Shares Owned | Net Asset Value per Share on Sep 30 ($) | Value on Sep 30 ($) | Average Cost Amount ($) | Cumulative Change in Value ($) |
|---|---|---|---|---|---|---|
| MODOC COUNTY | 20100014210 | | | | | |
| CalTRUST Medium Term Fund | 20100014210 | 134,428.770 | 9.64 | 1,295,893.34 | 1,353,297.05 | (57,403.71) |
| | Portfolios Total value as of 09/30/2023 | | | 1,295,893.34 | | |

## DETAIL OF TRANSACTION ACTIVITY

| Activity Description | Activity Date | Amount ($) | Amount in Shares | Balance in Shares | Price per Share ($) | Balance ($) | Average Cost Amt ($) | Realized Gain/(Loss) ($) |
|---|---|---|---|---|---|---|---|---|
| **CalTRUST Medium Term Fund** | | | **MODOC COUNTY** | | | | **Account Number: 20100014210** | |
| Beginning Balance | 09/01/2023 | | | 134,029.614 | 9.69 | 1,298,746.96 | | |
| **Accrual Income Div Reinvestment** | 09/29/2023 | 3,847.86 | 399.156 | 134,428.770 | 9.64 | 1,295,893.34 | 0.00 | 0.00 |
| Change in Value | | | | | | (6,701.48) | | |
| **Closing Balance as of** | Sep 30 | | | 134,428.770 | 9.64 | 1,295,893.34 | | |

Please note that this information should not be construed as tax advice and it is recommended that you consult with a tax professional regarding your account.

CALTRUST
A PUBLIC AGENCY

CalTRUST Medium Term Fund
Month End Portfolio Statistics
September 30, 2023

| | CalTRUST Medium Term | BofAML 1-3 Corp & Gov't, A Rated and Above |
|---|---|---|
| Net Assets | $934,992,392.10 | N/A |
| NAV per Share | $9.64 | N/A |
| 30 Day SEC Yield | 4.97% | N/A |
| Distribution Yield | 3.75% | N/A |
| Period Net Total Return | -0.22% | -0.02% |
| Effective Duration | 2.13 yrs | N/A |
| Average Maturity | 2.41 yrs | N/A |
| Weighted Average Life | 2.38 yrs | N/A |

| | CalTRUST Medium Term Net Total Return | CalTRUST Medium Term Yield | BofAML 1-3 Corp & Gov't, A Rated and Above |
|---|---|---|---|
| One Month | -0.22% | 0.31% | -0.02% |
| Three Month | 0.49% | 0.91% | 0.79% |
| Six Month | 0.31% | 1.77% | 0.46% |
| One Year* | 2.78% | 3.09% | 2.89% |
| Two Year* | -1.15% | 1.98% | -1.21% |
| Three Year* | -0.72% | 1.49% | -0.69% |
| Five Year* | 1.18% | 1.68% | 1.23% |
| Ten Year* | 0.95% | 1.39% | 1.04% |
| Since Inception* | 1.75% | 1.93% | 2.04% |

*Annualized

Portfolio Sector Breakdown




Rated AA-f by S&P Global Ratings

CAMP®

# Account Statement

For the Month Ending **September 30, 2023**

## Modoc County - Modoc County - 6065-001

| Trade Date | Settlement Date | Transaction Description | Share or Unit Price | Dollar Amount of Transaction | Total Shares Owned |
|---|---|---|---|---|---|
| **CAMP Pool** | | | | | |
| **Opening Balance** | | | | | **8,989,999.08** |
| 09/08/23 | 09/08/23 | Redemption - Outgoing Wires | 1.00 | (100,000.00) | 8,889,999.08 |
| 09/11/23 | 09/11/23 | Redemption - Outgoing Wires | 1.00 | (100,000.00) | 8,789,999.08 |
| 09/12/23 | 09/12/23 | Redemption - Outgoing Wires | 1.00 | (550,000.00) | 8,239,999.08 |
| 09/13/23 | 09/13/23 | Redemption - Outgoing Wires | 1.00 | (650,000.00) | 7,589,999.08 |
| 09/19/23 | 09/19/23 | Purchase - Incoming Wires | 1.00 | 540,000.00 | 8,129,999.08 |
| 09/20/23 | 09/20/23 | Redemption - Outgoing Wires | 1.00 | (500,000.00) | 7,629,999.08 |
| 09/27/23 | 09/27/23 | Purchase - Incoming Wires | 1.00 | 1,500,000.00 | 9,129,999.08 |
| 09/29/23 | 10/02/23 | Accrual Income Div Reinvestment - Distributions | 1.00 | 38,031.12 | 9,168,030.20 |
| **Closing Balance** | | | | | **9,168,030.20** |

| | Month of September | Fiscal YTD July-September |
|---|---|---|
| **Opening Balance** | 8,989,999.08 | 10,288,394.01 |
| **Purchases** | 2,078,031.12 | 4,029,636.19 |
| **Redemptions (Excl. Checks)** | (1,900,000.00) | (5,150,000.00) |
| **Check Disbursements** | 0.00 | 0.00 |
| **Closing Balance** | **9,168,030.20** | **9,168,030.20** |
| **Cash Dividends and Income** | 38,031.12 | 118,290.98 |

| | |
|---|---|
| **Closing Balance** | 9,168,030.20 |
| **Average Monthly Balance** | 8,343,534.49 |
| **Monthly Distribution Yield** | 5.55% |

# Account Statement - Transaction Summary

For the Month Ending **September 30, 2023**

## Modoc County - Modoc County - 6065-001

### CAMP Pool

| | |
|---|---|
| Opening Market Value | 8,989,999.08 |
| Purchases | 2,078,031.12 |
| Redemptions | (1,900,000.00) |
| Unsettled Trades | 0.00 |
| Change in Value | 0.00 |
| **Closing Market Value** | **$9,168,030.20** |
| Cash Dividends and Income | 38,031.12 |

### Asset Summary

| | September 30, 2023 | August 31, 2023 |
|---|---|---|
| **CAMP Pool** | 9,168,030.20 | 8,989,999.08 |
| **Total** | **$9,168,030.20** | **$8,989,999.08** |

### Asset Allocation



BNY MELLON

The Bank of New York Mellon Trust Company, N.A.

**Statement Period 09/01/2023 Through 09/30/2023**
Account 244500 Base Currency = USD
MODOC COUNTY CUSTODY ACCOUNT

## Statement of Assets Held by Asset Classification - Continued

| Shares/Par Value | Asset Description | Market Price | Market Value | Cost | Average Cost | Accrued Income | Estimated Income | Market Yield |
|---|---|---|---|---|---|---|---|---|
| 248,000.000 | CROSS RIV BK TEANECK N J 30JUN27<br>CUSIP: 227563DB6<br>MATURITY DATE: 06/30/2027<br>RATE: 4.600% | 97.68721 | 242,264.28 | 248,000.00 | 100.00000 | 2,875.44 | 11,408.00 | 4.71% |
| 248,000.000 | CUSTOMERS BK PHOENIXVILLE P 14JUN28<br>CUSIP: 23204HPB8<br>MATURITY DATE: 06/14/2028<br>RATE: 4.500% | 99.17193 | 245,946.38 | 248,000.00 | 100.00000 | 3,302.14 | 11,160.00 | 4.54% |
| 248,000.000 | DISCOVER BK GREENWOOD DEL 19MAY27<br>CUSIP: 254673D94<br>MATURITY DATE: 05/19/2027<br>RATE: 3.200% | 93.10213 | 230,893.27 | 248,000.00 | | | 36.00 | 3.44% |
| 248,000.000 | DORT FINL CR UN GRAND BLANC 28JUN28<br>CUSIP: 25844MBD9<br>MATURITY DATE: 06/28/2028<br>RATE: 4.600% | 98.15805 | 243,431.95 | 248,000.00 | | 297,381.32 +<br>8,145.51 +<br>002.....<br>305,526.83 | 08.00 | 4.69% |
| 248,000.000 | DOUGLAS NATL BK DOUGLAS GA 29SEP23<br>CUSIP: 259744EB2<br>MATURITY DATE: 12/31/2023<br>RATE: 5.250% | 99.99903 | 247,997.58 | 248,000.00 | | | 20.00 | 5.25% |
| 248,000.000 | EAGLEMARK SVGS BK CARSON CI 02MAR27<br>CUSIP: 27004PCM3<br>MATURITY DATE: 03/02/2027<br>RATE: 2.000% | 89.64925 | 222,330.14 | 248,000.00 | | | 30.00 | 2.23% |
| 65,000.000 | ENERBANK USA SALT LAKE CITY 10JUL25<br>CUSIP: 29278TPX2<br>MATURITY DATE: 07/10/2025<br>RATE: 0.650% | 91.63000 | 59,559.50 | 65,000.00 | | | 22.50 | 0.71% |
| 138,000.000 | ENERBANK USA SALT LAKE CITY 29JAN25<br>CUSIP: 29278TMR8<br>MATURITY DATE: 01/29/2025<br>RATE: 1.800% | 95.06144 | 131,184.78 | 138,000.00 | | | 34.00 | 1.89% |
| 8,145.510 | FIDELITY INVESTMENT MM GOV 1 57<br>CUSIP: X9USDFIIN | 1.00000 | 8,145.51 | 8,145.51 | 1.00000 | 0.00 | 426.63 | 5.24% |
| 297,381.320 | FIDELITY INVST MMKT GOVT 57<br>CUSIP: X9USDFIIN | 1.00000 | 297,381.32 | 297,381.32 | 1.00000 | 0.00 | 15,575.55 | 5.24% |
| 248,000.000 | FIRST HORIZON BK MEMPHIS TE 02DEC24<br>CUSIP: 337158BB4<br>MATURITY DATE: 12/02/2024<br>RATE: 5.150% | 99.60961 | 247,031.84 | 248,000.00 | 100.00000 | 4,269.00 | 12,772.00 | 5.17% |
| 248,000.000 | FIRST NATL BK AMER EAST LAN 28JAN26<br>CUSIP: 32110YSG1<br>MATURITY DATE: 01/28/2026<br>RATE: 0.500% | 89.01848 | 220,765.83 | 248,000.00 | 100.00000 | 101.92 | 1,240.00 | 0.56% |
| 248,000.000 | FIRST TECHNOLOGY FED CR UN 12APR24<br>CUSIP: 33715LEW6<br>MATURITY DATE: 04/12/2024<br>RATE: 5.350% | 99.88638 | 247,718.23 | 248,000.00 | 100.00000 | 654.31 | 13,268.00 | 5.36% |
| 248,000.000 | FLAGSTAR BK FSB BLOOMFIELD 15MAY25<br>CUSIP: 33847E3J4 | 92.72492 | 229,957.79 | 248,000.00 | 100.00000 | 843.88 | 2,232.00 | 0.97% |

e 096476 n 082013 a 02 t DOM i WI s 324,968

California State Treasurer
Fiona Ma, CPA

Local Agency Investment Fund
P.O. Box 942809
Sacramento, CA 94209-0001
(916) 653-3001

October 02, 2023

LAIF Home
PMIA Average Monthly Yields

---

MODOC COUNTY

TREASURER
204 S. COURT STREET
ALTURAS, CA 96101

Tran Type Definitions

**Account Number:** 99-25-000

September 2023 Statement

**Account Summary**

| | | | |
|---|---|---|---|
| Total Deposit: | 0.00 | Beginning Balance: | 623,854.90 |
| Total Withdrawal: | 0.00 | Ending Balance: | 623,854.90 |

# PMIA/LAIF Performance Report
# as of 10/11/23

## Quarterly Performance
## Quarter Ended 06/30/23

| | |
|---|---|
| LAIF Apportionment Rate[2]: | 3.15 |
| LAIF Earnings Ratio[2]: | 0.00008636172883763 |
| LAIF Administrative Cost[1]*: | 0.06 |
| LAIF Fair Value Factor[1]: | 0.984828499 |
| PMIA Daily[1]: | 3.26 |
| PMIA Quarter to Date[1]: | 3.01 |
| PMIA Average Life[1]: | 260 |

## PMIA Average Monthly Effective Yields[1]

| | |
|---|---|
| **September** | **3.534** |
| August | 3.434 |
| July | 3.305** |
| June | 3.167 |
| May | 2.993 |
| April | 2.870 |

## Pooled Money Investment Account
## Monthly Portfolio Composition [1]
## 08/31/23
## $168.1 billion

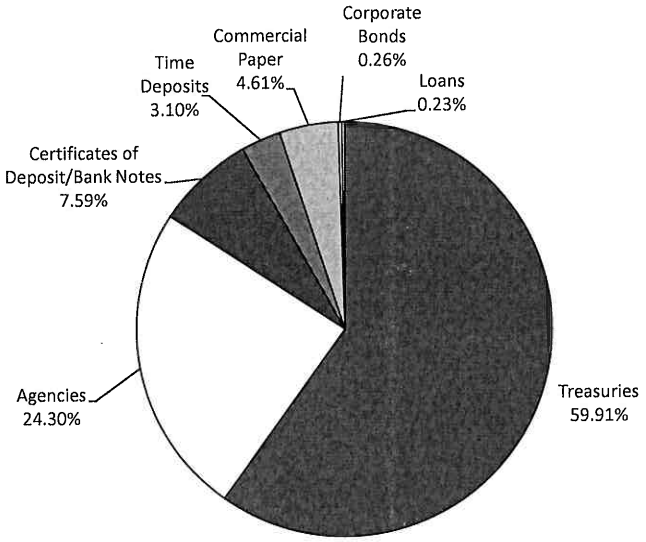


Chart does not include $2,496,000.00 in mortgages, which equates to 0.002%. Percentages may not total 100% due to rounding.

**Daily rates are now available here. View PMIA Daily Rates**

*Notes: The apportionment rate includes interest earned on the CalPERS Supplemental Pension Payment pursuant to Government Code 20825 (c)(1) and interest earned on the Wildfire Fund loan pursuant to Public Utility Code 3288 (a).*

**The percentage of administrative cost equals the total administrative cost divided by the quarterly interest earnings. The law provides that administrative costs are not to exceed 5% of quarterly EARNINGS of the fund. However, if the 13-week Daily Treasury Bill Rate on the last day of the fiscal year is below 1%, then administrative costs shall not exceed 8% of quarterly EARNINGS of the fund for the subsequent fiscal year.*

*** Revised*

Source:
[1] State of California, Office of the Treasurer
[2] State of Calfiornia, Office of the Controller

**PLUMAS BANK**
FDIC
35 S. Lindan Ave. Quincy, CA 95971

## STATEMENT OF ACCOUNT

| ACCOUNT NO. | STATEMENT ENDING | PAGE |
|---|---|---|
| 171001039 | 09/30/2023 | Page 1 |

**September is National Preparedness Month**

We encourage everyone to prepare in advance for disasters/ emergencies to help reduce risks to health and the environment.

Visit Ready.gov/September for tips and more.

COUNTY OF MODOC
***ROUTE TO ALTURAS***
***HOLD - CUSTOMER PICK UP***

Be Cautious! Remember, Plumas Bank will never contact you via text message, email or phone to ask for your account numbers or passwords. If you suspect you may be a victim of identity theft, contact us at 1.888.375.8627.

| DATE | TYPE | DESCRIPTION | AMOUNT |
|---|---|---|---|
| | | **RD ANALYSIS-WAIVED : 171001039** | |
| Previous Balance on | | 8/31/23 | $ 1,400,000.00 |
| 207 Deposits and Other Additions (Credits) | | | + 10,791,452.29 |
| 102 Checks and Other Charges (Debits) | | | - 10,791,452.29 |
| Ending Balance on | | 9/30/23 | $ 1,400,000.00 |

**Checking Account Transactions**

| | | | |
|---|---|---|---|
| 9/01/23 | CSH MGMNT TRANSFER IN Checking 171701266 | | 142,487.43 + |
| 9/01/23 | ACH CREDIT | CSC 8312023P | 91.00 + |
| 9/01/23 | ACH CREDIT | SIMPLIFILE LC CLERK/RECO | 893.50 + |
| 9/01/23 | ACH CREDIT | JOURNAL TECHNOLO AP | 1,310.00 + |
| 9/01/23 | ACH CREDIT | HRTLAND PMT SYS TXNS/FEES | 3,354.62 + |
| 9/01/23 | REGULAR DEPOSIT | | 820.25 + |
| 9/01/23 | REMOTE DEPOSIT | | 3,551.37 + |
| 9/01/23 | REMOTE DEPOSIT | | 30,308.23 + |
| 9/01/23 | REMOTE DEPOSIT | | 92,945.30 + |
| 9/05/23 | ACH CREDIT | SIMPLIFILE LC CLERK/RECO | 36.40 + |
| 9/05/23 | ACH CREDIT | HRTLAND PMT SYS TXNS/FEES | 420.00 + |
| 9/05/23 | ACH CREDIT | Heartland ACH FUNDS | 3,344.73 + |
| 9/05/23 | ACH CREDIT | HRTLAND PMT SYS TXNS/FEES | 4,368.72 + |
| 9/05/23 | REGULAR DEPOSIT | | 1,495.12 + |
| 9/05/23 | REMOTE DEPOSIT | | 50,249.28 + |
| 9/05/23 | REMOTE DEPOSIT | | 264,697.70 + |
| 9/06/23 | CSH MGMNT TRANSFER IN Checking 171701266 | | 369,210.86 + |
| 9/06/23 | ACH CREDIT | HRTLAND PMT SYS TXNS/FEES | 38.82 + |
| 9/06/23 | ACH CREDIT | SIMPLIFILE LC CLERK/RECO | 211.40 + |
| 9/06/23 | ACH CREDIT | JOURNAL TECHNOLO AP | 233.00 + |
| 9/06/23 | ACH CREDIT | Heartland ACH FUNDS | 382.99 + |
| 9/06/23 | ACH CREDIT | JOURNAL TECHNOLO AP | 918.00 + |
| 9/06/23 | REMOTE DEPOSIT | | 24,526.93 + |
| 9/06/23 | REMOTE DEPOSIT | | 25,097.04 + |
| 9/07/23 | CSH MGMNT TRANSFER IN Checking 171701266 | | 247,870.49 + |
| 9/07/23 | ACH CREDIT | JOURNAL TECHNOLO AP | 768.00 + |
| 9/07/23 | ACH CREDIT | HRTLAND PMT SYS TXNS/FEES | 3,094.80 + |

PLUMAS BANK

35 S. Lindan Ave. Quincy, CA 95971

# STATEMENT OF ACCOUNT

| ACCOUNT NO. | STATEMENT ENDING | PAGE |
|---|---|---|
| 171701266 | 09/30/2023 | Page 1 |

**September is National Preparedness Month**

We encourage everyone to prepare in advance for disasters/ emergencies to help reduce risks to health and the environment.

Visit Ready.gov/September for tips and more.

COUNTY OF MODOC
***ROUTE TO ALTURAS BRANCH***
***HOLD - CUSTOMER PICK UP***

Be Cautious! Remember, Plumas Bank will never contact you via text message, email or phone to ask for your account numbers or passwords. If you suspect you may be a victim of identity theft, contact us at 1.888.375.8627.

| DATE | TYPE | DESCRIPTION | AMOUNT |
|---|---|---|---|

**BUS MONEY MARKET SWEEP : 171701266**

| | | |
|---|---|---|
| Previous Balance on 8/31/23 | $ | 1,365,083.51 |
| 11 Deposits and Other Additions (Credits) | + | 3,810,077.91 |
| 12 Checks and Other Charges (Debits) | - | 3,846,925.41 |
| Ending Balance on 9/30/23 | $ | 1,328,236.01 |

**Checking Account Transactions**

| | | |
|---|---|---|
| 9/05/23 | CSH MGMNT TRANSFER IN Checking 171001039 | 57,978.69 + |
| 9/11/23 | CSH MGMNT TRANSFER IN Checking 171001039 | 31,768.73 + |
| 9/12/23 | CSH MGMNT TRANSFER IN Checking 171001039 | 314,881.07 + |
| 9/13/23 | CSH MGMNT TRANSFER IN Checking 171001039 | 160,868.40 + |
| 9/14/23 | CSH MGMNT TRANSFER IN Checking 171001039 | 364,234.87 + |
| 9/19/23 | CSH MGMNT TRANSFER IN Checking 171001039 | 219,055.07 + |
| 9/22/23 | CSH MGMNT TRANSFER IN Checking 171001039 | 436,181.98 + |
| 9/25/23 | CSH MGMNT TRANSFER IN Checking 171001039 | 1,443,012.65 + |
| 9/27/23 | CSH MGMNT TRANSFER IN Checking 171001039 | 688,590.43 + |
| 9/28/23 | CSH MGMNT TRANSFER IN Checking 171001039 | 93,067.15 + |
| 9/30/23 | INTEREST DEPOSIT | 438.87 + |
| 9/01/23 | CSH MGMNT TRANSFER OUT Checking 171001039 | 142,487.43 - |
| 9/06/23 | CSH MGMNT TRANSFER OUT Checking 171001039 | 369,210.86 - |
| 9/06/23 | INTEREST RATE CHANGE | .3800 |
| 9/07/23 | CSH MGMNT TRANSFER OUT Checking 171001039 | 247,870.49 - |
| 9/08/23 | CSH MGMNT TRANSFER OUT Checking 171001039 | 10,862.79 - |
| 9/13/23 | INTEREST RATE CHANGE | .4600 |
| 9/15/23 | CSH MGMNT TRANSFER OUT Checking 171001039 | 18,441.23 - |
| 9/18/23 | CSH MGMNT TRANSFER OUT Checking 171001039 | 61,162.64 - |
| 9/19/23 | ACH DEBIT PLUMAS BANK WIRE TF | 540,000.00 - |
| 9/20/23 | CSH MGMNT TRANSFER OUT Checking 171001039 | 205,325.90 - |
| 9/20/23 | INTEREST RATE CHANGE | .3800 |
| 9/21/23 | CSH MGMNT TRANSFER OUT Checking 171001039 | 392,799.12 - |
| 9/25/23 | INTEREST RATE CHANGE | .5300 |
| 9/26/23 | CSH MGMNT TRANSFER OUT Checking 171001039 | 154,643.37 - |
| 9/27/23 | ACH DEBIT PLUMAS BANK WIRE TF | 1,500,000.00 - |
| 9/27/23 | INTEREST RATE CHANGE | .4600 |

## IMPORTANT INFORMATION
## REGARDING YOUR PLUMAS PLUS ACCOUNT

1. This statement covers the billing period through the closing date shown at the top of the statement. All advances and payments after this date will appear on your next statement.
2. The "Previous Balance", which was the "New Balance" on your previous month's statement plus "Advances" minus "Payments" minus "Credits" equals the "New Balance" shown.
3. The "Credit Available" is the amount left for your use at the end of the statement period, within the amount approved.
4. Method Used to Determine the Balance on which the FINANCE CHARGE will be computed. A daily FINANCE CHARGE will be imposed on all credit advances made under your Credit Line imposed from the date of each credit advance based on the "daily balance" method. To get the daily balance, we take the beginning balance of your Credit Line Account each day, add any new advances and subtract any unpaid FINANCE CHARGES and any payments or credits. This gives us the "daily balance".
5. The "Payment Due" as shown on the face of the statement is the amount of all current and prior month's payments which have not yet been charged to your checking account.

Billing Error Rights

What to do if you find a mistake on your statement. If you think there is an error on your statement, write us at:

Plumas Bank
P. O. Box 210
Quincy, CA 95971

You may also contact us on the web: www.plumasbank.com

In your letter, give us the following information:

- *Account information:* Your name and account number.
- *Dollar amount:* The dollar amount of the suspected error.
- *Description of problem:* If you think there is an error on your bill, describe what you believe is wrong and why you believe it is a mistake.

You must contact us within 60 days after the error appeared on your statement.

You must notify us of any potential errors *in writing.* You may call us, but if you do we are not required to investigate any potential errors and you may have to pay the amount in question.

While we investigate whether or not there has been an error, the following are true:

- We cannot try to collect the amount in question, or report you as delinquent on that amount.
- The charge in question may remain on your statement, and we may continue to charge you interest on that amount. But, if we determine that we made a mistake, you will not have to pay the amount in question or any interest or other fees related to that amount.
- While you do not have to pay the amount in question, you are responsible for the remainder of your balance.
- We can apply any unpaid amount against your credit limit.

Electronic Funds Transfers-IN CASE OF ERRORS OR QUESTIONS ABOUT YOUR ELECTRONIC FUNDS TRANSFERS:

Telephone us at (800) 422-6584 or write us at 35 S. Lindan Avenue Quincy, CA 95971-9122, as soon as possible if you think your statement is wrong or if you need more information about a transfer or the statement. We must hear from you no later than 60 days after we sent you the FIRST statement on which the error or problem appeared.

1. Tell us your name and account number.
2. Describe the error or the transfer you are unsure about and explain as clearly as you can why you believe there is an error or why you need more information.
3. Tell us the dollar amount of the suspected error.

We will investigate your complaint and will correct any error promptly. If we take more than 10 business days to do this we will re-credit your account for the amount you think is in error, so that you will have use of the money during the time it takes us to complete our investigation. Sales tax is included in check printing charges when applicable.

3/01/2021

| ACCOUNT NO. | STATEMENT ENDING | PAGE |
|---|---|---|
| 171701266 | 09/30/2023 | Page 2 |

9/29/23 CSH MGMNT TRANSFER OUT Checking 171001039 204,121.58 -

### DAILY BALANCE SUMMARY

| -Date | Balance- | -Date | Balance- | -Date | Balance- | -Date | Balance- |
|---|---|---|---|---|---|---|---|
| 8/31 | 1,365,083.51 | 9/11 | 684,399.36 | 9/19 | 1,123,834.90 | 9/27 | 1,438,851.57 |
| 9/01 | 1,222,596.08 | 9/12 | 999,280.43 | 9/20 | 918,509.00 | 9/28 | 1,531,918.72 |
| 9/05 | 1,280,574.77 | 9/13 | 1,160,148.83 | 9/21 | 525,709.88 | 9/29 | 1,327,797.14 |
| 9/06 | 911,363.91 | 9/14 | 1,524,383.70 | 9/22 | 961,891.86 | 9/30 | 1,328,236.01 |
| 9/07 | 663,493.42 | 9/15 | 1,505,942.47 | 9/25 | 2,404,904.51 | | |
| 9/08 | 652,630.63 | 9/18 | 1,444,779.83 | 9/26 | 2,250,261.14 | | |

| | |
|---|---|
| Interest Paid Year to Date is | 4,509.72 |
| Low Balance for Period was | 525,709.88 |
| Average Collected Balance for Period was | 1,192,326.25 |
| Current Interest Rate is | .4600% |

usbank.

P.O. Box 1800
Saint Paul, Minnesota 55101-0800

3952 TRN S Y ST01

# Business Statement

Account Number:
1 582 0033 4874
Statement Period:
Sep 1, 2023
through
Sep 29, 2023



000031715 00 SP 106481852097236 S
COUNTY OF MODOC
204 S COURT ST RM 101
ALTURAS CA 96101-4020

***To Contact U.S. Bank***

***Commercial Customer Service:*** *800-798-6466*

***U.S. Bank accepts Relay Calls***

***Internet:*** *usbank.com*

## NEWS FOR YOU

Protecting your personal information is one of our top priorities. We also take great care to make sure your information is accurate. As we continue getting to know you, you may receive a future call to ensure your account information is up to date. As a financial institution, we safeguard your account through *Know Your Customer*, an important banking guideline to mitigate risk.

To learn more about the Know Your Customer policy, please visit **usbank.com/KYC**.

## INFORMATION YOU SHOULD KNOW

Effective November 13, 2023, please review updates made to the *Your Deposit Account Agreement* document which may affect your rights.

Beginning October 11, 2023, you can review the full revised document at **usbank.com/YDAA-upcoming-version**, by calling 24-Hour Banking at 800-USBANKS (872-2657) or by visiting your local U.S. Bank branch. We accept relay calls.

**Here's what you should know:**

- Under **Owner's Authority** section, added U.S. Bank makes no warranty or representation as to the suitability of any deposit product outside the United States of America.
- Under **Insufficient Funds and Overdrafts** section, removed language that states an Overdraft Paid Fee may be charged if the Available Balance was positive at the time the debit card transaction was authorized.
- Under **Withdrawal Rights, Ownership of Account, and Beneficiary Designation** section, **Accounts Established Under the Uniform Transfers to Minors Act or Uniform Gifts to Minors Act ("UTMA/UGMA")** sub-section, added language stating U.S. Bank may contact the minor for instructions, unless prior written notice is received and supporting documentation establishing that the minor has not yet reached the age of termination.

If you have questions, please call us at 800-673-3555. Our business bankers are here to help 8 a.m. to 8 p.m. CT Monday through Friday and 8 a.m. to 6:30 p.m. CT on Saturday. You can also schedule an appointment at **usbank.com/book** to speak with a banker in person, by phone or virtually.

## U.S. BANK SILVER - BUSINESS CHECKING

*Member FDIC*

U.S. Bank National Association

**Account Number 1-582-0033-4874**

### Account Summary

| | # Items | | |
|---|---|---|---|
| Beginning Balance on Sep 1 | | $ | 62,729.91 |
| Customer Deposits | 1 | | 5.00 |
| Other Deposits | 3 | | 151,399.50 |
| Other Withdrawals | 1 | | 5.00- |
| Checks Paid | 1 | | 62,729.91- |
| **Ending Balance on Sep 30, 2023** | | **$** | **151,399.50** |

Number of Days in Statement Period 30

### Customer Deposits

| *Number* | *Date* | *Ref Number* | *Amount* |
|---|---|---|---|
| | Sep 27 | 8613632054 | 5.00 |

**Total Customer Deposits** **$ 5.00**

## U.S. BANK SILVER - BUSINESS CHECKING (CONTINUED)

U.S. Bank National Association

**Account Number 1-582-0033-4874**

### Other Deposits

| Date | Description of Transaction | Ref Number | | Amount |
|---|---|---|---|---|
| Sep 15 | FGS825568 SAC LBX | | $ | 48,400.00 |
| Sep 28 | AAA FEE REVERSALS | | | 15.00 |
| Sep 29 | SATX851248 SAC-LBX | | | 102,984.50 |
| | | **Total Other Deposits** | **$** | **151,399.50** |

### Other Withdrawals

| Date | Description of Transaction | Ref Number | | Amount |
|---|---|---|---|---|
| Sep 15 | Analysis Service Charge | 1500000000 | $ | 5.00- |
| | | **Total Other Withdrawals** | **$** | **5.00-** |

### Checks Presented Conventionally

| Check | Date | Ref Number | Amount |
|---|---|---|---|
| 1913 | Sep 5 | 8314055314 | 62,729.91 |
| | | **Conventional Checks Paid (1)** | **$ 62,729.91-** |

### Balance Summary

| Date | Ending Balance | Date | Ending Balance | Date | Ending Balance |
|---|---|---|---|---|---|
| Sep 5 | 0.00 | Sep 27 | 48,400.00 | Sep 29 | 151,399.50 |
| Sep 15 | 48,395.00 | Sep 28 | 48,415.00 | | |

Balances only appear for days reflecting change.

Modoc County
Portfolio Holdings
01 Investment Policy Compliance
Report Format: By Transaction
Group By: Asset Category
Average By: Face Amount / Shares
Portfolio / Report Group: All Portfolios
As of 9/30/2023

| Description | CUSIP/Ticker | Portfolio Name | Settlement Date | YTM @ Cost | Book Value | Cost Value | Maturity Range | Group Percent | % of Portfolio |
|---|---|---|---|---|---|---|---|---|---|
| **Asset Backed Security 20%** | | | | | | | | | |
| AMXCA 2023-3 MBS 5.23 9/15/2028 | 02582JKD1 | Chandler Asset Management | 9/19/2023 | 0.000 | 144,993.56 | 144,993.52 | 4-5 Years | 11.72 | 0.21 |
| BMW VEH LEASE TR MBS 0.33 12/26/2024 | 09690AAC7 | Chandler Asset Management | 9/15/2021 | 0.336 | 5,692.76 | 5,692.39 | 1-2 Years | 0.46 | 0.01 |
| BMW VEH LEASE TR MBS 5.16 11/25/2025 | 05593AAC3 | Chandler Asset Management | 2/15/2023 | 5.217 | 14,999.72 | 14,999.64 | 2-3 Years | 1.21 | 0.02 |
| FHMS K069 A2 MBS 3.187 9/25/2027 | 3137FBU79 | Chandler Asset Management | 6/15/2023 | 4.427 | 191,128.52 | 190,476.56 | 3-4 Years | 16.17 | 0.29 |
| FHMS K073 MBS 3.35 1/25/2028 | 3137FETN0 | Chandler Asset Management | 5/30/2023 | 4.274 | 192,781.42 | 192,218.75 | 4-5 Years | 16.17 | 0.29 |
| FHMS K079MBS 3.926 6/25/2028 | 3137FGZT5 | Chandler Asset Management | 7/13/2023 | 4.643 | 193,836.16 | 193,554.69 | 4-5 Years | 16.17 | 0.29 |
| HAROT 2020-3MBS 0.37 10/18/2024 | 43813KAC6 | Chandler Asset Management | 9/29/2020 | 0.377 | 11,882.83 | 11,881.53 | 1-2 Years | 0.96 | 0.02 |
| HAROT 2021-1 MBS 0.27 4/21/2025 | 43813GAC5 | Chandler Asset Management | 2/24/2021 | 0.271 | 6,957.96 | 6,957.88 | 1-2 Years | 0.56 | 0.01 |
| HAROT 2021-4 MBS 0.88 1/21/2026 | 43815GAC3 | Chandler Asset Management | 11/24/2021 | 0.889 | 29,948.43 | 29,945.62 | 2-3 Years | 2.42 | 0.04 |
| HAROT 2021-4 MBS 0.88 1/21/2026 | 43815GAC3 | Chandler Asset Management | 2/7/2022 | 1.450 | 183,120.79 | 182,259.13 | 2-3 Years | 14.90 | 0.27 |
| JDOT 2021-AMBS 0.36 9/15/2025 | 47788UAC6 | Chandler Asset Management | 3/10/2021 | 0.368 | 12,962.12 | 12,960.71 | 1-2 Years | 1.05 | 0.02 |
| JDOT 2023-C A3 MBS 5.48 5/15/2028 | 47787CAC7 | Chandler Asset Management | 9/19/2023 | 5.546 | 134,990.79 | 134,990.73 | 4-5 Years | 10.91 | 0.20 |
| JOHN DEERE OWNER TR MBS 3.74 2/16/2027 | 47800AAC4 | Chandler Asset Management | 7/20/2022 | 3.773 | 44,996.82 | 44,995.70 | 3-4 Years | 3.64 | 0.07 |
| MERCEDES-BENZ ALT MBS 0.4 11/15/2024 | 58769KAD6 | Chandler Asset Management | 6/29/2021 | 0.400 | 17,630.58 | 17,629.69 | 1-2 Years | 1.43 | 0.03 |
| TAOT 2021-A MBS 0.26 5/15/2025 | 89240BAC2 | Chandler Asset Management | 2/8/2021 | 0.269 | 23,779.30 | 23,776.57 | 1-2 Years | 1.92 | 0.03 |
| TOYOTA AUTO OT 2020-D MBS 0.35 1/15/2025 | 89236XAC0 | Chandler Asset Management | 10/13/2020 | 0.356 | 3,406.21 | 3,405.77 | 1-2 Years | 0.28 | 0.00 |
| VERIZON OWNER TR 2020-B A MBS 0.47 2/20/2025 | 92290BAA9 | Chandler Asset Management | 8/12/2020 | 0.855 | 541.27 | 541.20 | 1-2 Years | 0.04 | 0.00 |
| **Sub Total / Average Asset Backed Security 20%** | | | | **3.223** | **1,213,649.24** | **1,211,280.08** | | **100.00** | **1.81** |
| **CalTrust 50%** | | | | | | | | | |
| CalTrust - Medium Term MM | MM4210M | CalTrust | 6/30/2014 | 3.750 | 1,353,297.05 | 1,353,297.05 | 0-1 Month | 100.00 | 1.98 |
| **Sub Total / Average CalTrust 50%** | | | | **3.750** | **1,353,297.05** | **1,353,297.05** | | **100.00** | **1.98** |
| **Certificate of Deposit - Negotiable 30%** | | | | | | | | | |
| A+ FEDERAL CU 4.55 4/28/2028 | 00224TAP1 | Modoc County Managed Funds | 4/28/2023 | 4.550 | 248,000.00 | 248,000.00 | 4-5 Years | 1.22 | 0.36 |
| AFFINITY PLUS CU 5.05 3/20/2026 | 00833AAC4 | Modoc County Managed Funds | 3/20/2023 | 5.050 | 248,000.00 | 248,000.00 | 2-3 Years | 1.22 | 0.36 |
| ALASKA USA CU 4.6 3/8/2028 | 011852AE0 | Modoc County Managed Funds | 3/8/2023 | 4.600 | 248,000.00 | 248,000.00 | 4-5 Years | 1.22 | 0.36 |
| ALLIANT CREDIT UNION 5.1 12/30/2025 | 01882MAD4 | Modoc County Managed Funds | 12/30/2022 | 5.100 | 248,000.00 | 248,000.00 | 2-3 Years | 1.22 | 0.36 |
| ALLY BANK 3.2 5/19/2026-22 | 02007GRM7 | Modoc County Managed Funds | 5/19/2022 | 3.200 | 248,000.00 | 248,000.00 | 2-3 Years | 1.22 | 0.36 |
| AMERICAN EXPRESS NATL BK 1.55 3/31/2025 | 02589AB68 | Modoc County Managed Funds | 9/14/2021 | 0.611 | 62,863.27 | 64,038.44 | 1-2 Years | 0.31 | 0.09 |
| AUSTIN TELCO FED CU 5.05 11/27/2026 | 052392CC9 | Modoc County Managed Funds | 11/28/2022 | 5.050 | 248,000.00 | 248,000.00 | 3-4 Years | 1.22 | 0.36 |
| BANK FIVE NINE 4.3 11/19/2027 | 062119BX9 | Modoc County Managed Funds | 5/19/2023 | 4.300 | 248,000.00 | 248,000.00 | 4-5 Years | 1.22 | 0.36 |
| BANK HAPOALIM B M NEW YORK 0.5 12/15/2025 | 06251A2Q2 | Modoc County Managed Funds | 12/22/2020 | 0.500 | 248,000.00 | 248,000.00 | 2-3 Years | 1.22 | 0.36 |
| BANK OF BARODA 3.55 12/28/2023 | 06063HBH5 | Modoc County Managed Funds | 12/28/2018 | 3.550 | 248,000.00 | 248,000.00 | 1-3 Months | 1.22 | 0.36 |
| BANK OZK 5.1 11/14/2023 | 06418CHW9 | Modoc County Managed Funds | 7/14/2023 | 5.100 | 248,000.00 | 248,000.00 | 1-3 Months | 1.22 | 0.36 |
| BANKUNITED NA 0.55 1/22/2026-21 | 066519QC6 | Modoc County Managed Funds | 1/22/2021 | 0.550 | 248,000.00 | 248,000.00 | 2-3 Years | 1.22 | 0.36 |
| BAXTER FED CU 5 11/23/2026 | 07181JAU8 | Modoc County Managed Funds | 11/22/2022 | 5.000 | 248,000.00 | 248,000.00 | 3-4 Years | 1.22 | 0.36 |
| BEAL BANK 2.05 3/3/2027 | 07371AZQ9 | Modoc County Managed Funds | 3/9/2022 | 2.050 | 248,000.00 | 248,000.00 | 3-4 Years | 1.22 | 0.36 |
| Beal Bank USA 1.9 2/17/2027 | 07371CE88 | Modoc County Managed Funds | 2/23/2022 | 1.900 | 248,000.00 | 248,000.00 | 3-4 Years | 1.22 | 0.36 |
| BMO HARRIS BANK NA 0.5 2/27/2025-21 | 05600XAV2 | Modoc County Managed Funds | 12/15/2020 | 0.500 | 60,000.00 | 60,000.00 | 1-2 Years | 0.30 | 0.09 |
| BMO HARRIS BANK NA 0.5 3/28/2025-20 | 05600XAY6 | Modoc County Managed Funds | 12/15/2020 | 0.500 | 190,000.00 | 190,000.00 | 1-2 Years | 0.94 | 0.28 |
| BMW BANK NORTH AMERICA 0.45 3/26/2024 | 05580AZD9 | Modoc County Managed Funds | 3/26/2021 | 0.450 | 248,000.00 | 248,000.00 | 3-6 Months | 1.22 | 0.36 |
| CAPITAL ONE BANK USA 1.25 12/8/2026 | 14042TEH6 | Modoc County Managed Funds | 12/8/2021 | 1.250 | 248,000.00 | 248,000.00 | 3-4 Years | 1.22 | 0.36 |
| CAPITAL ONE NA 1.1 11/17/2026 | 14042RQB0 | Modoc County Managed Funds | 11/17/2021 | 1.100 | 248,000.00 | 248,000.00 | 3-4 Years | 1.22 | 0.36 |
| Chartway FCU 5 9/8/2027 | 16141BAQ4 | Modoc County Managed Funds | 9/8/2023 | 5.000 | 248,000.00 | 248,000.00 | 3-4 Years | 1.22 | 0.36 |
| CHIEF FIN FED CU 4.7 10/12/2027-23 | 16863LAD7 | Modoc County Managed Funds | 10/12/2022 | 4.700 | 248,000.00 | 248,000.00 | 4-5 Years | 1.22 | 0.36 |
| CITY NATL BK LOS ANGELES 5 3/31/2028 | 178180GY5 | Modoc County Managed Funds | 3/31/2023 | 5.000 | 248,000.00 | 248,000.00 | 4-5 Years | 1.22 | 0.36 |
| CONNEXUS CREDIT UNION 1.15 12/23/2025 | 20825WAQ3 | Modoc County Managed Funds | 12/23/2021 | 1.150 | 248,000.00 | 248,000.00 | 2-3 Years | 1.22 | 0.36 |
| CROSS RIVER BANK 4.6 6/30/2027 | 227563DB6 | Modoc County Managed Funds | 6/30/2023 | 4.600 | 248,000.00 | 248,000.00 | 3-4 Years | 1.22 | 0.36 |

| Description | CUSIP/Ticker | Portfolio Name | Settlement Date | YTM @ Cost | Book Value | Cost Value | Maturity Range | Group Percent | % of Portfolio |
|---|---|---|---|---|---|---|---|---|---|
| CUSTOMERS BANK 4.5 6/14/2028 | 23204HPB8 | Modoc County Managed Funds | 6/14/2023 | 4.500 | 248,000.00 | 248,000.00 | 4-5 Years | 1.22 | 0.36 |
| DISCOVER BANK 3.2 5/19/2027 | 254673D94 | Modoc County Managed Funds | 5/18/2022 | 3.200 | 248,000.00 | 248,000.00 | 3-4 Years | 1.22 | 0.36 |
| DORT FINANCIAL CU 4.6 6/28/2028 | 25844MBD9 | Modoc County Managed Funds | 6/28/2023 | 4.600 | 248,000.00 | 248,000.00 | 4-5 Years | 1.22 | 0.36 |
| DOUGLAS NATIONAL BANK 5.25 10/3/2023 | 259744EB2 | Modoc County Managed Funds | 3/29/2023 | 5.250 | 248,000.00 | 248,000.00 | 0-1 Month | 1.22 | 0.36 |
| EAGLEMARK SAVINGS BANK 2 3/2/2027 | 27004PCM3 | Modoc County Managed Funds | 3/2/2022 | 2.000 | 248,000.00 | 248,000.00 | 3-4 Years | 1.22 | 0.36 |
| ENERBANK USA 0.65 7/10/2025 | 29278TPX2 | Modoc County Managed Funds | 7/10/2020 | 0.650 | 65,000.00 | 65,000.00 | 1-2 Years | 0.32 | 0.09 |
| ENERBANK USA 1.8 1/29/2025 | 29278TMR8 | Modoc County Managed Funds | 2/10/2020 | 1.800 | 138,000.00 | 138,000.00 | 1-2 Years | 0.68 | 0.20 |
| FIRST HORIZON BANK 5.15 12/2/2024 | 337158BB4 | Modoc County Managed Funds | 5/31/2023 | 5.150 | 248,000.00 | 248,000.00 | 1-2 Years | 1.22 | 0.36 |
| First Natl Bank of America 0.5 1/28/2026-22 | 32110YSG1 | Modoc County Managed Funds | 1/28/2021 | 0.500 | 248,000.00 | 248,000.00 | 2-3 Years | 1.22 | 0.36 |
| FIRST TECHNOLOGY FCU 5.35 4/12/2024 | 33715LEW6 | Modoc County Managed Funds | 4/12/2023 | 5.350 | 248,000.00 | 248,000.00 | 6-9 Months | 1.22 | 0.36 |
| FLAGSTAR BANK 0.9 5/1/2025 | 33847E3J4 | Modoc County Managed Funds | 5/15/2020 | 0.900 | 248,000.00 | 248,000.00 | 1-2 Years | 1.22 | 0.36 |
| Freedom Northwest Credit Union (#65722)5.35 9/18 | 356436AQ8 | Modoc County Managed Funds | 9/19/2023 | 5.350 | 248,000.00 | 248,000.00 | 2-3 Years | 1.22 | 0.36 |
| FRONTIER BANK MADISON 4.55 7/14/2027 | 35907XFH5 | Modoc County Managed Funds | 7/14/2023 | 4.550 | 248,000.00 | 248,000.00 | 3-4 Years | 1.22 | 0.36 |
| GENERAL ELECTRIC CU 5 1/30/2024 | 369674CG9 | Modoc County Managed Funds | 1/30/2023 | 5.000 | 248,000.00 | 248,000.00 | 3-6 Months | 1.22 | 0.36 |
| GENERATIONS BANK 2.95 5/6/2025-22 | 37149CAS6 | Modoc County Managed Funds | 5/6/2022 | 2.950 | 248,000.00 | 248,000.00 | 1-2 Years | 1.22 | 0.36 |
| GRANT COUNTY STATE BANK (#15687) 4.55 8/29/2028 | 38779MAA8 | Modoc County Managed Funds | 9/8/2023 | 4.550 | 248,000.00 | 248,000.00 | 4-5 Years | 1.22 | 0.36 |
| GREENSTATE CREDIT UNION 0.9 6/16/2026 | 39573LBL1 | Modoc County Managed Funds | 6/16/2021 | 0.900 | 248,000.00 | 248,000.00 | 2-3 Years | 1.22 | 0.36 |
| HARDIN COUNTY SAVINGS BANK (#5817) 4.75 10/6/2027- | 412022DH5 | Modoc County Managed Funds | 9/8/2023 | 4.891 | 197,976.77 | 197,961.42 | 4-5 Years | 0.98 | 0.29 |
| ISRAEL DISCOUNT BKNY 0.5 11/6/2023 | 465076SR9 | Modoc County Managed Funds | 11/5/2021 | 0.500 | 248,000.00 | 248,000.00 | 1-3 Months | 1.22 | 0.36 |
| JEFFERSON FIN FED CU 5 12/28/2023 | 474067BR5 | Modoc County Managed Funds | 12/28/2022 | 5.000 | 248,000.00 | 248,000.00 | 1-3 Months | 1.22 | 0.36 |
| JP MORGAN CHASE BANK NA 0.8 9/9/2026-21 | 48128UC23 | Modoc County Managed Funds | 9/1/2021 | 0.853 | 247,622.05 | 247,355.20 | 2-3 Years | 1.22 | 0.36 |
| LAFAYETTE FED CR UN 3.25 5/25/2027 | 50625LBJ1 | Modoc County Managed Funds | 5/25/2022 | 3.250 | 248,000.00 | 248,000.00 | 3-4 Years | 1.22 | 0.36 |
| LATINO COMM CU 4.9 6/29/2026 | 51828MAJ3 | Modoc County Managed Funds | 6/27/2023 | 4.900 | 248,000.00 | 248,000.00 | 2-3 Years | 1.22 | 0.36 |
| LIBERTY FIRST CR UN 4.5 2/3/2026 | 530520AF2 | Modoc County Managed Funds | 2/3/2023 | 4.500 | 248,000.00 | 248,000.00 | 2-3 Years | 1.22 | 0.36 |
| LIVE OAK BANKING 0.8 8/13/2026 | 538036SB1 | Modoc County Managed Funds | 8/13/2021 | 0.800 | 248,000.00 | 248,000.00 | 2-3 Years | 1.22 | 0.36 |
| LUANA SAVINGS BANK 0.45 2/19/2026 | 549104WE3 | Modoc County Managed Funds | 2/19/2021 | 0.450 | 248,000.00 | 248,000.00 | 2-3 Years | 1.22 | 0.36 |
| MEDALLION BANK 0.85 7/30/2026 | 58404DLE9 | Modoc County Managed Funds | 7/30/2021 | 0.850 | 248,000.00 | 248,000.00 | 2-3 Years | 1.22 | 0.36 |
| MERRICK BANK 0.5 6/30/2025 | 59013KLW4 | Modoc County Managed Funds | 12/30/2020 | 0.494 | 248,024.11 | 248,062.00 | 1-2 Years | 1.22 | 0.36 |
| MID-FLORIDA CU 5.5 7/26/2028-25 | 59741QAA0 | Modoc County Managed Funds | 7/26/2023 | 5.500 | 248,000.00 | 248,000.00 | 4-5 Years | 1.22 | 0.36 |
| MORGAN STANLEY PVT BANK 3.05 2/14/2024 | 61760AVS5 | Modoc County Managed Funds | 2/14/2019 | 3.050 | 248,000.00 | 248,000.00 | 3-6 Months | 1.22 | 0.36 |
| NELNET BANK INC 1.5 2/2/2027 | 64034KAG6 | Modoc County Managed Funds | 2/2/2022 | 1.500 | 248,000.00 | 248,000.00 | 3-4 Years | 1.22 | 0.36 |
| NEW YORK COMMUNITY BK 0.4 7/1/2024 | 649447VB2 | Modoc County Managed Funds | 6/30/2021 | 0.400 | 248,000.00 | 248,000.00 | 9-12 Months | 1.22 | 0.36 |
| NUMERICA CREDIT UN 4.7 5/30/2028 | 67054NBJ1 | Modoc County Managed Funds | 5/30/2023 | 4.700 | 248,000.00 | 248,000.00 | 4-5 Years | 1.22 | 0.36 |
| PACIFIC WESTERN BANK 5.65 4/5/2028-24 | 69506YYD5 | Modoc County Managed Funds | 4/5/2023 | 5.650 | 248,000.00 | 248,000.00 | 4-5 Years | 1.22 | 0.36 |
| Pentagon Fed Credit Union 0.9 9/29/2026 | 70962LAS1 | Modoc County Managed Funds | 9/29/2021 | 0.900 | 248,000.00 | 248,000.00 | 2-3 Years | 1.22 | 0.36 |
| PEOPLES SECURITY B&TC 5.45 3/30/2028-23 | 712303BF2 | Modoc County Managed Funds | 3/30/2023 | 5.450 | 248,000.00 | 248,000.00 | 4-5 Years | 1.22 | 0.36 |
| POINT WEST CU 5 4/13/2026 | 730716AF4 | Modoc County Managed Funds | 4/12/2023 | 5.000 | 248,000.00 | 248,000.00 | 2-3 Years | 1.22 | 0.36 |
| RAYMOND JAMES BANK NA 1.85 12/30/2024 | 75472RAU5 | Modoc County Managed Funds | 12/30/2019 | 1.850 | 248,000.00 | 248,000.00 | 1-2 Years | 1.22 | 0.36 |
| ROGUE CD 5.1 1/20/2028-23 | 77535MAM5 | Modoc County Managed Funds | 1/20/2023 | 5.100 | 248,000.00 | 248,000.00 | 4-5 Years | 1.22 | 0.36 |
| SALLE MAE BANK 0.85 6/17/2025 | 7954506P5 | Modoc County Managed Funds | 6/17/2020 | 0.850 | 248,000.00 | 248,000.00 | 1-2 Years | 1.22 | 0.36 |
| SAN FRANCISCO CR UN 4.35 2/3/2028 | 79772FAG1 | Modoc County Managed Funds | 2/3/2023 | 4.350 | 248,000.00 | 248,000.00 | 4-5 Years | 1.22 | 0.36 |
| SPOKANE TEACHERS CU 5 11/24/2025 | 849061AA4 | Modoc County Managed Funds | 11/23/2022 | 5.000 | 248,000.00 | 248,000.00 | 2-3 Years | 1.22 | 0.36 |
| STATE BANK OF INDIA NY 1.35 12/30/2026 | 856285A27 | Modoc County Managed Funds | 12/30/2021 | 1.350 | 248,000.00 | 248,000.00 | 3-4 Years | 1.22 | 0.36 |
| SYNCHRONY BANK 0.9 8/20/2026 | 87164WA32 | Modoc County Managed Funds | 8/20/2021 | 0.900 | 248,000.00 | 248,000.00 | 2-3 Years | 1.22 | 0.36 |
| TECHNOLOGY FCU 5 4/28/2025 | 87868YAN3 | Modoc County Managed Funds | 4/26/2023 | 5.000 | 248,000.00 | 248,000.00 | 1-2 Years | 1.22 | 0.36 |
| TEXAS EXCHANGE BANK 1 5/30/2025-20 | 88241THH6 | Modoc County Managed Funds | 6/2/2020 | 1.000 | 248,000.00 | 248,000.00 | 1-2 Years | 1.22 | 0.36 |

| Description | CUSIP/Ticker | Portfolio Name | Settlement Date | YTM @ Cost | Book Value | Cost Value | Maturity Range | Group Percent | % of Portfolio |
|---|---|---|---|---|---|---|---|---|---|
| TIAA FSB 0.85 5/11/2026-22 | 87270LEA7 | Modoc County Managed Funds | 5/11/2021 | 0.850 | 248,000.00 | 248,000.00 | 2-3 Years | 1.22 | 0.36 |
| TOYOTA FIN SVG 0.95 7/15/2026 | 89235MLC3 | Modoc County Managed Funds | 7/15/2021 | 0.914 | 248,242.19 | 248,434.00 | 2-3 Years | 1.22 | 0.36 |
| TTCU FED CU 5 7/26/2028 | 89854LAD5 | Modoc County Managed Funds | 7/26/2023 | 5.000 | 248,000.00 | 248,000.00 | 4-5 Years | 1.22 | 0.36 |
| TUCSON FEDERAL CREDIT UNION (#2157) 5 9/8/2028 | 898812AC6 | Modoc County Managed Funds | 9/8/2023 | 5.000 | 248,000.00 | 248,000.00 | 4-5 Years | 1.22 | 0.36 |
| UBS BANK USA 0.9 7/21/2026 | 90348JQ60 | Modoc County Managed Funds | 7/21/2021 | 0.900 | 248,000.00 | 248,000.00 | 2-3 Years | 1.22 | 0.36 |
| UNIVEST BANK & TRUST 4.55 6/21/2027 | 91527PCB1 | Modoc County Managed Funds | 6/21/2023 | 4.550 | 248,000.00 | 248,000.00 | 3-4 Years | 1.22 | 0.36 |
| USALLIANCE CU 4.75 12/30/2027 | 90352RCX1 | Modoc County Managed Funds | 12/30/2022 | 4.750 | 248,000.00 | 248,000.00 | 4-5 Years | 1.22 | 0.36 |
| UTAH FIRST FED CU 5 7/21/2028 | 91739JAB1 | Modoc County Managed Funds | 7/21/2023 | 5.000 | 248,000.00 | 248,000.00 | 4-5 Years | 1.22 | 0.36 |
| VYSTAR CREDIT UNION 4.45 10/7/2027 | 92891CCR1 | Modoc County Managed Funds | 10/7/2022 | 4.450 | 248,000.00 | 248,000.00 | 4-5 Years | 1.22 | 0.36 |
| WEBBANK 1 12/30/2024-22 | 947547NT8 | Modoc County Managed Funds | 12/29/2021 | 1.000 | 248,000.00 | 248,000.00 | 1-2 Years | 1.22 | 0.36 |
| WELLS FARGO BANK NA 2.65 5/24/2024 | 949763B96 | Modoc County Managed Funds | 5/24/2019 | 2.650 | 248,000.00 | 248,000.00 | 6-9 Months | 1.22 | 0.36 |
| WESTERN ALLIANCE BK 5.25 5/24/2024 | 95763PMY4 | Modoc County Managed Funds | 5/26/2023 | 5.250 | 248,000.00 | 248,000.00 | 6-9 Months | 1.22 | 0.36 |
| WESTSTREET 4.95 11/18/2025 | 961442AC4 | Modoc County Managed Funds | 11/18/2022 | 4.950 | 248,000.00 | 248,000.00 | 2-3 Years | 1.22 | 0.36 |
| ZIONS BANCORP 5.4 9/27/2024 | 98970LC43 | Modoc County Managed Funds | 3/31/2023 | 5.400 | 248,000.00 | 248,000.00 | 9-12 Months | 1.22 | 0.36 |
| **Sub Total / Average Certificate of Deposit - Negotiable 30%** | | | | **3.225** | **20,305,728.39** | **20,306,851.06** | | **100.00** | **29.64** |
| **Commercial Paper 25%** | | | | | | | | | |
| MUFG BANK LTD 0 3/21/2024 | 62479LCM5 | Chandler Asset Management | 6/26/2023 | 5.779 | 253,078.08 | 249,237.01 | 3-6 Months | 100.00 | 0.38 |
| **Sub Total / Average Commercial Paper 25%** | | | | **5.779** | **253,078.08** | **249,237.01** | | **100.00** | **0.38** |
| **Liquid Assets 100%** | | | | | | | | | |
| CAMP LGIP | LGIP6065-001 | Local Agency Investment Securities | 9/6/2018 | 5.550 | 9,168,030.20 | 9,168,030.20 | 0-1 Month | 72.35 | 13.38 |
| LAIF LGIP | LGIP5000 | Local Agency Investment Securities | 6/30/2014 | 3.534 | 623,854.90 | 623,854.90 | 0-1 Month | 4.92 | 0.91 |
| Plumas Bank Cash | CASH1039 | Plumas Bank | 6/30/2014 | 0.000 | 1,400,000.00 | 1,400,000.00 | 0-1 Month | 11.05 | 2.04 |
| Plumas Bank MM | MM1266 | Plumas Bank | 6/30/2014 | 0.460 | 1,328,236.01 | 1,328,236.01 | 0-1 Month | 10.48 | 1.94 |
| US BANK Cash | CASH34874 | US Bank | 12/31/2014 | 0.000 | 151,399.50 | 151,399.50 | 0-1 Month | 1.19 | 0.22 |
| **Sub Total / Average Liquid Assets 100%** | | | | **4.238** | **12,671,520.61** | **12,671,520.61** | | **100.00** | **18.50** |
| **Medium Term Corporate Notes 30%** | | | | | | | | | |
| AMAZON.COM 0.45 5/12/2024 | 023135BW5 | Chandler Asset Management | 5/12/2021 | 0.499 | 69,979.02 | 69,897.80 | 6-9 Months | 0.71 | 0.10 |
| AMAZON.COM 0.45 5/12/2024 | 023135BW5 | Chandler Asset Management | 2/24/2022 | 1.719 | 228,239.35 | 223,677.30 | 6-9 Months | 2.33 | 0.34 |
| AMERICAN HONDA FINANCE 3.55 1/12/2024 | 02665WCT6 | Chandler Asset Management | 8/21/2019 | 2.054 | 351,417.26 | 371,872.20 | 3-6 Months | 3.55 | 0.51 |
| APPLE INC 3.25 2/23/2026 | 037833BY5 | Chandler Asset Management | 5/11/2023 | 4.047 | 343,728.46 | 342,713.00 | 2-3 Years | 3.55 | 0.51 |
| BANK OF AMERICA CORP 5.08 1/20/2027-26 | 06051GLE7 | Chandler Asset Management | 3/10/2023 | 5.508 | 296,211.74 | 295,572.00 | 3-4 Years | 3.04 | 0.44 |
| BANK OF MONTREAL5.92 9/25/2025 | 06368LWT9 | Chandler Asset Management | 9/25/2023 | 5.927 | 319,958.68 | 319,958.40 | 1-2 Years | 3.25 | 0.47 |
| CHARLES SCHWAB 0.75 3/18/2024 | 808513BN4 | Chandler Asset Management | 5/27/2021 | 0.476 | 180,227.56 | 181,373.40 | 3-6 Months | 1.83 | 0.26 |
| CHARLES SCHWAB 0.75 3/18/2024 | 808513BN4 | Chandler Asset Management | 6/14/2021 | 0.437 | 120,173.85 | 121,030.80 | 3-6 Months | 1.22 | 0.18 |
| CHEVRON USA 0.687 8/12/2025 | 166756AE6 | Chandler Asset Management | 11/4/2021 | 1.108 | 322,503.42 | 319,959.25 | 1-2 Years | 3.30 | 0.47 |
| CHUBB INA HOLDINGS INC 3.15 3/15/2025 | 00440EAS6 | Chandler Asset Management | 3/29/2021 | 1.061 | 334,657.07 | 351,266.50 | 1-2 Years | 3.30 | 0.47 |
| HONEYWELL INTERNATIONAL 2.5 11/1/2026 | 438516BL9 | Chandler Asset Management | 12/21/2022 | 4.429 | 283,739.53 | 279,660.00 | 3-4 Years | 3.04 | 0.44 |
| JOHN DEERE CAPITAL CORP 4.15 9/15/2027 | 24422EWK1 | Chandler Asset Management | 12/21/2022 | 4.421 | 297,107.16 | 296,541.00 | 3-4 Years | 3.04 | 0.44 |
| JPMORGAN CHASE & CO Var. Corp 3/1/2025 -24 | 46647PAH9 | Chandler Asset Management | 8/21/2020 | 3.220 | 410,039.11 | 432,036.00 | 1-2 Years | 4.06 | 0.58 |
| MASTERCARD INC 4.875 3/9/2028 | 57636QAW4 | Chandler Asset Management | 4/12/2023 | 4.069 | 309,634.30 | 310,650.00 | 4-5 Years | 3.04 | 0.44 |
| MERCK & CO INC 4.05 5/17/2028 | 58933YBH7 | Chandler Asset Management | 5/17/2023 | 4.068 | 34,973.76 | 34,971.65 | 4-5 Years | 0.36 | 0.05 |
| MERCK & CO INC 4.05 5/17/2028 | 58933YBH7 | Chandler Asset Management | 6/27/2023 | 4.367 | 271,391.24 | 271,188.50 | 4-5 Years | 2.79 | 0.40 |
| MICROSOFT CORP 2.875 2/6/2024 | 594918BX1 | Chandler Asset Management | 3/9/2020 | 1.128 | 236,412.86 | 250,651.00 | 3-6 Months | 2.38 | 0.34 |
| MORGAN STANLEY 4.679 7/17/2026-25 | 61747YET8 | Chandler Asset Management | 7/20/2022 | 4.679 | 60,000.00 | 60,000.00 | 2-3 Years | 0.61 | 0.09 |
| MORGAN STANLEY 4.679 7/17/2026-25 | 61747YET8 | Chandler Asset Management | 7/22/2022 | 4.647 | 225,183.02 | 225,261.00 | 2-3 Years | 2.28 | 0.33 |
| NATIONAL RURAL UTIL COOP 4.45 3/13/2026 | 63743HFH0 | Chandler Asset Management | 4/12/2023 | 4.321 | 300,858.90 | 301,023.00 | 2-3 Years | 3.04 | 0.44 |
| NORTHERN TRUST CORP 4 5/10/2027 | 665859AW4 | Chandler Asset Management | 4/12/2023 | 4.329 | 296,757.67 | 296,337.00 | 3-4 Years | 3.04 | 0.44 |
| PACCAR FINANCIAL CORP 0.5 8/9/2024 | 69371RR40 | Chandler Asset Management | 8/9/2021 | 0.518 | 44,993.04 | 44,975.70 | 9-12 Months | 0.46 | 0.07 |
| PACCAR FINANCIAL CORP 0.9 11/8/2024 | 69371RR57 | Chandler Asset Management | 11/8/2021 | 0.870 | 300,098.66 | 300,267.00 | 1-2 Years | 3.04 | 0.44 |
| PEPSICO INC. 2.75 4/30/2025 | 713448CT3 | Chandler Asset Management | 12/22/2022 | 4.572 | 291,876.41 | 287,913.00 | 1-2 Years | 3.04 | 0.44 |
| PROLOGIS LP 4.875 6/15/2028 | 74340XCG4 | Chandler Asset Management | 6/28/2023 | 4.976 | 29,875.69 | 29,868.90 | 4-5 Years | 0.30 | 0.04 |
| PROLOGIS LP 4.875 6/15/2028 | 74340XCG4 | Chandler Asset Management | 6/28/2023 | 5.016 | 39,768.26 | 39,755.60 | 4-5 Years | 0.41 | 0.06 |
| PROLOGIS LP 4.875 6/15/2028 | 74340XCG4 | Chandler Asset Management | 6/29/2023 | 4.992 | 29,855.70 | 29,847.90 | 4-5 Years | 0.30 | 0.04 |
| PUBLIC SERVICE ELECTRIC3.65 9/1/2028 | 74456QBX3 | Chandler Asset Management | 9/11/2023 | 5.124 | 281,003.74 | 280,803.00 | 4-5 Years | 3.04 | 0.44 |
| REALTY INCOME CORP 4.6 2/6/2024 | 756109BD5 | Chandler Asset Management | 12/22/2022 | 4.900 | 299,690.21 | 299,013.00 | 3-6 Months | 3.04 | 0.44 |
| ROYAL BANK OF CANADA 2.25 11/1/2024 | 78015K7C2 | Chandler Asset Management | 9/24/2020 | 0.693 | 381,259.74 | 398,576.25 | 1-2 Years | 3.81 | 0.55 |
| SALESFORCE 0.625 7/15/2024 | 79466LAG9 | Chandler Asset Management | 7/12/2021 | 0.642 | 19,997.32 | 19,989.80 | 9-12 Months | 0.20 | 0.03 |
| SALESFORCE 0.625 7/15/2024 | 79466LAG9 | Chandler Asset Management | 3/1/2022 | 1.760 | 277,548.13 | 272,644.40 | 9-12 Months | 2.84 | 0.41 |
| STATE STREET CORP 1.746 2/6/2026 | 857477BR3 | Chandler Asset Management | 2/7/2022 | 1.746 | 35,000.00 | 35,000.00 | 2-3 Years | 0.36 | 0.05 |
| STATE STREET CORP 1.746 2/6/2026 | 857477BR3 | Chandler Asset Management | 2/23/2022 | 2.030 | 273,240.99 | 272,046.50 | 2-3 Years | 2.79 | 0.40 |
| TARGET CORP 1.95 1/15/2027 | 87612EBM7 | Chandler Asset Management | 2/2/2022 | 1.955 | 299,954.09 | 299,931.00 | 3-4 Years | 3.04 | 0.44 |

| Description | CUSIP/Ticker | Portfolio Name | Settlement Date | YTM @ Cost | Book Value | Cost Value | Maturity Range | Group Percent | % of Portfolio |
|---|---|---|---|---|---|---|---|---|---|
| TORONTO-COMINION BANK 0.75 9/11/2025 | 89114QCK2 | Chandler Asset Management | 4/20/2022 | 3.324 | 285,888.62 | 275,424.00 | 1-2 Years | 3.04 | 0.44 |
| TOYOTA MOTOR CR CORP 4.8 1/10/2025 | 89236TKN4 | Chandler Asset Management | 1/12/2023 | 4.837 | 349,844.96 | 349,758.50 | 1-2 Years | 3.55 | 0.51 |
| TRUIST FINANCIAL CORP 2.5 8/1/2024 | 05531FBH5 | Chandler Asset Management | 6/14/2021 | 0.609 | 304,699.13 | 317,568.00 | 9-12 Months | 3.04 | 0.44 |
| UNITEDHEALTH GROUP INC 0.55 5/15/2024 | 91324PEB4 | Chandler Asset Management | 6/28/2021 | 0.603 | 299,901.82 | 299,547.00 | 6-9 Months | 3.04 | 0.44 |
| VISA INC 3.15 12/14/2025 | 92826CAD4 | Chandler Asset Management | 12/22/2022 | 4.450 | 292,023.71 | 289,233.00 | 2-3 Years | 3.04 | 0.44 |
| WALMART INC 1.05 9/17/2026 | 931142ER0 | Chandler Asset Management | 9/17/2021 | 1.089 | 24,971.98 | 24,952.75 | 2-3 Years | 0.25 | 0.04 |
| WALMART INC 3.95 9/9/2027 | 931142EX7 | Chandler Asset Management | 4/12/2023 | 3.878 | 350,888.49 | 350,994.00 | 3-4 Years | 3.55 | 0.51 |
| **Sub Total / Average Medium Term Corporate Notes 30%** | | | | **3.101** | **9,805,574.65** | **9,873,749.10** | | **100.00** | **14.39** |
| **Money Market Mutual Funds 20%** | | | | | | | | | |
| Fidelity MM | MM4500 | Chandler Asset Management | 6/30/2014 | 5.240 | 305,526.83 | 305,526.83 | 0-1 Month | 100.00 | 0.45 |
| **Sub Total / Average Money Market Mutual Funds 20%** | | | | **5.240** | **305,526.83** | **305,526.83** | | **100.00** | **0.45** |
| **Supranationals 30%** | | | | | | | | | |
| INTER-AMERICAN DEVEL BK 0.5 9/23/2024 | 4581X0DZ8 | Chandler Asset Management | 9/23/2021 | 0.525 | 144,964.85 | 144,892.70 | 9-12 Months | 39.73 | 0.21 |
| INTL BK RECON & DEVELOP 0.25 11/24/2023 | 459058JM6 | Chandler Asset Management | 11/24/2020 | 0.322 | 94,989.74 | 94,795.75 | 1-3 Months | 26.03 | 0.14 |
| INTL BK RECON & DEVELOP 2.5 3/19/2024 | 459058GQ0 | Chandler Asset Management | 1/28/2021 | 0.263 | 126,304.51 | 133,742.50 | 3-6 Months | 34.25 | 0.18 |
| **Sub Total / Average Supranationals 30%** | | | | **0.382** | **366,259.10** | **373,430.95** | | **100.00** | **0.53** |
| **US Agencies 25%** | | | | | | | | | |
| FAMCA 0.6 11/20/2025-21 | 31422B3F5 | Modoc County Managed Funds | 11/20/2020 | 0.600 | 250,000.00 | 250,000.00 | 2-3 Years | 1.59 | 0.36 |
| FAMCA 5.1 4/24/2028-24 | 31422X2Q4 | Modoc County Managed Funds | 4/24/2023 | 5.100 | 300,000.00 | 300,000.00 | 4-5 Years | 1.90 | 0.44 |
| FAMCA 5.45 6/12/2028-24 | 31422X3W0 | Modoc County Managed Funds | 6/12/2023 | 5.450 | 350,000.00 | 350,000.00 | 4-5 Years | 2.22 | 0.51 |
| FED FARM CR BKS 0.43 3/3/2025 | 3133EMSJ2 | Modoc County Managed Funds | 3/9/2021 | 0.555 | 249,560.41 | 248,770.00 | 1-2 Years | 1.59 | 0.36 |
| FED NATL MORTGAGE ASSN 0.375 8/25/2025 | 3135G05X7 | Modoc County Managed Funds | 3/9/2021 | 0.731 | 248,335.52 | 246,096.25 | 1-2 Years | 1.59 | 0.36 |
| FFCB 0.34 4/22/2024-22 | 3133EMXB3 | Modoc County Managed Funds | 2/11/2022 | 1.708 | 248,120.83 | 242,657.50 | 6-9 Months | 1.59 | 0.36 |
| FFCB 0.375 1/15/2025 | 3133EMNF5 | Modoc County Managed Funds | 9/20/2021 | 0.508 | 249,573.99 | 248,907.50 | 1-2 Years | 1.59 | 0.36 |
| FFCB 0.54 11/3/2025-22 | 3133EMFR8 | Modoc County Managed Funds | 11/10/2020 | 0.610 | 249,639.37 | 249,142.50 | 2-3 Years | 1.59 | 0.36 |
| FFCB 0.59 2/17/2026-21 | 3133EMQX3 | Modoc County Managed Funds | 2/19/2021 | 0.658 | 249,603.66 | 249,170.00 | 2-3 Years | 1.59 | 0.36 |
| FFCB 1.54 11/30/2026-22 | 3133ENFN5 | Modoc County Managed Funds | 11/30/2021 | 1.540 | 300,000.00 | 300,000.00 | 3-4 Years | 1.90 | 0.44 |
| FFCB 1.78 1/26/2027-23 | 3133ENLZ1 | Modoc County Managed Funds | 1/26/2022 | 1.780 | 500,000.00 | 500,000.00 | 3-4 Years | 3.17 | 0.73 |
| FFCB 4.5 11/23/2027 | 3133EPUE3 | Modoc County Managed Funds | 9/7/2023 | 4.530 | 299,673.16 | 299,668.20 | 4-5 Years | 1.90 | 0.44 |
| FHLB 0.5 10/9/2024-22 | 3130ANQ29 | Modoc County Managed Funds | 9/9/2021 | 0.500 | 500,000.00 | 500,000.00 | 1-2 Years | 3.17 | 0.73 |
| FHLB 0.58 11/24/2025-21 | 3130AKG75 | Modoc County Managed Funds | 12/14/2020 | 0.580 | 250,000.00 | 250,000.00 | 2-3 Years | 1.59 | 0.36 |
| FHLB 0.6 1/28/2026-21 | 3130AKPC4 | Modoc County Managed Funds | 1/28/2021 | 0.600 | 250,000.00 | 250,000.00 | 2-3 Years | 1.59 | 0.36 |
| FHLB 0.65 2/26/2026-21 | 3130AKZ25 | Modoc County Managed Funds | 2/26/2021 | 0.650 | 500,000.00 | 500,000.00 | 2-3 Years | 3.17 | 0.73 |
| FHLB 1 6/26/2026-21 | 3130AMU75 | Modoc County Managed Funds | 9/24/2021 | 1.007 | 249,949.60 | 249,912.50 | 2-3 Years | 1.59 | 0.36 |
| FHLB 1.05 6/30/2026-21 | 3130AMWZ1 | Modoc County Managed Funds | 6/30/2021 | 1.050 | 250,000.00 | 250,000.00 | 2-3 Years | 1.59 | 0.36 |
| FHLB 1.08 9/15/2026-21 | 3130ANWH9 | Modoc County Managed Funds | 9/29/2021 | 1.137 | 249,589.85 | 249,312.50 | 2-3 Years | 1.59 | 0.36 |
| FHLB 1.5 11/25/2026-22 | 3130APWE1 | Modoc County Managed Funds | 11/30/2021 | 1.500 | 300,000.00 | 300,000.00 | 3-4 Years | 1.90 | 0.44 |
| FHLB 1.6 1/19/2027-22 | 3130AQJ87 | Modoc County Managed Funds | 1/19/2022 | 1.600 | 500,000.00 | 500,000.00 | 3-4 Years | 3.17 | 0.73 |
| FHLB 2.42 4/19/2024-22 | 3130ARHH7 | Modoc County Managed Funds | 4/19/2022 | 2.420 | 500,000.00 | 500,000.00 | 6-9 Months | 3.17 | 0.73 |
| FHLB 2.75 6/28/2024 | 3130ASDS5 | Modoc County Managed Funds | 6/16/2022 | 3.439 | 248,770.87 | 246,642.50 | 9-12 Months | 1.59 | 0.36 |
| FHLB 3.4 4/29/2027-22 | 3130ARQQ7 | Modoc County Managed Funds | 4/29/2022 | 3.400 | 300,000.00 | 300,000.00 | 3-4 Years | 1.90 | 0.44 |
| FHLB 4.5 7/26/2027-23 | 3130ASLA5 | Modoc County Managed Funds | 5/18/2023 | 4.699 | 297,932.12 | 297,732.00 | 3-4 Years | 1.90 | 0.44 |
| FHLB 4.625 6/6/2025 | 3130AWER7 | Chandler Asset Management | 6/13/2023 | 4.673 | 249,811.00 | 249,777.50 | 1-2 Years | 1.59 | 0.36 |
| FHLB 4.75 3/8/2024 | 3130ATUQ8 | Modoc County Managed Funds | 1/9/2023 | 4.777 | 499,943.02 | 499,849.00 | 3-6 Months | 3.17 | 0.73 |
| FHLB 5 4/12/2027-24 | 3130AVKD3 | Modoc County Managed Funds | 4/12/2023 | 5.000 | 300,000.00 | 300,000.00 | 3-4 Years | 1.90 | 0.44 |
| FHLB 5.375 9/9/2024 | 3130AVD41 | Chandler Asset Management | 6/28/2023 | 5.305 | 200,113.17 | 200,144.00 | 9-12 Months | 1.27 | 0.29 |
| FHLB 5.75 5/25/2028-23 | 3130AWAD2 | Modoc County Managed Funds | 5/30/2023 | 5.750 | 300,000.00 | 300,000.00 | 4-5 Years | 1.90 | 0.44 |
| FHLB 5.75 7/26/2028-24 | 3130AWMJ6 | Modoc County Managed Funds | 7/26/2023 | 5.750 | 300,000.00 | 300,000.00 | 4-5 Years | 1.90 | 0.44 |
| FHLMC 0.375 9/23/2025 | 3137EAEX3 | Chandler Asset Management | 11/19/2020 | 0.508 | 99,739.70 | 99,364.00 | 1-2 Years | 0.63 | 0.15 |
| FHLMC 0.375 9/30/2024-22 | 3134GWUX2 | Modoc County Managed Funds | 4/25/2022 | 2.952 | 243,823.49 | 234,997.50 | 9-12 Months | 1.59 | 0.36 |
| FHLMC 0.625 9/8/2025-21 | 3134GWH82 | Modoc County Managed Funds | 9/8/2020 | 0.625 | 500,000.00 | 500,000.00 | 1-2 Years | 3.17 | 0.73 |
| FHLMC 2.2 9/27/2024-22 | 3134GXPZ1 | Modoc County Managed Funds | 3/28/2022 | 2.179 | 300,059.57 | 300,150.00 | 9-12 Months | 1.90 | 0.44 |

| Description | CUSIP/Ticker | Portfolio Name | Settlement Date | YTM @ Cost | Book Value | Cost Value | Maturity Range | Group Percent | % of Portfolio |
|---|---|---|---|---|---|---|---|---|---|
| FHLMC 4.2 7/12/2027-23 | 3134GXA53 | Modoc County Managed Funds | 7/12/2022 | 4.200 | 294,000.00 | 294,000.00 | 3-4 Years | 1.87 | 0.43 |
| FHLMC 5 2/24/2028-23 | 3134GYGY2 | Modoc County Managed Funds | 2/24/2023 | 5.000 | 300,000.00 | 300,000.00 | 4-5 Years | 1.90 | 0.44 |
| FHLMC 5.2 4/17/2028-24 | 3134GYPJ5 | Modoc County Managed Funds | 4/17/2023 | 5.200 | 500,000.00 | 500,000.00 | 4-5 Years | 3.17 | 0.73 |
| FHLMC 5.5 7/26/2028-24 | 3134GYXM9 | Modoc County Managed Funds | 7/26/2023 | 5.500 | 300,000.00 | 300,000.00 | 4-5 Years | 1.90 | 0.44 |
| FHLMC 5.6 9/14/2027-23 | 3134GYTN2 | Modoc County Managed Funds | 6/14/2023 | 5.600 | 350,000.00 | 350,000.00 | 3-4 Years | 2.22 | 0.51 |
| FHLMC 6 3/27/2028-23 | 3134GYMA7 | Modoc County Managed Funds | 3/27/2023 | 6.000 | 300,000.00 | 300,000.00 | 4-5 Years | 1.90 | 0.44 |
| FHLMC 6 8/16/2027-23 | 3134GYYJ5 | Modoc County Managed Funds | 8/16/2023 | 6.000 | 500,000.00 | 500,000.00 | 3-4 Years | 3.17 | 0.73 |
| FHLMC 6.15 9/28/2028-24 | 3134H1CH4 | Modoc County Managed Funds | 9/28/2023 | 6.150 | 500,000.00 | 500,000.00 | 4-5 Years | 3.17 | 0.73 |
| FNMA 0.5 11/7/2025 | 3135G06G3 | Chandler Asset Management | 11/19/2020 | 0.521 | 199,912.67 | 199,794.00 | 2-3 Years | 1.27 | 0.29 |
| FNMA 0.5 11/7/2025 | 3135G06G3 | Chandler Asset Management | 12/16/2020 | 0.442 | 310,373.53 | 310,868.00 | 2-3 Years | 1.97 | 0.45 |
| FNMA 0.5 11/7/2025 | 3135G06G3 | Modoc County Managed Funds | 3/9/2021 | 0.782 | 248,545.60 | 246,777.25 | 2-3 Years | 1.59 | 0.36 |
| FNMA 0.5 6/17/2025 | 3135G04Z3 | Modoc County Managed Funds | 1/13/2022 | 1.261 | 296,179.45 | 292,365.00 | 1-2 Years | 1.90 | 0.44 |
| FNMA 0.56 10/22/2025-21 | 3135G06B4 | Modoc County Managed Funds | 10/28/2020 | 0.565 | 249,974.14 | 249,937.50 | 2-3 Years | 1.59 | 0.36 |
| TVA BD 25 0.75 5/15/2025 | 880591EW8 | Modoc County Managed Funds | 4/21/2021 | 0.611 | 250,556.06 | 251,392.50 | 1-2 Years | 1.59 | 0.36 |
| TVA BD 25 0.75 5/15/2025 | 880591EW8 | Modoc County Managed Funds | 2/11/2022 | 1.847 | 245,691.90 | 241,362.00 | 1-2 Years | 1.59 | 0.36 |
| **Sub Total / Average US Agencies 25%** | | | | **2.832** | **15,729,472.68** | **15,698,789.70** | | **100.00** | **23.00** |
| **US Treasuries 100%** | | | | | | | | | |
| T-Note 0.25 6/15/2024 | 91282CCG4 | Modoc County Managed Funds | 6/21/2021 | 0.443 | 249,660.39 | 248,570.77 | 6-9 Months | 3.91 | 0.36 |
| T-Note 0.25 7/31/2025 | 91282CAB7 | Modoc County Managed Funds | 3/31/2021 | 0.722 | 247,871.36 | 244,970.70 | 1-2 Years | 3.91 | 0.36 |
| T-Note 0.25 8/31/2025 | 91282CAJ0 | Modoc County Managed Funds | 9/24/2021 | 0.720 | 297,333.75 | 294,534.38 | 1-2 Years | 4.69 | 0.44 |
| T-Note 0.375 9/15/2024 | 91282CCX7 | Modoc County Managed Funds | 10/18/2021 | 0.609 | 199,555.26 | 198,653.12 | 9-12 Months | 3.13 | 0.29 |
| T-Note 0.5 11/30/2023 | 91282CDM0 | Modoc County Managed Funds | 11/30/2021 | 0.530 | 299,984.90 | 299,819.27 | 1-3 Months | 4.69 | 0.44 |
| T-Note 0.5 3/31/2025 | 912828ZF0 | Modoc County Managed Funds | 9/20/2021 | 0.559 | 249,782.28 | 249,488.28 | 1-2 Years | 3.91 | 0.36 |
| T-Note 0.625 7/31/2026 | 91282CCP4 | Modoc County Managed Funds | 1/13/2022 | 1.441 | 488,840.43 | 482,101.56 | 2-3 Years | 7.81 | 0.73 |
| T-Note 0.75 4/30/2026 | 91282CBW0 | Modoc County Managed Funds | 4/30/2021 | 0.870 | 249,243.51 | 248,535.16 | 2-3 Years | 3.91 | 0.36 |
| T-Note 0.75 4/30/2026 | 91282CBW0 | Modoc County Managed Funds | 5/19/2021 | 0.800 | 249,681.99 | 249,390.62 | 2-3 Years | 3.91 | 0.36 |
| T-Note 0.875 9/30/2026 | 91282CCZ2 | Modoc County Managed Funds | 10/18/2021 | 1.082 | 198,795.19 | 198,012.50 | 2-3 Years | 3.13 | 0.29 |
| T-Note 1.125 10/31/2026 | 91282CDG3 | Modoc County Managed Funds | 11/1/2021 | 1.193 | 249,439.16 | 249,091.80 | 3-4 Years | 3.91 | 0.36 |
| T-Note 1.125 10/31/2026 | 91282CDG3 | Modoc County Managed Funds | 11/17/2021 | 1.228 | 298,989.58 | 298,378.12 | 3-4 Years | 4.69 | 0.44 |
| T-Note 1.125 10/31/2026 | 91282CDG3 | Modoc County Managed Funds | 11/26/2021 | 1.288 | 298,397.54 | 297,440.62 | 3-4 Years | 4.69 | 0.44 |
| T-Note 1.25 11/30/2026 | 91282CDK4 | Modoc County Managed Funds | 11/30/2021 | 1.225 | 300,228.24 | 300,360.22 | 3-4 Years | 4.69 | 0.44 |
| T-Note 1.25 12/31/2026 | 91282CDQ1 | Modoc County Managed Funds | 1/5/2022 | 1.351 | 498,254.35 | 497,324.22 | 3-4 Years | 7.81 | 0.73 |
| T-Note 1.5 1/31/2027 | 912828Z78 | Modoc County Managed Funds | 2/9/2022 | 1.775 | 297,370.97 | 296,081.25 | 3-4 Years | 4.69 | 0.44 |
| T-Note 1.5 9/30/2024 | 912828YH7 | Modoc County Managed Funds | 3/19/2021 | 0.465 | 252,568.12 | 259,058.60 | 9-12 Months | 3.91 | 0.36 |
| T-Note 1.5 9/30/2024 | 912828YH7 | Modoc County Managed Funds | 2/14/2022 | 1.583 | 249,797.25 | 249,468.75 | 9-12 Months | 3.91 | 0.36 |
| T-Note 1.625 10/31/2026 | 912828YQ7 | Modoc County Managed Funds | 10/12/2021 | 1.029 | 407,154.46 | 411,712.50 | 3-4 Years | 6.25 | 0.58 |
| T-Note 1.75 12/31/2024 | 912828YY0 | Modoc County Managed Funds | 6/21/2021 | 0.562 | 253,676.67 | 260,347.66 | 1-2 Years | 3.91 | 0.36 |
| T-Note 2.125 3/31/2024 | 912828W71 | Modoc County Managed Funds | 1/19/2022 | 1.075 | 301,555.19 | 306,815.62 | 6-9 Months | 4.69 | 0.44 |
| T-Note 2.75 8/31/2025 | 9128284Z0 | Modoc County Managed Funds | 4/25/2022 | 2.903 | 249,304.25 | 248,785.16 | 1-2 Years | 3.91 | 0.36 |
| **Sub Total / Average US Treasuries 100%** | | | | **1.097** | **6,387,484.84** | **6,388,940.88** | | **100.00** | **9.34** |
| **Total / Average** | | | | **3.119** | **68,391,591.47** | **68,432,623.27** | | | **100** |