


# APPENDIX



# MINT HILL

## COMPREHENSIVE TRANSPORTATION PLAN



Kimley-Horn  
and Associates, Inc.

FINAL — MAY 2008



# Crash Statistics and Ranking Priorities

# Traffic Safety and Crash Analysis

## Crash Analysis Methodology

Crash location priority rankings for intersections were developed using a variety of summary statistics, including traffic volumes, overall severity of crashes, and facility type. The inclusion of these components helps ensure that moneys earmarked for spot safety improvements are spent in the most efficient and cost-effective manner. The following tables provide the scoring criteria for the rankings of intersection analyses. The overall scoring for each intersection follows.

Measure 1 - Vehicles Entering (Per Day)	
26,102+	10
25,701 - 26,101	9
24,162 - 25,700	8
23,401 - 24,161	7
22,201 - 23,400	6
20,801 - 22,200	5
20,001 - 20,800	4
17,601 - 20,000	3
17,056 - 17,600	2
0 - 17,055	1

Measure 2 - Total Crashes	
20+	10
19 - 20	9
18 - 19	8
17 - 18	7
16 - 17	6
15 - 16	5
14 - 15	4
12 - 14	3
10 - 12	2
0 - 10	1

Measure 3 - Fatal Crashes	
1+	10
0	0

Measure 4 – Equivalent Property Damage Only Rate	
183.89+	10
162.09 - 183.88	9
122.49 - 162.08	8
100.5 - 122.48	7
66.9 - 100.4	6
65.9 - 66.8	5
56.5 - 65.8	4
54.1 - 56.4	3
30.9 - 54.0	2
0 - 30.8	1

Measure 5 - Crash Rate (per Million Entering Vehicles)	
0.97+	10
0.88 - 0.96	9
0.79 - 0.87	8
0.69 - 0.78	7
0.60 - 0.68	6
0.581 - 0.59	5
0.50 - 0.58	4
0.48 - 0.49	3
0.45 - 0.47	2
0 - 0.44	1

Measure 6 - Functional Classification	
Freeway-Expressway	5
Major Thoroughfare	4
Minor Thoroughfare	3
Commercial Arterial	2
Collector or Local	1

Measure 7 – Included in Transportation Improvement Program (TIP)?	
Yes	1
No	0

## Intersection Priority Rankings and Scoring

**Intersection Priority Rankings  
Mint Hill CTP**

No.	Street 1	Street 2	Vehicles Entering <sup>A</sup>	Vehicles Entering Score (Max=10)	Total Crashes <sup>B</sup>	Total Crashes Score (Max=10)	EPDO Rate <sup>C</sup>	EPDO Rate Score (Max=10)	Crash Rate (Per MVE) <sup>D</sup>	Crash Rate Score (Max=10)	Functional Classification	Functional Classification Score (Max=5)	TIP	TIP Score (Max=1)	Total Score (Max=46)
1	NC 24-Albemarle Road	Blair Road	25,700	8	27	10	183.88	9	0.959	9	Major Thoroughfare	4	No	0	40
2	NC 24-Albemarle Road	Rocky River Church Road	24,161	7	18	8	152.68	8	0.680	6	Major Thoroughfare	4	No	0	33
3	Lebanon Road	Margaret Wallace Road	20,000	3	19	9	221.76	10	0.868	8	Minor Thoroughfare	3	No	0	33
4	Idlewild Road	I-485	17,055	1	20	10	162.08	8	1.071	10	Major Thoroughfare	4	No	0	33
5	NC 24-Albemarle Road	Cabarrus Road	22,200	5	19	9	100.40	6	0.782	7	Major Thoroughfare	4	No	0	31
6	Idlewild Road	Matthew Mint Hill Road	26,900	10	17	7	54.00	2	0.577	4	Major Thoroughfare	4	No	0	27
7	NC 24-Albemarle Road	I 485 NB Ramp	23,400	6	15	5	66.80	5	0.585	5	Major Thoroughfare	4	No	0	25
8	Idlewild Road	Margaret Wallace Road	26,100	9	14	4	65.80	4	0.490	3	Major Thoroughfare	4	No	0	24
9	Lebanon Road	Lawyers Road	17,600	2	16	6	30.80	1	0.830	8	Minor Thoroughfare	3	No	0	20
10	NC 24-Albemarle Road	I 485 SB Ramp	23,400	6	12	3	56.40	3	0.468	2	Major Thoroughfare	4	No	0	18
11	Lawyers Road	Bain School Road	20,800	4	10	2	122.48	7	0.439	1	Major Thoroughfare	4	No	0	18

<sup>A</sup> Vehicles entering is based on average daily traffic volumes provided by NCDOT

<sup>B</sup> Total crashes provided by NCDOT, for the period between January 1, 2004 and December 31, 2006

<sup>C</sup> EPDO Rate is based on the following formula: EPDO Rate = 76.8\*(Fatal Crashes +Type A Injury Crashes) + 8.4\*(Type B Injury Crashes + Type C Injury Crashes) + Property Damage Crashes

<sup>D</sup> Crash Rate is based on the following formula: Crash Rate = (Total crashes\*1,000,000)/(AADT\*365 days per year\*3 year analysis period); reported as crashes per million vehicles entering (MVE)



# Adopted CTP Maps



## Town of Mint Hill

Mecklenburg County  
North Carolina

### Comprehensive Transportation Plan

Plan date: May 2008

- Sheet 1 **Adoption Sheet**  
Sheet 2 **Highway Map**  
Sheet 3 **Public Transportation  
and Rail Map**  
Sheet 4 **Bicycle Map**  
Sheet 5 **Pedestrian Map**

#### Legend

- Roads
- Bodies of Water
- County Boundary
- Municipal Boundary
- MPO Metropolitan Boundary
- Railroads
- Schools
- Mint Hill Planning Boundary

Sheet 1 of 5

0 0.2 0.4 0.8  
Miles

Base map date: 01/01/2007

Refer to CTP document for more details

**Adopted by:**

**Town of Mint Hill**

**Date:**

**NCDOT**

**Date:**

**Endorsed by:**

**MUMPO**

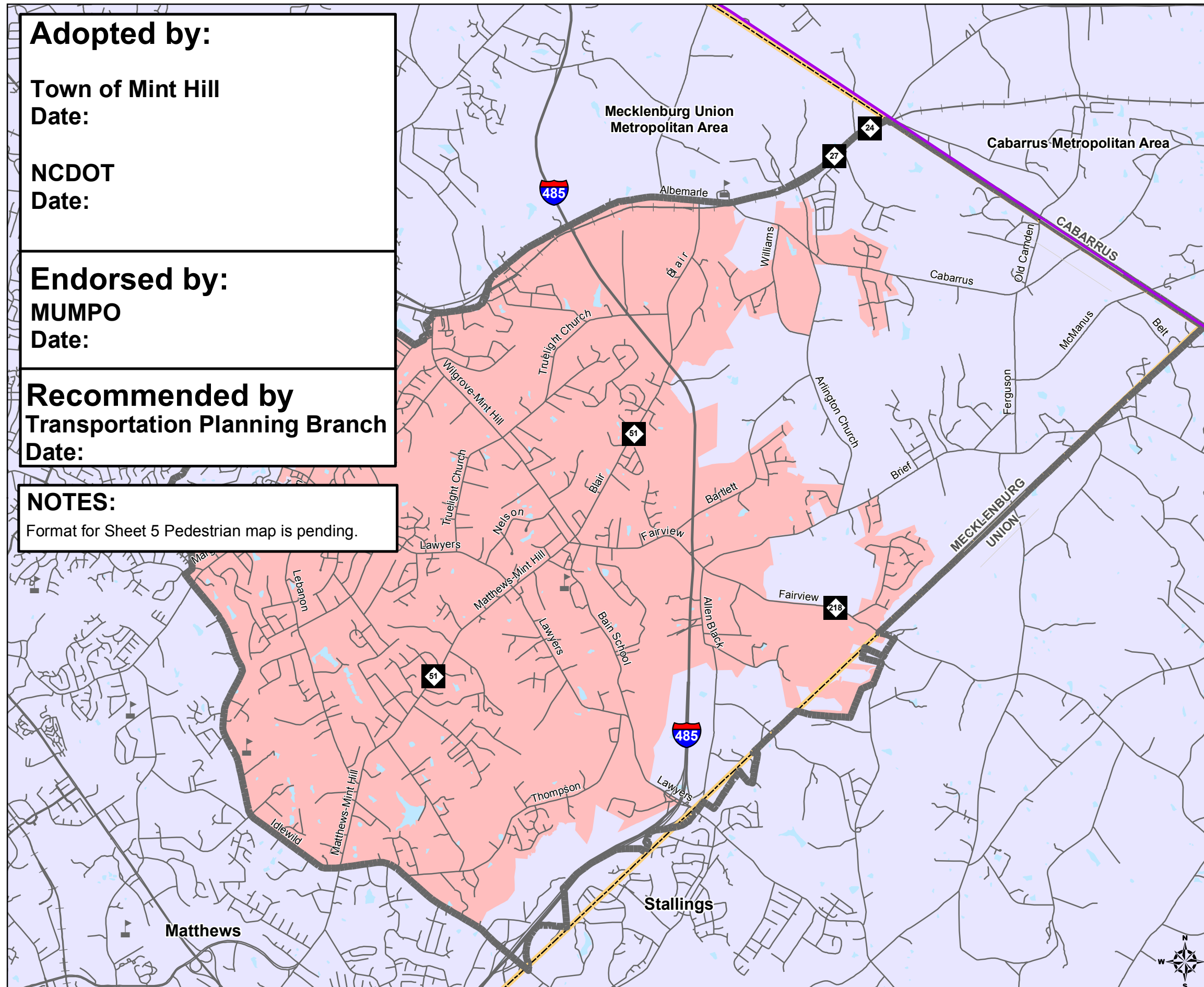
**Date:**

**Recommended by  
Transportation Planning Branch**

**Date:**

**NOTES:**

Format for Sheet 5 Pedestrian map is pending.





Highway Map



**Town of Mint Hill**  
**Comprehensive**  
**Transportation Plan**

Plan date: May 2008

Freeways

- Existing
- Needs Improvement
- Recommended

Expressways

- Existing
- Needs Improvement
- Recommended

Boulevards

- Existing
- Needs Improvement
- Recommended

Other Major Thoroughfares

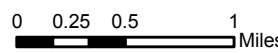
- Existing
- Needs Improvement
- Recommended

Minor Thoroughfares

- Existing
- Needs Improvement
- Recommended

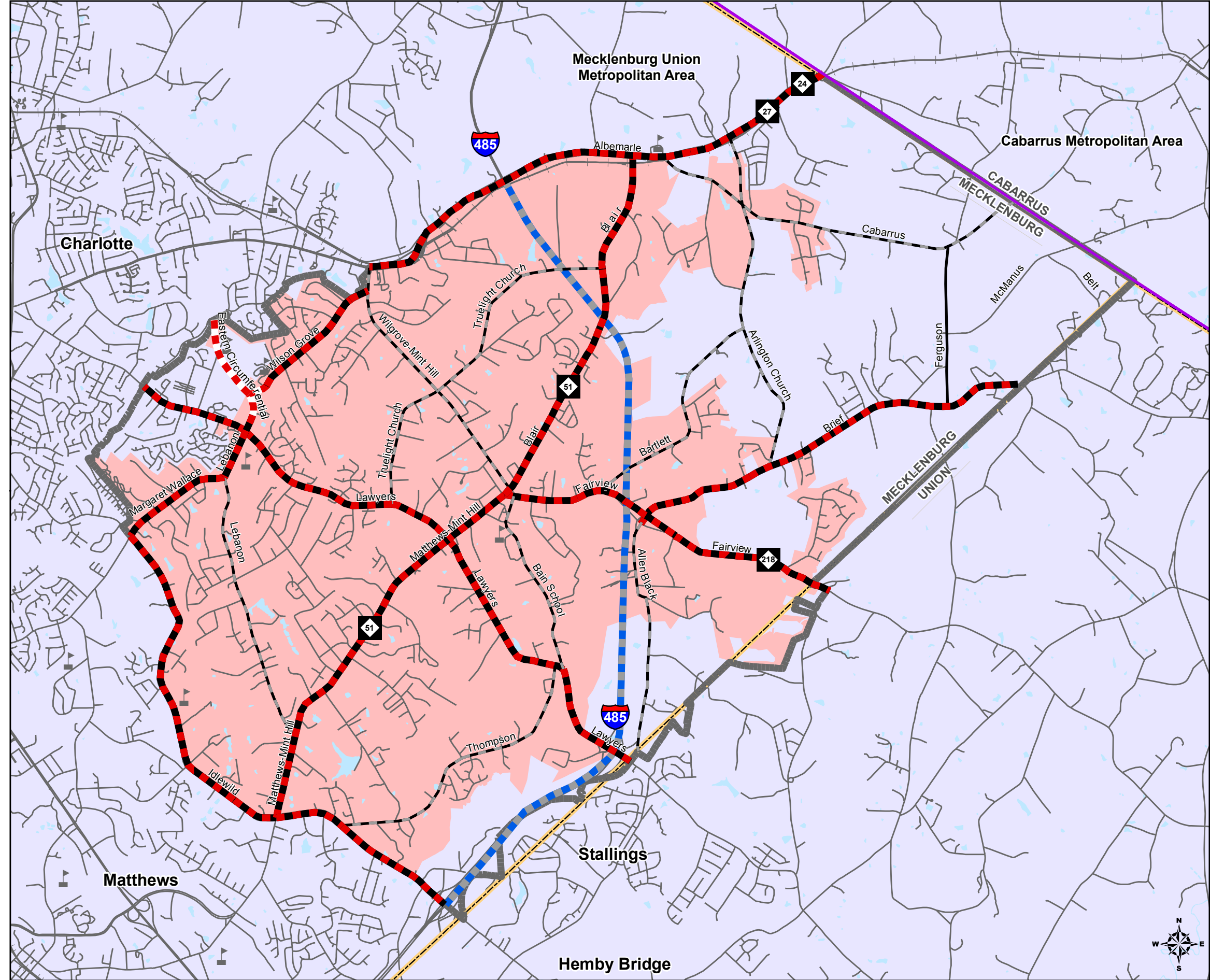
- Existing Interchange
- Proposed Interchange
- Existing Grade Separation
- Proposed Grade Separation

Sheet 2 of 5



Base map date: 01/01/2007

Refer to CTP document for more details





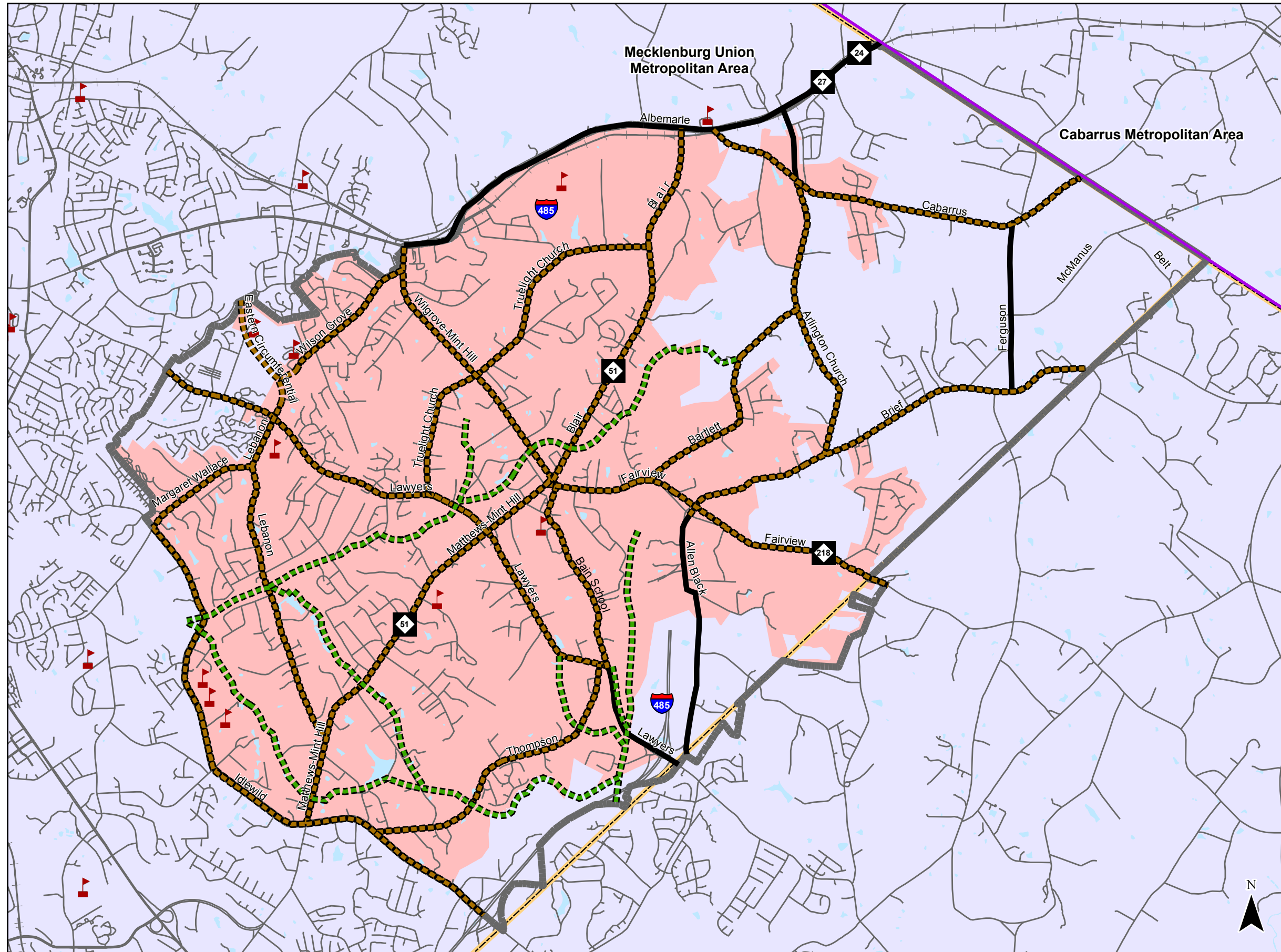


**Bicycle Map**



**Town of Mint Hill**  
**Comprehensive**  
**Transportation Plan**

Plan date: May 2008



**On-Road**

- Existing
- Needs Improvement
- Recommended

**Off-Road**

- Existing
- Needs Improvement
- Recommended

Sheet 4 of 5

0 0.25 0.5 1 Miles

Base map date:  
Refer to CTP document for more details

# Survey Results



# Transportation Survey

1) How long have you lived in the Town of Mint Hill? (Check one)

- ☐ Less than one year  
☐ 1-5 years  
☐ 5-10 years  
☒ More than 10 years  
☐ Do not reside in Mint Hill

2) How far is your commute to work? (check one)

- ☐ Within a mile  
☐ 1-5 miles  
☐ 5-10 miles  
☐ More than 10 miles  
☒ Not Applicable

3) Do you work within the Town?

- ☐ Yes  
☐ No  
☒ N/A

4) What do you LIKE most about the Town of Mint Hill?

people

5) What do you DISLIKE most about the Town of Mint Hill?

rudeness of officials, fact that  
who you know is more important than  
rules & ordinances

6) How would you rate the following in the Town of Mint Hill? (check one)

	Excellent	Good	Fair	Poor
Condition of Roads	<input type="checkbox"/>	<input type="checkbox"/>	<input type="checkbox"/>	<input checked="" type="checkbox"/>
Traffic Congestion	<input type="checkbox"/>	<input checked="" type="checkbox"/>	<input type="checkbox"/>	<input type="checkbox"/>
Attractiveness of Roads	<input type="checkbox"/>	<input type="checkbox"/>	<input checked="" type="checkbox"/>	<input type="checkbox"/>
Traffic Safety	<input type="checkbox"/>	<input type="checkbox"/>	<input checked="" type="checkbox"/>	<input type="checkbox"/>
Walking Environment (i.e., sidewalks)	<input type="checkbox"/>	<input type="checkbox"/>	<input type="checkbox"/>	<input checked="" type="checkbox"/>
Bicycling Environment	<input type="checkbox"/>	<input type="checkbox"/>	<input type="checkbox"/>	<input checked="" type="checkbox"/>
Signal System (i.e., traffic lights)	<input type="checkbox"/>	<input type="checkbox"/>	<input type="checkbox"/>	<input checked="" type="checkbox"/>

Comments:

Some roads are pretty good but  
others are awful

7) Overall, how would you rate your travel experiences in the Mint Hill area?

- ☐ Excellent  
☐ Good  
☒ Fair  
☐ Poor

8) Name any specific areas of Mint Hill that you avoid traveling due to concerns about traffic congestion.

Idlewild Road, Lebanon Road

9) What specific changes would you recommend to improve the quality of transportation in the Mint Hill area?

more sidewalks, more turn lanes

10) If you had an infinite amount of money to spend on transportation, designate what percentage you would allocate to the following improvements. Note your total should equal 100%.

Neighborhood traffic calming (4-way stop, speed humps, and raised crosswalks)	5%
Sidewalk construction and repairs	15%
Bikeway construction on roads lanes and greenways	5%
Widening existing roads	10%
Construct new roads	10%
Maintenance of existing roadways (i.e., fix pot holes, resurface, better signage, etc)	20%
Improving street aesthetics (i.e., street trees, street lighting planted medians, etc)	5%
Improving traffic flow (i.e., control # and location of driveways, coordinating signals, additional traffic signals, additional turn lanes, etc)	10%
Maintaining adequate public transportation (i.e., buses, bus stops, routing)	5%
Improving street connectivity	15%
Other (Specify)	

11) What transit services are needed in the Mint Hill area today and in the future?

Today: bus service just for mint Hill - run a route just  
Future: light rail in mint Hill

12) How likely would you be to increase your use of transit if the following improvements were made?

	Not Likely	Somewhat Likely	Very Likely
More transit routes	<input type="checkbox"/>	<input type="checkbox"/>	<input checked="" type="checkbox"/>
More frequent service	<input type="checkbox"/>	<input type="checkbox"/>	<input checked="" type="checkbox"/>
Cleaner buses & facilities	<input type="checkbox"/>	<input type="checkbox"/>	<input type="checkbox"/> are clean <input checked="" type="checkbox"/> N/A
Light/commuter rail	<input type="checkbox"/>	<input type="checkbox"/>	<input checked="" type="checkbox"/>
Other (describe)	<input type="checkbox"/>	<input type="checkbox"/>	<input type="checkbox"/>

13) Transportation funding sources:  
If additional funding for transportation improvement is needed, would you support any of the following sources? (Check all that apply)

- ☐ Higher gas tax
- ☐ Higher sales tax
- ☐ Higher property tax
- ☒ Tolls on roads
- ☒ Development impact fees (developers may pass through to new home buyers)
- ☒ Transportation bonds (borrowing)
- ☒ Real Estate/Property Transfer Tax
- ☐ Other: (please specify) \_\_\_\_\_

14) Please rate the list of proposed improvements?

SERVICE	LEAST	←-----→				MOST
Plant trees along streets	<input type="checkbox"/> 1	<input type="checkbox"/> 2	<input type="checkbox"/> 3	<input type="checkbox"/> 4	<input checked="" type="checkbox"/> 5	
Town entry features	<input type="checkbox"/> 1	<input type="checkbox"/> 2	<input type="checkbox"/> 3	<input checked="" type="checkbox"/> 4	<input type="checkbox"/> 5	
Improve storm drainage facilities	<input type="checkbox"/> 1	<input type="checkbox"/> 2	<input checked="" type="checkbox"/> 3	<input type="checkbox"/> 4	<input type="checkbox"/> 5	
Neighborhood traffic calming	<input type="checkbox"/> 1	<input type="checkbox"/> 2	<input checked="" type="checkbox"/> 3	<input type="checkbox"/> 4	<input type="checkbox"/> 5	
Additional parks & rec facilities	<input type="checkbox"/> 1	<input type="checkbox"/> 2	<input type="checkbox"/> 3	<input checked="" type="checkbox"/> 4	<input type="checkbox"/> 5	
Bicycle facilities	<input type="checkbox"/> 1	<input checked="" type="checkbox"/> 2	<input type="checkbox"/> 3	<input type="checkbox"/> 4	<input type="checkbox"/> 5	
Sidewalks	<input type="checkbox"/> 1	<input type="checkbox"/> 2	<input type="checkbox"/> 3	<input type="checkbox"/> 4	<input checked="" type="checkbox"/> 5	
Greenway System	<input type="checkbox"/> 1	<input type="checkbox"/> 2	<input type="checkbox"/> 3	<input checked="" type="checkbox"/> 4	<input type="checkbox"/> 5	
Downtown/Town Center	<input type="checkbox"/> 1	<input type="checkbox"/> 2	<input checked="" type="checkbox"/> 3	<input type="checkbox"/> 4	<input type="checkbox"/> 5	

Other (Please specify) \_\_\_\_\_

15) General comments:

treat all developers the same  
way - some have lots of rules to  
follow when others get away  
with doing almost nothing



# Transportation Survey

1) How long have you lived in the Town of Mint Hill? (Check one)

- ☐ Less than one year
- ☐ 1-5 years
- ☐ 5-10 years
- ☒ More than 10 years
- ☐ Do not reside in Mint Hill

2) How far is your commute to work? (check one)

- ☐ Within a mile
- ☐ 1-5 miles
- ☐ 5-10 miles
- ☐ More than 10 miles
- ☒ Not Applicable

3) Do you work within the Town?

- ☐ Yes
- ☒ No N/A

4) What do you LIKE most about the Town of Mint Hill?

location, people,

5) What do you DISLIKE most about the Town of Mint Hill?

traffic, roadways have not kept up w/ growth

6) How would you rate the following in the Town of Mint Hill? (check one)

	Excellent	Good	Fair	Poor
Condition of Roads	<input type="checkbox"/>	<input type="checkbox"/>	<input checked="" type="checkbox"/>	<input type="checkbox"/>
Traffic Congestion	<input type="checkbox"/>	<input type="checkbox"/>	<input type="checkbox"/>	<input checked="" type="checkbox"/>
Attractiveness of Roads	<input type="checkbox"/>	<input type="checkbox"/>	<input type="checkbox"/>	<input checked="" type="checkbox"/>
Traffic Safety	<input type="checkbox"/>	<input type="checkbox"/>	<input checked="" type="checkbox"/>	<input type="checkbox"/>
Walking Environment (i.e., sidewalks)	<input type="checkbox"/>	<input type="checkbox"/>	<input checked="" type="checkbox"/>	<input type="checkbox"/>
Bicycling Environment	<input type="checkbox"/>	<input type="checkbox"/>	<input type="checkbox"/>	<input checked="" type="checkbox"/>
Signal System (i.e., traffic lights)	<input type="checkbox"/>	<input type="checkbox"/>	<input type="checkbox"/>	<input checked="" type="checkbox"/>

Comments:  
218 traffic lights, more sidewalks,

7) Overall, how would you rate your travel experiences in the Mint Hill area?

- ☐ Excellent
- ☐ Good
- ☐ Fair
- ☒ Poor

8) Name any specific areas of Mint Hill that you avoid traveling due to concerns about traffic congestion.

Lawyer Rd (entire) Hwy 91

9) What specific changes would you recommend to improve the quality of transportation in the Mint Hill area?

Bus routes are inconvenient. Bus stops are inconvenient  
Better roads in Mint Hill + Meck. Co.

10) If you had an infinite amount of money to spend on transportation, designate what percentage you would allocate to the following improvements. Note your total should equal 100%.

Neighborhood traffic calming (4-way stop, speed humps, and raised crosswalks)	_____ %
Sidewalk construction and repairs	_____ %
Bikeway construction on roads lanes and greenways	_____ %
Widening existing roads	33 %
Construct new roads	34 %
Maintenance of existing roadways (i.e., fix pot holes, resurface, better signage, etc)	_____ %
Improving street aesthetics (i.e., street trees, street lighting planted medians, etc)	_____ %
Improving traffic flow (i.e., control # and location of driveways, coordinating signals, additional traffic signals, additional turn lanes, etc)	33 %
Maintaining adequate public transportation (i.e., buses, bus stops, routing)	_____ %
Improving street connectivity	_____ %
Other (Specify) _____	_____ %

11) What transit services are needed in the Mint Hill area today and in the future?

Today: Better bus stops + more convenient stops

Future: \_\_\_\_\_

12) How likely would you be to increase your use of transit if the following improvements were made?

	Not Likely	Somewhat Likely	Very Likely
More transit routes	<input type="checkbox"/>	<input checked="" type="checkbox"/>	<input type="checkbox"/>
More frequent service	<input type="checkbox"/>	<input checked="" type="checkbox"/>	<input type="checkbox"/>
Cleaner buses & facilities	<input type="checkbox"/>	<input type="checkbox"/>	<input type="checkbox"/>
Light/commuter rail	<input checked="" type="checkbox"/>	<input type="checkbox"/>	<input type="checkbox"/>
Other (describe)	<input type="checkbox"/>	<input type="checkbox"/>	<input type="checkbox"/>

13) Transportation funding sources:

If additional funding for transportation improvement is needed, would you support any of the following sources? (Check all that apply)

- ☐ Higher gas tax
- ☐ Higher sales tax
- ☐ Higher property tax
- ☒ Tolls on roads
- ☒ Development impact fees (developers may pass through to new home buyers)
- ☐ Transportation bonds (borrowing)
- ☐ Real Estate/Property Transfer Tax
- ☐ Other: (please specify) \_\_\_\_\_

14) Please rate the list of proposed improvements?

SERVICE	LEAST				MOST
Plant trees along streets	1	2	3	4	5
Town entry features	1	2	3	4	5
Improve storm drainage facilities	1	2	3	4	5
Neighborhood traffic calming	1	2	3	4	5
Additional parks & rec facilities	1	2	3	4	5
Bicycle facilities	1	2	3	4	5
Sidewalks	1	2	3	4	5
Greenway System	1	2	3	4	5
Downtown/Town Center	1	2	3	4	5

Other (Please specify) \_\_\_\_\_

15) General comments:

\_\_\_\_\_

\_\_\_\_\_

\_\_\_\_\_

\_\_\_\_\_



# Transportation Survey

- 1) How long have you lived in the Town of Mint Hill? (Check one)
- ☒ Less than one year
  - ☐ 1-5 years
  - ☐ 5-10 years
  - ☐ More than 10 years
  - ☐ Do not reside in Mint Hill

- 2) How far is your commute to work? (check one)
- ☐ Within a mile
  - ☒ 1-5 miles
  - ☐ 5-10 miles
  - ☐ More than 10 miles
  - ☐ Not Applicable

- 3) Do you work within the Town?
- ☒ Yes
  - ☐ No

- 4) What do you LIKE most about the Town of Mint Hill?
- We were 1st attracted to the "rural"/trees environment

- 5) What do you DISLIKE most about the Town of Mint Hill?
- Looks like we're losing a lot of the trees & rural feel.

- 6) How would you rate the following in the Town of Mint Hill? (check one)

	Excellent	Good	Fair	Poor
Condition of Roads	<input type="checkbox"/>	<input checked="" type="checkbox"/>	<input type="checkbox"/>	<input type="checkbox"/>
Traffic Congestion	<input type="checkbox"/>	<input checked="" type="checkbox"/>	<input type="checkbox"/>	<input type="checkbox"/>
Attractiveness of Roads	<input type="checkbox"/>	<input checked="" type="checkbox"/>	<input type="checkbox"/>	<input type="checkbox"/>
Traffic Safety	<input type="checkbox"/>	<input type="checkbox"/>	<input checked="" type="checkbox"/>	<input type="checkbox"/>
Walking Environment (i.e., sidewalks)	<input type="checkbox"/>	<input type="checkbox"/>	<input checked="" type="checkbox"/>	<input type="checkbox"/>
Bicycling Environment	<input type="checkbox"/>	<input type="checkbox"/>	<input type="checkbox"/>	<input checked="" type="checkbox"/>
Signal System (i.e., traffic lights)	<input type="checkbox"/>	<input type="checkbox"/>	<input checked="" type="checkbox"/>	<input type="checkbox"/>

Comments:

- 7) Overall, how would you rate your travel experiences in the Mint Hill area?

- ☐ Excellent
- ☒ Good
- ☐ Fair
- ☐ Poor

- 8) Name any specific areas of Mint Hill that you avoid traveling due to concerns about traffic congestion.

Hwy 51 between Idlewild & 74 4pm to 6pm

- 9) What specific changes would you recommend to improve the quality of transportation in the Mint Hill area?

Seems like turn lanes might help some of the back-ups

- 10) If you had an infinite amount of money to spend on transportation, designate what percentage you would allocate to the following improvements. Note your total should equal 100%.

Neighborhood traffic calming (4-way stop, speed humps, and raised crosswalks)	<u>7.5</u> %
Sidewalk construction and repairs	<u>10</u> %
Bikeway construction on roads lanes and greenways	<u>10</u> %
Widening existing roads	<u>15</u> %
Construct new roads	<u>5</u> %
Maintenance of existing roadways (i.e., fix pot holes, resurface, better signage, etc)	<u>20</u> %
Improving street aesthetics (i.e., street trees, street lighting planted medians, etc)	<u>12.5</u> %
Improving traffic flow (i.e., control # and location of driveways, coordinating signals, additional traffic signals, additional turn lanes, etc)	<u>5</u> %
Maintaining adequate public transportation (i.e., buses, bus stops, routing)	<u>10</u> %
Improving street connectivity	<u>5</u> %
Other (Specify)	_____ %

11) What transit services are needed in the Mint Hill area today and in the future?

Today: \_\_\_\_\_

Future: \_\_\_\_\_

12) How likely would you be to increase your use of transit if the following improvements were made?

	Not Likely	Somewhat Likely	Very Likely
More transit routes	<input type="checkbox"/>	<input type="checkbox"/>	<input type="checkbox"/>
More frequent service	<input type="checkbox"/>	<input type="checkbox"/>	<input type="checkbox"/>
Cleaner buses & facilities	<input type="checkbox"/>	<input type="checkbox"/>	<input type="checkbox"/>
Light/commuter rail	<input type="checkbox"/>	<input type="checkbox"/>	<input type="checkbox"/>
Other (describe)	<input type="checkbox"/>	<input type="checkbox"/>	<input type="checkbox"/>

\_\_\_\_\_

13) Transportation funding sources:  
If additional funding for transportation improvement is needed, would you support any of the following sources? (Check all that apply)

- ☒ Higher gas tax
- ☐ Higher sales tax
- ☐ Higher property tax
- ☐ Tolls on roads
- ☒ Development impact fees (developers may pass through to new home buyers)
- ☐ Transportation bonds (borrowing)
- ☐ Real Estate/Property Transfer Tax
- ☐ Other: (please specify) \_\_\_\_\_

14) Please rate the list of proposed improvements?

SERVICE	LEAST				MOST
Plant trees along streets	<input type="checkbox"/> 1	<input type="checkbox"/> 2	<input type="checkbox"/> 3	<input checked="" type="checkbox"/> 4	<input type="checkbox"/> 5
Town entry features	<input type="checkbox"/> 1	<input type="checkbox"/> 2	<input checked="" type="checkbox"/> 3	<input type="checkbox"/> 4	<input type="checkbox"/> 5
Improve storm drainage facilities	<input type="checkbox"/> 1	<input checked="" type="checkbox"/> 2	<input type="checkbox"/> 3	<input type="checkbox"/> 4	<input type="checkbox"/> 5
Neighborhood traffic calming	<input type="checkbox"/> 1	<input type="checkbox"/> 2	<input type="checkbox"/> 3	<input checked="" type="checkbox"/> 4	<input type="checkbox"/> 5
Additional parks & rec facilities	<input type="checkbox"/> 1	<input type="checkbox"/> 2	<input type="checkbox"/> 3	<input checked="" type="checkbox"/> 4	<input type="checkbox"/> 5
Bicycle facilities	<input type="checkbox"/> 1	<input checked="" type="checkbox"/> 2	<input type="checkbox"/> 3	<input type="checkbox"/> 4	<input type="checkbox"/> 5
Sidewalks	<input type="checkbox"/> 1	<input type="checkbox"/> 2	<input checked="" type="checkbox"/> 3	<input type="checkbox"/> 4	<input type="checkbox"/> 5
Greenway System	<input type="checkbox"/> 1	<input checked="" type="checkbox"/> 2	<input type="checkbox"/> 3	<input type="checkbox"/> 4	<input type="checkbox"/> 5
Downtown/Town Center	<input type="checkbox"/> 1	<input type="checkbox"/> 2	<input type="checkbox"/> 3	<input checked="" type="checkbox"/> 4	<input type="checkbox"/> 5
Other (Please specify)	_____				

15) General comments:

\_\_\_\_\_

\_\_\_\_\_

\_\_\_\_\_

\_\_\_\_\_

# Transportation Survey

- 1) How long have you lived in the Town of Mint Hill? (Check one)
- ☐ Less than one year
  - ☐ 1-5 years
  - ☐ 5-10 years
  - ☒ More than 10 years
  - ☐ Do not reside in Mint Hill

- 2) How far is your commute to work? (check one)
- ☐ Within a mile
  - ☒ 1-5 miles
  - ☐ 5-10 miles
  - ☐ More than 10 miles
  - ☐ Not Applicable

- 3) Do you work within the Town?
- ☒ Yes
  - ☐ No

- 4) What do you LIKE most about the Town of Mint Hill?

Community spirit

- 5) What do you DISLIKE most about the Town of Mint Hill?

- 6) How would you rate the following in the Town of Mint Hill? (check one)

	Excellent	Good	Fair	Poor
Condition of Roads	<input type="checkbox"/>	<input checked="" type="checkbox"/>	<input type="checkbox"/>	<input type="checkbox"/>
Traffic Congestion	<input type="checkbox"/>	<input type="checkbox"/>	<input checked="" type="checkbox"/>	<input type="checkbox"/>
Attractiveness of Roads	<input type="checkbox"/>	<input type="checkbox"/>	<input checked="" type="checkbox"/>	<input type="checkbox"/>
Traffic Safety	<input type="checkbox"/>	<input checked="" type="checkbox"/>	<input type="checkbox"/>	<input type="checkbox"/>
Walking Environment (i.e., sidewalks)	<input type="checkbox"/>	<input type="checkbox"/>	<input checked="" type="checkbox"/>	<input type="checkbox"/>
Bicycling Environment	<input type="checkbox"/>	<input type="checkbox"/>	<input type="checkbox"/>	<input checked="" type="checkbox"/>
Signal System (i.e., traffic lights)	<input type="checkbox"/>	<input checked="" type="checkbox"/>	<input type="checkbox"/>	<input type="checkbox"/>

Comments:

Condition of local roads better than state roads.

- 7) Overall, how would you rate your travel experiences in the Mint Hill area?

- ☐ Excellent
- ☒ Good
- ☐ Fair
- ☐ Poor

- 8) Name any specific areas of Mint Hill that you avoid traveling due to concerns about traffic congestion.

School zones & Idlewild/51 intersection traveling from Charlotte

- 9) What specific changes would you recommend to improve the quality of transportation in the Mint Hill area?

Connectivity

- 10) If you had an infinite amount of money to spend on transportation, designate what percentage you would allocate to the following improvements. Note your total should equal 100%.

Neighborhood traffic calming (4-way stop, speed humps, and raised crosswalks)	5 %
Sidewalk construction and repairs	5 %
Bikeway construction on roads lanes and greenways	%
Widening existing roads	5 %
Construct new roads	5 %
Maintenance of existing roadways (i.e., fix pot holes, resurface, better signage, etc)	10 %
Improving street aesthetics (i.e., street trees, street lighting planted medians, etc)	10 %
Improving traffic flow (i.e., control # and location of driveways, coordinating signals, additional traffic signals, additional turn lanes, etc)	10 %
Maintaining adequate public transportation (i.e., buses, bus stops, routing)	%
Improving street connectivity	50 %
Other (Specify)	%



11) What transit services are needed in the Mint Hill area today and in the future?

Today: Special needs transportation  
Future: light rail

12) How likely would you be to increase your use of transit if the following improvements were made?

	Not Likely	Somewhat Likely	Very Likely
More transit routes	<input type="checkbox"/>	<input checked="" type="checkbox"/>	<input type="checkbox"/>
More frequent service	<input type="checkbox"/>	<input type="checkbox"/>	<input type="checkbox"/>
Cleaner buses & facilities	<input type="checkbox"/>	<input type="checkbox"/>	<input type="checkbox"/>
Light/commuter rail	<input type="checkbox"/>	<input checked="" type="checkbox"/>	<input type="checkbox"/>
Other (describe)	<input type="checkbox"/>	<input type="checkbox"/>	<input type="checkbox"/>

13) Transportation funding sources:  
If additional funding for transportation improvement is needed, would you support any of the following sources? (Check all that apply)

- ☐ Higher gas tax
- ☐ Higher sales tax
- ☐ Higher property tax
- ☐ Tolls on roads
- ☐ Development impact fees (developers may pass through to new home buyers)
- ☐ Transportation bonds (borrowing)
- ☒ Real Estate/Property Transfer Tax
- ☐ Other: (please specify) \_\_\_\_\_

14) Please rate the list of proposed improvements?

SERVICE	LEAST				MOST
Plant trees along streets	<input type="checkbox"/> 1	<input type="checkbox"/> 2	<input type="checkbox"/> 3	<input checked="" type="checkbox"/> 4	<input type="checkbox"/> 5
Town entry features	<input type="checkbox"/> 1	<input type="checkbox"/> 2	<input type="checkbox"/> 3	<input type="checkbox"/> 4	<input checked="" type="checkbox"/> 5
Improve storm drainage facilities	<input type="checkbox"/> 1	<input type="checkbox"/> 2	<input type="checkbox"/> 3	<input checked="" type="checkbox"/> 4	<input type="checkbox"/> 5
Neighborhood traffic calming	<input type="checkbox"/> 1	<input type="checkbox"/> 2	<input checked="" type="checkbox"/> 3	<input type="checkbox"/> 4	<input type="checkbox"/> 5
Additional parks & rec facilities	<input type="checkbox"/> 1	<input type="checkbox"/> 2	<input type="checkbox"/> 3	<input type="checkbox"/> 4	<input checked="" type="checkbox"/> 5
Bicycle facilities	<input type="checkbox"/> 1	<input type="checkbox"/> 2	<input checked="" type="checkbox"/> 3	<input type="checkbox"/> 4	<input type="checkbox"/> 5
Sidewalks	<input type="checkbox"/> 1	<input type="checkbox"/> 2	<input type="checkbox"/> 3	<input checked="" type="checkbox"/> 4	<input type="checkbox"/> 5
Greenway System	<input type="checkbox"/> 1	<input type="checkbox"/> 2	<input checked="" type="checkbox"/> 3	<input type="checkbox"/> 4	<input type="checkbox"/> 5
Downtown/Town Center	<input type="checkbox"/> 1	<input type="checkbox"/> 2	<input type="checkbox"/> 3	<input type="checkbox"/> 4	<input checked="" type="checkbox"/> 5
Other (Please specify)	_____				

15) General comments:

\_\_\_\_\_  
\_\_\_\_\_  
\_\_\_\_\_  
\_\_\_\_\_

# Transportation Survey

1) How long have you lived in the Town of Mint Hill? (Check one)

- ☐ Less than one year  
☐ 1-5 years  
☒ 5-10 years  
☐ More than 10 years  
☐ Do not reside in Mint Hill

2) How far is your commute to work? (check one)

- ☐ Within a mile  
☐ 1-5 miles  
☐ 5-10 miles  
☒ More than 10 miles  
☐ Not Applicable

3) Do you work within the Town?

- ☐ Yes  
☒ No

4) What do you LIKE most about the Town of Mint Hill?

Small town feel

5) What do you DISLIKE most about the Town of Mint Hill?

Increasing traffic through neighborhoods

6) How would you rate the following in the Town of Mint Hill? (check one)

	Excellent	Good	Fair	Poor
Condition of Roads	<input type="checkbox"/>	<input checked="" type="checkbox"/>	<input type="checkbox"/>	<input type="checkbox"/>
Traffic Congestion	<input type="checkbox"/>	<input checked="" type="checkbox"/>	<input type="checkbox"/>	<input type="checkbox"/>
Attractiveness of Roads	<input type="checkbox"/>	<input type="checkbox"/>	<input checked="" type="checkbox"/>	<input type="checkbox"/>
Traffic Safety	<input type="checkbox"/>	<input checked="" type="checkbox"/>	<input type="checkbox"/>	<input type="checkbox"/>
Walking Environment (i.e., sidewalks)	<input type="checkbox"/>	<input type="checkbox"/>	<input type="checkbox"/>	<input checked="" type="checkbox"/>
Bicycling Environment	<input type="checkbox"/>	<input type="checkbox"/>	<input type="checkbox"/>	<input checked="" type="checkbox"/>
Signal System (i.e., traffic lights)	<input type="checkbox"/>	<input type="checkbox"/>	<input checked="" type="checkbox"/>	<input type="checkbox"/>

Comments:

---

---

7) Overall, how would you rate your travel experiences in the Mint Hill area?

- ☐ Excellent  
☒ Good  
☐ Fair  
☐ Poor

8) Name any specific areas of Mint Hill that you avoid traveling due to concerns about traffic congestion.

Lebanon @ 51, Idlewild @ 51

9) What specific changes would you recommend to improve the quality of transportation in the Mint Hill area?

Traffic light coordination

10) If you had an infinite amount of money to spend on transportation, designate what percentage you would allocate to the following improvements. Note your total should equal 100%.

Neighborhood traffic calming (4-way stop, speed humps, and raised crosswalks)	<u>0</u> %
Sidewalk construction and repairs	<u>10</u> %
Bikeway construction on roads lanes and greenways	<u>5</u> %
Widening existing roads	<u>25</u> %
Construct new roads	<u>25</u> %
Maintenance of existing roadways (i.e., fix pot holes, resurface, better signage, etc)	<u>10</u> %
Improving street aesthetics (i.e., street trees, street lighting planted medians, etc)	<u>10</u> %
Improving traffic flow (i.e., control # and location of driveways, coordinating signals, additional traffic signals, additional turn lanes, etc)	<u>10</u> %
Maintaining adequate public transportation (i.e., buses, bus stops, routing)	<u>5</u> %
Improving street connectivity	<u>0</u> %
Other (Specify) _____	_____ %

11) What transit services are needed in the Mint Hill area today and in the future?

Today: \_\_\_\_\_

Future: \_\_\_\_\_

12) How likely would you be to increase your use of transit if the following improvements were made?

	Not Likely	Somewhat Likely	Very Likely
More transit routes	<input checked="" type="checkbox"/>	<input type="checkbox"/>	<input type="checkbox"/>
More frequent service	<input checked="" type="checkbox"/>	<input type="checkbox"/>	<input type="checkbox"/>
Cleaner buses & facilities	<input checked="" type="checkbox"/>	<input type="checkbox"/>	<input type="checkbox"/>
Light/commuter rail	<input type="checkbox"/>	<input checked="" type="checkbox"/>	<input type="checkbox"/>
Other (describe)	<input checked="" type="checkbox"/>	<input type="checkbox"/>	<input type="checkbox"/>

13) Transportation funding sources:  
If additional funding for transportation improvement is needed, would you support any of the following sources? (Check all that apply)

- ☐ Higher gas tax
- ☐ Higher sales tax
- ☐ Higher property tax
- ☐ Tolls on roads
- ☒ Development impact fees (developers may pass through to new home buyers)
- ☒ Transportation bonds (borrowing)
- ☐ Real Estate/Property Transfer Tax
- ☐ Other: (please specify) \_\_\_\_\_

14) Please rate the list of proposed improvements?

SERVICE	LEAST				MOST
Plant trees along streets	<div>1</div>	<div><del>2</del></div>	<div>3</div>	<div>4</div>	<div>5</div>
Town entry features	<div>1</div>	<div>2</div>	<div>3</div>	<div><del>4</del></div>	<div>5</div>
Improve storm drainage facilities	<div>1</div>	<div>2</div>	<div><del>3</del></div>	<div>4</div>	<div>5</div>
Neighborhood traffic calming	<div><del>1</del></div>	<div>2</div>	<div>3</div>	<div>4</div>	<div>5</div>
Additional parks & rec facilities	<div>1</div>	<div>2</div>	<div><del>3</del></div>	<div>4</div>	<div>5</div>
Bicycle facilities	<div>1</div>	<div><del>2</del></div>	<div>3</div>	<div>4</div>	<div>5</div>
Sidewalks	<div>1</div>	<div>2</div>	<div>3</div>	<div><del>4</del></div>	<div>5</div>
Greenway System	<div>1</div>	<div>2</div>	<div><del>3</del></div>	<div>4</div>	<div>5</div>
Downtown/Town Center	<div>1</div>	<div>2</div>	<div>3</div>	<div><del>4</del></div>	<div>5</div>

Other (Please specify) \_\_\_\_\_

15) General comments:



# Transportation Survey

1) How long have you lived in the Town of Mint Hill? (Check one)

- ☐ Less than one year  
☐ 1-5 years  
☒ 5-10 years  
☐ More than 10 years  
☐ Do not reside in Mint Hill

2) How far is your commute to work? (check one)

- ☒ Within a mile  
☐ 1-5 miles  
☐ 5-10 miles  
☐ More than 10 miles  
☐ Not Applicable

3) Do you work within the Town?

- ☒ Yes  
☐ No

4) What do you LIKE most about the Town of Mint Hill?

Friendliness, Community Minded, Schools

5) What do you DISLIKE most about the Town of Mint Hill?

\_\_\_\_\_

6) How would you rate the following in the Town of Mint Hill? (check one)

	Excellent	Good	Fair	Poor
Condition of Roads	<input type="checkbox"/>	<input type="checkbox"/>	<input checked="" type="checkbox"/>	<input type="checkbox"/>
Traffic Congestion	<input type="checkbox"/>	<input checked="" type="checkbox"/>	<input type="checkbox"/>	<input type="checkbox"/>
Attractiveness of Roads	<input type="checkbox"/>	<input type="checkbox"/>	<input type="checkbox"/>	<input checked="" type="checkbox"/>
Traffic Safety	<input type="checkbox"/>	<input type="checkbox"/>	<input checked="" type="checkbox"/>	<input type="checkbox"/>
Walking Environment (i.e., sidewalks)	<input type="checkbox"/>	<input type="checkbox"/>	<input type="checkbox"/>	<input checked="" type="checkbox"/>
Bicycling Environment	<input type="checkbox"/>	<input type="checkbox"/>	<input type="checkbox"/>	<input checked="" type="checkbox"/>
Signal System (i.e., traffic lights)	<input type="checkbox"/>	<input type="checkbox"/>	<input checked="" type="checkbox"/>	<input type="checkbox"/>

Comments:

Need Long Range "Sighted" plans for improvement

7) Overall, how would you rate your travel experiences in the Mint Hill area?

- ☐ Excellent  
☒ Good  
☐ Fair  
☐ Poor

8) Name any specific areas of Mint Hill that you avoid traveling due to concerns about traffic congestion.

LAWYERS & HWY 51

9) What specific changes would you recommend to improve the quality of transportation in the Mint Hill area?

Circle the town with Hwy 51 eliminated  
Between Hwy 218 & LAWYERS - similar to  
the change MATTHEWS made several yrs ago.

10) If you had an infinite amount of money to spend on transportation, designate what percentage you would allocate to the following improvements. Note your total should equal 100%.

Neighborhood traffic calming (4-way stop, speed humps, and raised crosswalks)	<u>0</u> %
Sidewalk construction and repairs	<u>10</u> %
Bikeway construction on roads lanes and greenways	<u>0</u> %
Widening existing roads	<u>25</u> %
Construct new roads	<u>25</u> %
Maintenance of existing roadways (i.e., fix pot holes, resurface, better signage, etc)	<u>18</u> %
Improving street aesthetics (i.e., street trees, street lighting planted medians, etc)	<u>20</u> %
Improving traffic flow (i.e., control # and location of driveways, coordinating signals, additional traffic signals, additional turn lanes, etc)	<u>2</u> %
Maintaining adequate public transportation (i.e., buses, bus stops, routing)	<u>0</u> %
Improving street connectivity	<u>0</u> %
Other (Specify) _____	<u>0</u> %

11) What transit services are needed in the Mint Hill area today and in the future?

Today: NONE

Future: ?

12) How likely would you be to increase your use of transit if the following improvements were made?

	Not Likely	Somewhat Likely	Very Likely
More transit routes	<input checked="" type="checkbox"/>	<input type="checkbox"/>	<input type="checkbox"/>
More frequent service	<input checked="" type="checkbox"/>	<input type="checkbox"/>	<input type="checkbox"/>
Cleaner buses & facilities	<input checked="" type="checkbox"/>	<input type="checkbox"/>	<input type="checkbox"/>
Light/commuter rail	<input type="checkbox"/>	<input checked="" type="checkbox"/>	<input type="checkbox"/>
Other (describe)	<input type="checkbox"/>	<input type="checkbox"/>	<input type="checkbox"/>

13) Transportation funding sources:  
If additional funding for transportation improvement is needed, would you support any of the following sources? (Check all that apply)

- ☐ Higher gas tax
- ☒ Higher sales tax
- ☐ Higher property tax
- ☐ Tolls on roads
- ☐ Development impact fees (developers may pass through to new home buyers)
- ☒ Transportation bonds (borrowing)
- ☐ Real Estate/Property Transfer Tax
- ☐ Other: (please specify) \_\_\_\_\_

14) Please rate the list of proposed improvements?

SERVICE	LEAST	←-----→			MOST
Plant trees along streets	1	2	3	4 <input checked="" type="checkbox"/>	5
Town entry features	1	2	3 <input checked="" type="checkbox"/>	4	5
Improve storm drainage facilities	1	2 <input checked="" type="checkbox"/>	3	4	5
Neighborhood traffic calming	1	2 <input checked="" type="checkbox"/>	3	4	5
Additional parks & rec facilities	1	2	3	4 <input checked="" type="checkbox"/>	5
Bicycle facilities	1	2 <input checked="" type="checkbox"/>	3	4	5
Sidewalks	1	2	3 <input checked="" type="checkbox"/>	4	5
Greenway System	1	2	3	4 <input checked="" type="checkbox"/>	5
Downtown/Town Center	1	2	3	4	5 <input checked="" type="checkbox"/>
Other (Please specify)	_____				

15) General comments:

\_\_\_\_\_

\_\_\_\_\_

\_\_\_\_\_

\_\_\_\_\_

# Transportation Survey

1) How long have you lived in the Town of Mint Hill? (Check one)

☐ Less than one year

☐ 1-5 years

☐ 5-10 years

☒ More than 10 years

☐ Do not reside in Mint Hill

2) How far is your commute to work? (check one)

☐ Within a mile

☐ 1-5 miles

☐ 5-10 miles

☐ More than 10 miles

☒ Not Applicable

3) Do you work within the Town?

☐ Yes

☐ No

4) What do you LIKE most about the Town of Mint Hill?

Small hometown feeling

5) What do you DISLIKE most about the Town of Mint Hill?

need a better avenue for our teens

6) How would you rate the following in the Town of Mint Hill? (check one)

	Excellent	Good	Fair	Poor
Condition of Roads	<input type="checkbox"/>	<input type="checkbox"/>	<input checked="" type="checkbox"/>	<input type="checkbox"/>
Traffic Congestion	<input type="checkbox"/>	<input type="checkbox"/>	<input checked="" type="checkbox"/>	<input type="checkbox"/>
Attractiveness of Roads	<input type="checkbox"/>	<input type="checkbox"/>	<input checked="" type="checkbox"/>	<input type="checkbox"/>
Traffic Safety	<input type="checkbox"/>	<input type="checkbox"/>	<input checked="" type="checkbox"/>	<input type="checkbox"/>
Walking Environment (i.e., sidewalks)	<input type="checkbox"/>	<input type="checkbox"/>	<input type="checkbox"/>	<input checked="" type="checkbox"/>
Bicycling Environment	<input type="checkbox"/>	<input type="checkbox"/>	<input checked="" type="checkbox"/>	<input checked="" type="checkbox"/>
Signal System (i.e., traffic lights)	<input type="checkbox"/>	<input type="checkbox"/>	<input checked="" type="checkbox"/>	<input type="checkbox"/>

Comments:

would like to see more sidewalks &

bike paths

7) Overall, how would you rate your travel experiences in the Mint Hill area?

☐ Excellent

☒ Good

☐ Fair

☐ Poor

8) Name any specific areas of Mint Hill that you avoid traveling due to concerns about traffic congestion.

9) What specific changes would you recommend to improve the quality of transportation in the Mint Hill area?

reduce speed limit to 35 mph on Bartlett Rd

10) If you had an infinite amount of money to spend on transportation, designate what percentage you would allocate to the following improvements. Note your total should equal 100%.

Neighborhood traffic calming (4-way stop, speed humps, and raised crosswalks)		%
Sidewalk construction and repairs	30	%
Bikeway construction on roads lanes and greenways	40	%
Widening existing roads	20	%
Construct new roads	10	%
Maintenance of existing roadways (i.e., fix pot holes, resurface, better signage, etc)		%
Improving street aesthetics (i.e., street trees, street lighting planted medians, etc)		%
Improving traffic flow (i.e., control # and location of driveways, coordinating signals, additional traffic signals, additional turn lanes, etc)		%
Maintaining adequate public transportation (i.e., buses, bus stops, routing)		%
Improving street connectivity		%
Other (Specify)		%



11) What transit services are needed in the Mint Hill area today and in the future?

Today: \_\_\_\_\_

Future: \_\_\_\_\_

12) How likely would you be to increase your use of transit if the following improvements were made?

	Not Likely	Somewhat Likely	Very Likely
More transit routes	<input type="checkbox"/>	<input checked="" type="checkbox"/>	<input type="checkbox"/>
More frequent service	<input type="checkbox"/>	<input type="checkbox"/>	<input type="checkbox"/>
Cleaner buses & facilities	<input type="checkbox"/>	<input type="checkbox"/>	<input type="checkbox"/>
Light/commuter rail	<input type="checkbox"/>	<input type="checkbox"/>	<input type="checkbox"/>
Other (describe) _____	<input type="checkbox"/>	<input type="checkbox"/>	<input type="checkbox"/>

13) Transportation funding sources:  
If additional funding for transportation improvement is needed, would you support any of the following sources? (Check all that apply)

- ☐ Higher gas tax
- ☐ Higher sales tax
- ☐ Higher property tax
- ☐ Tolls on roads
- ☒ Development impact fees (developers may pass through to new home buyers)
- ☒ Transportation bonds (borrowing)
- ☐ Real Estate/Property Transfer Tax
- ☐ Other: (please specify) \_\_\_\_\_

14) Please rate the list of proposed improvements?

SERVICE	LEAST	←-----→			MOST
Plant trees along streets	1	2	3	4	5
Town entry features	1	2	3	4	5
Improve storm drainage facilities	1	2	3	4	5
Neighborhood traffic calming	1	2	3	4	5
Additional parks & rec facilities	1	2	3	4	5
Bicycle facilities	1	2	3	4	5
Sidewalks	1	2	3	4	5
Greenway System	1	2	3	4	5
Downtown/Town Center	1	2	3	4	5

Other (Please specify) \_\_\_\_\_

15) General comments:

\_\_\_\_\_

\_\_\_\_\_

\_\_\_\_\_

\_\_\_\_\_

# Transportation Survey

- 1) How long have you lived in the Town of Mint Hill? (Check one)
- ☐ Less than one year
  - ☐ 1-5 years
  - ☐ 5-10 years
  - ☒ More than 10 years
  - ☐ Do not reside in Mint Hill

- 2) How far is your commute to work? (check one)
- ☐ Within a mile
  - ☐ 1-5 miles
  - ☐ 5-10 miles
  - ☒ More than 10 miles
  - ☐ Not Applicable

- 3) Do you work within the Town?
- ☐ Yes
  - ☒ No

- 4) What do you LIKE most about the Town of Mint Hill?
- Openness, green spaces, parks

- 5) What do you DISLIKE most about the Town of Mint Hill?
- better programs for kids/teens

- 6) How would you rate the following in the Town of Mint Hill? (check one)

	Excellent	Good	Fair	Poor
Condition of Roads	<input type="checkbox"/>	<input type="checkbox"/>	<input checked="" type="checkbox"/>	<input type="checkbox"/>
Traffic Congestion	<input type="checkbox"/>	<input checked="" type="checkbox"/>	<input type="checkbox"/>	<input type="checkbox"/>
Attractiveness of Roads	<input type="checkbox"/>	<input type="checkbox"/>	<input checked="" type="checkbox"/>	<input type="checkbox"/>
Traffic Safety	<input type="checkbox"/>	<input checked="" type="checkbox"/>	<input type="checkbox"/>	<input type="checkbox"/>
Walking Environment (i.e., sidewalks)	<input type="checkbox"/>	<input type="checkbox"/>	<input type="checkbox"/>	<input checked="" type="checkbox"/>
Bicycling Environment	<input type="checkbox"/>	<input type="checkbox"/>	<input type="checkbox"/>	<input checked="" type="checkbox"/>
Signal System (i.e., traffic lights)	<input type="checkbox"/>	<input checked="" type="checkbox"/>	<input type="checkbox"/>	<input type="checkbox"/>

Comments:

speed limits too high & road widths too narrow on developing roads, ie. Bartlett Rd.

- 7) Overall, how would you rate your travel experiences in the Mint Hill area?

- ☐ Excellent
- ☒ Good
- ☐ Fair
- ☐ Poor

- 8) Name any specific areas of Mint Hill that you avoid traveling due to concerns about traffic congestion.
- \_\_\_\_\_

- 9) What specific changes would you recommend to improve the quality of transportation in the Mint Hill area?
- Reduce speed limit on Bartlett Rd to 35 mph

- 10) If you had an infinite amount of money to spend on transportation, designate what percentage you would allocate to the following improvements. Note your total should equal 100%.

Neighborhood traffic calming (4-way stop, speed humps, and raised crosswalks)	<u>15</u> %
Sidewalk construction and repairs	<u>15</u> %
Bikeway construction on roads lanes and greenways	<u>15</u> %
Widening existing roads	<u>15</u> %
Construct new roads	_____ %
Maintenance of existing roadways (i.e., fix pot holes, resurface, better signage, etc)	<u>15</u> %
Improving street aesthetics (i.e., street trees, street lighting planted medians, etc)	<u>15</u> %
Improving traffic flow (i.e., control # and location of driveways, coordinating signals, additional traffic signals, additional turn lanes, etc)	<u>10</u> %
Maintaining adequate public transportation (i.e., buses, bus stops, routing)	_____ %
Improving street connectivity	_____ %
Other (Specify) _____	_____ %

11) What transit services are needed in the Mint Hill area today and in the future?

Today: Route to up town CLT

Future: \_\_\_\_\_

12) How likely would you be to increase your use of transit if the following improvements were made?

	Not Likely	Somewhat Likely	Very Likely
More transit routes	<input type="checkbox"/>	<input checked="" type="checkbox"/>	<input type="checkbox"/>
More frequent service	<input type="checkbox"/>	<input type="checkbox"/>	<input type="checkbox"/>
Cleaner buses & facilities	<input type="checkbox"/>	<input type="checkbox"/>	<input type="checkbox"/>
Light/commuter rail	<input type="checkbox"/>	<input type="checkbox"/>	<input type="checkbox"/>
Other (describe)	<input type="checkbox"/>	<input type="checkbox"/>	<input type="checkbox"/>

13) Transportation funding sources:  
If additional funding for transportation improvement is needed, would you support any of the following sources? (Check all that apply)

- ☐ Higher gas tax
- ☐ Higher sales tax
- ☐ Higher property tax
- ☐ Tolls on roads
- ☒ Development impact fees (developers may pass through to new home buyers)
- ☒ Transportation bonds (borrowing)
- ☐ Real Estate/Property Transfer Tax
- ☐ Other: (please specify) \_\_\_\_\_

14) Please rate the list of proposed improvements?

SERVICE	LEAST	←————→			MOST
Plant trees along streets	1	2	3	4	5
Town entry features	1	2	3	4	5
Improve storm drainage facilities	1	2	3	4	5
Neighborhood traffic calming	1	2	3	4	5
Additional parks & rec facilities	1	2	3	4	5
Bicycle facilities	1	2	3	4	5
Sidewalks	1	2	3	4	5
Greenway System	1	2	3	4	5
Downtown/Town Center	1	2	3	4	5
Other (Please specify)	_____				

15) General comments:

\_\_\_\_\_

\_\_\_\_\_

\_\_\_\_\_

\_\_\_\_\_



# Transportation Survey

1) How long have you lived in the Town of Mint Hill? (Check one)

- ☐ Less than one year  
☐ 1-5 years  
☐ 5-10 years  
☒ More than 10 years  
☐ Do not reside in Mint Hill

2) How far is your commute to work? (check one)

- ☐ Within a mile  
☐ 1-5 miles  
☐ 5-10 miles  
☒ More than 10 miles  
☐ Not Applicable

3) Do you work within the Town?

- ☐ Yes  
☒ No

4) What do you LIKE most about the Town of Mint Hill?

peaceful, friendly, rural

5) What do you DISLIKE most about the Town of Mint Hill?

traffic

6) How would you rate the following in the Town of Mint Hill? (check one)

	Excellent	Good	Fair	Poor
Condition of Roads	<input type="checkbox"/>	<input checked="" type="checkbox"/>	<input type="checkbox"/>	<input type="checkbox"/>
Traffic Congestion	<input type="checkbox"/>	<input checked="" type="checkbox"/>	<input type="checkbox"/>	<input type="checkbox"/>
Attractiveness of Roads	<input type="checkbox"/>	<input checked="" type="checkbox"/>	<input type="checkbox"/>	<input type="checkbox"/>
Traffic Safety	<input type="checkbox"/>	<input checked="" type="checkbox"/>	<input type="checkbox"/>	<input type="checkbox"/>
Walking Environment (i.e., sidewalks)	<input type="checkbox"/>	<input type="checkbox"/>	<input checked="" type="checkbox"/>	<input type="checkbox"/>
Bicycling Environment	<input type="checkbox"/>	<input type="checkbox"/>	<input checked="" type="checkbox"/>	<input type="checkbox"/>
Signal System (i.e., traffic lights)	<input type="checkbox"/>	<input checked="" type="checkbox"/>	<input type="checkbox"/>	<input type="checkbox"/>
Comments:	<div></div>			
	<div></div>			

7) Overall, how would you rate your travel experiences in the Mint Hill area?

- ☐ Excellent  
☒ Good  
☐ Fair  
☐ Poor

8) Name any specific areas of Mint Hill that you avoid traveling due to concerns about traffic congestion.

9) What specific changes would you recommend to improve the quality of transportation in the Mint Hill area?

10) If you had an infinite amount of money to spend on transportation, designate what percentage you would allocate to the following improvements. Note your total should equal 100%.

Neighborhood traffic calming (4-way stop, speed humps, and raised crosswalks)		%
Sidewalk construction and repairs		%
Bikeway construction on roads lanes and greenways		%
Widening existing roads		%
Construct new roads		%
Maintenance of existing roadways (i.e., fix pot holes, resurface, better signage, etc)		%
Improving street aesthetics (i.e., street trees, street lighting planted medians, etc)		%
Improving traffic flow (i.e., control # and location of driveways, coordinating signals, additional traffic signals, additional turn lanes, etc)		%
Maintaining adequate public transportation (i.e., buses, bus stops, routing)		%
Improving street connectivity		%
Other (Specify)		%

11) What transit services are needed in the Mint Hill area today and in the future?

Today: \_\_\_\_\_

Future: \_\_\_\_\_

12) How likely would you be to increase your use of transit if the following improvements were made?


	Not Likely	Somewhat Likely	Very Likely
More transit routes	<input type="checkbox"/>	<input type="checkbox"/>	<input type="checkbox"/>
More frequent service	<input type="checkbox"/>	<input type="checkbox"/>	<input type="checkbox"/>
Cleaner buses & facilities	<input type="checkbox"/>	<input type="checkbox"/>	<input type="checkbox"/>
Light/commuter rail	<input type="checkbox"/>	<input type="checkbox"/>	<input type="checkbox"/>
Other (describe)	<input type="checkbox"/>	<input type="checkbox"/>	<input type="checkbox"/>

\_\_\_\_\_

13) Transportation funding sources:  
If additional funding for transportation improvement is needed, would you support any of the following sources? (Check all that apply)

- ☐ Higher gas tax
- ☐ Higher sales tax
- ☐ Higher property tax
- ☐ Tolls on roads
- ☐ Development impact fees (developers may pass through to new home buyers)
- ☐ Transportation bonds (borrowing)
- ☐ Real Estate/Property Transfer Tax
- ☐ Other: (please specify) \_\_\_\_\_

14) Please rate the list of proposed improvements?

SERVICE	LEAST				MOST
Plant trees along streets	<input type="checkbox"/> 1	<input type="checkbox"/> 2	<input type="checkbox"/> 3	<input checked="" type="checkbox"/> 4	<input type="checkbox"/> 5
Town entry features	<input type="checkbox"/> 1	<input type="checkbox"/> 2	<input checked="" type="checkbox"/> 3	<input type="checkbox"/> 4	<input type="checkbox"/> 5
Improve storm drainage facilities	<input type="checkbox"/> 1	<input type="checkbox"/> 2	<input type="checkbox"/> 3	<input type="checkbox"/> 4	<input type="checkbox"/> 5
Neighborhood traffic calming	<input type="checkbox"/> 1	<input type="checkbox"/> 2	<input type="checkbox"/> 3	<input type="checkbox"/> 4	<input checked="" type="checkbox"/> 5
Additional parks & rec facilities	<input type="checkbox"/> 1	<input type="checkbox"/> 2	<input type="checkbox"/> 3	<input type="checkbox"/> 4	<input type="checkbox"/> 5
Bicycle facilities	<input type="checkbox"/> 1	<input type="checkbox"/> 2	<input type="checkbox"/> 3	<input type="checkbox"/> 4	<input type="checkbox"/> 5
Sidewalks	<input type="checkbox"/> 1	<input type="checkbox"/> 2	<input type="checkbox"/> 3	<input checked="" type="checkbox"/> 4	<input type="checkbox"/> 5
Greenway System	<input type="checkbox"/> 1	<input type="checkbox"/> 2	<input type="checkbox"/> 3	<input checked="" type="checkbox"/> 4	<input type="checkbox"/> 5
Downtown/Town Center	<input type="checkbox"/> 1	<input type="checkbox"/> 2	<input type="checkbox"/> 3	<input checked="" type="checkbox"/> 4	<input type="checkbox"/> 5

Other (Please specify) \_\_\_\_\_

15) General comments:

Major concern is the proposed opening  
of Mintwood Drive - Highway 51 to  
Thompson — a major safety hazard,  
\_\_\_\_\_

# Transportation Survey

1) How long have you lived in the Town of Mint Hill? (Check one)

- ☐ Less than one year  
☐ 1-5 years  
☐ 5-10 years  
☒ More than 10 years  
☐ Do not reside in Mint Hill

2) How far is your commute to work? (check one)

- ☐ Within a mile  
☒ 1-5 miles  
☐ 5-10 miles  
☐ More than 10 miles  
☐ Not Applicable

3) Do you work within the Town?

- ☒ Yes  
☐ No

4) What do you LIKE most about the Town of Mint Hill?

Large Lots

5) What do you DISLIKE most about the Town of Mint Hill?

\_\_\_\_\_

6) How would you rate the following in the Town of Mint Hill? (check one)

	Excellent	Good	Fair	Poor
Condition of Roads	<input type="checkbox"/>	<input checked="" type="checkbox"/>	<input type="checkbox"/>	<input type="checkbox"/>
Traffic Congestion	<input type="checkbox"/>	<input type="checkbox"/>	<input checked="" type="checkbox"/>	<input type="checkbox"/>
Attractiveness of Roads	<input type="checkbox"/>	<input checked="" type="checkbox"/>	<input type="checkbox"/>	<input type="checkbox"/>
Traffic Safety	<input type="checkbox"/>	<input type="checkbox"/>	<input type="checkbox"/>	<input checked="" type="checkbox"/>
Walking Environment (i.e., sidewalks)	<input type="checkbox"/>	<input type="checkbox"/>	<input type="checkbox"/>	<input checked="" type="checkbox"/>
Bicycling Environment	<input type="checkbox"/>	<input type="checkbox"/>	<input type="checkbox"/>	<input checked="" type="checkbox"/>
Signal System (i.e., traffic lights)	<input type="checkbox"/>	<input type="checkbox"/>	<input type="checkbox"/>	<input checked="" type="checkbox"/>
Comments:				

\_\_\_\_\_  
\_\_\_\_\_

7) Overall, how would you rate your travel experiences in the Mint Hill area?

- ☐ Excellent  
☒ Good  
☐ Fair  
☐ Poor

8) Name any specific areas of Mint Hill that you avoid traveling due to concerns about traffic congestion.

\_\_\_\_\_

9) What specific changes would you recommend to improve the quality of transportation in the Mint Hill area?

Widen Intersection Provide Left/Right/Through

10) If you had an infinite amount of money to spend on transportation, designate what percentage you would allocate to the following improvements. Note your total should equal 100%.

Neighborhood traffic calming (4-way stop, speed humps, and raised crosswalks)	<u>0</u> %
Sidewalk construction and repairs	<u>0</u> %
Bikeway construction on roads lanes and greenways	<u>0</u> %
Widening existing roads	<u>90</u> %
Construct new roads	<u>-</u> %
Maintenance of existing roadways (i.e., fix pot holes, resurface, better signage, etc)	<u>10</u> %
Improving street aesthetics (i.e., street trees, street lighting planted medians, etc)	_____ %
Improving traffic flow (i.e., control # and location of driveways, coordinating signals, additional traffic signals, additional turn lanes, etc)	_____ %
Maintaining adequate public transportation (i.e., buses, bus stops, routing)	<u>0</u> %
Improving street connectivity	<u>0</u> %
Other (Specify) _____	<u>0</u> %

11) What transit services are needed in the Mint Hill area today and in the future?

Today: \_\_\_\_\_

Future: \_\_\_\_\_

12) How likely would you be to increase your use of transit if the following improvements were made?

	Not Likely	Somewhat Likely	Very Likely
More transit routes	<input checked="" type="checkbox"/>	<input type="checkbox"/>	<input type="checkbox"/>
More frequent service	<input checked="" type="checkbox"/>	<input type="checkbox"/>	<input type="checkbox"/>
Cleaner buses & facilities	<input checked="" type="checkbox"/>	<input type="checkbox"/>	<input type="checkbox"/>
Light/commuter rail	<input checked="" type="checkbox"/>	<input type="checkbox"/>	<input type="checkbox"/>
Other (describe) _____	<input checked="" type="checkbox"/>	<input type="checkbox"/>	<input type="checkbox"/>

13) Transportation funding sources:  
If additional funding for transportation improvement is needed, would you support any of the following sources? (Check all that apply)

- ☐ Higher gas tax
- ☐ Higher sales tax
- ☐ Higher property tax
- ☐ Tolls on roads
- ☐ Development impact fees (developers may pass through to new home buyers)
- ☐ Transportation bonds (borrowing)
- ☐ Real Estate/Property Transfer Tax
- ☐ Other: (please specify) Divert other money

NO NEW TAXES!

14) Please rate the list of proposed improvements?

SERVICE	LEAST				MOST
Plant trees along streets	<input type="checkbox"/> 1	<input type="checkbox"/> 2	<input checked="" type="checkbox"/> 3	<input type="checkbox"/> 4	<input type="checkbox"/> 5
Town entry features	<input type="checkbox"/> 1	<input type="checkbox"/> 2	<input type="checkbox"/> 3	<input type="checkbox"/> 4	<input checked="" type="checkbox"/> 5
Improve storm drainage facilities	<input checked="" type="checkbox"/> 1	<input type="checkbox"/> 2	<input type="checkbox"/> 3	<input type="checkbox"/> 4	<input type="checkbox"/> 5
Neighborhood traffic calming	<input type="checkbox"/> 1	<input type="checkbox"/> 2	<input checked="" type="checkbox"/> 3	<input type="checkbox"/> 4	<input type="checkbox"/> 5
Additional parks & rec facilities	<input type="checkbox"/> 1	<input checked="" type="checkbox"/> 2	<input type="checkbox"/> 3	<input type="checkbox"/> 4	<input type="checkbox"/> 5
Bicycle facilities	<input type="checkbox"/> 1	<input type="checkbox"/> 2	<input checked="" type="checkbox"/> 3	<input type="checkbox"/> 4	<input type="checkbox"/> 5
Sidewalks	<input type="checkbox"/> 1	<input type="checkbox"/> 2	<input type="checkbox"/> 3	<input type="checkbox"/> 4	<input checked="" type="checkbox"/> 5
Greenway System	<input checked="" type="checkbox"/> 1	<input type="checkbox"/> 2	<input type="checkbox"/> 3	<input type="checkbox"/> 4	<input type="checkbox"/> 5
Downtown/Town Center	<input checked="" type="checkbox"/> 1	<input type="checkbox"/> 2	<input type="checkbox"/> 3	<input type="checkbox"/> 4	<input type="checkbox"/> 5

Other (Please specify) \_\_\_\_\_

15) General comments:

Highway 51 & I-405  
Road need widening for  
several miles

# Transportation Survey

1) How long have you lived in the Town of Mint Hill? (Check one)

- ☐ Less than one year
- ☒ 1-5 years
- ☐ 5-10 years
- ☐ More than 10 years
- ☐ Do not reside in Mint Hill

2) How far is your commute to work? (check one)

- ☐ Within a mile
- ☐ 1-5 miles
- ☐ 5-10 miles
- ☒ More than 10 miles
- ☐ Not Applicable

3) Do you work within the Town?

- ☐ Yes
- ☒ No

4) What do you LIKE most about the Town of Mint Hill?

Large home lots

5) What do you DISLIKE most about the Town of Mint Hill?

Lack of sidewalks + bike routes

6) How would you rate the following in the Town of Mint Hill? (check one)

	Excellent	Good	Fair	Poor
Condition of Roads	<input type="checkbox"/>	<input checked="" type="checkbox"/>	<input type="checkbox"/>	<input type="checkbox"/>
Traffic Congestion	<input type="checkbox"/>	<input checked="" type="checkbox"/>	<input type="checkbox"/>	<input type="checkbox"/>
Attractiveness of Roads	<input type="checkbox"/>	<input type="checkbox"/>	<input checked="" type="checkbox"/>	<input type="checkbox"/>
Traffic Safety	<input type="checkbox"/>	<input type="checkbox"/>	<input checked="" type="checkbox"/>	<input type="checkbox"/>
Walking Environment (i.e., sidewalks)	<input type="checkbox"/>	<input type="checkbox"/>	<input type="checkbox"/>	<input checked="" type="checkbox"/>
Bicycling Environment	<input type="checkbox"/>	<input type="checkbox"/>	<input type="checkbox"/>	<input checked="" type="checkbox"/>
Signal System (i.e., traffic lights)	<input type="checkbox"/>	<input checked="" type="checkbox"/>	<input type="checkbox"/>	<input type="checkbox"/>

Comments:

Need more bike routes + sidewalks  
We are building a nice downtown and have no pedestrian connectivity to it.

7) Overall, how would you rate your travel experiences in the Mint Hill area?

- ☐ Excellent
- ☐ Good
- ☒ Fair
- ☐ Poor

8) Name any specific areas of Mint Hill that you avoid traveling due to concerns about traffic congestion.

Wilgram mint-hill road + Lawnes Road are unwalkable + unrideable on a bike at AMK time

9) What specific changes would you recommend to improve the quality of transportation in the Mint Hill area?

More sidewalks heading downtown, more bike routes every where

10) If you had an infinite amount of money to spend on transportation, designate what percentage you would allocate to the following improvements. Note your total should equal 100%.

Neighborhood traffic calming (4-way stop, speed humps, and raised crosswalks)	<u>5</u> %
Sidewalk construction and repairs	<u>25</u> %
Bikeway construction on roads lanes and greenways	<u>25</u> %
Widening existing roads	<u>15</u> %
Construct new roads	<u>0</u> %
Maintenance of existing roadways (i.e., fix pot holes, resurface, better signage, etc)	<u>5</u> %
Improving street aesthetics (i.e., street trees, street lighting planted medians, etc)	<u>5</u> %
Improving traffic flow (i.e., control # and location of driveways, coordinating signals, additional traffic signals, additional turn lanes, etc)	<u>5</u> %
Maintaining adequate public transportation (i.e., buses, bus stops, routing)	<u>10</u> %
Improving street connectivity	<u>5</u> %
Other (Specify) _____	_____ %



11) What transit services are needed in the Mint Hill area today and in the future?

Today: bike routes, sidewalks

Future: bike routes, sidewalks

12) How likely would you be to increase your use of transit if the following improvements were made?

	Not Likely	Somewhat Likely	Very Likely
More transit routes	<input checked="" type="checkbox"/>	<input type="checkbox"/>	<input type="checkbox"/>
More frequent service	<input checked="" type="checkbox"/>	<input type="checkbox"/>	<input type="checkbox"/>
Cleaner buses & facilities	<input checked="" type="checkbox"/>	<input type="checkbox"/>	<input type="checkbox"/>
Light/commuter rail	<input type="checkbox"/>	<input checked="" type="checkbox"/>	<input type="checkbox"/>
Other (describe)	<input type="checkbox"/>	<input type="checkbox"/>	<input type="checkbox"/>

13) Transportation funding sources:  
If additional funding for transportation improvement is needed, would you support any of the following sources? (Check all that apply)

- ☐ Higher gas tax
- ☐ Higher sales tax
- ☒ Higher property tax
- ☐ Tolls on roads
- ☒ Development impact fees (developers may pass through to new home buyers)
- ☒ Transportation bonds (borrowing)
- ☐ Real Estate/Property Transfer Tax
- ☐ Other: (please specify) \_\_\_\_\_

14) Please rate the list of proposed improvements?

SERVICE	LEAST				MOST
Plant trees along streets	<input type="checkbox"/> 1	<input type="checkbox"/> 2	<input checked="" type="checkbox"/> 3	<input type="checkbox"/> 4	<input type="checkbox"/> 5
Town entry features	<input checked="" type="checkbox"/> 1	<input type="checkbox"/> 2	<input type="checkbox"/> 3	<input type="checkbox"/> 4	<input type="checkbox"/> 5
Improve storm drainage facilities	<input type="checkbox"/> 1	<input checked="" type="checkbox"/> 2	<input type="checkbox"/> 3	<input type="checkbox"/> 4	<input type="checkbox"/> 5
Neighborhood traffic calming	<input checked="" type="checkbox"/> 1	<input type="checkbox"/> 2	<input type="checkbox"/> 3	<input type="checkbox"/> 4	<input type="checkbox"/> 5
Additional parks & rec facilities	<input type="checkbox"/> 1	<input type="checkbox"/> 2	<input checked="" type="checkbox"/> 3	<input type="checkbox"/> 4	<input type="checkbox"/> 5
Bicycle facilities	<input type="checkbox"/> 1	<input type="checkbox"/> 2	<input type="checkbox"/> 3	<input type="checkbox"/> 4	<input checked="" type="checkbox"/> 5
Sidewalks	<input type="checkbox"/> 1	<input type="checkbox"/> 2	<input type="checkbox"/> 3	<input type="checkbox"/> 4	<input checked="" type="checkbox"/> 5
Greenway System	<input type="checkbox"/> 1	<input type="checkbox"/> 2	<input type="checkbox"/> 3	<input type="checkbox"/> 4	<input checked="" type="checkbox"/> 5
Downtown/Town Center	<input type="checkbox"/> 1	<input type="checkbox"/> 2	<input type="checkbox"/> 3	<input checked="" type="checkbox"/> 4	<input type="checkbox"/> 5

Other (Please specify) \_\_\_\_\_

15) General comments:

I would like to see more neighborhood connectivity  
and ways to get to downtown mint hill besides  
a car - sidewalks on Lawers Road, twilight  
church Road + wilasome mint hill road

# Transportation Survey

1) How long have you lived in the Town of Mint Hill? (Check one)

- ☐ Less than one year
- ☐ 1-5 years
- ☒ 5-10 years
- ☐ More than 10 years
- ☐ Do not reside in Mint Hill

2) How far is your commute to work? (check one)

- ☒ Within a mile
- ☐ 1-5 miles
- ☐ 5-10 miles
- ☐ More than 10 miles
- ☐ Not Applicable

3) Do you work within the Town?

- ☒ Yes
- ☐ No

4) What do you LIKE most about the Town of Mint Hill?

THE SMALL TOWN ATMOSPHERE ALTHOUGH IT'S SLOWLY DISAPPEARING

5) What do you DISLIKE most about the Town of Mint Hill?

THE DERELICT HOUSES AT CORNER OF LEIBANON RD & WALTER NELSON RD.

6) How would you rate the following in the Town of Mint Hill? (check one)

	Excellent	Good	Fair	Poor
Condition of Roads	<input type="checkbox"/>	<input type="checkbox"/>	<input checked="" type="checkbox"/>	<input type="checkbox"/>
Traffic Congestion	<input type="checkbox"/>	<input type="checkbox"/>	<input checked="" type="checkbox"/>	<input type="checkbox"/>
Attractiveness of Roads	<input type="checkbox"/>	<input type="checkbox"/>	<input checked="" type="checkbox"/>	<input type="checkbox"/>
Traffic Safety	<input type="checkbox"/>	<input checked="" type="checkbox"/>	<input type="checkbox"/>	<input type="checkbox"/>
Walking Environment (i.e., sidewalks)	<input type="checkbox"/>	<input type="checkbox"/>	<input type="checkbox"/>	<input checked="" type="checkbox"/>
Bicycling Environment	<input type="checkbox"/>	<input type="checkbox"/>	<input checked="" type="checkbox"/>	<input type="checkbox"/>
Signal System (i.e., traffic lights)	<input type="checkbox"/>	<input type="checkbox"/>	<input checked="" type="checkbox"/>	<input type="checkbox"/>

Comments:

A TRAFFIC LIGHT IS NEEDED AT LEIBANON RD & MATTHEWS-MINT HILL RD.

7) Overall, how would you rate your travel experiences in the Mint Hill area?

- ☐ Excellent
- ☒ Good
- ☐ Fair
- ☐ Poor

8) Name any specific areas of Mint Hill that you avoid traveling due to concerns about traffic congestion.

LAWYERS RD FROM MATTHEWS-MINT HILL RD TO LEIBANON ROAD BECAUSE OF POOR SIGHT DISTANCE. ALSO LAWYERS ROAD TO ALBEMARLE ROAD BECAUSE OF THE ROAD SURFACE CONDITION AND WILD DRIVERS. DON'T LIKE IT IN MY CAR.

9) What specific changes would you recommend to improve the quality of transportation in the Mint Hill area?

PAVE SMOOTHLY THE SHOULDERS OF MATTHEWS-MINT HILL RD. FROM BRIGHTON PARK TO IDLEWILD RD.

10) If you had an infinite amount of money to spend on transportation, designate what percentage you would allocate to the following improvements. Note your total should equal 100%.

Neighborhood traffic calming (4-way stop, speed humps, and raised crosswalks)	_____ %
Sidewalk construction and repairs	_____ %
Bikeway construction on roads lanes and greenways	_____ %
Widening existing roads	_____ %
Construct new roads	_____ %
Maintenance of existing roadways (i.e., fix pot holes, resurface, better signage, etc)	<u>50</u> %
Improving street aesthetics (i.e., street trees, street lighting planted medians, etc)	_____ %
Improving traffic flow (i.e., control # and location of driveways, coordinating signals, additional traffic signals, additional turn lanes, etc)	_____ %
Maintaining adequate public transportation (i.e., buses, bus stops, routing)	_____ %
Improving street connectivity	_____ %
Other (Specify) <u>MAKE/INCLUDE PROVISION FOR BICYCLE ACCESS MEETING MINIMUM ASHTO STANDARDS ON ALL POSSIBLE ROADS.</u>	<u>50</u> %

11) What transit services are needed in the Mint Hill area today and in the future?

Today: \_\_\_\_\_

Future: PUBLIC TRANSIT TO/FROM UPTOWN CHARLOTTE  
THAT IS RELIABLE AND FREQUENT.


12) How likely would you be to increase your use of transit if the following improvements were made?

	Not Likely	Somewhat Likely	Very Likely
More transit routes	<input type="checkbox"/>	<input type="checkbox"/>	<input checked="" type="checkbox"/>
More frequent service	<input type="checkbox"/>	<input type="checkbox"/>	<input checked="" type="checkbox"/>
Cleaner buses & facilities	<input type="checkbox"/>	<input type="checkbox"/>	<input checked="" type="checkbox"/>
Light/commuter rail	<input type="checkbox"/>	<input checked="" type="checkbox"/>	<input type="checkbox"/>
Other (describe) _____	<input type="checkbox"/>	<input type="checkbox"/>	<input type="checkbox"/>

13) Transportation funding sources:  
If additional funding for transportation improvement is needed, would you support any of the following sources? (Check all that apply)

- ☐ Higher gas tax
- ☐ Higher sales tax
- ☐ Higher property tax
- ☒ Tolls on roads
- ☒ Development impact fees (developers may pass through to new home buyers)
- ☒ Transportation bonds (borrowing)
- ☐ Real Estate/Property Transfer Tax
- ☐ Other: (please specify) \_\_\_\_\_

14) Please rate the list of proposed improvements?

SERVICE	LEAST				MOST
Plant trees along streets	<input type="checkbox"/> 1	<input type="checkbox"/> 2	<input checked="" type="checkbox"/> 3	<input type="checkbox"/> 4	<input type="checkbox"/> 5
Town entry features	<input type="checkbox"/> 1	<input type="checkbox"/> 2	<input checked="" type="checkbox"/> 3	<input type="checkbox"/> 4	<input type="checkbox"/> 5
Improve storm drainage facilities	<input type="checkbox"/> 1	<input type="checkbox"/> 2	<input checked="" type="checkbox"/> 3	<input type="checkbox"/> 4	<input type="checkbox"/> 5
Neighborhood traffic calming	<input type="checkbox"/> 1	<input type="checkbox"/> 2	<input checked="" type="checkbox"/> 3	<input type="checkbox"/> 4	<input type="checkbox"/> 5
Additional parks & rec facilities	<input type="checkbox"/> 1	<input type="checkbox"/> 2	<input checked="" type="checkbox"/> 3	<input type="checkbox"/> 4	<input type="checkbox"/> 5
Bicycle facilities	<input type="checkbox"/> 1	<input type="checkbox"/> 2	<input type="checkbox"/> 3	<input type="checkbox"/> 4	<input checked="" type="checkbox"/> 5
Sidewalks	<input type="checkbox"/> 1	<input type="checkbox"/> 2	<input type="checkbox"/> 3	<input type="checkbox"/> 4	<input checked="" type="checkbox"/> 5
Greenway System	<input type="checkbox"/> 1	<input type="checkbox"/> 2	<input checked="" type="checkbox"/> 3	<input type="checkbox"/> 4	<input type="checkbox"/> 5
Downtown/Town Center	<input type="checkbox"/> 1	<input type="checkbox"/> 2	<input type="checkbox"/> 3	<input type="checkbox"/> 4	<input checked="" type="checkbox"/> 5

Other (Please specify) \_\_\_\_\_

15) General comments:

I FAVOR GREENWAY SYSTEMS ONLY TO AVOID  
HIGH SPEED AND/OR LIMITED ACCESS ROADS THAT  
ARE TOO DANGEROUS FOR BICYCLE TRAFFIC.

- ☐ Less than one year  
☐ 1-5 years  
☐ 5-10 years  
☒ More than 10 years  
☐ Do not reside in Mint Hill

- ☐ Within a mile  
☒ 1-5 miles  
☐ 5-10 miles  
☐ More than 10 miles  
☐ Not Applicable

- ☒ Yes  
☐ No

- ## Interest of Citizens in our Town

- Lack of local business

- Comments:

- ☒ Excellent  
☐ Good  
☐ Fair  
☐ Poor

- Wilson Grove & Lawyers Rd.

- 

- |  |                   |   |
|--|-------------------|---|
| Neighborhood traffic calming (4-way stop, speed humps, and raised crosswalks)  | <u>          </u> | % |
| Sidewalk construction and repairs  | <u>10</u>         | % |
| Bikeway construction on roads lanes and greenways  | <u>10</u>         | % |
| Widening existing roads  | <u>          </u> | % |
| Construct new roads  | <u>10</u>         | % |
| Maintenance of existing roadways (i.e., fix pot holes, resurface, better signage, etc)   | <u>20</u>         | % |
| Improving street aesthetics (i.e., street trees, street lighting planted medians, etc)   | <u>10</u>         | % |
| Improving traffic flow (i.e., control # and location of driveways, coordinating signals, additional traffic signals, additional turn lanes, etc) | <u>20</u>         | % |
| Maintaining adequate public transportation (i.e., buses, bus stops, routing)   | <u>5</u>          | % |
| Improving street connectivity  | <u>15</u>         | % |
| Other (Specify) _____  |                   | % |

11) What transit services are needed in the Mint Hill area today and in the future?

Today: More Service for Seniors

Future: \_\_\_\_\_

12) How likely would you be to increase your use of transit if the following improvements were made?

	Not Likely	Somewhat Likely	Very Likely
More transit routes	<input checked="" type="checkbox"/>	<input type="checkbox"/>	<input type="checkbox"/>
More frequent service	<input checked="" type="checkbox"/>	<input type="checkbox"/>	<input type="checkbox"/>
Cleaner buses & facilities	<input checked="" type="checkbox"/>	<input type="checkbox"/>	<input type="checkbox"/>
Light/commuter rail	<input checked="" type="checkbox"/>	<input type="checkbox"/>	<input type="checkbox"/>
Other (describe)	<input type="checkbox"/>	<input type="checkbox"/>	<input type="checkbox"/>

\_\_\_\_\_

13) Transportation funding sources:  
If additional funding for transportation improvement is needed, would you support any of the following sources? (Check all that apply)

- ☒ Higher gas tax
- ☐ Higher sales tax
- ☐ Higher property tax
- ☐ Tolls on roads
- ☐ Development impact fees (developers may pass through to new home buyers)
- ☐ Transportation bonds (borrowing)
- ☐ Real Estate/Property Transfer Tax
- ☐ Other: (please specify) \_\_\_\_\_

14) Please rate the list of proposed improvements?

SERVICE	LEAST	←-----→			MOST
Plant trees along streets	1	2	3	4	5
Town entry features	1	2	3	4	5
Improve storm drainage facilities	1	2	3	4	5
Neighborhood traffic calming	1	2	3	4	5
Additional parks & rec facilities	1	2	3	4	5
Bicycle facilities	1	2	3	4	5
Sidewalks	1	2	3	4	5
Greenway System	1	2	3	4	5
Downtown/Town Center	1	2	3	4	5

Other (Please specify) \_\_\_\_\_

15) General comments:

\_\_\_\_\_

\_\_\_\_\_

\_\_\_\_\_

\_\_\_\_\_



# Transportation Survey

- 1) How long have you lived in the Town of Mint Hill? *(Check one)*
- ☐ Less than one year
- ☐ 1-5 years
- ☐ 5-10 years
- ☒ More than 10 years
- ☐ Do not reside in Mint Hill

- 2) How far is your commute to work? *(check one)*
- ☐ Within a mile
- ☐ 1-5 miles
- ☐ 5-10 miles
- ☐ More than 10 miles
- ☒ Not Applicable

- 3) Do you work within the Town?
- ☐ Yes
- ☒ No

- 4) What do you LIKE most about the Town of Mint Hill?

Small Town Atmosphere

- 5) What do you DISLIKE most about the Town of Mint Hill?

Rapid Growth w/o Proper Infrastructure

- 6) How would you rate the following in the Town of Mint Hill? *(check one)*

	Excellent	Good	Fair	Poor
Condition of Roads	<input type="checkbox"/>	<input type="checkbox"/>	<input type="checkbox"/>	<input checked="" type="checkbox"/>
Traffic Congestion	<input type="checkbox"/>	<input checked="" type="checkbox"/>	<input type="checkbox"/>	<input type="checkbox"/>
Attractiveness of Roads	<input type="checkbox"/>	<input type="checkbox"/>	<input checked="" type="checkbox"/>	<input type="checkbox"/>
Traffic Safety	<input type="checkbox"/>	<input type="checkbox"/>	<input checked="" type="checkbox"/>	<input type="checkbox"/>
Walking Environment (i.e., sidewalks)	<input type="checkbox"/>	<input type="checkbox"/>	<input type="checkbox"/>	<input checked="" type="checkbox"/>
Bicycling Environment	<input type="checkbox"/>	<input type="checkbox"/>	<input type="checkbox"/>	<input checked="" type="checkbox"/>
Signal System (i.e., traffic lights)	<input type="checkbox"/>	<input type="checkbox"/>	<input checked="" type="checkbox"/>	<input type="checkbox"/>
Comments:	<div></div>			
	<div></div>			

- 7) Overall, how would you rate your travel experiences in the Mint Hill area?

- ☐ Excellent
- ☐ Good
- ☒ Fair
- ☐ Poor

- 8) Name any specific areas of Mint Hill that you avoid traveling due to concerns about traffic congestion.

MARGARET VALLEY/LEARNED IDLEWILD/HWY 51 I-4000 & PREMIER

- 9) What specific changes would you recommend to improve the quality of transportation in the Mint Hill area?

Wider <sup>ker</sup> Roads; Bike Paths, More Sidewalks

- 10) If you had an infinite amount of money to spend on transportation, designate what percentage you would allocate to the following improvements. Note your total should equal 100%.

Neighborhood traffic calming (4-way stop, speed humps, and raised crosswalks)	<u>10</u> %
Sidewalk construction and repairs	<u>15</u> %
Bikeway construction on roads lanes and greenways	<u>15</u> %
Widening existing roads	<u>10</u> %
Construct new roads	<u>15</u> %
Maintenance of existing roadways (i.e., fix pot holes, resurface, better signage, etc)	<u>15</u> %
Improving street aesthetics (i.e., street trees, street lighting planted medians, etc)	<u>5</u> %
Improving traffic flow (i.e., control # and location of driveways, coordinating signals, additional traffic signals, additional turn lanes, etc)	<u>5</u> %
Maintaining adequate public transportation (i.e., buses, bus stops, routing)	<u>5</u> %
Improving street connectivity	<u>5</u> %
Other (Specify) _____	<u>  </u> %

11) What transit services are needed in the Mint Hill area today and in the future?

Today: Bus / Cab

Future: Bus / Cab / Light Rail

12) How likely would you be to increase your use of transit if the following improvements were made?

	Not Likely	Somewhat Likely	Very Likely
More transit routes	<input type="checkbox"/>	<input checked="" type="checkbox"/>	<input type="checkbox"/>
More frequent service	<input checked="" type="checkbox"/>	<input type="checkbox"/>	<input type="checkbox"/>
Cleaner buses & facilities	<input type="checkbox"/>	<input checked="" type="checkbox"/>	<input type="checkbox"/>
Light/commuter rail	<input type="checkbox"/>	<input checked="" type="checkbox"/>	<input type="checkbox"/>
Other (describe)	<input type="checkbox"/>	<input type="checkbox"/>	<input type="checkbox"/>

13) Transportation funding sources:  
If additional funding for transportation improvement is needed, would you support any of the following sources? (Check all that apply)

- ☐ Higher gas tax
- ☐ Higher sales tax
- ☐ Higher property tax
- ☐ Tolls on roads
- ☒ Development impact fees (developers may pass through to new home buyers)
- ☐ Transportation bonds (borrowing)
- ☒ Real Estate/Property Transfer Tax
- ☐ Other: (please specify) \_\_\_\_\_

14) Please rate the list of proposed improvements?

SERVICE	LEAST	←-----→			MOST
Plant trees along streets	1	2	3	4	5
Town entry features	1	2	3	4	5
Improve storm drainage facilities	1	2	3	4	5
Neighborhood traffic calming	1	2	3	4	5
Additional parks & rec facilities	1	2	3	4	5
Bicycle facilities	1	2	3	4	5
Sidewalks	1	2	3	4	5
Greenway System	1	2	3	4	5
Downtown/Town Center	1	2	3	4	5
Other (Please specify)	_____				

15) General comments:

\_\_\_\_\_

\_\_\_\_\_

\_\_\_\_\_

\_\_\_\_\_

# Transportation Survey

1) How long have you lived in the Town of Mint Hill? (Check one)

- ☐ Less than one year  
☐ 1-5 years  
☐ 5-10 years  
☒ More than 10 years  
☐ Do not reside in Mint Hill

2) How far is your commute to work? (check one)

- ☐ Within a mile  
☒ 1-5 miles  
☐ 5-10 miles  
☐ More than 10 miles  
☐ Not Applicable

3) Do you work within the Town?

- ☒ Yes  
☐ No

4) What do you LIKE most about the Town of Mint Hill?

Proximity of a well managed small town to a City like Charlotte, NC.

5) What do you DISLIKE most about the Town of Mint Hill?

Lack of public water and sewer / lack of "walkable" sidewalks / Lack of good dining and lodging facilities.

6) How would you rate the following in the Town of Mint Hill? (check one)

	Excellent	Good	Fair	Poor
Condition of Roads	<input type="checkbox"/>	<input checked="" type="checkbox"/>	<input type="checkbox"/>	<input type="checkbox"/>
Traffic Congestion	<input type="checkbox"/>	<input type="checkbox"/>	<input checked="" type="checkbox"/>	<input type="checkbox"/>
Attractiveness of Roads	<input type="checkbox"/>	<input checked="" type="checkbox"/>	<input type="checkbox"/>	<input type="checkbox"/>
Traffic Safety	<input type="checkbox"/>	<input type="checkbox"/>	<input type="checkbox"/>	<input checked="" type="checkbox"/>
Walking Environment (i.e., sidewalks)	<input type="checkbox"/>	<input type="checkbox"/>	<input type="checkbox"/>	<input checked="" type="checkbox"/>
Bicycling Environment	<input type="checkbox"/>	<input type="checkbox"/>	<input type="checkbox"/>	<input checked="" type="checkbox"/>
Signal System (i.e., traffic lights)	<input type="checkbox"/>	<input type="checkbox"/>	<input checked="" type="checkbox"/>	<input type="checkbox"/>

Comments:

It has gotten better, but much to do given the anticipated growth in the Town.

7) Overall, how would you rate your travel experiences in the Mint Hill area?

- ☐ Excellent  
☒ Good  
☐ Fair  
☐ Poor

8) Name any specific areas of Mint Hill that you avoid traveling due to concerns about traffic congestion.

Lawyers & 51

9) What specific changes would you recommend to improve the quality of transportation in the Mint Hill area?

- 4-Lanes From WILGROVE TO MATTHEWS.  
8' - SIDEWALKS ON BOTH SIDE OF STREET ON 51 THRU TOWN (LAWYERS TO WILGROVE)  
- UTILITIES UNDERGROUND THRUOUT TOWN C.I.E. LAWYERS TO WILGROVE)  
- Utilize Traffic Circles where appropriate

10) If you had an infinite amount of money to spend on transportation, designate what percentage you would allocate to the following improvements. Note your total should equal 100%.

Neighborhood traffic calming (4-way stop, speed humps, and raised crosswalks)	<u>5</u> %
Sidewalk construction and repairs	<u>10</u> %
Bikeway construction on roads lanes and greenways	<u>10</u> %
Widening existing roads	<u>40</u> %
Construct new roads	<u>10</u> %
Maintenance of existing roadways (i.e., fix pot holes, resurface, better signage, etc)	<u>5</u> %
Improving street aesthetics (i.e., street trees, street lighting planted medians, etc)	<u>10</u> %
Improving traffic flow (i.e., control # and location of driveways, coordinating signals, additional traffic signals, additional turn lanes, etc)	<u>5</u> %
Maintaining adequate public transportation (i.e., buses, bus stops, routing)	<u>5</u> %
Improving street connectivity	<u>0</u> %
Other (Specify) _____	_____ %

11) What transit services are needed in the Mint Hill area today and in the future?

Today: Downtown Trolley - WILLOW TO BRIGHTON PARK

Future: LIGHT RAIL SPUR TO MATTHEWS/EAST CHARLOTTE

EASTLAND AREA  
MTH

12) How likely would you be to increase your use of transit if the following improvements were made?

	Not Likely	Somewhat Likely	Very Likely
More transit routes	<input type="checkbox"/>	<input type="checkbox"/>	<input checked="" type="checkbox"/>
More frequent service	<input type="checkbox"/>	<input type="checkbox"/>	<input checked="" type="checkbox"/>
Cleaner buses & facilities	<input type="checkbox"/>	<input type="checkbox"/>	<input checked="" type="checkbox"/>
Light/commuter rail	<input type="checkbox"/>	<input type="checkbox"/>	<input checked="" type="checkbox"/>
Other (describe)	<input type="checkbox"/>	<input type="checkbox"/>	<input checked="" type="checkbox"/>

24 hr Access.

13) Transportation funding sources:

If additional funding for transportation improvement is needed, would you support any of the following sources? (Check all that apply)

- ☐ Higher gas tax
- ☐ Higher sales tax
- ☐ Higher property tax
- ☒ Tolls on roads
- ☒ Development impact fees (developers may pass through to new home buyers)
- ☒ Transportation bonds (borrowing)
- ☒ Real Estate/Property Transfer Tax
- ☐ Other: (please specify) \_\_\_\_\_

14) Please rate the list of proposed improvements?

SERVICE	LEAST				MOST
Plant trees along streets	1	2	3	4	5
Town entry features	1	2	3	4	5
Improve storm drainage facilities	1	2	3	4	5
Neighborhood traffic calming	1	2	3	4	5
Additional parks & rec facilities	1	2	3	4	5
Bicycle facilities	1	2	3	4	5
Sidewalks	1	2	3	4	5
Greenway System	1	2	3	4	5
Downtown/Town Center	1	2	3	4	5

Other (Please specify)

Beautify 51 From BRIGHTON PARK TO WILLOW-MTH

15) General comments:

We have a beautiful town, and many good things have occurred. I trust our leaders. We need to make sure our ordinances are consistent with stated goals, and do not create more problems than they solve.

# Transportation Survey

- 1) How long have you lived in the Town of Mint Hill? *(Check one)*
- ☐ Less than one year
- ☐ 1-5 years
- ☒ 5-10 years
- ☐ More than 10 years
- ☐ Do not reside in Mint Hill

- 2) How far is your commute to work? *(check one)*
- ☐ Within a mile
- ☒ 1-5 miles
- ☐ 5-10 miles
- ☐ More than 10 miles
- ☐ Not Applicable

- 3) Do you work within the Town?
- ☒ Yes
- ☐ No

- 4) What do you LIKE most about the Town of Mint Hill?

- 5) What do you DISLIKE most about the Town of Mint Hill?

- 6) How would you rate the following in the Town of Mint Hill? *(check one)*

	Excellent	Good	Fair	Poor
Condition of Roads	<input type="checkbox"/>	<input type="checkbox"/>	<input checked="" type="checkbox"/>	<input type="checkbox"/>
Traffic Congestion	<input type="checkbox"/>	<input type="checkbox"/>	<input checked="" type="checkbox"/>	<input type="checkbox"/>
Attractiveness of Roads	<input type="checkbox"/>	<input type="checkbox"/>	<input checked="" type="checkbox"/>	<input type="checkbox"/>
Traffic Safety	<input type="checkbox"/>	<input type="checkbox"/>	<input checked="" type="checkbox"/>	<input type="checkbox"/>
Walking Environment (i.e., sidewalks)	<input type="checkbox"/>	<input type="checkbox"/>	<input checked="" type="checkbox"/>	<input type="checkbox"/>
Bicycling Environment	<input type="checkbox"/>	<input type="checkbox"/>	<input type="checkbox"/>	<input checked="" type="checkbox"/>
Signal System (i.e., traffic lights)	<input type="checkbox"/>	<input checked="" type="checkbox"/>	<input type="checkbox"/>	<input type="checkbox"/>
Comments:				

- 7) Overall, how would you rate your travel experiences in the Mint Hill area?

- ☐ Excellent
- ☒ Good
- ☐ Fair
- ☐ Poor

- 8) Name any specific areas of Mint Hill that you avoid traveling due to concerns about traffic congestion.

- 9) What specific changes would you recommend to improve the quality of transportation in the Mint Hill area?

- 10) If you had an infinite amount of money to spend on transportation, designate what percentage you would allocate to the following improvements. Note your total should equal 100%.

Neighborhood traffic calming (4-way stop, speed humps, and raised crosswalks)	5%
Sidewalk construction and repairs	2.5%
Bikeway construction on roads lanes and greenways	2.5%
Widening existing roads	25%
Construct new roads	20%
Maintenance of existing roadways (i.e., fix pot holes, resurface, better signage, etc)	30 25%
Improving street aesthetics (i.e., street trees, street lighting planted medians, etc)	10%
Improving traffic flow (i.e., control # and location of driveways, coordinating signals, additional traffic signals, additional turn lanes, etc)	5%
Maintaining adequate public transportation (i.e., buses, bus stops, routing)	2.5%
Improving street connectivity	2.5%
Other (Specify)	

11) What transit services are needed in the Mint Hill area today and in the future?

Today: \_\_\_\_\_

Future: \_\_\_\_\_

12) How likely would you be to increase your use of transit if the following improvements were made?


	Not Likely	Somewhat Likely	Very Likely
More transit routes	<input checked="" type="checkbox"/>	<input type="checkbox"/>	<input type="checkbox"/>
More frequent service	<input checked="" type="checkbox"/>	<input type="checkbox"/>	<input type="checkbox"/>
Cleaner buses & facilities	<input checked="" type="checkbox"/>	<input type="checkbox"/>	<input type="checkbox"/>
Light/commuter rail	<input checked="" type="checkbox"/>	<input type="checkbox"/>	<input type="checkbox"/>
Other (describe)	<input type="checkbox"/>	<input type="checkbox"/>	<input type="checkbox"/>

\_\_\_\_\_

13) Transportation funding sources:  
If additional funding for transportation improvement is needed, would you support any of the following sources? (Check all that apply)

- ☐ Higher gas tax
- ☐ Higher sales tax
- ☐ Higher property tax
- ☐ Tolls on roads
- ☐ Development impact fees (developers may pass through to new home buyers)
- ☒ Transportation bonds (borrowing)
- ☐ Real Estate/Property Transfer Tax
- ☐ Other: (please specify) \_\_\_\_\_

14) Please rate the list of proposed improvements?

SERVICE	LEAST				MOST
Plant trees along streets	<input type="checkbox"/> 1	<input type="checkbox"/> 2	<input type="checkbox"/> 3	<input type="checkbox"/> 4	<input checked="" type="checkbox"/> 5
Town entry features	<input type="checkbox"/> 1	<input type="checkbox"/> 2	<input type="checkbox"/> 3	<input checked="" type="checkbox"/> 4	<input type="checkbox"/> 5
Improve storm drainage facilities	<input type="checkbox"/> 1	<input type="checkbox"/> 2	<input checked="" type="checkbox"/> 3	<input type="checkbox"/> 4	<input type="checkbox"/> 5
Neighborhood traffic calming	<input type="checkbox"/> 1	<input type="checkbox"/> 2	<input type="checkbox"/> 3	<input checked="" type="checkbox"/> 4	<input type="checkbox"/> 5
Additional parks & rec facilities	<input type="checkbox"/> 1	<input type="checkbox"/> 2	<input type="checkbox"/> 3	<input checked="" type="checkbox"/> 4	<input type="checkbox"/> 5
Bicycle facilities	<input type="checkbox"/> 1	<input checked="" type="checkbox"/> 2	<input type="checkbox"/> 3	<input type="checkbox"/> 4	<input type="checkbox"/> 5
Sidewalks	<input type="checkbox"/> 1	<input type="checkbox"/> 2	<input checked="" type="checkbox"/> 3	<input type="checkbox"/> 4	<input type="checkbox"/> 5
Greenway System	<input type="checkbox"/> 1	<input checked="" type="checkbox"/> 2	<input type="checkbox"/> 3	<input type="checkbox"/> 4	<input type="checkbox"/> 5
Downtown/Town Center	<input type="checkbox"/> 1	<input type="checkbox"/> 2	<input checked="" type="checkbox"/> 3	<input type="checkbox"/> 4	<input type="checkbox"/> 5

Other (Please specify) \_\_\_\_\_

15) General comments:

\_\_\_\_\_

\_\_\_\_\_

\_\_\_\_\_

\_\_\_\_\_



# Transportation Survey

- 1) How long have you lived in the Town of Mint Hill? (Check one)
- ☐ Less than one year
  - ☐ 1-5 years
  - ☐ 5-10 years
  - ☒ More than 10 years
  - ☐ Do not reside in Mint Hill

- 2) How far is your commute to work? (check one)
- ☐ Within a mile
  - ☒ 1-5 miles
  - ☐ 5-10 miles
  - ☐ More than 10 miles
  - ☐ Not Applicable

- 3) Do you work within the Town?
- ☒ Yes
  - ☐ No

- 4) What do you LIKE most about the Town of Mint Hill?
- Small Town Feel. The Growth.

- 5) What do you DISLIKE most about the Town of Mint Hill?
- \_\_\_\_\_

- 6) How would you rate the following in the Town of Mint Hill? (check one)
- |                                       | Excellent                | Good                                | Fair                                | Poor                                |
|---------------------------------------|--------------------------|-------------------------------------|-------------------------------------|-------------------------------------|
| Condition of Roads                    | <input type="checkbox"/> | <input checked="" type="checkbox"/> | <input type="checkbox"/>            | <input type="checkbox"/>            |
| Traffic Congestion                    | <input type="checkbox"/> | <input checked="" type="checkbox"/> | <input type="checkbox"/>            | <input type="checkbox"/>            |
| Attractiveness of Roads               | <input type="checkbox"/> | <input type="checkbox"/>            | <input checked="" type="checkbox"/> | <input type="checkbox"/>            |
| Traffic Safety                        | <input type="checkbox"/> | <input checked="" type="checkbox"/> | <input type="checkbox"/>            | <input type="checkbox"/>            |
| Walking Environment (i.e., sidewalks) | <input type="checkbox"/> | <input type="checkbox"/>            | <input checked="" type="checkbox"/> | <input type="checkbox"/>            |
| Bicycling Environment                 | <input type="checkbox"/> | <input type="checkbox"/>            | <input type="checkbox"/>            | <input checked="" type="checkbox"/> |
| Signal System (i.e., traffic lights)  | <input type="checkbox"/> | <input type="checkbox"/>            | <input checked="" type="checkbox"/> | <input type="checkbox"/>            |

Comments: need longer left hand turn lane @  
Wilson Grove to turn left on  
Lawyers.

- 7) Overall, how would you rate your travel experiences in the Mint Hill area?
- ☒ Excellent
  - ☐ Good
  - ☐ Fair
  - ☐ Poor

- 8) Name any specific areas of Mint Hill that you avoid traveling due to concerns about traffic congestion.
- Ind. H.S.

- 9) What specific changes would you recommend to improve the quality of transportation in the Mint Hill area?
- \_\_\_\_\_

- 10) If you had an infinite amount of money to spend on transportation, designate what percentage you would allocate to the following improvements. Note your total should equal 100%.

Neighborhood traffic calming (4-way stop, speed humps, and raised crosswalks)	_____ %
Sidewalk construction and repairs	_____ %
Bikeway construction on roads lanes and greenways	_____ %
Widening existing roads	<u>25</u> %
Construct new roads	_____ %
Maintenance of existing roadways (i.e., fix pot holes, resurface, better signage, etc)	<u>20</u> %
Improving street aesthetics (i.e., street trees, street lighting planted medians, etc)	_____ %
Improving traffic flow (i.e., control # and location of driveways, coordinating signals, additional traffic signals, additional turn lanes, etc)	<u>40</u> %
Maintaining adequate public transportation (i.e., buses, bus stops, routing)	_____ %
Improving street connectivity	<u>15</u> %
Other (Specify) _____	_____ %

11) What transit services are needed in the Mint Hill area today and in the future?

Today: \_\_\_\_\_

Future: \_\_\_\_\_

12) How likely would you be to increase your use of transit if the following improvements were made?

	Not Likely	Somewhat Likely	Very Likely
More transit routes	<input type="checkbox"/>	<input type="checkbox"/>	<input type="checkbox"/>
More frequent service	<input type="checkbox"/>	<input type="checkbox"/>	<input type="checkbox"/>
Cleaner buses & facilities	<input type="checkbox"/>	<input type="checkbox"/>	<input type="checkbox"/>
Light/commuter rail	<input type="checkbox"/>	<input type="checkbox"/>	<input type="checkbox"/>
Other (describe)	<input type="checkbox"/>	<input type="checkbox"/>	<input type="checkbox"/>

\_\_\_\_\_

13) Transportation funding sources:  
If additional funding for transportation improvement is needed, would you support any of the following sources? (Check all that apply)

- ☐ Higher gas tax
- ☐ Higher sales tax
- ☐ Higher property tax
- ☐ Tolls on roads
- ☐ Development impact fees (developers may pass through to new home buyers)
- ☐ Transportation bonds (borrowing)
- ☐ Real Estate/Property Transfer Tax
- ☐ Other: (please specify) \_\_\_\_\_

14) Please rate the list of proposed improvements?

SERVICE	LEAST				MOST
Plant trees along streets	<input type="checkbox"/> 1	<input type="checkbox"/> 2	<input checked="" type="checkbox"/> 3	<input type="checkbox"/> 4	<input type="checkbox"/> 5
Town entry features	<input type="checkbox"/> 1	<input type="checkbox"/> 2	<input type="checkbox"/> 3	<input checked="" type="checkbox"/> 4	<input type="checkbox"/> 5
Improve storm drainage facilities	<input type="checkbox"/> 1	<input checked="" type="checkbox"/> 2	<input type="checkbox"/> 3	<input type="checkbox"/> 4	<input type="checkbox"/> 5
Neighborhood traffic calming	<input type="checkbox"/> 1	<input type="checkbox"/> 2	<input checked="" type="checkbox"/> 3	<input type="checkbox"/> 4	<input type="checkbox"/> 5
Additional parks & rec facilities	<input type="checkbox"/> 1	<input checked="" type="checkbox"/> 2	<input type="checkbox"/> 3	<input type="checkbox"/> 4	<input type="checkbox"/> 5
Bicycle facilities	<input type="checkbox"/> 1	<input checked="" type="checkbox"/> 2	<input type="checkbox"/> 3	<input type="checkbox"/> 4	<input type="checkbox"/> 5
Sidewalks	<input type="checkbox"/> 1	<input type="checkbox"/> 2	<input checked="" type="checkbox"/> 3	<input type="checkbox"/> 4	<input type="checkbox"/> 5
Greenway System	<input type="checkbox"/> 1	<input type="checkbox"/> 2	<input checked="" type="checkbox"/> 3	<input type="checkbox"/> 4	<input type="checkbox"/> 5
Downtown/Town Center	<input type="checkbox"/> 1	<input type="checkbox"/> 2	<input type="checkbox"/> 3	<input type="checkbox"/> 4	<input checked="" type="checkbox"/> 5
Other (Please specify)	_____				

15) General comments:

\_\_\_\_\_

\_\_\_\_\_

\_\_\_\_\_

\_\_\_\_\_

# Transportation Survey

- 1) How long have you lived in the Town of Mint Hill? (Check one)
- ☐ Less than one year
  - ☐ 1-5 years
  - ☐ 5-10 years
  - ☐ More than 10 years
  - ☒ Do not reside in Mint Hill

- 2) How far is your commute to work? (check one)
- ☐ Within a mile
  - ☐ 1-5 miles
  - ☐ 5-10 miles
  - ☒ More than 10 miles
  - ☐ Not Applicable

- 3) Do you work within the Town?
- ☒ Yes
  - ☐ No

- 4) What do you LIKE most about the Town of Mint Hill?
- GRBAT PEOPLE

- 5) What do you DISLIKE most about the Town of Mint Hill?
- NOT PREPARE FOR GROWTH

- 6) How would you rate the following in the Town of Mint Hill? (check one)
- |                                       | Excellent                | Good                                | Fair                                | Poor                                |
|---------------------------------------|--------------------------|-------------------------------------|-------------------------------------|-------------------------------------|
| Condition of Roads                    | <input type="checkbox"/> | <input checked="" type="checkbox"/> | <input type="checkbox"/>            | <input type="checkbox"/>            |
| Traffic Congestion                    | <input type="checkbox"/> | <input type="checkbox"/>            | <input checked="" type="checkbox"/> | <input type="checkbox"/>            |
| Attractiveness of Roads               | <input type="checkbox"/> | <input checked="" type="checkbox"/> | <input type="checkbox"/>            | <input type="checkbox"/>            |
| Traffic Safety                        | <input type="checkbox"/> | <input type="checkbox"/>            | <input checked="" type="checkbox"/> | <input type="checkbox"/>            |
| Walking Environment (i.e., sidewalks) | <input type="checkbox"/> | <input checked="" type="checkbox"/> | <input type="checkbox"/>            | <input type="checkbox"/>            |
| Bicycling Environment                 | <input type="checkbox"/> | <input checked="" type="checkbox"/> | <input type="checkbox"/>            | <input type="checkbox"/>            |
| Signal System (i.e., traffic lights)  | <input type="checkbox"/> | <input type="checkbox"/>            | <input type="checkbox"/>            | <input checked="" type="checkbox"/> |
- Comments: NEED MORE TRAFFIC LIGHTS

- 7) Overall, how would you rate your travel experiences in the Mint Hill area?
- ☐ Excellent
  - ☒ Good
  - ☐ Fair
  - ☐ Poor

- 8) Name any specific areas of Mint Hill that you avoid traveling due to concerns about traffic congestion.
- 106 WILD/51 LAWYERS/51 LEBANON/51
- 9) What specific changes would you recommend to improve the quality of transportation in the Mint Hill area?
- WIDEN ROADS, INSTALL MORE TRAFFIC LIGHTS

- 10) If you had an infinite amount of money to spend on transportation, designate what percentage you would allocate to the following improvements. Note your total should equal 100%.
- |  |                   |
|--|-------------------|
| Neighborhood traffic calming (4-way stop, speed humps, and raised crosswalks)  | <u>10</u> %       |
| Sidewalk construction and repairs  | <u>        </u> % |
| Bikeway construction on roads lanes and greenways  | <u>        </u> % |
| Widening existing roads  | <u>30</u> %       |
| Construct new roads  | <u>30</u> %       |
| Maintenance of existing roadways (i.e., fix pot holes, resurface, better signage, etc)   | <u>        </u> % |
| Improving street aesthetics (i.e., street trees, street lighting planted medians, etc)   | <u>        </u> % |
| Improving traffic flow (i.e., control # and location of driveways, coordinating signals, additional traffic signals, additional turn lanes, etc) | <u>15</u> %       |
| Maintaining adequate public transportation (i.e., buses, bus stops, routing)   | <u>5</u> %        |
| Improving street connectivity  | <u>10</u> %       |
| Other (Specify) _____  | <u>        </u> % |

11) What transit services are needed in the Mint Hill area today and in the future?

Today: \_\_\_\_\_

Future: \_\_\_\_\_

12) How likely would you be to increase your use of transit if the following improvements were made?


	<i>Not Likely</i>	<i>Somewhat Likely</i>	<i>Very Likely</i>
More transit routes	<input checked="" type="checkbox"/>	<input type="checkbox"/>	<input type="checkbox"/>
More frequent service	<input checked="" type="checkbox"/>	<input type="checkbox"/>	<input type="checkbox"/>
Cleaner buses & facilities	<input checked="" type="checkbox"/>	<input type="checkbox"/>	<input type="checkbox"/>
Light/commuter rail	<input checked="" type="checkbox"/>	<input type="checkbox"/>	<input type="checkbox"/>
Other (describe)	<input checked="" type="checkbox"/>	<input type="checkbox"/>	<input type="checkbox"/>

\_\_\_\_\_

13) Transportation funding sources:  
If additional funding for transportation improvement is needed, would you support any of the following sources? (Check all that apply)

- ☐ Higher gas tax
- ☐ Higher sales tax
- ☐ Higher property tax
- ☐ Tolls on roads
- ☒ Development impact fees (developers may pass through to new home buyers)
- ☒ Transportation bonds (borrowing)
- ☐ Real Estate/Property Transfer Tax
- ☐ Other: (please specify) \_\_\_\_\_

14) Please rate the list of proposed improvements?

SERVICE	LEAST				MOST
Plant trees along streets	1	2	3	4	5
Town entry features	1	2	3	4	5
Improve storm drainage facilities	1	2	3	4	5
Neighborhood traffic calming	1	2	3	4	5
Additional parks & rec facilities	1	2	3	4	5
Bicycle facilities	1	2	3	4	5
Sidewalks	1	2	3	4	5
Greenway System	1	2	3	4	5
Downtown/Town Center	1	2	3	4	5

Other (Please specify) \_\_\_\_\_

15) General comments:

\_\_\_\_\_

\_\_\_\_\_

\_\_\_\_\_

\_\_\_\_\_

# Transportation Survey

- 1) How long have you lived in the Town of Mint Hill? (Check one)
- ☒ Less than one year
  - ☐ 1-5 years
  - ☐ 5-10 years
  - ☐ More than 10 years
  - ☐ Do not reside in Mint Hill

- 2) How far is your commute to work? (check one)
- ☐ Within a mile
  - ☐ 1-5 miles
  - ☐ 5-10 miles
  - ☒ More than 10 miles
  - ☐ Not Applicable

- 3) Do you work within the Town?
- ☒ Yes
  - ☐ No

- 4) What do you LIKE most about the Town of Mint Hill?
- Controlled Growth

- 5) What do you DISLIKE most about the Town of Mint Hill?
- Distance to amenities

- 6) How would you rate the following in the Town of Mint Hill? (check one)

	Excellent	Good	Fair	Poor
Condition of Roads	<input type="checkbox"/>	<input checked="" type="checkbox"/>	<input type="checkbox"/>	<input type="checkbox"/>
Traffic Congestion	<input type="checkbox"/>	<input checked="" type="checkbox"/>	<input type="checkbox"/>	<input type="checkbox"/>
Attractiveness of Roads	<input type="checkbox"/>	<input type="checkbox"/>	<input checked="" type="checkbox"/>	<input type="checkbox"/>
Traffic Safety	<input type="checkbox"/>	<input checked="" type="checkbox"/>	<input type="checkbox"/>	<input type="checkbox"/>
Walking Environment (i.e., sidewalks)	<input type="checkbox"/>	<input type="checkbox"/>	<input type="checkbox"/>	<input checked="" type="checkbox"/>
Bicycling Environment	<input type="checkbox"/>	<input type="checkbox"/>	<input type="checkbox"/>	<input checked="" type="checkbox"/>
Signal System (i.e., traffic lights)	<input type="checkbox"/>	<input checked="" type="checkbox"/>	<input type="checkbox"/>	<input type="checkbox"/>
Comments:	<div></div>			
	<div></div>			

- 7) Overall, how would you rate your travel experiences in the Mint Hill area?

- ☐ Excellent
- ☒ Good
- ☐ Fair
- ☐ Poor

- 8) Name any specific areas of Mint Hill that you avoid traveling due to concerns about traffic congestion.
- Margaret Wallace

- 9) What specific changes would you recommend to improve the quality of transportation in the Mint Hill area?
- Encourage more alt. transport/non-auto

- 10) If you had an infinite amount of money to spend on transportation, designate what percentage you would allocate to the following improvements. Note your total should equal 100%.

~ Neighborhood traffic calming (4-way stop, speed humps, and raised crosswalks)	<u>10</u> %
~ Sidewalk construction and repairs	<u>20</u> %
~ Bikeway construction on roads lanes and greenways	<u>20</u> %
Widening existing roads	_____ %
Construct new roads	_____ %
✓ Maintenance of existing roadways (i.e., fix pot holes, resurface, better signage, etc)	<u>10</u> %
~ Improving street aesthetics (i.e., street trees, street lighting planted medians, etc)	<u>10</u> %
~ Improving traffic flow (i.e., control # and location of driveways, coordinating signals, additional traffic signals, additional turn lanes, etc)	<u>10</u> %
~ Maintaining adequate public transportation (i.e., buses, bus stops, routing)	<u>20</u> %
Improving street connectivity	_____ %
Other (Specify) _____	_____ %

11) What transit services are needed in the Mint Hill area today and in the future?

Today: Bike routes

Future: Light rail

12) How likely would you be to increase your use of transit if the following improvements were made?

	Not Likely	Somewhat Likely	Very Likely
More transit routes	<input type="checkbox"/>	<input checked="" type="checkbox"/>	<input type="checkbox"/>
More frequent service	<input checked="" type="checkbox"/>	<input type="checkbox"/>	<input type="checkbox"/>
Cleaner buses & facilities	<input type="checkbox"/>	<input checked="" type="checkbox"/>	<input type="checkbox"/>
Light/commuter rail	<input type="checkbox"/>	<input type="checkbox"/>	<input checked="" type="checkbox"/>
Other (describe) _____	<input type="checkbox"/>	<input type="checkbox"/>	<input type="checkbox"/>

13) Transportation funding sources:  
If additional funding for transportation improvement is needed, would you support any of the following sources? (Check all that apply)

- ☒ Higher gas tax
- ☒ Higher sales tax
- ☐ Higher property tax
- ☐ Tolls on roads
- ☐ Development impact fees (developers may pass through to new home buyers)
- ☒ Transportation bonds (borrowing)
- ☐ Real Estate/Property Transfer Tax
- ☐ Other: (please specify) \_\_\_\_\_

14) Please rate the list of proposed improvements?

SERVICE	LEAST	←-----→			MOST
Plant trees along streets	1	2	3 <input checked="" type="checkbox"/>	4	5
Town entry features	1	2 <input checked="" type="checkbox"/>	3	4	5
Improve storm drainage facilities	1 <input checked="" type="checkbox"/>	2	3	4	5
Neighborhood traffic calming	1	2 <input checked="" type="checkbox"/>	3	4	5
Additional parks & rec facilities	1	2	3	4 <input checked="" type="checkbox"/>	5
Bicycle facilities	1	2	3	4	5 <input checked="" type="checkbox"/>
Sidewalks	1	2	3	4	5 <input checked="" type="checkbox"/>
Greenway System	1	2	3	4	5 <input checked="" type="checkbox"/>
Downtown/Town Center	1	2	3 <input checked="" type="checkbox"/>	4	5

Other (Please specify) \_\_\_\_\_

15) General comments:

\_\_\_\_\_

\_\_\_\_\_

\_\_\_\_\_

\_\_\_\_\_



# Transportation Survey

- 1) How long have you lived in the Town of Mint Hill? (Check one)
- ☐ Less than one year
  - ☒ 1-5 years
  - ☐ 5-10 years
  - ☐ More than 10 years
  - ☐ Do not reside in Mint Hill

- 2) How far is your commute to work? (check one)
- ☒ Within a mile
  - ☐ 1-5 miles
  - ☐ 5-10 miles
  - ☐ More than 10 miles
  - ☐ Not Applicable

- 3) Do you work within the Town?
- ☒ Yes
  - ☐ No

- 4) What do you LIKE most about the Town of Mint Hill?
- Small town feel

- 5) What do you DISLIKE most about the Town of Mint Hill?
- Lack of adequate fitness opportunities

- 6) How would you rate the following in the Town of Mint Hill? (check one)
- |                                       | Excellent                           | Good                                | Fair                                | Poor                     |
|---------------------------------------|-------------------------------------|-------------------------------------|-------------------------------------|--------------------------|
| Condition of Roads                    | <input checked="" type="checkbox"/> | <input type="checkbox"/>            | <input type="checkbox"/>            | <input type="checkbox"/> |
| Traffic Congestion                    | <input type="checkbox"/>            | <input checked="" type="checkbox"/> | <input type="checkbox"/>            | <input type="checkbox"/> |
| Attractiveness of Roads               | <input type="checkbox"/>            | <input checked="" type="checkbox"/> | <input type="checkbox"/>            | <input type="checkbox"/> |
| Traffic Safety                        | <input type="checkbox"/>            | <input checked="" type="checkbox"/> | <input type="checkbox"/>            | <input type="checkbox"/> |
| Walking Environment (i.e., sidewalks) | <input type="checkbox"/>            | <input type="checkbox"/>            | <input checked="" type="checkbox"/> | <input type="checkbox"/> |
| Bicycling Environment                 | <input type="checkbox"/>            | <input type="checkbox"/>            | <input checked="" type="checkbox"/> | <input type="checkbox"/> |
| Signal System (i.e., traffic lights)  | <input type="checkbox"/>            | <input checked="" type="checkbox"/> | <input type="checkbox"/>            | <input type="checkbox"/> |
| Comments:                             | <div><div></div><div></div></div>   |                                     |                                     |                          |

- 7) Overall, how would you rate your travel experiences in the Mint Hill area?
- ☐ Excellent
  - ☒ Good
  - ☐ Fair
  - ☐ Poor

- 8) Name any specific areas of Mint Hill that you avoid traveling due to concerns about traffic congestion.
- Idlewild + 51 @ 5pm

- 9) What specific changes would you recommend to improve the quality of transportation in the Mint Hill area?
- 

- 10) If you had an infinite amount of money to spend on transportation, designate what percentage you would allocate to the following improvements. Note your total should equal 100%.
- |  |                   |
|--|-------------------|
| Neighborhood traffic calming (4-way stop, speed humps, and raised crosswalks)  | <u>5</u> %        |
| Sidewalk construction and repairs  | <u>30</u> %       |
| Bikeway construction on roads lanes and greenways  | <u>10</u> %       |
| Widening existing roads  | <u>15</u> %       |
| Construct new roads  | <u>30</u> %       |
| Maintenance of existing roadways (i.e., fix pot holes, resurface, better signage, etc)   | <u>10</u> %       |
| Improving street aesthetics (i.e., street trees, street lighting planted medians, etc)   | <u>        </u> % |
| Improving traffic flow (i.e., control # and location of driveways, coordinating signals, additional traffic signals, additional turn lanes, etc) | <u>        </u> % |
| Maintaining adequate public transportation (i.e., buses, bus stops, routing)   | <u>        </u> % |
| Improving street connectivity  | <u>        </u> % |
| Other (Specify)  | <u>        </u> % |

11) What transit services are needed in the Mint Hill area today and in the future?

Today: \_\_\_\_\_

Future: \_\_\_\_\_

12) How likely would you be to increase your use of transit if the following improvements were made?

	Not Likely	Somewhat Likely	Very Likely
More transit routes	<input type="checkbox"/>	<input type="checkbox"/>	<input type="checkbox"/>
More frequent service	<input type="checkbox"/>	<input type="checkbox"/>	<input type="checkbox"/>
Cleaner buses & facilities	<input type="checkbox"/>	<input type="checkbox"/>	<input type="checkbox"/>
Light/commuter rail	<input type="checkbox"/>	<input type="checkbox"/>	<input type="checkbox"/>
Other (describe)	<input type="checkbox"/>	<input type="checkbox"/>	<input type="checkbox"/>

\_\_\_\_\_

13) Transportation funding sources:  
If additional funding for transportation improvement is needed, would you support any of the following sources? (Check all that apply)

- ☐ Higher gas tax
- ☐ Higher sales tax
- ☐ Higher property tax
- ☐ Tolls on roads
- ☒ Development impact fees (developers may pass through to new home buyers)
- ☐ Transportation bonds (borrowing)
- ☒ Real Estate/Property Transfer Tax
- ☐ Other: (please specify) \_\_\_\_\_

14) Please rate the list of proposed improvements?

SERVICE	LEAST	←————→			MOST
Plant trees along streets	<input type="checkbox"/> 1	<input type="checkbox"/> 2	<input checked="" type="checkbox"/> 3	<input type="checkbox"/> 4	<input type="checkbox"/> 5
Town entry features	<input type="checkbox"/> 1	<input type="checkbox"/> 2	<input type="checkbox"/> 3	<input checked="" type="checkbox"/> 4	<input type="checkbox"/> 5
Improve storm drainage facilities	<input type="checkbox"/> 1	<input type="checkbox"/> 2	<input type="checkbox"/> 3	<input checked="" type="checkbox"/> 4	<input type="checkbox"/> 5
Neighborhood traffic calming	<input type="checkbox"/> 1	<input checked="" type="checkbox"/> 2	<input type="checkbox"/> 3	<input type="checkbox"/> 4	<input type="checkbox"/> 5
Additional parks & rec facilities	<input type="checkbox"/> 1	<input type="checkbox"/> 2	<input type="checkbox"/> 3	<input checked="" type="checkbox"/> 4	<input type="checkbox"/> 5
Bicycle facilities	<input type="checkbox"/> 1	<input type="checkbox"/> 2	<input checked="" type="checkbox"/> 3	<input type="checkbox"/> 4	<input type="checkbox"/> 5
Sidewalks	<input type="checkbox"/> 1	<input type="checkbox"/> 2	<input checked="" type="checkbox"/> 3	<input type="checkbox"/> 4	<input type="checkbox"/> 5
Greenway System	<input type="checkbox"/> 1	<input type="checkbox"/> 2	<input type="checkbox"/> 3	<input checked="" type="checkbox"/> 4	<input type="checkbox"/> 5
Downtown/Town Center	<input type="checkbox"/> 1	<input type="checkbox"/> 2	<input type="checkbox"/> 3	<input checked="" type="checkbox"/> 4	<input type="checkbox"/> 5

Other (Please specify) \_\_\_\_\_

15) General comments:

\_\_\_\_\_

\_\_\_\_\_

\_\_\_\_\_

\_\_\_\_\_

# Transportation Survey

1) How long have you lived in the Town of Mint Hill? (Check one)

- ☐ Less than one year  
☒ 1-5 years  
☐ 5-10 years  
☐ More than 10 years  
☐ Do not reside in Mint Hill

2) How far is your commute to work? (check one)

- ☐ Within a mile  
☒ 1-5 miles  
☐ 5-10 miles  
☐ More than 10 miles  
☐ Not Applicable

3) Do you work within the Town?

- ☒ Yes  
☐ No

4) What do you LIKE most about the Town of Mint Hill?

Small Town Feel

5) What do you DISLIKE most about the Town of Mint Hill?

Amenities, Restaurants, Shopping

6) How would you rate the following in the Town of Mint Hill? (check one)

	Excellent	Good	Fair	Poor
Condition of Roads	<input type="checkbox"/>	<input type="checkbox"/>	<input checked="" type="checkbox"/>	<input type="checkbox"/>
Traffic Congestion	<input type="checkbox"/>	<input checked="" type="checkbox"/>	<input type="checkbox"/>	<input type="checkbox"/>
Attractiveness of Roads	<input type="checkbox"/>	<input type="checkbox"/>	<input checked="" type="checkbox"/>	<input type="checkbox"/>
Traffic Safety	<input type="checkbox"/>	<input checked="" type="checkbox"/>	<input type="checkbox"/>	<input type="checkbox"/>
Walking Environment (i.e., sidewalks)	<input type="checkbox"/>	<input type="checkbox"/>	<input checked="" type="checkbox"/>	<input type="checkbox"/>
Bicycling Environment	<input type="checkbox"/>	<input type="checkbox"/>	<input checked="" type="checkbox"/>	<input type="checkbox"/>
Signal System (i.e., traffic lights)	<input type="checkbox"/>	<input checked="" type="checkbox"/>	<input type="checkbox"/>	<input type="checkbox"/>
Comments:				

7) Overall, how would you rate your travel experiences in the Mint Hill area?

- ☐ Excellent  
☐ Good  
☒ Fair  
☐ Poor

8) Name any specific areas of Mint Hill that you avoid traveling due to concerns about traffic congestion.

Wilgrove - Mint Hill Rd

9) What specific changes would you recommend to improve the quality of transportation in the Mint Hill area?

Improve Interchange at 218, Bartlett and Park on Fairview.  
Widen Wilgrove - Mint Hill Rd

10) If you had an infinite amount of money to spend on transportation, designate what percentage you would allocate to the following improvements. Note your total should equal 100%.

Neighborhood traffic calming (4-way stop, speed humps, and raised crosswalks)	<u>          </u> %
Sidewalk construction and repairs	<u>15</u> %
Bikeway construction on roads lanes and greenways	<u>25</u> %
Widening existing roads	<u>15</u> %
Construct new roads	<u>          </u> %
Maintenance of existing roadways (i.e., fix pot holes, resurface, better signage, etc)	<u>25</u> %
Improving street aesthetics (i.e., street trees, street lighting planted medians, etc)	<u>5</u> %
Improving traffic flow (i.e., control # and location of driveways, coordinating signals, additional traffic signals, additional turn lanes, etc)	<u>15</u> %
Maintaining adequate public transportation (i.e., buses, bus stops, routing)	<u>          </u> %
Improving street connectivity	<u>          </u> %
Other (Specify)	<u>          </u> %

11) What transit services are needed in the Mint Hill area today and in the future?

Today: \_\_\_\_\_

Future: \_\_\_\_\_

12) How likely would you be to increase your use of transit if the following improvements were made?

	Not Likely	Somewhat Likely	Very Likely
More transit routes	<input checked="" type="checkbox"/>	<input type="checkbox"/>	<input type="checkbox"/>
More frequent service	<input checked="" type="checkbox"/>	<input type="checkbox"/>	<input type="checkbox"/>
Cleaner buses & facilities	<input checked="" type="checkbox"/>	<input type="checkbox"/>	<input type="checkbox"/>
Light/commuter rail	<input checked="" type="checkbox"/>	<input type="checkbox"/>	<input type="checkbox"/>
Other (describe)	<input checked="" type="checkbox"/>	<input type="checkbox"/>	<input type="checkbox"/>

\_\_\_\_\_

13) Transportation funding sources:  
If additional funding for transportation improvement is needed, would you support any of the following sources? (Check all that apply)

- ☐ Higher gas tax
- ☐ Higher sales tax
- ☐ Higher property tax
- ☐ Tolls on roads
- ☐ Development impact fees (developers may pass through to new home buyers)
- ☐ Transportation bonds (borrowing)
- ☐ Real Estate/Property Transfer Tax
- ☐ Other: (please specify) \_\_\_\_\_

14) Please rate the list of proposed improvements?

SERVICE	LEAST					MOST
Plant trees along streets	<input type="text" value="1"/>	<input type="text" value="2"/>	<input type="text" value="3"/>	<input type="text" value="4"/>	<input type="text" value="5"/>	
Town entry features	<input type="text" value="1"/>	<input type="text" value="2"/>	<input type="text" value="3"/>	<input type="text" value="4"/>	<input type="text" value="5"/>	
Improve storm drainage facilities	<input type="text" value="1"/>	<input type="text" value="2"/>	<input type="text" value="3"/>	<input type="text" value="4"/>	<input type="text" value="5"/>	
Neighborhood traffic calming	<input type="text" value="1"/>	<input type="text" value="2"/>	<input type="text" value="3"/>	<input type="text" value="4"/>	<input type="text" value="5"/>	
Additional parks & rec facilities	<input type="text" value="1"/>	<input type="text" value="2"/>	<input type="text" value="3"/>	<input type="text" value="4"/>	<input type="text" value="5"/>	
Bicycle facilities	<input type="text" value="1"/>	<input type="text" value="2"/>	<input type="text" value="3"/>	<input type="text" value="4"/>	<input type="text" value="5"/>	
Sidewalks	<input type="text" value="1"/>	<input type="text" value="2"/>	<input type="text" value="3"/>	<input type="text" value="4"/>	<input type="text" value="5"/>	
Greenway System	<input type="text" value="1"/>	<input type="text" value="2"/>	<input type="text" value="3"/>	<input type="text" value="4"/>	<input type="text" value="5"/>	
Downtown/Town Center	<input type="text" value="1"/>	<input type="text" value="2"/>	<input type="text" value="3"/>	<input type="text" value="4"/>	<input type="text" value="5"/>	
Other (Please specify)	_____					

15) General comments:

\_\_\_\_\_

\_\_\_\_\_

\_\_\_\_\_

\_\_\_\_\_

# Transportation Survey

- 1) How long have you lived in the Town of Mint Hill? *(Check one)*
- ☐ Less than one year

☐ 1-5 years

☐ 5-10 years

☐ More than 10 years

☐ Do not reside in Mint Hill

- 2) How far is your commute to work? *(check one)*
- ☐ Within a mile

☐ 1-5 miles

☐ 5-10 miles

☐ More than 10 miles

☐ Not Applicable

- 3) Do you work within the Town?
- ☐ Yes

☐ No

- 4) What do you LIKE most about the Town of Mint Hill?
- 

- 5) What do you DISLIKE most about the Town of Mint Hill?
- 

- 6) How would you rate the following in the Town of Mint Hill? *(check one)*
- |                                       | <i>Excellent</i>         | <i>Good</i>              | <i>Fair</i>              | <i>Poor</i>              |
|---------------------------------------|--------------------------|--------------------------|--------------------------|--------------------------|
| Condition of Roads                    | <input type="checkbox"/> | <input type="checkbox"/> | <input type="checkbox"/> | <input type="checkbox"/> |
| Traffic Congestion                    | <input type="checkbox"/> | <input type="checkbox"/> | <input type="checkbox"/> | <input type="checkbox"/> |
| Attractiveness of Roads               | <input type="checkbox"/> | <input type="checkbox"/> | <input type="checkbox"/> | <input type="checkbox"/> |
| Traffic Safety                        | <input type="checkbox"/> | <input type="checkbox"/> | <input type="checkbox"/> | <input type="checkbox"/> |
| Walking Environment (i.e., sidewalks) | <input type="checkbox"/> | <input type="checkbox"/> | <input type="checkbox"/> | <input type="checkbox"/> |
| Bicycling Environment                 | <input type="checkbox"/> | <input type="checkbox"/> | <input type="checkbox"/> | <input type="checkbox"/> |
| Signal System (i.e., traffic lights)  | <input type="checkbox"/> | <input type="checkbox"/> | <input type="checkbox"/> | <input type="checkbox"/> |
| Comments:                             |                          |                          |                          |                          |
|                                       |                          |                          |                          |                          |
|                                       |                          |                          |                          |                          |

- 7) Overall, how would you rate your travel experiences in the Mint Hill area?
- ☐ Excellent

☐ Good

☐ Fair

☐ Poor

- 8) Name any specific areas of Mint Hill that you avoid traveling due to concerns about traffic congestion.
- 

- 9) What specific changes would you recommend to improve the quality of transportation in the Mint Hill area?
- 

- 10) If you had an infinite amount of money to spend on transportation, designate what percentage you would allocate to the following improvements. Note your total should equal 100%.
- Neighborhood traffic calming (4-way stop, speed humps, and raised crosswalks)

%

Sidewalk construction and repairs

%

Bikeway construction on roads lanes and greenways

%

Widening existing roads

%

Construct new roads

%

Maintenance of existing roadways (i.e., fix pot holes, resurface, better signage, etc)

%

Improving street aesthetics (i.e., street trees, street lighting planted medians, etc)

%

Improving traffic flow (i.e., control # and location of driveways, coordinating signals, additional traffic signals, additional turn lanes, etc)

%

Maintaining adequate public transportation (i.e., buses, bus stops, routing)

%

Improving street connectivity

%

Other (Specify)

%

11) What transit services are needed in the Mint Hill area today and in the future?

Today: \_\_\_\_\_

Future: \_\_\_\_\_

12) How likely would you be to increase your use of transit if the following improvements were made?

	Not Likely	Somewhat Likely	Very Likely
More transit routes	<input type="checkbox"/>	<input type="checkbox"/>	<input type="checkbox"/>
More frequent service	<input type="checkbox"/>	<input type="checkbox"/>	<input type="checkbox"/>
Cleaner buses & facilities	<input type="checkbox"/>	<input type="checkbox"/>	<input type="checkbox"/>
Light/commuter rail	<input type="checkbox"/>	<input type="checkbox"/>	<input type="checkbox"/>
Other (describe)	<input type="checkbox"/>	<input type="checkbox"/>	<input type="checkbox"/>

\_\_\_\_\_

13) Transportation funding sources:  
If additional funding for transportation improvement is needed, would you support any of the following sources? (Check all that apply)

- ☐ Higher gas tax
- ☐ Higher sales tax
- ☐ Higher property tax
- ☐ Tolls on roads
- ☐ Development impact fees (developers may pass through to new home buyers)
- ☐ Transportation bonds (borrowing)
- ☐ Real Estate/Property Transfer Tax
- ☐ Other: (please specify) \_\_\_\_\_

14) Please rate the list of proposed improvements?

SERVICE	LEAST				MOST
Plant trees along streets	<input type="text" value="1"/>	<input type="text" value="2"/>	<input type="text" value="3"/>	<input type="text" value="4"/>	<input type="text" value="5"/>
Town entry features	<input type="text" value="1"/>	<input type="text" value="2"/>	<input type="text" value="3"/>	<input type="text" value="4"/>	<input type="text" value="5"/>
Improve storm drainage facilities	<input type="text" value="1"/>	<input type="text" value="2"/>	<input type="text" value="3"/>	<input type="text" value="4"/>	<input type="text" value="5"/>
Neighborhood traffic calming	<input type="text" value="1"/>	<input type="text" value="2"/>	<input type="text" value="3"/>	<input type="text" value="4"/>	<input type="text" value="5"/>
Additional parks & rec facilities	<input type="text" value="1"/>	<input type="text" value="2"/>	<input type="text" value="3"/>	<input type="text" value="4"/>	<input type="text" value="5"/>
Bicycle facilities	<input type="text" value="1"/>	<input type="text" value="2"/>	<input type="text" value="3"/>	<input type="text" value="4"/>	<input type="text" value="5"/>
Sidewalks	<input type="text" value="1"/>	<input type="text" value="2"/>	<input type="text" value="3"/>	<input type="text" value="4"/>	<input type="text" value="5"/>
Greenway System	<input type="text" value="1"/>	<input type="text" value="2"/>	<input type="text" value="3"/>	<input type="text" value="4"/>	<input type="text" value="5"/>
Downtown/Town Center	<input type="text" value="1"/>	<input type="text" value="2"/>	<input type="text" value="3"/>	<input type="text" value="4"/>	<input type="text" value="5"/>

Other (Please specify) \_\_\_\_\_

15) General comments:

Concerned About  
Safety of Beech Mint,  
Mint Forest, + Mintwood  
with connecting  
WE cannot walk, run  
with the traffic  
my child can't ride her bike

# Transportation Survey

- 1) How long have you lived in the Town of Mint Hill? (Check one)
- ☐ Less than one year
  - ☐ 1-5 years
  - ☒ 5-10 years
  - ☐ More than 10 years
  - ☐ Do not reside in Mint Hill

- 2) How far is your commute to work? (check one)
- ☐ Within a mile
  - ☒ 1-5 miles
  - ☐ 5-10 miles
  - ☐ More than 10 miles
  - ☐ Not Applicable

- 3) Do you work within the Town?
- ☒ Yes
  - ☐ No

- 4) What do you LIKE most about the Town of Mint Hill?
- FIL OF Community

- 5) What do you DISLIKE most about the Town of Mint Hill?
- Connectivity

- 6) How would you rate the following in the Town of Mint Hill? (check one)

	Excellent	Good	Fair	Poor
Condition of Roads	<input type="checkbox"/>	<input type="checkbox"/>	<input checked="" type="checkbox"/>	<input type="checkbox"/>
Traffic Congestion	<input type="checkbox"/>	<input type="checkbox"/>	<input checked="" type="checkbox"/>	<input type="checkbox"/>
Attractiveness of Roads	<input type="checkbox"/>	<input type="checkbox"/>	<input type="checkbox"/>	<input checked="" type="checkbox"/>
Traffic Safety	<input type="checkbox"/>	<input type="checkbox"/>	<input type="checkbox"/>	<input checked="" type="checkbox"/>
Walking Environment (i.e., sidewalks)	<input type="checkbox"/>	<input type="checkbox"/>	<input type="checkbox"/>	<input checked="" type="checkbox"/>
Bicycling Environment	<input type="checkbox"/>	<input type="checkbox"/>	<input type="checkbox"/>	<input checked="" type="checkbox"/>
Signal System (i.e., traffic lights)	<input type="checkbox"/>	<input type="checkbox"/>	<input checked="" type="checkbox"/>	<input type="checkbox"/>
Comments:	<u>hard to walk or run</u> <u>in town or neighborhoods</u> <u>with all narrow roads</u>			

- 7) Overall, how would you rate your travel experiences in the Mint Hill area?

- ☐ Excellent
- ☐ Good
- ☒ Fair
- ☐ Poor

- 8) Name any specific areas of Mint Hill that you avoid traveling due to concerns about traffic congestion.

no

- 9) What specific changes would you recommend to improve the quality of transportation in the Mint Hill area?

✓ roads before you decide  
what you are going to do with  
them let neighborhood know your

- 10) If you had an infinite amount of money to spend on transportation, designate what percentage you would allocate to the following improvements. Note your total should equal 100%.

Neighborhood traffic calming (4-way stop, speed humps, and raised crosswalks)	<u>10</u> %	before make decision to change neighbor hood - structure
Sidewalk construction and repairs	<u>10</u> %	
Bikeway construction on roads lanes and greenways	<u>5</u> %	
Widening existing roads	<u>10</u> %	
Construct new roads	<u>5</u> %	
Maintenance of existing roadways (i.e., fix pot holes, resurface, better signage, etc)	<u>10</u> %	
Improving street aesthetics (i.e., street trees, street lighting planted medians, etc)	<u>20</u> %	
Improving traffic flow (i.e., control # and location of driveways, coordinating signals, additional traffic signals, additional turn lanes, etc)	<u>30</u> %	
Maintaining adequate public transportation (i.e., buses, bus stops, routing)	<u>5</u> %	
Improving street connectivity	<u>0</u> %	
Other (Specify) _____	_____ %	



11) What transit services are needed in the Mint Hill area today and in the future?

Today: NONE

Future: \_\_\_\_\_

12) How likely would you be to increase your use of transit if the following improvements were made?

	Not Likely	Somewhat Likely	Very Likely
More transit routes	<input checked="" type="checkbox"/>	<input type="checkbox"/>	<input type="checkbox"/>
More frequent service	<input checked="" type="checkbox"/>	<input type="checkbox"/>	<input type="checkbox"/>
Cleaner buses & facilities	<input checked="" type="checkbox"/>	<input type="checkbox"/>	<input type="checkbox"/>
Light/commuter rail	<input checked="" type="checkbox"/>	<input type="checkbox"/>	<input type="checkbox"/>
Other (describe)	<input type="checkbox"/>	<input type="checkbox"/>	<input type="checkbox"/>

13) Transportation funding sources:

If additional funding for transportation improvement is needed, would you support any of the following sources? (Check all that apply)

- ☐ Higher gas tax
- ☐ Higher sales tax
- ☐ Higher property tax
- ☐ Tolls on roads
- ☒ Development impact fees (developers may pass through to new home buyers)
- ☐ Transportation bonds (borrowing)
- ☐ Real Estate/Property Transfer Tax
- ☐ Other: (please specify) \_\_\_\_\_

14) Please rate the list of proposed improvements?

SERVICE	LEAST				MOST
Plant trees along streets	<input type="checkbox"/> 1	<input type="checkbox"/> 2	<input type="checkbox"/> 3	<input checked="" type="checkbox"/> 4	<input type="checkbox"/> 5
Town entry features	<input type="checkbox"/> 1	<input type="checkbox"/> 2	<input type="checkbox"/> 3	<input checked="" type="checkbox"/> 4	<input type="checkbox"/> 5
Improve storm drainage facilities	<input type="checkbox"/> 1	<input checked="" type="checkbox"/> 2	<input type="checkbox"/> 3	<input type="checkbox"/> 4	<input type="checkbox"/> 5
Neighborhood traffic calming	<input type="checkbox"/> 1	<input type="checkbox"/> 2	<input checked="" type="checkbox"/> 3	<input type="checkbox"/> 4	<input type="checkbox"/> 5
Additional parks & rec facilities	<input type="checkbox"/> 1	<input checked="" type="checkbox"/> 2	<input type="checkbox"/> 3	<input type="checkbox"/> 4	<input type="checkbox"/> 5
Bicycle facilities	<input type="checkbox"/> 1	<input checked="" type="checkbox"/> 2	<input type="checkbox"/> 3	<input type="checkbox"/> 4	<input type="checkbox"/> 5
Sidewalks	<input type="checkbox"/> 1	<input type="checkbox"/> 2	<input checked="" type="checkbox"/> 3	<input type="checkbox"/> 4	<input type="checkbox"/> 5
Greenway System	<input type="checkbox"/> 1	<input type="checkbox"/> 2	<input checked="" type="checkbox"/> 3	<input type="checkbox"/> 4	<input type="checkbox"/> 5
Downtown/Town Center	<input type="checkbox"/> 1	<input type="checkbox"/> 2	<input checked="" type="checkbox"/> 3	<input type="checkbox"/> 4	<input type="checkbox"/> 5

Other (Please specify) \_\_\_\_\_

15) General comments:

Please look at all roads before connecting for safety reasons. people can not walk play, run, visit on the streets we are not a neighborhood anymore.

# Transportation Survey

1) How long have you lived in the Town of Mint Hill? (Check one)

- ☐ Less than one year  
☐ 1-5 years  
☐ 5-10 years  
☒ More than 10 years  
☐ Do not reside in Mint Hill

2) How far is your commute to work? (check one)

- ☐ Within a mile  
☐ 1-5 miles  
☒ 5-10 miles  
☐ More than 10 miles  
☐ Not Applicable

3) Do you work within the Town?

- ☒ Yes  
☐ No

4) What do you LIKE most about the Town of Mint Hill?

Still the Country - Lots of tree - not too much development yet

5) What do you DISLIKE most about the Town of Mint Hill? Connectivity! we are losing the small community feeling in the neighborhoods  
Downtown is in bad shape - looks bad.

6) How would you rate the following in the Town of Mint Hill? (check one)

	Excellent	Good	Fair	Poor
Condition of Roads	<input type="checkbox"/>	<input checked="" type="checkbox"/>	<input type="checkbox"/>	<input type="checkbox"/>
Traffic Congestion	<input type="checkbox"/>	<input type="checkbox"/>	<input checked="" type="checkbox"/>	<input type="checkbox"/>
Attractiveness of Roads	<input type="checkbox"/>	<input checked="" type="checkbox"/>	<input type="checkbox"/>	<input type="checkbox"/>
Traffic Safety	<input type="checkbox"/>	<input checked="" type="checkbox"/>	<input type="checkbox"/>	<input type="checkbox"/>
Walking Environment (i.e., sidewalks)	<input type="checkbox"/>	<input type="checkbox"/>	<input checked="" type="checkbox"/>	<input type="checkbox"/>
Bicycling Environment	<input type="checkbox"/>	<input type="checkbox"/>	<input checked="" type="checkbox"/>	<input type="checkbox"/>
Signal System (i.e., traffic lights)	<input type="checkbox"/>	<input checked="" type="checkbox"/>	<input type="checkbox"/>	<input type="checkbox"/>
Comments:				

7) Overall, how would you rate your travel experiences in the Mint Hill area?

- ☐ Excellent  
☒ Good  
☐ Fair  
☐ Poor

8) Name any specific areas of Mint Hill that you avoid traveling due to concerns about traffic congestion.

Queens Grant mid afternoon.

9) What specific changes would you recommend to improve the quality of transportation in the Mint Hill area?

(first)  
make sure the roads can handle the growth

10) If you had an infinite amount of money to spend on transportation, designate what percentage you would allocate to the following improvements. Note your total should equal 100%.

Neighborhood traffic calming (4-way stop, speed humps, and raised crosswalks)	<u>25</u> %
Sidewalk construction and repairs	<u>3</u> %
Bikeway construction on roads lanes and greenways	<u>2</u> %
Widening existing roads	<u>10</u> %
Construct new roads	<u>5</u> %
Maintenance of existing roadways (i.e., fix pot holes, resurface, better signage, etc)	<u>20</u> %
Improving street aesthetics (i.e., street trees, street lighting planted medians, etc)	<u>10</u> %
Improving traffic flow (i.e., control # and location of driveways, coordinating signals, additional traffic signals, additional turn lanes, etc)	<u>20</u> %
Maintaining adequate public transportation (i.e., buses, bus stops, routing)	<u>5</u> %
Improving street connectivity	<u>Too much connectivity!</u> <u>10</u> %
Other (Specify) _____	<u>1</u> %

Please try to get it right the first time  
I'm so sick of seeing work done + re done  
in mint Hill. Where are we getting the \$ to  
re-do the same work!

11) What transit services are needed in the Mint Hill area today and in the future?

Today: Park + Ride

Future: ?

12) How likely would you be to increase your use of transit if the following improvements were made?

	Not Likely	Somewhat Likely	Very Likely
More transit routes	<input checked="" type="checkbox"/>	<input type="checkbox"/>	<input type="checkbox"/>
More frequent service	<input checked="" type="checkbox"/>	<input type="checkbox"/>	<input type="checkbox"/>
Cleaner buses & facilities	<input checked="" type="checkbox"/>	<input type="checkbox"/>	<input type="checkbox"/>
Light/commuter rail	<input checked="" type="checkbox"/>	<input type="checkbox"/>	<input type="checkbox"/>
Other (describe)	<input checked="" type="checkbox"/>	<input type="checkbox"/>	<input type="checkbox"/>

13) Transportation funding sources:

If additional funding for transportation improvement is needed, would you support any of the following sources? (Check all that apply)

- ☐ Higher gas tax
- ☐ Higher sales tax
- ☐ Higher property tax
- ☐ Tolls on roads
- ☒ Development impact fees (developers may pass through to new home buyers)
- ☒ Transportation bonds (borrowing)
- ☐ Real Estate/Property Transfer Tax
- ☐ Other: (please specify) \_\_\_\_\_

14) Please rate the list of proposed improvements?

SERVICE	LEAST				MOST
Plant trees along streets	<input type="checkbox"/> 1	<input type="checkbox"/> 2	<input type="checkbox"/> 3	<input type="checkbox"/> 4	<input type="checkbox"/> 5
Town entry features	<input type="checkbox"/> 1	<input type="checkbox"/> 2	<input type="checkbox"/> 3	<input checked="" type="checkbox"/> 4	<input type="checkbox"/> 5
Improve storm drainage facilities	<input type="checkbox"/> 1	<input type="checkbox"/> 2	<input type="checkbox"/> 3	<input type="checkbox"/> 4	<input checked="" type="checkbox"/> 5
Neighborhood traffic calming	<input type="checkbox"/> 1	<input type="checkbox"/> 2	<input type="checkbox"/> 3	<input type="checkbox"/> 4	<input checked="" type="checkbox"/> 5
Additional parks & rec facilities	<input checked="" type="checkbox"/> 1	<input type="checkbox"/> 2	<input type="checkbox"/> 3	<input type="checkbox"/> 4	<input type="checkbox"/> 5
Bicycle facilities	<input type="checkbox"/> 1	<input checked="" type="checkbox"/> 2	<input type="checkbox"/> 3	<input type="checkbox"/> 4	<input type="checkbox"/> 5
Sidewalks	<input type="checkbox"/> 1	<input checked="" type="checkbox"/> 2	<input type="checkbox"/> 3	<input type="checkbox"/> 4	<input type="checkbox"/> 5
Greenway System	<input type="checkbox"/> 1	<input checked="" type="checkbox"/> 2	<input type="checkbox"/> 3	<input type="checkbox"/> 4	<input type="checkbox"/> 5
Downtown/Town Center	<input type="checkbox"/> 1	<input type="checkbox"/> 2	<input type="checkbox"/> 3	<input checked="" type="checkbox"/> 4	<input type="checkbox"/> 5

Other (Please specify) \_\_\_\_\_

15) General comments:

Connectivity is not a good idea. Small  
neighborhoods w/ family watch programs are  
turning small towns. Children can't ride  
their bikes anymore! "If it aint broke  
don't fix it"  
The roads in the neighborhoods are way too narrow  
to keep connecting new  
neighborhoods and lots more traffic to them.



11) What transit services are needed in the Mint Hill area today and in the future?

Today: NONE

Future: BUS SERVICE (MORE)

12) How likely would you be to increase your use of transit if the following improvements were made?

	Not Likely	Somewhat Likely	Very Likely
More transit routes	<input checked="" type="checkbox"/>	<input type="checkbox"/>	<input type="checkbox"/>
More frequent service	<input checked="" type="checkbox"/>	<input type="checkbox"/>	<input type="checkbox"/>
Cleaner buses & facilities	<input checked="" type="checkbox"/>	<input type="checkbox"/>	<input type="checkbox"/>
Light/commuter rail	<input checked="" type="checkbox"/>	<input type="checkbox"/>	<input type="checkbox"/>
Other (describe)	<input type="checkbox"/>	<input type="checkbox"/>	<input type="checkbox"/>

13) Transportation funding sources:  
If additional funding for transportation improvement is needed, would you support any of the following sources? (Check all that apply)

- ☐ Higher gas tax
- ☐ Higher sales tax
- ☒ Higher property tax
- ☐ Tolls on roads
- ☐ Development impact fees (developers may pass through to new home buyers)
- ☐ Transportation bonds (borrowing)
- ☐ Real Estate/Property Transfer Tax
- ☐ Other: (please specify) \_\_\_\_\_

14) Please rate the list of proposed improvements?

SERVICE	LEAST	←————→ MOST			
Plant trees along streets	<input checked="" type="checkbox"/>	<input type="checkbox"/> 2	<input type="checkbox"/> 3	<input type="checkbox"/> 4	<input type="checkbox"/> 5
Town entry features	<input type="checkbox"/> 1	<input type="checkbox"/> 2	<input checked="" type="checkbox"/>	<input type="checkbox"/> 4	<input type="checkbox"/> 5
Improve storm drainage facilities	<input type="checkbox"/> 1	<input checked="" type="checkbox"/>	<input type="checkbox"/> 3	<input type="checkbox"/> 4	<input type="checkbox"/> 5
Neighborhood traffic calming	<input checked="" type="checkbox"/>	<input type="checkbox"/> 2	<input type="checkbox"/> 3	<input type="checkbox"/> 4	<input type="checkbox"/> 5
Additional parks & rec facilities	<input checked="" type="checkbox"/>	<input type="checkbox"/> 2	<input type="checkbox"/> 3	<input type="checkbox"/> 4	<input type="checkbox"/> 5
Bicycle facilities	<input checked="" type="checkbox"/>	<input type="checkbox"/> 2	<input type="checkbox"/> 3	<input type="checkbox"/> 4	<input type="checkbox"/> 5
Sidewalks	<input checked="" type="checkbox"/>	<input type="checkbox"/> 2	<input type="checkbox"/> 3	<input type="checkbox"/> 4	<input type="checkbox"/> 5
Greenway System	<input type="checkbox"/> 1	<input checked="" type="checkbox"/>	<input type="checkbox"/> 3	<input type="checkbox"/> 4	<input type="checkbox"/> 5
Downtown/Town Center	<input type="checkbox"/> 1	<input checked="" type="checkbox"/>	<input type="checkbox"/> 3	<input type="checkbox"/> 4	<input type="checkbox"/> 5

Other (Please specify) \_\_\_\_\_

15) General comments:

\_\_\_\_\_

\_\_\_\_\_

\_\_\_\_\_

\_\_\_\_\_

- ☐ Less than one year  
☐ 1-5 years  
☐ 5-10 years  
☒ More than 10 years  
☐ Do not reside in Mint Hill

- ☐ Within a mile  
☐ 1-5 miles  
☐ 5-10 miles  
☒ More than 10 miles  
☐ Not Applicable

- ☐ Yes  
☒ No

- undeveloped property giving town a country feel

- allowing new residential & commercial development  
without plan for road improvements before cars  
arrive

- 6) How would you rate the following in the Town of Mint Hill? (check one)

	<i>Excellent</i>	<i>Good</i>	<i>Fair</i>	<i>Poor</i>
Condition of Roads	<input type="checkbox"/>	<input checked="" type="checkbox"/>	<input type="checkbox"/>	<input type="checkbox"/>
Traffic Congestion	<input type="checkbox"/>	<input checked="" type="checkbox"/>	<input type="checkbox"/>	<input type="checkbox"/>
Attractiveness of Roads	<input type="checkbox"/>	<input type="checkbox"/>	<input checked="" type="checkbox"/>	<input type="checkbox"/>
Traffic Safety	<input type="checkbox"/>	<input checked="" type="checkbox"/>	<input type="checkbox"/>	<input type="checkbox"/>
Walking Environment (i.e., sidewalks)	<input type="checkbox"/>	<input type="checkbox"/>	<input checked="" type="checkbox"/>	<input type="checkbox"/>
Bicycling Environment	<input type="checkbox"/>	<input type="checkbox"/>	<input type="checkbox"/>	<input checked="" type="checkbox"/>
Signal System (i.e., traffic lights)	<input type="checkbox"/>	<input type="checkbox"/>	<input checked="" type="checkbox"/>	<input type="checkbox"/>

Comments:

- ☐ Excellent  
☒ Good  
☐ Fair  
☐ Poor

- L on Lebanon Rd to Hwy 51 during evening rush hours  
L on Idlewild Rd to Hwy 51      "      "

- 7 (also)

- |  |           |   |
|--|-----------|---|
| Neighborhood traffic calming (4-way stop, speed humps, and raised crosswalks)  | <u>10</u> | % |
| Sidewalk construction and repairs  | <u>10</u> | % |
| Bikeway construction on roads lanes and greenways  | <u>0</u>  | % |
| Widening existing roads  | <u>20</u> | % |
| Construct new roads  | <u>25</u> | % |
| Maintenance of existing roadways (i.e., fix pot holes, resurface, better signage, etc)   | <u>10</u> | % |
| Improving street aesthetics (i.e., street trees, street lighting planted medians, etc)   | <u>5</u>  | % |
| Improving traffic flow (i.e., control # and location of driveways, coordinating signals, additional traffic signals, additional turn lanes, etc) | <u>15</u> | % |
| Maintaining adequate public transportation (i.e., buses, bus stops, routing)   | <u>5</u>  | % |
| Improving street connectivity  | <u>0</u>  | % |
| Other (Specify) _____  |           | % |

don't understand question  
so I can't answer

11) What transit services are needed in the Mint Hill area today and in the future?

Today: \_\_\_\_\_  
Future: Express Bus to uptown / park+ride lot

12) How likely would you be to increase your use of transit if the following improvements were made?

	Not Likely	Somewhat Likely	Very Likely
More transit routes	<input checked="" type="checkbox"/>	<input type="checkbox"/>	<input type="checkbox"/>
More frequent service	<input type="checkbox"/>	<input checked="" type="checkbox"/>	<input type="checkbox"/>
Cleaner buses & facilities	<input type="checkbox"/>	<input checked="" type="checkbox"/>	<input type="checkbox"/>
Light/commuter rail	<input type="checkbox"/>	<input checked="" type="checkbox"/>	<input type="checkbox"/>
Other (describe)	<input type="checkbox"/>	<input checked="" type="checkbox"/>	<input type="checkbox"/>

Van pool

13) Transportation funding sources:  
If additional funding for transportation improvement is needed, would you support any of the following sources? (Check all that apply)

- ☒ Higher gas tax
- ☐ Higher sales tax
- ☐ Higher property tax
- ☒ Tolls on roads
- ☒ Development impact fees (developers may pass through to new home buyers)
- ☒ Transportation bonds (borrowing)
- ☐ Real Estate/Property Transfer Tax
- ☐ Other: (please specify) \_\_\_\_\_

14) Please rate the list of proposed improvements?

SERVICE	LEAST				MOST
Plant trees along streets	<input type="checkbox"/> 1	<input type="checkbox"/> 2	<input type="checkbox"/> 3	<input type="checkbox"/> 4	<input type="checkbox"/> 5
Town entry features	<input type="checkbox"/> 1	<input type="checkbox"/> 2	<input type="checkbox"/> 3	<input type="checkbox"/> 4	<input type="checkbox"/> 5
Improve storm drainage facilities	<input type="checkbox"/> 1	<input type="checkbox"/> 2	<input type="checkbox"/> 3	<input type="checkbox"/> 4	<input type="checkbox"/> 5
Neighborhood traffic calming	<input type="checkbox"/> 1	<input type="checkbox"/> 2	<input type="checkbox"/> 3	<input type="checkbox"/> 4	<input type="checkbox"/> 5
Additional parks & rec facilities	<input type="checkbox"/> 1	<input type="checkbox"/> 2	<input type="checkbox"/> 3	<input type="checkbox"/> 4	<input type="checkbox"/> 5
Bicycle facilities	<input type="checkbox"/> 1	<input type="checkbox"/> 2	<input type="checkbox"/> 3	<input type="checkbox"/> 4	<input type="checkbox"/> 5
Sidewalks	<input type="checkbox"/> 1	<input type="checkbox"/> 2	<input type="checkbox"/> 3	<input type="checkbox"/> 4	<input type="checkbox"/> 5
Greenway System	<input type="checkbox"/> 1	<input type="checkbox"/> 2	<input type="checkbox"/> 3	<input type="checkbox"/> 4	<input type="checkbox"/> 5
Downtown/Town Center	<input type="checkbox"/> 1	<input type="checkbox"/> 2	<input type="checkbox"/> 3	<input type="checkbox"/> 4	<input type="checkbox"/> 5

Other (Please specify) \_\_\_\_\_

15) General comments:

\_\_\_\_\_  
\_\_\_\_\_  
\_\_\_\_\_  
\_\_\_\_\_



# Transportation Survey

- 1) How long have you lived in the Town of Mint Hill? *(Check one)*
- ☐ Less than one year
- ☐ 1-5 years
- ☐ 5-10 years
- ☒ More than 10 years
- ☐ Do not reside in Mint Hill

- 2) How far is your commute to work? *(check one)*
- ☐ Within a mile
- ☐ 1-5 miles
- ☐ 5-10 miles
- ☒ More than 10 miles
- ☐ Not Applicable

- 3) Do you work within the Town?
- ☐ Yes
- ☒ No

- 4) What do you LIKE most about the Town of Mint Hill?
- Proximity to the county-open roads for cycling

- 5) What do you DISLIKE most about the Town of Mint Hill?
- Lack of sidewalks, wider roads for cycling

- 6) How would you rate the following in the Town of Mint Hill? *(check one)*

	Excellent	Good	Fair	Poor
Condition of Roads	<input type="checkbox"/>	<input type="checkbox"/>	<input checked="" type="checkbox"/>	<input type="checkbox"/>
Traffic Congestion	<input type="checkbox"/>	<input checked="" type="checkbox"/>	<input type="checkbox"/>	<input type="checkbox"/>
Attractiveness of Roads	<input type="checkbox"/>	<input type="checkbox"/>	<input checked="" type="checkbox"/>	<input type="checkbox"/>
Traffic Safety	<input type="checkbox"/>	<input checked="" type="checkbox"/>	<input type="checkbox"/>	<input type="checkbox"/>
Walking Environment (i.e., sidewalks)	<input type="checkbox"/>	<input type="checkbox"/>	<input type="checkbox"/>	<input checked="" type="checkbox"/>
Bicycling Environment	<input type="checkbox"/>	<input type="checkbox"/>	<input type="checkbox"/>	<input checked="" type="checkbox"/>
Signal System (i.e., traffic lights)	<input type="checkbox"/>	<input checked="" type="checkbox"/>	<input type="checkbox"/>	<input type="checkbox"/>
Comments:				

- 7) Overall, how would you rate your travel experiences in the Mint Hill area?

- ☐ Excellent
- ☐ Good
- ☒ Fair
- ☐ Poor

- 8) Name any specific areas of Mint Hill that you avoid traveling due to concerns about traffic congestion.

Cycling on Blair Rd, (Hwy 51) due to rough shoulder

- 9) What specific changes would you recommend to improve the quality of transporation in the Mint Hill area?

Transition from small town, rural to small town-urban in regards to moving from narrow country road design to wider roads with sidewalks and connectivity to parks and libraries -

- 10) If you had an infinite amount of money to spend on transportation, designate what percentage you would allocate to the following improvements. Note your total should equal 100%.

Neighborhood traffic calming (4-way stop, speed humps, and raised crosswalks)		%
Sidewalk construction and repairs	10	%
Bikeway construction on roads lanes and greenways	15	%
Widening existing roads	30	%
Construct new roads		%
Maintenance of existing roadways (i.e., fix pot holes, resurface, better signage, etc)	30	%
Improving street aesthetics (i.e., street trees, street lighting planted medians, etc)		%
Improving traffic flow (i.e., control # and location of driveways, coordinating signals, additional traffic signals, additional turn lanes, etc)		%
Maintaining adequate public transportation (i.e., buses, bus stops, routing)		%
Improving street connectivity	15	%
Other (Specify)		%
	100	%

11) What transit services are needed in the Mint Hill area today and in the future?

Today: \_\_\_\_\_

Future: More stops & routes

12) How likely would you be to increase your use of transit if the following improvements were made?

	Not Likely	Somewhat Likely	Very Likely
More transit routes	<input type="checkbox"/>	<input checked="" type="checkbox"/>	<input type="checkbox"/>
More frequent service	<input type="checkbox"/>	<input type="checkbox"/>	<input type="checkbox"/>
Cleaner buses & facilities	<input type="checkbox"/>	<input type="checkbox"/>	<input type="checkbox"/>
Light/commuter rail	<input type="checkbox"/>	<input type="checkbox"/>	<input type="checkbox"/>
Other (describe)	<input type="checkbox"/>	<input type="checkbox"/>	<input type="checkbox"/>

13) Transportation funding sources:  
If additional funding for transportation improvement is needed, would you support any of the following sources? (Check all that apply)

- ☒ Higher gas tax
- ☐ Higher sales tax
- ☒ Higher property tax
- ☐ Tolls on roads
- ☒ Development impact fees (developers may pass through to new home buyers)
- ☒ Transportation bonds (borrowing)
- ☐ Real Estate/Property Transfer Tax
- ☐ Other: (please specify) \_\_\_\_\_

14) Please rate the list of proposed improvements?

SERVICE	LEAST	←-----→			MOST
Plant trees along streets	<input type="checkbox"/> 1	<input checked="" type="checkbox"/> 2	<input type="checkbox"/> 3	<input type="checkbox"/> 4	<input type="checkbox"/> 5
Town entry features	<input checked="" type="checkbox"/> 1	<input type="checkbox"/> 2	<input type="checkbox"/> 3	<input type="checkbox"/> 4	<input type="checkbox"/> 5
Improve storm drainage facilities	<input type="checkbox"/> 1	<input checked="" type="checkbox"/> 2	<input type="checkbox"/> 3	<input type="checkbox"/> 4	<input type="checkbox"/> 5
Neighborhood traffic calming	<input type="checkbox"/> 1	<input checked="" type="checkbox"/> 2	<input type="checkbox"/> 3	<input type="checkbox"/> 4	<input type="checkbox"/> 5
Additional parks & rec facilities	<input type="checkbox"/> 1	<input type="checkbox"/> 2	<input type="checkbox"/> 3	<input checked="" type="checkbox"/> 4	<input type="checkbox"/> 5
Bicycle facilities	<input type="checkbox"/> 1	<input type="checkbox"/> 2	<input type="checkbox"/> 3	<input type="checkbox"/> 4	<input checked="" type="checkbox"/> 5
Sidewalks	<input type="checkbox"/> 1	<input type="checkbox"/> 2	<input type="checkbox"/> 3	<input type="checkbox"/> 4	<input checked="" type="checkbox"/> 5
Greenway System	<input type="checkbox"/> 1	<input type="checkbox"/> 2	<input type="checkbox"/> 3	<input type="checkbox"/> 4	<input checked="" type="checkbox"/> 5
Downtown/Town Center	<input type="checkbox"/> 1	<input checked="" type="checkbox"/> 2	<input type="checkbox"/> 3	<input type="checkbox"/> 4	<input type="checkbox"/> 5

Other (Please specify) \_\_\_\_\_

15) General comments:

Improve community through more  
parks, wider roads, sidewalks and  
bike lanes. Make <sup>walkable and riding</sup> connections between  
neighborhoods.

# Transportation Survey

1) How long have you lived in the Town of Mint Hill? (Check one)

- ☐ Less than one year  
☐ 1-5 years  
☐ 5-10 years  
☒ More than 10 years  
☐ Do not reside in Mint Hill

2) How far is your commute to work? (check one)

- ☐ Within a mile  
☒ 1-5 miles  
☐ 5-10 miles  
☐ More than 10 miles  
☐ Not Applicable

3) Do you work within the Town?

- ☒ Yes  
☐ No

4) What do you LIKE most about the Town of Mint Hill?

Mickey Ellington

5) What do you DISLIKE most about the Town of Mint Hill?

Lee Bailey

6) How would you rate the following in the Town of Mint Hill? (check one)

	Excellent	Good	Fair	Poor
Condition of Roads	<input type="checkbox"/>	<input type="checkbox"/>	<input checked="" type="checkbox"/>	<input type="checkbox"/>
Traffic Congestion	<input type="checkbox"/>	<input type="checkbox"/>	<input type="checkbox"/>	<input checked="" type="checkbox"/>
Attractiveness of Roads	<input type="checkbox"/>	<input type="checkbox"/>	<input type="checkbox"/>	<input checked="" type="checkbox"/>
Traffic Safety	<input type="checkbox"/>	<input type="checkbox"/>	<input checked="" type="checkbox"/>	<input type="checkbox"/>
Walking Environment (i.e., sidewalks)	<input type="checkbox"/>	<input type="checkbox"/>	<input type="checkbox"/>	<input checked="" type="checkbox"/>
Bicycling Environment	<input type="checkbox"/>	<input type="checkbox"/>	<input type="checkbox"/>	<input checked="" type="checkbox"/>
Signal System (i.e., traffic lights)	<input checked="" type="checkbox"/>	<input type="checkbox"/>	<input type="checkbox"/>	<input type="checkbox"/>

Comments:

---

---

7) Overall, how would you rate your travel experiences in the Mint Hill area?

- ☐ Excellent  
☐ Good  
☐ Fair  
☒ Poor

8) Name any specific areas of Mint Hill that you avoid traveling due to concerns about traffic congestion.

Highway 51

9) What specific changes would you recommend to improve the quality of transportation in the Mint Hill area?

Widen Roads

10) If you had an infinite amount of money to spend on transportation, designate what percentage you would allocate to the following improvements. Note your total should equal 100%.

Neighborhood traffic calming (4-way stop, speed humps, and raised crosswalks)	<u>10</u> %
Sidewalk construction and repairs	<u>20</u> %
Bikeway construction on roads lanes and greenways	<u>0</u> %
Widening existing roads	<u>80</u> %
Construct new roads	<u>20</u> %
Maintenance of existing roadways (i.e., fix pot holes, resurface, better signage, etc)	_____ %
Improving street aesthetics (i.e., street trees, street lighting planted medians, etc)	_____ %
Improving traffic flow (i.e., control # and location of driveways, coordinating signals, additional traffic signals, additional turn lanes, etc)	_____ %
Maintaining adequate public transportation (i.e., buses, bus stops, routing)	_____ %
Improving street connectivity	_____ %
Other (Specify) _____	_____ %

11) What transit services are needed in the Mint Hill area today and in the future?

Today: \_\_\_\_\_

Future: \_\_\_\_\_

12) How likely would you be to increase your use of transit if the following improvements were made?

	Not Likely	Somewhat Likely	Very Likely
More transit routes	<input checked="" type="checkbox"/>	<input type="checkbox"/>	<input checked="" type="checkbox"/>
More frequent service	<input checked="" type="checkbox"/>	<input type="checkbox"/>	<input checked="" type="checkbox"/>
Cleaner buses & facilities	<input checked="" type="checkbox"/>	<input type="checkbox"/>	<input checked="" type="checkbox"/>
Light/commuter rail	<input checked="" type="checkbox"/>	<input type="checkbox"/>	<input checked="" type="checkbox"/>
Other (describe)	<input checked="" type="checkbox"/>	<input type="checkbox"/>	<input checked="" type="checkbox"/>

13) Transportation funding sources:  
If additional funding for transportation improvement is needed, would you support any of the following sources? (Check all that apply)

- ☐ Higher gas tax
- ☐ Higher sales tax
- ☐ Higher property tax
- ☐ Tolls on roads
- ☒ Development impact fees (developers may pass through to new home buyers)
- ☐ Transportation bonds (borrowing)
- ☐ Real Estate/Property Transfer Tax
- ☐ Other: (please specify) \_\_\_\_\_

14) Please rate the list of proposed improvements?

SERVICE	LEAST	←-----→ MOST			
Plant trees along streets	<input type="checkbox"/> 1	<input type="checkbox"/> 2	<input type="checkbox"/> 3	<input type="checkbox"/> 4	<input checked="" type="checkbox"/> 5
Town entry features	<input type="checkbox"/> 1	<input type="checkbox"/> 2	<input type="checkbox"/> 3	<input checked="" type="checkbox"/> 4	<input type="checkbox"/> 5
Improve storm drainage facilities	<input checked="" type="checkbox"/> 1	<input type="checkbox"/> 2	<input type="checkbox"/> 3	<input type="checkbox"/> 4	<input type="checkbox"/> 5
Neighborhood traffic calming	<input type="checkbox"/> 1	<input type="checkbox"/> 2	<input checked="" type="checkbox"/> 3	<input type="checkbox"/> 4	<input type="checkbox"/> 5
Additional parks & rec facilities	<input checked="" type="checkbox"/> 1	<input type="checkbox"/> 2	<input type="checkbox"/> 3	<input type="checkbox"/> 4	<input type="checkbox"/> 5
Bicycle facilities	<input checked="" type="checkbox"/> 1	<input type="checkbox"/> 2	<input type="checkbox"/> 3	<input type="checkbox"/> 4	<input type="checkbox"/> 5
Sidewalks	<input type="checkbox"/> 1	<input type="checkbox"/> 2	<input type="checkbox"/> 3	<input type="checkbox"/> 4	<input checked="" type="checkbox"/> 5
Greenway System	<input checked="" type="checkbox"/> 1	<input type="checkbox"/> 2	<input type="checkbox"/> 3	<input type="checkbox"/> 4	<input type="checkbox"/> 5
Downtown/Town Center	<input checked="" type="checkbox"/> 1	<input type="checkbox"/> 2	<input type="checkbox"/> 3	<input type="checkbox"/> 4	<input type="checkbox"/> 5

Other (Please specify) \_\_\_\_\_

15) General comments:

\_\_\_\_\_

\_\_\_\_\_

\_\_\_\_\_

\_\_\_\_\_

# Transportation Survey

1) How long have you lived in the Town of Mint Hill? (Check one)

- ☐ Less than one year  
☐ 1-5 years  
☐ 5-10 years  
☐ More than 10 years  
☒ Do not reside in Mint Hill

2) How far is your commute to work? (check one)

- ☐ Within a mile  
☐ 1-5 miles  
☒ 5-10 miles  
☐ More than 10 miles  
☐ Not Applicable

3) Do you work within the Town?

- ☐ Yes  
☒ No

4) What do you LIKE most about the Town of Mint Hill?

Restaurants / Shops / 485 belt loop

5) What do you DISLIKE most about the Town of Mint Hill?

N/A

6) How would you rate the following in the Town of Mint Hill? (check one)

	Excellent	Good	Fair	Poor
Condition of Roads	<input type="checkbox"/>	<input checked="" type="checkbox"/>	<input type="checkbox"/>	<input type="checkbox"/>
Traffic Congestion	<input type="checkbox"/>	<input type="checkbox"/>	<input checked="" type="checkbox"/>	<input type="checkbox"/>
Attractiveness of Roads	<input type="checkbox"/>	<input checked="" type="checkbox"/>	<input type="checkbox"/>	<input type="checkbox"/>
Traffic Safety	<input type="checkbox"/>	<input checked="" type="checkbox"/>	<input type="checkbox"/>	<input type="checkbox"/>
Walking Environment (i.e., sidewalks)	<input checked="" type="checkbox"/>	<input type="checkbox"/>	<input type="checkbox"/>	<input type="checkbox"/>
Bicycling Environment	<input type="checkbox"/>	<input checked="" type="checkbox"/>	<input type="checkbox"/>	<input type="checkbox"/>
Signal System (i.e., traffic lights)	<input checked="" type="checkbox"/>	<input type="checkbox"/>	<input type="checkbox"/>	<input type="checkbox"/>

Comments:

---

---

7) Overall, how would you rate your travel experiences in the Mint Hill area?

- ☒ Excellent  
☐ Good  
☐ Fair  
☐ Poor

8) Name any specific areas of Mint Hill that you avoid traveling due to concerns about traffic congestion.

---

9) What specific changes would you recommend to improve the quality of transportation in the Mint Hill area?

---

10) If you had an infinite amount of money to spend on transportation, designate what percentage you would allocate to the following improvements. Note your total should equal 100%.

Neighborhood traffic calming (4-way stop, speed humps, and raised crosswalks)	<hr/> %
Sidewalk construction and repairs	<hr/> %
Bikeway construction on roads lanes and greenways	<hr/> %
Widening existing roads	<hr/> %
Construct new roads	<hr/> %
Maintenance of existing roadways (i.e., fix pot holes, resurface, better signage, etc)	<hr/> %
Improving street aesthetics (i.e., street trees, street lighting planted medians, etc)	<hr/> %
Improving traffic flow (i.e., control # and location of driveways, coordinating signals, additional traffic signals, additional turn lanes, etc)	<hr/> %
Maintaining adequate public transportation (i.e., buses, bus stops, routing)	<hr/> %
Improving street connectivity	<hr/> %
Other (Specify)	<hr/> %

11) What transit services are needed in the Mint Hill area today and in the future?

Today: Buses / vanpooling  
Future: light rail

12) How likely would you be to increase your use of transit if the following improvements were made?

	Not Likely	Somewhat Likely	Very Likely
More transit routes	<input type="checkbox"/>	<input type="checkbox"/>	<input checked="" type="checkbox"/>
More frequent service	<input type="checkbox"/>	<input type="checkbox"/>	<input checked="" type="checkbox"/>
Cleaner buses & facilities	<input type="checkbox"/>	<input type="checkbox"/>	<input checked="" type="checkbox"/>
Light/commuter rail	<input type="checkbox"/>	<input type="checkbox"/>	<input checked="" type="checkbox"/>
Other (describe)	<input checked="" type="checkbox"/>	<input type="checkbox"/>	<input type="checkbox"/>

13) Transportation funding sources:  
If additional funding for transportation improvement is needed, would you support any of the following sources? (Check all that apply)

- ☐ Higher gas tax
- ☐ Higher sales tax
- ☐ Higher property tax
- ☐ Tolls on roads
- ☐ Development impact fees (developers may pass through to new home buyers)
- ☐ Transportation bonds (borrowing)
- ☐ Real Estate/Property Transfer Tax
- ☐ Other: (please specify) \_\_\_\_\_

14) Please rate the list of proposed improvements?

SERVICE	LEAST				MOST
Plant trees along streets	<input type="checkbox"/> 1	<input type="checkbox"/> 2	<input checked="" type="checkbox"/> 3	<input type="checkbox"/> 4	<input type="checkbox"/> 5
Town entry features	<input type="checkbox"/> 1	<input type="checkbox"/> 2	<input type="checkbox"/> 3	<input type="checkbox"/> 4	<input checked="" type="checkbox"/> 5
Improve storm drainage facilities	<input type="checkbox"/> 1	<input type="checkbox"/> 2	<input checked="" type="checkbox"/> 3	<input type="checkbox"/> 4	<input type="checkbox"/> 5
Neighborhood traffic calming	<input type="checkbox"/> 1	<input type="checkbox"/> 2	<input checked="" type="checkbox"/> 3	<input type="checkbox"/> 4	<input type="checkbox"/> 5
Additional parks & rec facilities	<input type="checkbox"/> 1	<input type="checkbox"/> 2	<input type="checkbox"/> 3	<input type="checkbox"/> 4	<input checked="" type="checkbox"/> 5
Bicycle facilities	<input type="checkbox"/> 1	<input type="checkbox"/> 2	<input type="checkbox"/> 3	<input checked="" type="checkbox"/> 4	<input type="checkbox"/> 5
Sidewalks	<input type="checkbox"/> 1	<input type="checkbox"/> 2	<input type="checkbox"/> 3	<input type="checkbox"/> 4	<input checked="" type="checkbox"/> 5
Greenway System	<input type="checkbox"/> 1	<input type="checkbox"/> 2	<input type="checkbox"/> 3	<input type="checkbox"/> 4	<input checked="" type="checkbox"/> 5
Downtown/Town Center	<input type="checkbox"/> 1	<input type="checkbox"/> 2	<input type="checkbox"/> 3	<input type="checkbox"/> 4	<input checked="" type="checkbox"/> 5
Other (Please specify)	_____				

15) General comments:

\_\_\_\_\_  
\_\_\_\_\_  
\_\_\_\_\_  
\_\_\_\_\_

# Transportation Survey

1) How long have you lived in the Town of Mint Hill? (Check one)

- ☐ Less than one year  
☐ 1-5 years  
☐ 5-10 years  
☐ More than 10 years  
☒ Do not reside in Mint Hill

2) How far is your commute to work? (check one)

- ☐ Within a mile  
☒ 1-5 miles  
☐ 5-10 miles  
☐ More than 10 miles  
☐ Not Applicable

3) Do you work within the Town?

- ☐ Yes  
☒ No

4) What do you LIKE most about the Town of Mint Hill?

one of the town commissioner - TR

5) What do you DISLIKE most about the Town of Mint Hill?

6) How would you rate the following in the Town of Mint Hill? (check one)

	Excellent	Good	Fair	Poor
Condition of Roads	<input type="checkbox"/>	<input checked="" type="checkbox"/>	<input type="checkbox"/>	<input type="checkbox"/>
Traffic Congestion	<input type="checkbox"/>	<input checked="" type="checkbox"/>	<input type="checkbox"/>	<input type="checkbox"/>
Attractiveness of Roads	<input type="checkbox"/>	<input checked="" type="checkbox"/>	<input type="checkbox"/>	<input type="checkbox"/>
Traffic Safety	<input type="checkbox"/>	<input checked="" type="checkbox"/>	<input type="checkbox"/>	<input type="checkbox"/>
Walking Environment (i.e., sidewalks)	<input type="checkbox"/>	<input checked="" type="checkbox"/>	<input type="checkbox"/>	<input type="checkbox"/>
Bicycling Environment	<input type="checkbox"/>	<input checked="" type="checkbox"/>	<input type="checkbox"/>	<input type="checkbox"/>
Signal System (i.e., traffic lights)	<input type="checkbox"/>	<input checked="" type="checkbox"/>	<input type="checkbox"/>	<input type="checkbox"/>
Comments:				

7) Overall, how would you rate your travel experiences in the Mint Hill area?

- ☐ Excellent  
☒ Good  
☐ Fair  
☐ Poor

8) Name any specific areas of Mint Hill that you avoid traveling due to concerns about traffic congestion.

9) What specific changes would you recommend to improve the quality of transportation in the Mint Hill area?

10) If you had an infinite amount of money to spend on transportation, designate what percentage you would allocate to the following improvements. Note your total should equal 100%.

Neighborhood traffic calming (4-way stop, speed humps, and raised crosswalks)	10	%
Sidewalk construction and repairs	10	%
Bikeway construction on roads lanes and greenways	30	%
Widening existing roads	10	%
Construct new roads	10	%
Maintenance of existing roadways (i.e., fix pot holes, resurface, better signage, etc)	10	%
Improving street aesthetics (i.e., street trees, street lighting planted medians, etc)		%
Improving traffic flow (i.e., control # and location of driveways, coordinating signals, additional traffic signals, additional turn lanes, etc)	10	%
Maintaining adequate public transportation (i.e., buses, bus stops, routing)	10	%
Improving street connectivity		%
Other (Specify)		%

11) What transit services are needed in the Mint Hill area today and in the future?

Today: \_\_\_\_\_  
Future: Light rail

12) How likely would you be to increase your use of transit if the following improvements were made?

	Not Likely	Somewhat Likely	Very Likely
More transit routes	<input checked="" type="checkbox"/>	<input type="checkbox"/>	<input type="checkbox"/>
More frequent service	<input checked="" type="checkbox"/>	<input type="checkbox"/>	<input type="checkbox"/>
Cleaner buses & facilities	<input checked="" type="checkbox"/>	<input type="checkbox"/>	<input type="checkbox"/>
Light/commuter rail	<input type="checkbox"/>	<input checked="" type="checkbox"/>	<input type="checkbox"/>
Other (describe)	<input type="checkbox"/>	<input type="checkbox"/>	<input type="checkbox"/>

13) Transportation funding sources:  
If additional funding for transportation improvement is needed, would you support any of the following sources? (Check all that apply)

- ☐ Higher gas tax
- ☒ Higher sales tax
- ☐ Higher property tax
- ☐ Tolls on roads
- ☒ Development impact fees (developers may pass through to new home buyers)
- ☐ Transportation bonds (borrowing)
- ☐ Real Estate/Property Transfer Tax
- ☐ Other: (please specify) \_\_\_\_\_

14) Please rate the list of proposed improvements?

SERVICE	LEAST	←————→			MOST
Plant trees along streets	<input type="checkbox"/> 1	<input type="checkbox"/> 2	<input type="checkbox"/> 3	<input checked="" type="checkbox"/> 4	<input type="checkbox"/> 5
Town entry features	<input type="checkbox"/> 1	<input type="checkbox"/> 2	<input checked="" type="checkbox"/> 3	<input type="checkbox"/> 4	<input type="checkbox"/> 5
Improve storm drainage facilities	<input type="checkbox"/> 1	<input type="checkbox"/> 2	<input checked="" type="checkbox"/> 3	<input type="checkbox"/> 4	<input type="checkbox"/> 5
Neighborhood traffic calming	<input type="checkbox"/> 1	<input type="checkbox"/> 2	<input type="checkbox"/> 3	<input checked="" type="checkbox"/> 4	<input type="checkbox"/> 5
Additional parks & rec facilities	<input type="checkbox"/> 1	<input type="checkbox"/> 2	<input type="checkbox"/> 3	<input checked="" type="checkbox"/> 4	<input type="checkbox"/> 5
Bicycle facilities	<input type="checkbox"/> 1	<input type="checkbox"/> 2	<input type="checkbox"/> 3	<input type="checkbox"/> 4	<input checked="" type="checkbox"/> 5
Sidewalks	<input type="checkbox"/> 1	<input type="checkbox"/> 2	<input checked="" type="checkbox"/> 3	<input type="checkbox"/> 4	<input type="checkbox"/> 5
Greenway System	<input type="checkbox"/> 1	<input type="checkbox"/> 2	<input type="checkbox"/> 3	<input type="checkbox"/> 4	<input checked="" type="checkbox"/> 5
Downtown/Town Center	<input type="checkbox"/> 1	<input type="checkbox"/> 2	<input type="checkbox"/> 3	<input type="checkbox"/> 4	<input checked="" type="checkbox"/> 5
Other (Please specify)	_____				

15) General comments:  
\_\_\_\_\_  
\_\_\_\_\_  
\_\_\_\_\_  
\_\_\_\_\_



# Transportation Survey

1) How long have you lived in the Town of Mint Hill? (Check one)

- ☐ Less than one year
- ☐ 1-5 years
- ☐ 5-10 years
- ☐ More than 10 years
- ☒ Do not reside in Mint Hill

2) How far is your commute to work? (check one)

- ☐ Within a mile
- ☒ 1-5 miles
- ☐ 5-10 miles
- ☐ More than 10 miles
- ☐ Not Applicable

3) Do you work within the Town?

- ☐ Yes
- ☒ No

4) What do you LIKE most about the Town of Mint Hill?

SMALL TOWN FEEL, GREAT TOWN STAFF

5) What do you DISLIKE most about the Town of Mint Hill?

"COCKLE CUTTER" SUBDIVISIONS

6) How would you rate the following in the Town of Mint Hill? (check one)

	Excellent	Good	Fair	Poor
Condition of Roads	<input type="checkbox"/>	<input checked="" type="checkbox"/>	<input type="checkbox"/>	<input type="checkbox"/>
Traffic Congestion	<input type="checkbox"/>	<input type="checkbox"/>	<input checked="" type="checkbox"/>	<input type="checkbox"/>
Attractiveness of Roads	<input type="checkbox"/>	<input checked="" type="checkbox"/>	<input type="checkbox"/>	<input type="checkbox"/>
Traffic Safety	<input type="checkbox"/>	<input checked="" type="checkbox"/>	<input type="checkbox"/>	<input type="checkbox"/>
Walking Environment (i.e., sidewalks)	<input type="checkbox"/>	<input type="checkbox"/>	<input type="checkbox"/>	<input checked="" type="checkbox"/>
Bicycling Environment	<input type="checkbox"/>	<input type="checkbox"/>	<input checked="" type="checkbox"/>	<input type="checkbox"/>
Signal System (i.e., traffic lights)	<input type="checkbox"/>	<input type="checkbox"/>	<input checked="" type="checkbox"/>	<input type="checkbox"/>

Comments:

7) Overall, how would you rate your travel experiences in the Mint Hill area?

- ☐ Excellent
- ☒ Good
- ☐ Fair
- ☐ Poor

8) Name any specific areas of Mint Hill that you avoid traveling due to concerns about traffic congestion.

LAKEVIEW RD

9) What specific changes would you recommend to improve the quality of transportation in the Mint Hill area?

10) If you had an infinite amount of money to spend on transportation, designate what percentage you would allocate to the following improvements. Note your total should equal 100%.

Neighborhood traffic calming (4-way stop, speed humps, and raised crosswalks)	10	%
Sidewalk construction and repairs	20	%
Bikeway construction on roads lanes and greenways	5	%
Widening existing roads	20	%
Construct new roads	20	%
Maintenance of existing roadways (i.e., fix pot holes, resurface, better signage, etc)	10	%
Improving street aesthetics (i.e., street trees, street lighting planted medians, etc)	9	%
Improving traffic flow (i.e., control # and location of driveways, coordinating signals, additional traffic signals, additional turn lanes, etc)		%
Maintaining adequate public transportation (i.e., buses, bus stops, routing)	105	%
Improving street connectivity	5	%
Other (Specify)		%

11) What transit services are needed in the Mint Hill area today and in the future?

Today: EXTEND CATS ROUTES UNTO MINT HILL

Future: - EXTEND EASTWARD STREET CAR TO M.H.  
- COMMUTER TRAINS AND A+CW RAIL COME

12) How likely would you be to increase your use of transit if the following improvements were made?

	Not Likely	Somewhat Likely	Very Likely
More transit routes	<input type="checkbox"/>	<input type="checkbox"/>	<input checked="" type="checkbox"/>
More frequent service	<input type="checkbox"/>	<input type="checkbox"/>	<input checked="" type="checkbox"/>
Cleaner buses & facilities	<input type="checkbox"/>	<input type="checkbox"/>	<input checked="" type="checkbox"/>
Light/commuter rail	<input type="checkbox"/>	<input type="checkbox"/>	<input checked="" type="checkbox"/>
Other (describe)	<input type="checkbox"/>	<input type="checkbox"/>	<input type="checkbox"/>

13) Transportation funding sources:  
If additional funding for transportation improvement is needed, would you support any of the following sources? (Check all that apply)

- ☒ Higher gas tax
- ☐ Higher sales tax
- ☐ Higher property tax
- ☒ Tolls on roads
- ☒ Development impact fees (developers may pass through to new home buyers)
- ☐ Transportation bonds (borrowing)
- ☐ Real Estate/Property Transfer Tax
- ☐ Other: (please specify) \_\_\_\_\_

14) Please rate the list of proposed improvements?

SERVICE	LEAST	←-----→			MOST
Plant trees along streets	<input type="checkbox"/> 1	<input type="checkbox"/> 2	<input type="checkbox"/> 3	<input checked="" type="checkbox"/> 4	<input type="checkbox"/> 5
Town entry features	<input type="checkbox"/> 1	<input checked="" type="checkbox"/> 2	<input type="checkbox"/> 3	<input type="checkbox"/> 4	<input type="checkbox"/> 5
Improve storm drainage facilities	<input type="checkbox"/> 1	<input type="checkbox"/> 2	<input checked="" type="checkbox"/> 3	<input type="checkbox"/> 4	<input type="checkbox"/> 5
Neighborhood traffic calming	<input type="checkbox"/> 1	<input type="checkbox"/> 2	<input checked="" type="checkbox"/> 3	<input type="checkbox"/> 4	<input type="checkbox"/> 5
Additional parks & rec facilities	<input type="checkbox"/> 1	<input type="checkbox"/> 2	<input type="checkbox"/> 3	<input checked="" type="checkbox"/> 4	<input type="checkbox"/> 5
Bicycle facilities	<input type="checkbox"/> 1	<input checked="" type="checkbox"/> 2	<input type="checkbox"/> 3	<input type="checkbox"/> 4	<input type="checkbox"/> 5
Sidewalks	<input type="checkbox"/> 1	<input type="checkbox"/> 2	<input type="checkbox"/> 3	<input type="checkbox"/> 4	<input checked="" type="checkbox"/> 5
Greenway System	<input type="checkbox"/> 1	<input type="checkbox"/> 2	<input type="checkbox"/> 3	<input checked="" type="checkbox"/> 4	<input type="checkbox"/> 5
Downtown/Town Center	<input type="checkbox"/> 1	<input type="checkbox"/> 2	<input type="checkbox"/> 3	<input checked="" type="checkbox"/> 4	<input type="checkbox"/> 5

Other (Please specify) \_\_\_\_\_

15) General comments:

\_\_\_\_\_

\_\_\_\_\_

\_\_\_\_\_

\_\_\_\_\_

# Transportation Survey

- 1) How long have you lived in the Town of Mint Hill? *(Check one)*
- ☐ Less than one year

☐ 1-5 years

☐ 5-10 years

☐ More than 10 years

☒ Do not reside in Mint Hill

- 2) How far is your commute to work? *(check one)*
- ☐ Within a mile

☐ 1-5 miles

☒ 5-10 miles

☐ More than 10 miles

☐ Not Applicable

- 3) Do you work within the Town?
- ☐ Yes

☒ No

- 4) What do you LIKE most about the Town of Mint Hill?
- 

- 5) What do you DISLIKE most about the Town of Mint Hill?
- 

- 6) How would you rate the following in the Town of Mint Hill? *(check one)*

	Excellent	Good	Fair	Poor
Condition of Roads	<input type="checkbox"/>	<input type="checkbox"/>	<input type="checkbox"/>	<input type="checkbox"/>
Traffic Congestion	<input type="checkbox"/>	<input type="checkbox"/>	<input type="checkbox"/>	<input type="checkbox"/>
Attractiveness of Roads	<input type="checkbox"/>	<input type="checkbox"/>	<input type="checkbox"/>	<input type="checkbox"/>
Traffic Safety	<input type="checkbox"/>	<input type="checkbox"/>	<input type="checkbox"/>	<input type="checkbox"/>
Walking Environment (i.e., sidewalks)	<input type="checkbox"/>	<input type="checkbox"/>	<input type="checkbox"/>	<input type="checkbox"/>
Bicycling Environment	<input type="checkbox"/>	<input type="checkbox"/>	<input type="checkbox"/>	<input type="checkbox"/>
Signal System (i.e., traffic lights)	<input type="checkbox"/>	<input type="checkbox"/>	<input type="checkbox"/>	<input type="checkbox"/>
Comments:				

- 7) Overall, how would you rate your travel experiences in the Mint Hill area?

- ☐ Excellent

☒ Good

☐ Fair

☐ Poor

- 8) Name any specific areas of Mint Hill that you avoid traveling due to concerns about traffic congestion.
- 

- 9) What specific changes would you recommend to improve the quality of transportation in the Mint Hill area?
- 

- 10) If you had an infinite amount of money to spend on transportation, designate what percentage you would allocate to the following improvements. Note your total should equal 100%.

Neighborhood traffic calming (4-way stop, speed humps, and raised crosswalks)		%
Sidewalk construction and repairs		%
Bikeway construction on roads lanes and greenways		%
Widening existing roads		%
Construct new roads		%
Maintenance of existing roadways (i.e., fix pot holes, resurface, better signage, etc)		%
Improving street aesthetics (i.e., street trees, street lighting planted medians, etc)		%
Improving traffic flow (i.e., control # and location of driveways, coordinating signals, additional traffic signals, additional turn lanes, etc)		%
Maintaining adequate public transportation (i.e., buses, bus stops, routing)		%
Improving street connectivity		%
Other (Specify)		%

11) What transit services are needed in the Mint Hill area today and in the future?

Today: \_\_\_\_\_

Future: \_\_\_\_\_

12) How likely would you be to increase your use of transit if the following improvements were made?

	Not Likely	Somewhat Likely	Very Likely
More transit routes	<input type="checkbox"/>	<input type="checkbox"/>	<input type="checkbox"/>
More frequent service	<input type="checkbox"/>	<input type="checkbox"/>	<input type="checkbox"/>
Cleaner buses & facilities	<input type="checkbox"/>	<input type="checkbox"/>	<input type="checkbox"/>
Light/commuter rail	<input type="checkbox"/>	<input type="checkbox"/>	<input type="checkbox"/>
Other (describe)	<input type="checkbox"/>	<input type="checkbox"/>	<input type="checkbox"/>

13) Transportation funding sources:  
If additional funding for transportation improvement is needed, would you support any of the following sources? (Check all that apply)

- ☐ Higher gas tax
- ☐ Higher sales tax
- ☐ Higher property tax
- ☐ Tolls on roads
- ☐ Development impact fees (developers may pass through to new home buyers)
- ☐ Transportation bonds (borrowing)
- ☐ Real Estate/Property Transfer Tax
- ☐ Other: (please specify) \_\_\_\_\_

14) Please rate the list of proposed improvements?

SERVICE	LEAST				MOST
Plant trees along streets	<div>1</div>	<div>2</div>	<div>3</div>	<div>4</div>	<div>5</div>
Town entry features	<div>1</div>	<div>2</div>	<div>3</div>	<div>4</div>	<div>5</div>
Improve storm drainage facilities	<div>1</div>	<div>2</div>	<div>3</div>	<div>4</div>	<div>5</div>
Neighborhood traffic calming	<div>1</div>	<div>2</div>	<div>3</div>	<div>4</div>	<div>5</div>
Additional parks & rec facilities	<div>1</div>	<div>2</div>	<div>3</div>	<div>4</div>	<div>5</div>
Bicycle facilities	<div>1</div>	<div>2</div>	<div>3</div>	<div>4</div>	<div>5</div>
Sidewalks	<div>1</div>	<div>2</div>	<div>3</div>	<div>4</div>	<div>5</div>
Greenway System	<div>1</div>	<div>2</div>	<div>3</div>	<div>4</div>	<div>5</div>
Downtown/Town Center	<div>1</div>	<div>2</div>	<div>3</div>	<div>4</div>	<div>5</div>

Other (Please specify) \_\_\_\_\_

15) General comments:

# Transportation Survey

1) How long have you lived in the Town of Mint Hill? (Check one)

- ☐ Less than one year  
☐ 1-5 years  
☒ 5-10 years  
☒ More than 10 years  
☐ Do not reside in Mint Hill

2) How far is your commute to work? (check one)

- ☐ Within a mile  
☐ 1-5 miles  
☐ 5-10 miles  
☐ More than 10 miles  
☒ Not Applicable

3) Do you work within the Town?

- ☐ Yes  
☒ No

4) What do you LIKE most about the Town of Mint Hill?

STILL SMALL TOWN ATMOS

5) What do you DISLIKE most about the Town of Mint Hill?

TRAFFIC ON 51 - NO STOPLIGHT AT CHARTER SCHOOL

6) How would you rate the following in the Town of Mint Hill? (check one)

	Excellent	Good	Fair	Poor
Condition of Roads	<input type="checkbox"/>	<input type="checkbox"/>	<input checked="" type="checkbox"/>	<input type="checkbox"/>
Traffic Congestion	<input type="checkbox"/>	<input type="checkbox"/>	<input type="checkbox"/>	<input checked="" type="checkbox"/>
Attractiveness of Roads	<input type="checkbox"/>	<input type="checkbox"/>	<input checked="" type="checkbox"/>	<input type="checkbox"/>
Traffic Safety	<input type="checkbox"/>	<input type="checkbox"/>	<input checked="" type="checkbox"/>	<input type="checkbox"/>
Walking Environment (i.e., sidewalks)	<input type="checkbox"/>	<input type="checkbox"/>	<input checked="" type="checkbox"/>	<input type="checkbox"/>
Bicycling Environment	<input type="checkbox"/>	<input type="checkbox"/>	<input type="checkbox"/>	<input checked="" type="checkbox"/>
Signal System (i.e., traffic lights)	<input type="checkbox"/>	<input type="checkbox"/>	<input type="checkbox"/>	<input checked="" type="checkbox"/>

Comments:

---

---

7) Overall, how would you rate your travel experiences in the Mint Hill area?

- ☐ Excellent  
☐ Good  
☒ Fair  
☐ Poor

8) Name any specific areas of Mint Hill that you avoid traveling due to concerns about traffic congestion.

Hwy 51 - TOWARDS MINT HILL

9) What specific changes would you recommend to improve the quality of transportation in the Mint Hill area?

Hwy 51 4 LANES, LAWYERS RD.

10) If you had an infinite amount of money to spend on transportation, designate what percentage you would allocate to the following improvements. Note your total should equal 100%.

Neighborhood traffic calming (4-way stop, speed humps, and raised crosswalks)	<u>10</u> %
Sidewalk construction and repairs	<u>        </u> %
Bikeway construction on roads lanes and greenways	<u>        </u> %
Widening existing roads	<u>30</u> %
Construct new roads	<u>        </u> %
Maintenance of existing roadways (i.e., fix pot holes, resurface, better signage, etc)	<u>25</u> %
Improving street aesthetics (i.e., street trees, street lighting planted medians, etc)	<u>10</u> %
Improving traffic flow (i.e., control # and location of driveways, coordinating signals, additional traffic signals, additional turn lanes, etc)	<u>        </u> %
Maintaining adequate public transportation (i.e., buses, bus stops, routing)	<u>10</u> %
Improving street connectivity	<u>15</u> %
Other (Specify) _____	<u>        </u> %

11) What transit services are needed in the Mint Hill area today and in the future?

Today: Buses

Future: Rail

12) How likely would you be to increase your use of transit if the following improvements were made?

	Not Likely	Somewhat Likely	Very Likely
More transit routes	<input type="checkbox"/>	<input type="checkbox"/>	<input checked="" type="checkbox"/>
More frequent service	<input type="checkbox"/>	<input type="checkbox"/>	<input checked="" type="checkbox"/>
Cleaner buses & facilities	<input type="checkbox"/>	<input type="checkbox"/>	<input checked="" type="checkbox"/>
Light/commuter rail	<input type="checkbox"/>	<input type="checkbox"/>	<input checked="" type="checkbox"/>
Other (describe)	<input type="checkbox"/>	<input type="checkbox"/>	<input type="checkbox"/>

13) Transportation funding sources:  
If additional funding for transportation improvement is needed, would you support any of the following sources? (Check all that apply)

- ☐ Higher gas tax
- ☐ Higher sales tax
- ☐ Higher property tax
- ☐ Tolls on roads
- ☒ Development impact fees (developers may pass through to new home buyers)
- ☒ Transportation bonds (borrowing)
- ☐ Real Estate/Property Transfer Tax
- ☐ Other: (please specify) \_\_\_\_\_

14) Please rate the list of proposed improvements?

SERVICE	LEAST				MOST
Plant trees along streets	<input type="checkbox"/> 1	<input type="checkbox"/> 2	<input type="checkbox"/> 3	<input checked="" type="checkbox"/> 4	<input type="checkbox"/> 5
Town entry features	<input type="checkbox"/> 1	<input type="checkbox"/> 2	<input type="checkbox"/> 3	<input checked="" type="checkbox"/> 4	<input type="checkbox"/> 5
Improve storm drainage facilities	<input type="checkbox"/> 1	<input type="checkbox"/> 2	<input type="checkbox"/> 3	<input type="checkbox"/> 4	<input checked="" type="checkbox"/> 5
Neighborhood traffic calming	<input type="checkbox"/> 1	<input type="checkbox"/> 2	<input checked="" type="checkbox"/> 3	<input type="checkbox"/> 4	<input type="checkbox"/> 5
Additional parks & rec facilities	<input type="checkbox"/> 1	<input type="checkbox"/> 2	<input type="checkbox"/> 3	<input checked="" type="checkbox"/> 4	<input type="checkbox"/> 5
Bicycle facilities	<input type="checkbox"/> 1	<input type="checkbox"/> 2	<input type="checkbox"/> 3	<input type="checkbox"/> 4	<input checked="" type="checkbox"/> 5
Sidewalks	<input type="checkbox"/> 1	<input type="checkbox"/> 2	<input type="checkbox"/> 3	<input type="checkbox"/> 4	<input checked="" type="checkbox"/> 5
Greenway System	<input type="checkbox"/> 1	<input type="checkbox"/> 2	<input type="checkbox"/> 3	<input type="checkbox"/> 4	<input checked="" type="checkbox"/> 5
Downtown/Town Center	<input type="checkbox"/> 1	<input type="checkbox"/> 2	<input type="checkbox"/> 3	<input type="checkbox"/> 4	<input checked="" type="checkbox"/> 5

Other (Please specify) \_\_\_\_\_

15) General comments:

\_\_\_\_\_

\_\_\_\_\_

\_\_\_\_\_

\_\_\_\_\_

# Transportation Survey

1) How long have you lived in the Town of Mint Hill? (Check one)

- ☐ Less than one year
- ☐ 1-5 years
- ☐ 5-10 years
- ☒ More than 10 years
- ☐ Do not reside in Mint Hill

2) How far is your commute to work? (check one)

- ☐ Within a mile
- ☐ 1-5 miles
- ☐ 5-10 miles
- ☒ More than 10 miles
- ☐ Not Applicable

3) Do you work within the Town?

- ☐ Yes
- ☐ No

4) What do you LIKE most about the Town of Mint Hill?

everything close by

5) What do you DISLIKE most about the Town of Mint Hill?

6) How would you rate the following in the Town of Mint Hill? (check one)

	Excellent	Good	Fair	Poor
Condition of Roads	<input type="checkbox"/>	<input type="checkbox"/>	<input checked="" type="checkbox"/>	<input type="checkbox"/>
Traffic Congestion	<input type="checkbox"/>	<input type="checkbox"/>	<input type="checkbox"/>	<input type="checkbox"/>
Attractiveness of Roads	<input type="checkbox"/>	<input type="checkbox"/>	<input type="checkbox"/>	<input type="checkbox"/>
Traffic Safety	<input type="checkbox"/>	<input type="checkbox"/>	<input type="checkbox"/>	<input type="checkbox"/>
Walking Environment (i.e., sidewalks)	<input type="checkbox"/>	<input type="checkbox"/>	<input type="checkbox"/>	<input type="checkbox"/>
Bicycling Environment	<input type="checkbox"/>	<input type="checkbox"/>	<input type="checkbox"/>	<input type="checkbox"/>
Signal System (i.e., traffic lights)	<input type="checkbox"/>	<input type="checkbox"/>	<input type="checkbox"/>	<input type="checkbox"/>
Comments:				

7) Overall, how would you rate your travel experiences in the Mint Hill area?

- ☐ Excellent
- ☐ Good
- ☒ Fair
- ☐ Poor

8) Name any specific areas of Mint Hill that you avoid traveling due to concerns about traffic congestion.

51

9) What specific changes would you recommend to improve the quality of transportation in the Mint Hill area?

10) If you had an infinite amount of money to spend on transportation, designate what percentage you would allocate to the following improvements. Note your total should equal 100%.

Neighborhood traffic calming (4-way stop, speed humps, and raised crosswalks)		%
Sidewalk construction and repairs	X	%
Bikeway construction on roads lanes and greenways	+	%
Widening existing roads		%
Construct new roads		%
Maintenance of existing roadways (i.e., fix pot holes, resurface, better signage, etc)		%
Improving street aesthetics (i.e., street trees, street lighting planted medians, etc)		%
Improving traffic flow (i.e., control # and location of driveways, coordinating signals, additional traffic signals, additional turn lanes, etc)		%
Maintaining adequate public transportation (i.e., buses, bus stops, routing)	X	%
Improving street connectivity	^	%
Other (Specify)		%

11) What transit services are needed in the Mint Hill area today and in the future?

Today: \_\_\_\_\_

Future: \_\_\_\_\_

12) How likely would you be to increase your use of transit if the following improvements were made?

	Not Likely	Somewhat Likely	Very Likely
More transit routes	<input type="checkbox"/>	<input type="checkbox"/>	<input type="checkbox"/>
More frequent service	<input type="checkbox"/>	<input type="checkbox"/>	<input type="checkbox"/>
Cleaner buses & facilities	<input type="checkbox"/>	<input type="checkbox"/>	<input type="checkbox"/>
Light/commuter rail	<input type="checkbox"/>	<input type="checkbox"/>	<input type="checkbox"/>
Other (describe)	<input type="checkbox"/>	<input type="checkbox"/>	<input type="checkbox"/>

\_\_\_\_\_

13) Transportation funding sources:  
If additional funding for transportation improvement is needed, would you support any of the following sources? (Check all that apply)

- ☐ Higher gas tax
- ☐ Higher sales tax
- ☐ Higher property tax
- ☐ Tolls on roads
- ☐ Development impact fees (developers may pass through to new home buyers)
- ☐ Transportation bonds (borrowing)
- ☐ Real Estate/Property Transfer Tax
- ☐ Other: (please specify) \_\_\_\_\_

14) Please rate the list of proposed improvements?

SERVICE	LEAST				MOST
Plant trees along streets	<input type="checkbox"/> 1	<input type="checkbox"/> 2	<input type="checkbox"/> 3	<input type="checkbox"/> 4	<input checked="" type="checkbox"/> 5
Town entry features	<input type="checkbox"/> 1	<input type="checkbox"/> 2	<input type="checkbox"/> 3	<input type="checkbox"/> 4	<input type="checkbox"/> 5
Improve storm drainage facilities	<input type="checkbox"/> 1	<input type="checkbox"/> 2	<input type="checkbox"/> 3	<input type="checkbox"/> 4	<input type="checkbox"/> 5
Neighborhood traffic calming	<input type="checkbox"/> 1	<input type="checkbox"/> 2	<input type="checkbox"/> 3	<input type="checkbox"/> 4	<input type="checkbox"/> 5
Additional parks & rec facilities	<input type="checkbox"/> 1	<input type="checkbox"/> 2	<input type="checkbox"/> 3	<input type="checkbox"/> 4	<input type="checkbox"/> 5
Bicycle facilities	<input type="checkbox"/> 1	<input type="checkbox"/> 2	<input type="checkbox"/> 3	<input type="checkbox"/> 4	<input checked="" type="checkbox"/> 5
Sidewalks	<input type="checkbox"/> 1	<input type="checkbox"/> 2	<input type="checkbox"/> 3	<input type="checkbox"/> 4	<input type="checkbox"/> 5
Greenway System	<input type="checkbox"/> 1	<input type="checkbox"/> 2	<input type="checkbox"/> 3	<input type="checkbox"/> 4	<input type="checkbox"/> 5
Downtown/Town Center	<input type="checkbox"/> 1	<input type="checkbox"/> 2	<input type="checkbox"/> 3	<input type="checkbox"/> 4	<input checked="" type="checkbox"/> 5
Other (Please specify)	_____				

15) General comments:

\_\_\_\_\_

\_\_\_\_\_

\_\_\_\_\_

\_\_\_\_\_



# Transportation Survey

1) How long have you lived in the Town of Mint Hill? (Check one)

- ☐ Less than one year  
☐ 1-5 years  
☐ 5-10 years  
☒ More than 10 years  
☐ Do not reside in Mint Hill

2) How far is your commute to work? (check one)

- ☐ Within a mile  
☒ 1-5 miles  
☐ 5-10 miles  
☐ More than 10 miles  
☐ Not Applicable

3) Do you work within the Town?

- ☐ Yes  
☒ No

4) What do you LIKE most about the Town of Mint Hill?

Low Density

5) What do you DISLIKE most about the Town of Mint Hill?

Poor Planning

6) How would you rate the following in the Town of Mint Hill? (check one)

	Excellent	Good	Fair	Poor
Condition of Roads	<input type="checkbox"/>	<input type="checkbox"/>	<input checked="" type="checkbox"/>	<input type="checkbox"/>
Traffic Congestion	<input type="checkbox"/>	<input type="checkbox"/>	<input checked="" type="checkbox"/>	<input type="checkbox"/>
Attractiveness of Roads	<input type="checkbox"/>	<input type="checkbox"/>	<input type="checkbox"/>	<input checked="" type="checkbox"/>
Traffic Safety	<input type="checkbox"/>	<input checked="" type="checkbox"/>	<input type="checkbox"/>	<input type="checkbox"/>
Walking Environment (i.e., sidewalks)	<input checked="" type="checkbox"/>	<input type="checkbox"/>	<input type="checkbox"/>	<input type="checkbox"/>
Bicycling Environment	<input type="checkbox"/>	<input type="checkbox"/>	<input type="checkbox"/>	<input checked="" type="checkbox"/>
Signal System (i.e., traffic lights)	<input type="checkbox"/>	<input checked="" type="checkbox"/>	<input type="checkbox"/>	<input type="checkbox"/>
Comments:				

7) Overall, how would you rate your travel experiences in the Mint Hill area?

- ☐ Excellent  
☒ Good  
☐ Fair  
☐ Poor

8) Name any specific areas of Mint Hill that you avoid traveling due to concerns about traffic congestion.

Lawyers Road

9) What specific changes would you recommend to improve the quality of transportation in the Mint Hill area?

Town Government has been asleep for 20 years Wake-up

10) If you had an infinite amount of money to spend on transportation, designate what percentage you would allocate to the following improvements. Note your total should equal 100%.

Neighborhood traffic calming (4-way stop, speed humps, and raised crosswalks)	<u>0</u> %
Sidewalk construction and repairs	<u>0</u> %
Bikeway construction on roads lanes and greenways	<u>0</u> %
Widening existing roads	<u>25</u> %
Construct new roads	<u>  </u> %
Maintenance of existing roadways (i.e., fix pot holes, resurface, better signage, etc)	<u>75</u> %
Improving street aesthetics (i.e., street trees, street lighting planted medians, etc)	<u>0</u> %
Improving traffic flow (i.e., control # and location of driveways, coordinating signals, additional traffic signals, additional turn lanes, etc)	<u>0</u> %
Maintaining adequate public transportation (i.e., buses, bus stops, routing)	<u>000</u> %
Improving street connectivity	<u>0</u> %
Other (Specify)	<u>  </u> %

11) What transit services are needed in the Mint Hill area today and in the future?

Today: NONE

Future: NONE

12) How likely would you be to increase your use of transit if the following improvements were made?

	<del>Not Likely</del>	Somewhat Likely	Very Likely
More transit routes	<input checked="" type="checkbox"/>	<input type="checkbox"/>	<input type="checkbox"/>
More frequent service	<input checked="" type="checkbox"/>	<input type="checkbox"/>	<input type="checkbox"/>
Cleaner buses & facilities	<input checked="" type="checkbox"/>	<input type="checkbox"/>	<input type="checkbox"/>
Light/commuter rail	<input checked="" type="checkbox"/>	<input type="checkbox"/>	<input type="checkbox"/>
Other (describe)	<input checked="" type="checkbox"/>	<input type="checkbox"/>	<input type="checkbox"/>

13) Transportation funding sources:

If additional funding for transportation improvement is needed, would you support any of the following sources? (Check all that apply)

- ☐ Higher gas tax
- ☐ Higher sales tax
- ☐ Higher property tax
- ☐ Tolls on roads
- ☐ Development impact fees (developers may pass through to new home buyers)
- ☐ Transportation bonds (borrowing)
- ☐ Real Estate/Property Transfer Tax
- ☐ Other: (please specify) \_\_\_\_\_

USE EXISTING MONEY WISELY  
DON'T PISS IT AWAY AS GOVERNMENT  
GENERALLY DOES!!

14) Please rate the list of proposed improvements?

It is a PRIME Example  
of GOVERNMENT IGNORANCE

SERVICE	LEAST				MOST
Plant trees along streets	<input checked="" type="checkbox"/> 1	<input type="checkbox"/> 2	<input type="checkbox"/> 3	<input type="checkbox"/> 4	<input type="checkbox"/> 5
Town entry features	<input checked="" type="checkbox"/> 1	<input type="checkbox"/> 2	<input type="checkbox"/> 3	<input type="checkbox"/> 4	<input type="checkbox"/> 5
Improve storm drainage facilities	<input checked="" type="checkbox"/> 1	<input type="checkbox"/> 2	<input type="checkbox"/> 3	<input type="checkbox"/> 4	<input type="checkbox"/> 5
Neighborhood traffic calming	<input checked="" type="checkbox"/> 1	<input type="checkbox"/> 2	<input type="checkbox"/> 3	<input type="checkbox"/> 4	<input type="checkbox"/> 5
Additional parks & rec facilities	<input checked="" type="checkbox"/> 1	<input type="checkbox"/> 2	<input type="checkbox"/> 3	<input type="checkbox"/> 4	<input type="checkbox"/> 5
Bicycle facilities	<input checked="" type="checkbox"/> 1	<input type="checkbox"/> 2	<input type="checkbox"/> 3	<input type="checkbox"/> 4	<input type="checkbox"/> 5
Sidewalks	<input checked="" type="checkbox"/> 1	<input type="checkbox"/> 2	<input type="checkbox"/> 3	<input type="checkbox"/> 4	<input type="checkbox"/> 5
Greenway System	<input checked="" type="checkbox"/> 1	<input type="checkbox"/> 2	<input type="checkbox"/> 3	<input type="checkbox"/> 4	<input type="checkbox"/> 5
Downtown/Town Center	<input checked="" type="checkbox"/> 1	<input type="checkbox"/> 2	<input type="checkbox"/> 3	<input type="checkbox"/> 4	<input type="checkbox"/> 5

Other (Please specify) \_\_\_\_\_

15) General comments:

CLEAN-UP CLEAN-UP  
CLEAN-UP

DON'T PISS AWAY MY TAX MONEY  
PAYING HIGH DOLLAR CONSULTANTS



# Transportation Survey

- Other (Specify) \_\_\_\_\_ %

11) What transit services are needed in the Mint Hill area today and in the future?

Today: Buses

Future: ?

12) How likely would you be to increase your use of transit if the following improvements were made?

	Not Likely	Somewhat Likely	Very Likely
More transit routes	<input type="checkbox"/>	<input checked="" type="checkbox"/>	<input type="checkbox"/>
More frequent service	<input type="checkbox"/>	<input checked="" type="checkbox"/>	<input type="checkbox"/>
Cleaner buses & facilities	<input type="checkbox"/>	<input type="checkbox"/>	<input type="checkbox"/>
Light/commuter rail	<input checked="" type="checkbox"/>	<input type="checkbox"/>	<input type="checkbox"/>
Other (describe)	<input type="checkbox"/>	<input type="checkbox"/>	<input type="checkbox"/>

13) Transportation funding sources:  
If additional funding for transportation improvement is needed, would you support any of the following sources? (Check all that apply)

- ☐ Higher gas tax
- ☐ Higher sales tax
- ☐ Higher property tax
- ☐ Tolls on roads
- ☒ Development impact fees (developers may pass through to new home buyers)
- ☐ Transportation bonds (borrowing)
- ☐ Real Estate/Property Transfer Tax
- ☐ Other: (please specify) \_\_\_\_\_

14) Please rate the list of proposed improvements?

SERVICE	LEAST				MOST
Plant trees along streets	<input type="checkbox"/> 1	<input checked="" type="checkbox"/> 2	<input type="checkbox"/> 3	<input type="checkbox"/> 4	<input type="checkbox"/> 5
Town entry features	<input type="checkbox"/> 1	<input checked="" type="checkbox"/> 2	<input type="checkbox"/> 3	<input type="checkbox"/> 4	<input type="checkbox"/> 5
Improve storm drainage facilities	<input type="checkbox"/> 1	<input type="checkbox"/> 2	<input type="checkbox"/> 3	<input checked="" type="checkbox"/> 4	<input type="checkbox"/> 5
Neighborhood traffic calming	<input type="checkbox"/> 1	<input type="checkbox"/> 2	<input checked="" type="checkbox"/> 3	<input type="checkbox"/> 4	<input type="checkbox"/> 5
Additional parks & rec facilities	<input type="checkbox"/> 1	<input type="checkbox"/> 2	<input type="checkbox"/> 3	<input checked="" type="checkbox"/> 4	<input type="checkbox"/> 5
Bicycle facilities	<input type="checkbox"/> 1	<input type="checkbox"/> 2	<input checked="" type="checkbox"/> 3	<input type="checkbox"/> 4	<input type="checkbox"/> 5
Sidewalks	<input type="checkbox"/> 1	<input type="checkbox"/> 2	<input checked="" type="checkbox"/> 3	<input type="checkbox"/> 4	<input type="checkbox"/> 5
Greenway System	<input type="checkbox"/> 1	<input type="checkbox"/> 2	<input checked="" type="checkbox"/> 3	<input type="checkbox"/> 4	<input type="checkbox"/> 5
Downtown/Town Center	<input type="checkbox"/> 1	<input type="checkbox"/> 2	<input checked="" type="checkbox"/> 3	<input type="checkbox"/> 4	<input type="checkbox"/> 5
Other (Please specify)	_____				

15) General comments:

\_\_\_\_\_

\_\_\_\_\_

\_\_\_\_\_

\_\_\_\_\_

- Other (Specify) \_\_\_\_\_ %

11) What transit services are needed in the Mint Hill area today and in the future?

Today: Light Rail

Future: George Jetson Taxi

12) How likely would you be to increase your use of transit if the following improvements were made?

	Not Likely	Somewhat Likely	Very Likely
More transit routes	<input checked="" type="checkbox"/>	<input type="checkbox"/>	<input type="checkbox"/>
More frequent service	<input checked="" type="checkbox"/>	<input type="checkbox"/>	<input type="checkbox"/>
Cleaner buses & facilities	<input checked="" type="checkbox"/>	<input type="checkbox"/>	<input type="checkbox"/>
Light/commuter rail	<input checked="" type="checkbox"/>	<input type="checkbox"/>	<input type="checkbox"/>
Other (describe)	<input checked="" type="checkbox"/>	<input type="checkbox"/>	<input type="checkbox"/>

13) Transportation funding sources:  
If additional funding for transportation improvement is needed, would you support any of the following sources? (Check all that apply)

- ☐ Higher gas tax
- ☐ Higher sales tax
- ☐ Higher property tax
- ☐ Tolls on roads
- ☒ Development impact fees (developers may pass through to new home buyers)
- ☐ Transportation bonds (borrowing)
- ☐ Real Estate/Property Transfer Tax
- ☐ Other: (please specify) \_\_\_\_\_

14) Please rate the list of proposed improvements?

SERVICE	LEAST	←————→ MOST			
Plant trees along streets	<input checked="" type="checkbox"/>	<input type="checkbox"/>	<input type="checkbox"/>	<input type="checkbox"/>	<input type="checkbox"/>
Town entry features	<input type="checkbox"/>	<input type="checkbox"/>	<input type="checkbox"/>	<input type="checkbox"/>	<input type="checkbox"/>
Improve storm drainage facilities	<input checked="" type="checkbox"/>	<input type="checkbox"/>	<input type="checkbox"/>	<input type="checkbox"/>	<input type="checkbox"/>
Neighborhood traffic calming	<input type="checkbox"/>	<input type="checkbox"/>	<input type="checkbox"/>	<input type="checkbox"/>	<input type="checkbox"/>
Additional parks & rec facilities	<input type="checkbox"/>	<input type="checkbox"/>	<input type="checkbox"/>	<input type="checkbox"/>	<input type="checkbox"/>
Bicycle facilities	<input type="checkbox"/>	<input type="checkbox"/>	<input type="checkbox"/>	<input type="checkbox"/>	<input type="checkbox"/>
Sidewalks	<input type="checkbox"/>	<input type="checkbox"/>	<input type="checkbox"/>	<input type="checkbox"/>	<input type="checkbox"/>
Greenway System	<input type="checkbox"/>	<input type="checkbox"/>	<input type="checkbox"/>	<input type="checkbox"/>	<input type="checkbox"/>
Downtown/Town Center	<input type="checkbox"/>	<input type="checkbox"/>	<input type="checkbox"/>	<input type="checkbox"/>	<input type="checkbox"/>
Other (Please specify)	_____				

15) General comments:

\_\_\_\_\_

\_\_\_\_\_

\_\_\_\_\_

\_\_\_\_\_

# Transportation Survey

- 1) How long have you lived in the Town of Mint Hill? *(Check one)*
- ☐ Less than one year

☐ 1-5 years

☐ 5-10 years

☐ More than 10 years

☐ Do not reside in Mint Hill

- 2) How far is your commute to work? *(check one)*
- ☐ Within a mile

☐ 1-5 miles

☐ 5-10 miles

☐ More than 10 miles

☐ Not Applicable

- 3) Do you work within the Town?
- ☐ Yes

☐ No

- 4) What do you LIKE most about the Town of Mint Hill?
- 

- 5) What do you DISLIKE most about the Town of Mint Hill?
- 

- 6) How would you rate the following in the Town of Mint Hill? *(check one)*
- |                                       |                          |                          |                          |                          |
|---------------------------------------|--------------------------|--------------------------|--------------------------|--------------------------|
|                                       | Excellent                | Good                     | Fair                     | Poor                     |
| Condition of Roads                    | <input type="checkbox"/> | <input type="checkbox"/> | <input type="checkbox"/> | <input type="checkbox"/> |
| Traffic Congestion                    | <input type="checkbox"/> | <input type="checkbox"/> | <input type="checkbox"/> | <input type="checkbox"/> |
| Attractiveness of Roads               | <input type="checkbox"/> | <input type="checkbox"/> | <input type="checkbox"/> | <input type="checkbox"/> |
| Traffic Safety                        | <input type="checkbox"/> | <input type="checkbox"/> | <input type="checkbox"/> | <input type="checkbox"/> |
| Walking Environment (i.e., sidewalks) | <input type="checkbox"/> | <input type="checkbox"/> | <input type="checkbox"/> | <input type="checkbox"/> |
| Bicycling Environment                 | <input type="checkbox"/> | <input type="checkbox"/> | <input type="checkbox"/> | <input type="checkbox"/> |
| Signal System (i.e., traffic lights)  | <input type="checkbox"/> | <input type="checkbox"/> | <input type="checkbox"/> | <input type="checkbox"/> |
| Comments:                             |                          |                          |                          |                          |
|                                       |                          |                          |                          |                          |
|                                       |                          |                          |                          |                          |

- 7) Overall, how would you rate your travel experiences in the Mint Hill area?
- ☐ Excellent

☐ Good

☐ Fair

☐ Poor

- 8) Name any specific areas of Mint Hill that you avoid traveling due to concerns about traffic congestion.
- 

- 9) What specific changes would you recommend to improve the quality of transportation in the Mint Hill area?
- 

- 10) If you had an infinite amount of money to spend on transportation, designate what percentage you would allocate to the following improvements. Note your total should equal 100%.
- Neighborhood traffic calming (4-way stop, speed humps, and raised crosswalks)

%

Sidewalk construction and repairs

%

Bikeway construction on roads lanes and greenways

%

Widening existing roads

%

Construct new roads

%

Maintenance of existing roadways (i.e., fix pot holes, resurface, better signage, etc)

%

Improving street aesthetics (i.e., street trees, street lighting planted medians, etc)

%

Improving traffic flow (i.e., control # and location of driveways, coordinating signals, additional traffic signals, additional turn lanes, etc)

%

Maintaining adequate public transportation (i.e., buses, bus stops, routing)

%

Improving street connectivity

%

Other (Specify)

%

11) What transit services are needed in the Mint Hill area today and in the future?

Today: \_\_\_\_\_

Future: \_\_\_\_\_

12) How likely would you be to increase your use of transit if the following improvements were made?

	Not Likely	Somewhat Likely	Very Likely
More transit routes	<input type="checkbox"/>	<input type="checkbox"/>	<input checked="" type="checkbox"/>
More frequent service	<input type="checkbox"/>	<input type="checkbox"/>	<input checked="" type="checkbox"/>
Cleaner buses & facilities	<input type="checkbox"/>	<input checked="" type="checkbox"/>	<input type="checkbox"/>
Light/commuter rail	<input type="checkbox"/>	<input type="checkbox"/>	<input checked="" type="checkbox"/>
Other (describe)	<input type="checkbox"/>	<input checked="" type="checkbox"/>	<input type="checkbox"/>

\_\_\_\_\_

13) Transportation funding sources:  
If additional funding for transportation improvement is needed, would you support any of the following sources? (Check all that apply)

- ☐ Higher gas tax
- ☐ Higher sales tax
- ☐ Higher property tax
- ☒ Tolls on roads
- ☐ Development impact fees (developers may pass through to new home buyers)
- ☐ Transportation bonds (borrowing)
- ☐ Real Estate/Property Transfer Tax
- ☐ Other: (please specify) \_\_\_\_\_

14) Please rate the list of proposed improvements?

SERVICE	LEAST	←-----→			MOST
Plant trees along streets	1	2	3	4	5
Town entry features	1	2	3	4	5
Improve storm drainage facilities	1	2	3	4	5
Neighborhood traffic calming	1	2	3	4	5
Additional parks & rec facilities	1	2	3	4	5
Bicycle facilities	1	2	3	4	5
Sidewalks	1	2	3	4	5
Greenway System	1	2	3	4	5
Downtown/Town Center	1	2	3	4	5

Other (Please specify) \_\_\_\_\_

15) General comments:

\_\_\_\_\_

\_\_\_\_\_

\_\_\_\_\_

\_\_\_\_\_

Froy A. Neal



# Transportation Survey

- 1) How long have you lived in the Town of Mint Hill? (Check one)
- ☐ Less than one year
  - ☐ 1-5 years
  - ☐ 5-10 years
  - ☒ More than 10 years
  - ☐ Do not reside in Mint Hill

- 2) How far is your commute to work? (check one)
- ☐ Within a mile
  - ☒ 1-5 miles
  - ☐ 5-10 miles
  - ☐ More than 10 miles
  - ☐ Not Applicable

- 3) Do you work within the Town?
- ☒ Yes
  - ☐ No

- 4) What do you LIKE most about the Town of Mint Hill?
- Small Town Environment

- 5) What do you DISLIKE most about the Town of Mint Hill?
- Town Hall - Need New Town Hall.  
(Looks) not practical.

- 6) How would you rate the following in the Town of Mint Hill? (check one)
- |                                       | Excellent                | Good                                | Fair                                | Poor                                |
|---------------------------------------|--------------------------|-------------------------------------|-------------------------------------|-------------------------------------|
| Condition of Roads                    | <input type="checkbox"/> | <input checked="" type="checkbox"/> | <input type="checkbox"/>            | <input type="checkbox"/>            |
| Traffic Congestion                    | <input type="checkbox"/> | <input checked="" type="checkbox"/> | <input type="checkbox"/>            | <input type="checkbox"/>            |
| Attractiveness of Roads               | <input type="checkbox"/> | <input type="checkbox"/>            | <input checked="" type="checkbox"/> | <input type="checkbox"/>            |
| Traffic Safety                        | <input type="checkbox"/> | <input type="checkbox"/>            | <input checked="" type="checkbox"/> | <input type="checkbox"/>            |
| Walking Environment (i.e., sidewalks) | <input type="checkbox"/> | <input type="checkbox"/>            | <input type="checkbox"/>            | <input checked="" type="checkbox"/> |
| Bicycling Environment                 | <input type="checkbox"/> | <input type="checkbox"/>            | <input type="checkbox"/>            | <input checked="" type="checkbox"/> |
| Signal System (i.e., traffic lights)  | <input type="checkbox"/> | <input type="checkbox"/>            | <input checked="" type="checkbox"/> | <input type="checkbox"/>            |
| Comments:                             | <hr/> <hr/>              |                                     |                                     |                                     |

- 7) Overall, how would you rate your travel experiences in the Mint Hill area?
- ☐ Excellent
  - ☒ Good
  - ☐ Fair
  - ☐ Poor

- 8) Name any specific areas of Mint Hill that you avoid traveling due to concerns about traffic congestion.
- Wilgame mint Hill Rd - (narrow)

- 9) What specific changes would you recommend to improve the quality of transportation in the Mint Hill area?
- fix roads pot holes.

- 10) If you had an infinite amount of money to spend on transportation, designate what percentage you would allocate to the following improvements. Note your total should equal 100%.

Neighborhood traffic calming (4-way stop, speed humps, and raised crosswalks)	<u>0</u> %
Sidewalk construction and repairs	<u>10</u> %
Bikeway construction on roads lanes and greenways	<u>0</u> %
Widening existing roads	<u>30</u> %
Construct new roads	<u>20</u> %
Maintenance of existing roadways (i.e., fix pot holes, resurface, better signage, etc)	<u>10</u> %
Improving street aesthetics (i.e., street trees, street lighting planted medians, etc)	<u>10</u> %
Improving traffic flow (i.e., control # and location of driveways, coordinating signals, additional traffic signals, additional turn lanes, etc)	<u>10</u> %
Maintaining adequate public transportation (i.e., buses, bus stops, routing)	<u>5</u> %
Improving street connectivity	<u>0</u> %
Other (Specify)	<u>5</u> %

11) What transit services are needed in the Mint Hill area today and in the future?

Today: none

Future: Bus

12) How likely would you be to increase your use of transit if the following improvements were made?

	Not Likely	Somewhat Likely	Very Likely
More transit routes	<input type="checkbox"/>	<input checked="" type="checkbox"/>	<input checked="" type="checkbox"/>
More frequent service	<input type="checkbox"/>	<input checked="" type="checkbox"/>	<input type="checkbox"/>
Cleaner buses & facilities	<input type="checkbox"/>	<input checked="" type="checkbox"/>	<input type="checkbox"/>
Light/commuter rail	<input type="checkbox"/>	<input checked="" type="checkbox"/>	<input type="checkbox"/>
Other (describe)	<input type="checkbox"/>	<input type="checkbox"/>	<input checked="" type="checkbox"/>

13) Transportation funding sources:  
If additional funding for transportation improvement is needed, would you support any of the following sources? (Check all that apply)

- ☐ Higher gas tax
- ☐ Higher sales tax
- ☐ Higher property tax
- ☒ Tolls on roads
- ☐ Development impact fees (developers may pass through to new home buyers)
- ☐ Transportation bonds (borrowing)
- ☐ Real Estate/Property Transfer Tax
- ☐ Other: (please specify) \_\_\_\_\_

14) Please rate the list of proposed improvements?

SERVICE	LEAST				MOST
Plant trees along streets	<input type="checkbox"/> 1	<input type="checkbox"/> 2	<input checked="" type="checkbox"/> 3	<input type="checkbox"/> 4	<input type="checkbox"/> 5
Town entry features	<input type="checkbox"/> 1	<input checked="" type="checkbox"/> 2	<input type="checkbox"/> 3	<input type="checkbox"/> 4	<input type="checkbox"/> 5
Improve storm drainage facilities	<input type="checkbox"/> 1	<input type="checkbox"/> 2	<input checked="" type="checkbox"/> 3	<input type="checkbox"/> 4	<input type="checkbox"/> 5
Neighborhood traffic calming	<input checked="" type="checkbox"/> 1	<input type="checkbox"/> 2	<input type="checkbox"/> 3	<input type="checkbox"/> 4	<input checked="" type="checkbox"/> 5
Additional parks & rec facilities	<input checked="" type="checkbox"/> 1	<input type="checkbox"/> 2	<input type="checkbox"/> 3	<input type="checkbox"/> 4	<input checked="" type="checkbox"/> 5
Bicycle facilities	<input checked="" type="checkbox"/> 1	<input type="checkbox"/> 2	<input type="checkbox"/> 3	<input type="checkbox"/> 4	<input type="checkbox"/> 5
Sidewalks	<input type="checkbox"/> 1	<input type="checkbox"/> 2	<input checked="" type="checkbox"/> 3	<input type="checkbox"/> 4	<input type="checkbox"/> 5
Greenway System	<input checked="" type="checkbox"/> 1	<input type="checkbox"/> 2	<input type="checkbox"/> 3	<input type="checkbox"/> 4	<input type="checkbox"/> 5
Downtown/Town Center	<input type="checkbox"/> 1	<input type="checkbox"/> 2	<input type="checkbox"/> 3	<input checked="" type="checkbox"/> 4	<input type="checkbox"/> 5
Other (Please specify)	_____				

15) General comments:

\_\_\_\_\_

\_\_\_\_\_

\_\_\_\_\_

\_\_\_\_\_

- ☐ Less than one year  
☐ 1-5 years  
☐ 5-10 years  
☒ More than 10 years  
☐ Do not reside in Mint Hill

- ☐ Within a mile  
☐ 1-5 miles  
☐ 5-10 miles  
☒ More than 10 miles  
☐ Not Applicable

- ☐ Yes  
☒ No

- Openses

- 

- |                                       | Excellent                | Good                     | Fair                                | Poor                     |
|---------------------------------------|--------------------------|--------------------------|-------------------------------------|--------------------------|
| Condition of Roads                    | <input type="checkbox"/> | <input type="checkbox"/> | <input checked="" type="checkbox"/> | <input type="checkbox"/> |
| Traffic Congestion                    | <input type="checkbox"/> | <input type="checkbox"/> | <input checked="" type="checkbox"/> | <input type="checkbox"/> |
| Attractiveness of Roads               | <input type="checkbox"/> | <input type="checkbox"/> | <input checked="" type="checkbox"/> | <input type="checkbox"/> |
| Traffic Safety                        | <input type="checkbox"/> | <input type="checkbox"/> | <input checked="" type="checkbox"/> | <input type="checkbox"/> |
| Walking Environment (i.e., sidewalks) | <input type="checkbox"/> | <input type="checkbox"/> | <input type="checkbox"/>            | <input type="checkbox"/> |
| Bicycling Environment                 | <input type="checkbox"/> | <input type="checkbox"/> | <input checked="" type="checkbox"/> | <input type="checkbox"/> |
| Signal System (i.e., traffic lights)  | <input type="checkbox"/> | <input type="checkbox"/> | <input checked="" type="checkbox"/> | <input type="checkbox"/> |

Need a list at Allen Blair Road and Bray Road

- ☐ Excellent  
☐ Good  
☒ Fair  
☐ Poor

- Ally, Brad and Brief at Paul House.

- 

- |  |            |   |
|--|------------|---|
| Neighborhood traffic calming (4-way stop, speed humps, and raised crosswalks)  | <u>0</u>   | % |
| Sidewalk construction and repairs  | <u>0</u>   | % |
| Bikeway construction on roads lanes and greenways  | <u>0</u>   | % |
| Widening existing roads  | <u>100</u> | % |
| Construct new roads  | <u>100</u> | % |
| Maintenance of existing roadways (i.e., fix pot holes, resurface, better signage, etc)   | <u>100</u> | % |
| Improving street aesthetics (i.e., street trees, street lighting planted medians, etc)   | <u>0</u>   | % |
| Improving traffic flow (i.e., control # and location of driveways, coordinating signals, additional traffic signals, additional turn lanes, etc) | <u>0</u>   | % |
| Maintaining adequate public transportation (i.e., buses, bus stops, routing)   | <u>5</u>   | % |
| Improving street connectivity  | <u>0</u>   | % |
| Other (Specify) _____  |            | % |

11) What transit services are needed in the Mint Hill area today and in the future?

Today: None

Future: None

12) How likely would you be to increase your use of transit if the following improvements were made?

	Not Likely	Somewhat Likely	Very Likely
More transit routes	<input checked="" type="checkbox"/>	<input type="checkbox"/>	<input type="checkbox"/>
More frequent service	<input checked="" type="checkbox"/>	<input type="checkbox"/>	<input type="checkbox"/>
Cleaner buses & facilities	<input checked="" type="checkbox"/>	<input type="checkbox"/>	<input type="checkbox"/>
Light/commuter rail	<input checked="" type="checkbox"/>	<input type="checkbox"/>	<input type="checkbox"/>
Other (describe)	<input checked="" type="checkbox"/>	<input type="checkbox"/>	<input type="checkbox"/>

13) Transportation funding sources:  
If additional funding for transportation improvement is needed, would you support any of the following sources? (Check all that apply)

- ☐ Higher gas tax
- ☐ Higher sales tax
- ☐ Higher property tax
- ☐ Tolls on roads
- ☐ Development impact fees (developers may pass through to new home buyers)
- ☐ Transportation bonds (borrowing)
- ☐ Real Estate/Property Transfer Tax
- ☐ Other: (please specify) None

14) Please rate the list of proposed improvements?

SERVICE	LEAST	←————→ MOST			
Plant trees along streets	<input checked="" type="checkbox"/>	2	3	4	5
Town entry features	<input checked="" type="checkbox"/>	2	3	4	5
Improve storm drainage facilities	<input checked="" type="checkbox"/>	2	3	4	5
Neighborhood traffic calming	<input checked="" type="checkbox"/>	2	3	4	5
Additional parks & rec facilities	<input checked="" type="checkbox"/>	2	3	4	5
Bicycle facilities	<input checked="" type="checkbox"/>	2	3	4	5
Sidewalks	<input checked="" type="checkbox"/>	2	3	4	5
Greenway System	<input checked="" type="checkbox"/>	2	3	4	5
Downtown/Town Center	<input checked="" type="checkbox"/>	2	3	4	5
Other (Please specify)					

15) General comments:

# Transportation Survey

1) How long have you lived in the Town of Mint Hill? (Check one)

- ☐ Less than one year  
☐ 1-5 years  
☐ 5-10 years  
☒ More than 10 years  
☐ Do not reside in Mint Hill

2) How far is your commute to work? (check one)

- ☐ Within a mile  
☐ 1-5 miles  
☐ 5-10 miles  
☒ More than 10 miles  
☐ Not Applicable

3) Do you work within the Town?

- ☐ Yes  
☒ No

4) What do you LIKE most about the Town of Mint Hill?

Small town USA

5) What do you DISLIKE most about the Town of Mint Hill?

Allowing too many trees to be leveled

6) How would you rate the following in the Town of Mint Hill? (check one)

	Excellent	Good	Fair	Poor
Condition of Roads	<input type="checkbox"/>	<input type="checkbox"/>	<input checked="" type="checkbox"/>	<input type="checkbox"/>
Traffic Congestion	<input type="checkbox"/>	<input type="checkbox"/>	<input checked="" type="checkbox"/>	<input type="checkbox"/>
Attractiveness of Roads	<input type="checkbox"/>	<input type="checkbox"/>	<input checked="" type="checkbox"/>	<input type="checkbox"/>
Traffic Safety	<input type="checkbox"/>	<input type="checkbox"/>	<input type="checkbox"/>	<input checked="" type="checkbox"/>
Walking Environment (i.e., sidewalks)	<input type="checkbox"/>	<input type="checkbox"/>	<input type="checkbox"/>	<input checked="" type="checkbox"/>
Bicycling Environment	<input type="checkbox"/>	<input type="checkbox"/>	<input type="checkbox"/>	<input checked="" type="checkbox"/>
Signal System (i.e., traffic lights)	<input type="checkbox"/>	<input type="checkbox"/>	<input checked="" type="checkbox"/>	<input type="checkbox"/>

Comments:

---

---

7) Overall, how would you rate your travel experiences in the Mint Hill area?

- ☐ Excellent  
☐ Good  
☒ Fair  
☐ Poor

8) Name any specific areas of Mint Hill that you avoid traveling due to concerns about traffic congestion.

Hoods Crossing @ rush hour

9) What specific changes would you recommend to improve the quality of transportation in the Mint Hill area?

Improvement of intersection at Hoods Crossing  
Traffic control on 51 @ Queen's Grant Charter School

10) If you had an infinite amount of money to spend on transportation, designate what percentage you would allocate to the following improvements. Note your total should equal 100%.

Neighborhood traffic calming (4-way stop, speed humps, and raised crosswalks)	<u>2 1/2</u> %
Sidewalk construction and repairs	<u>5</u> %
Bikeway construction on roads lanes and greenways	<u>2 1/2</u> %
Widening existing roads	<u>2 1/2</u> %
Construct new roads	<u>15</u> %
Maintenance of existing roadways (i.e., fix pot holes, resurface, better signage, etc)	<u>25</u> %
Improving street aesthetics (i.e., street trees, street lighting planted medians, etc)	<u>25</u> %
Improving traffic flow (i.e., control # and location of driveways, coordinating signals, additional traffic signals, additional turn lanes, etc)	<u>25</u> %
Maintaining adequate public transportation (i.e., buses, bus stops, routing)	<u>2 1/2</u> %
Improving street connectivity	<u>0</u> %
Other (Specify) _____	_____ %

11) What transit services are needed in the Mint Hill area today and in the future?

Today: \_\_\_\_\_

Future: \_\_\_\_\_

12) How likely would you be to increase your use of transit if the following improvements were made?

	Not Likely	Somewhat Likely	Very Likely
More transit routes	<input checked="" type="checkbox"/>	<input type="checkbox"/>	<input type="checkbox"/>
More frequent service	<input checked="" type="checkbox"/>	<input type="checkbox"/>	<input type="checkbox"/>
Cleaner buses & facilities	<input checked="" type="checkbox"/>	<input type="checkbox"/>	<input type="checkbox"/>
Light/commuter rail	<input checked="" type="checkbox"/>	<input type="checkbox"/>	<input type="checkbox"/>
Other (describe)	<input type="checkbox"/>	<input type="checkbox"/>	<input type="checkbox"/>

13) Transportation funding sources:  
If additional funding for transportation improvement is needed, would you support any of the following sources? (Check all that apply)

- ☐ Higher gas tax
- ☐ Higher sales tax
- ☐ Higher property tax
- ☐ Tolls on roads
- ☒ Development impact fees (developers may pass through to new home buyers)
- ☐ Transportation bonds (borrowing)
- ☐ Real Estate/Property Transfer Tax
- ☐ Other: (please specify) \_\_\_\_\_

14) Please rate the list of proposed improvements?

SERVICE	LEAST				MOST
Plant trees along streets	1	2	3	4	5
Town entry features	1	2	3	4	5
Improve storm drainage facilities	1	2	3	4	5
Neighborhood traffic calming	1	2	3	4	5
Additional parks & rec facilities	1	2	3	4	5
Bicycle facilities	1	2	3	4	5
Sidewalks	1	2	3	4	5
Greenway System	1	2	3	4	5
Downtown/Town Center	1	2	3	4	5
Other (Please specify)	_____				

15) General comments:

All attempts should be made to keep  
traffic out of neighborhoods by improving  
traffic flow on main roads so that small  
communities can remain pedestrian friendly  
and neighbours can remain safe and in touch  
with one another.

# Transportation Survey

1) How long have you lived in the Town of Mint Hill? (Check one)

☐ Less than one year

☐ 1-5 years

☐ 5-10 years

☒ More than 10 years — over 20 years

☐ Do not reside in Mint Hill

2) How far is your commute to work? (check one)

☐ Within a mile

☐ 1-5 miles

☒ 5-10 miles

☐ More than 10 miles

☐ Not Applicable

3) Do you work within the Town?

☐ Yes

☒ No

4) What do you LIKE most about the Town of Mint Hill?

The small town atmosphere, open land, pastures & farms, schools (local) churches, heritage, the local flavor of the town that makes Mint Hill unique.

5) What do you DISLIKE most about the Town of Mint Hill?

The "too" rapid growth, increase in traffic, big developers overrunning the town & surrounding areas — the fear of becoming another Pineville

6) How would you rate the following in the Town of Mint Hill? (check one)

	Excellent	Good	Fair	Poor
Condition of Roads	<input type="checkbox"/>	<input checked="" type="checkbox"/>	<input checked="" type="checkbox"/>	<input type="checkbox"/>
Traffic Congestion	<input type="checkbox"/>	<input type="checkbox"/>	<input checked="" type="checkbox"/>	<input checked="" type="checkbox"/>
Attractiveness of Roads	<input type="checkbox"/>	<input checked="" type="checkbox"/>	<input checked="" type="checkbox"/>	<input type="checkbox"/>
Traffic Safety	<input type="checkbox"/>	<input checked="" type="checkbox"/>	<input checked="" type="checkbox"/>	<input type="checkbox"/>
Walking Environment (i.e., sidewalks)	<input type="checkbox"/>	<input type="checkbox"/>	<input checked="" type="checkbox"/>	<input type="checkbox"/>
Bicycling Environment	<input type="checkbox"/>	<input type="checkbox"/>	<input checked="" type="checkbox"/>	<input type="checkbox"/>
Signal System (i.e., traffic lights)	<input type="checkbox"/>	<input type="checkbox"/>	<input checked="" type="checkbox"/>	<input type="checkbox"/>

Comments:

The road system <sup>schools</sup> can not keep up with the developers / development

Cut thru traffic in neighborhoods is increasingly adding to the dissolution of neighborhoods & adding dangerous conditions for walking, bicycling and children playing. This is not what Mint Hill is supposed to be like — it should be a safe, community oriented small town that respects its citizens and neighborhoods.

7) Overall, how would you rate your travel experiences in the Mint Hill area?

☐ Excellent

☒ Good

☒ Fair

☐ Poor

8) Name any specific areas of Mint Hill that you avoid traveling due to concerns about traffic congestion.

\* Lebanon Rd. at Hwy 51 \* Hwy 51 at Idlewild, Exiting from Old H.T. downtown at Shomars and Burger King, Food Lion at Hwy 51 — you can't get out into traffic, Charter School traffic on Hwy 51

9) What specific changes would you recommend to improve the quality of transportation in the Mint Hill area?

Stoplights & Turn signals at Lebanon Rd & Hwy 51 — Reconfigure Hwy 51

Note: When the shopping center at Costco, Michaels etc was built a traffic light was erected behind Michaels. There may be 5 cars stopped at a time. Turn lanes in front of Food Lion Shopping Center — the turn lanes are too short — confusion w/ double lined turn lanes

10) If you had an infinite amount of money to spend on transportation, designate what percentage you would allocate to the following improvements. Note your total should equal 100%.

at Lebanon Rd	Neighborhood traffic calming (4-way stop, speed humps, and raised crosswalks)	5%
50-75 cars or more	Sidewalk construction and repairs	%
can pass on Hwy 51 before you can pull out —	Bikeway construction on roads lanes and greenways	%
Why did the shopping center get a light & we can't get one at Lebanon Rd.	Widening existing roads — major roads not neighborhood	%
	Construct new roads	10%
	Maintenance of existing roadways (i.e., fix pot holes, resurface, better signage, etc)	25%
	Improving street aesthetics (i.e., street trees, street lighting planted medians, etc)	%
	Improving traffic flow (i.e., control # and location of driveways, coordinating signals, additional traffic signals, additional turn lanes, etc)	15%
	Maintaining adequate public transportation (i.e., buses, bus stops, routing)	10%
	Improving street connectivity	%
	Other (Specify)	%

this is unclear

11) What transit services are needed in the Mint Hill area today and in the future?

Today: Light Rail System - Extended to uptown, university & Southpark area  
 Future: Light Rail System

12) How likely would you be to increase your use of transit if the following improvements were made?

	Not Likely	Somewhat Likely	Very Likely
More transit routes	<input checked="" type="checkbox"/>	<input type="checkbox"/>	<input type="checkbox"/>
More frequent service	<input type="checkbox"/>	<input checked="" type="checkbox"/>	<input type="checkbox"/>
Cleaner buses & facilities	<input type="checkbox"/>	<input type="checkbox"/>	<input type="checkbox"/>
Light/commuter rail	<input type="checkbox"/>	<input checked="" type="checkbox"/>	<input type="checkbox"/>
Other (describe)	<input type="checkbox"/>	<input type="checkbox"/>	<input type="checkbox"/>

13) Transportation funding sources:

If additional funding for transportation improvement is needed, would you support any of the following sources? (Check all that apply)

- ☐ Higher gas tax
- ☐ Higher sales tax
- ☐ Higher property tax
- ☒ Tolls on roads
- ☒ Development impact fees (developers may pass through to new home buyers)
- ☐ Transportation bonds (borrowing)
- ☐ Real Estate/Property Transfer Tax
- ☐ Other: (please specify) \_\_\_\_\_

14) Please rate the list of proposed improvements?

SERVICE	LEAST				MOST
leave trees alone <del>Plant trees along streets</del>	1	2	3	4	<input checked="" type="checkbox"/>
Where does the town begin? Town entry features	1	2	3	4	5
Improve storm drainage facilities	1	2	3	<input checked="" type="checkbox"/>	5
Neighborhood traffic calming	1	2	3	4	<input checked="" type="checkbox"/>
Additional parks & rec facilities	1	2	<input checked="" type="checkbox"/>	4	5
Bicycle facilities	1	<input checked="" type="checkbox"/>	3	4	5
Sidewalks	1	2	<input checked="" type="checkbox"/>	4	5
Greenway System	1	2	<input checked="" type="checkbox"/>	4	5
Downtown/Town Center	1	2	3	4	5
Other (Please specify)					

15) General comments:

We are a small southern town with a history dating from the 1700s - preserve this please!!  
 I am distressed that downtown Mint Hill is being destroyed to become just like everywhere "Small" town. The beautiful trees are falling and trendy buildings are rising - These look just like all of the other buildings in "everywhere USA". The destruction of the trees at the physicians building across from Lowe's Foods Shopping Center is tragic. The trees that were cut down at the new storage building on Hwy 51 (Morrison Park) have been replaced by new trees at the same site - Why? I know progress must happen - When does PROGRESS MEAN DEGRESS?

Kimley-Horn and Associates, Inc.

PLEASE - NO MORE TANNING SALONS, NAIL SALONS, PIZZA TAKE OUTS & Chinese Restaurants

add to what we already have - Get some more quality restaurants instead



# Transportation Survey

1) How long have you lived in the Town of Mint Hill? (Check one)

- ☐ Less than one year  
☐ 1-5 years  
☐ 5-10 years  
☒ More than 10 years  
☐ Do not reside in Mint Hill

2) How far is your commute to work? (check one)

- ☒ Within a mile  
☐ 1-5 miles  
☐ 5-10 miles  
☐ More than 10 miles  
☐ Not Applicable

3) Do you work within the Town?

- ☒ Yes  
☐ No

4) What do you LIKE most about the Town of Mint Hill?

Quiet

5) What do you DISLIKE most about the Town of Mint Hill?

"Connectivity"

6) How would you rate the following in the Town of Mint Hill? (check one)

	Excellent	Good	Fair	Poor
Condition of Roads	<input type="checkbox"/>	<input type="checkbox"/>	<input checked="" type="checkbox"/>	<input type="checkbox"/>
Traffic Congestion	<input type="checkbox"/>	<input type="checkbox"/>	<input type="checkbox"/>	<input checked="" type="checkbox"/>
Attractiveness of Roads	<input type="checkbox"/>	<input type="checkbox"/>	<input type="checkbox"/>	<input checked="" type="checkbox"/>
Traffic Safety	<input type="checkbox"/>	<input type="checkbox"/>	<input checked="" type="checkbox"/>	<input checked="" type="checkbox"/>
Walking Environment (i.e., sidewalks)	<input type="checkbox"/>	<input type="checkbox"/>	<input checked="" type="checkbox"/>	<input type="checkbox"/>
Bicycling Environment	<input type="checkbox"/>	<input type="checkbox"/>	<input checked="" type="checkbox"/>	<input type="checkbox"/>
Signal System (i.e., traffic lights)	<input type="checkbox"/>	<input type="checkbox"/>	<input type="checkbox"/>	<input checked="" type="checkbox"/>

Comments:

7) Overall, how would you rate your travel experiences in the Mint Hill area?

- ☐ Excellent  
☐ Good  
☒ Fair  
☐ Poor

8) Name any specific areas of Mint Hill that you avoid traveling due to concerns about traffic congestion.

Mintwood Dr.

9) What specific changes would you recommend to improve the quality of transportation in the Mint Hill area?

Wider Roads

10) If you had an infinite amount of money to spend on transportation, designate what percentage you would allocate to the following improvements. Note your total should equal 100%.

Neighborhood traffic calming (4-way stop, speed humps, and raised crosswalks)	<u>          </u> %
Sidewalk construction and repairs	<u>20</u> %
Bikeway construction on roads lanes and greenways	<u>05</u> %
Widening existing roads	<u>30</u> %
Construct new roads	<u>20</u> %
Maintenance of existing roadways (i.e., fix pot holes, resurface, better signage, etc)	<u>10</u> %
Improving street aesthetics (i.e., street trees, street lighting planted medians, etc)	<u>10</u> %
Improving traffic flow (i.e., control # and location of driveways, coordinating signals, additional traffic signals, additional turn lanes, etc)	<u>05</u> %
Maintaining adequate public transportation (i.e., buses, bus stops, routing)	<u>          </u> %
Improving street connectivity	<u>          </u> %
Other (Specify)	<u>          </u> %

11) What transit services are needed in the Mint Hill area today and in the future?

Today: Bus  
Future: Lt. Rail

12) How likely would you be to increase your use of transit if the following improvements were made?

	Not Likely	Somewhat Likely	Very Likely
More transit routes	<input type="checkbox"/>	<input checked="" type="checkbox"/>	<input type="checkbox"/>
More frequent service	<input type="checkbox"/>	<input checked="" type="checkbox"/>	<input type="checkbox"/>
Cleaner buses & facilities	<input type="checkbox"/>	<input checked="" type="checkbox"/>	<input type="checkbox"/>
Light/commuter rail	<input type="checkbox"/>	<input checked="" type="checkbox"/>	<input type="checkbox"/>
Other (describe)	<input type="checkbox"/>	<input type="checkbox"/>	<input type="checkbox"/>

13) Transportation funding sources:  
If additional funding for transportation improvement is needed, would you support any of the following sources? (Check all that apply)

- ☐ Higher gas tax
- ☐ Higher sales tax
- ☐ Higher property tax
- ☒ Tolls on roads
- ☒ Development impact fees (developers may pass through to new home buyers)
- ☐ Transportation bonds (borrowing)
- ☐ Real Estate/Property Transfer Tax
- ☐ Other: (please specify) \_\_\_\_\_

14) Please rate the list of proposed improvements?

SERVICE	LEAST				MOST
Plant trees along streets	<input type="checkbox"/> 1	<input type="checkbox"/> 2	<input type="checkbox"/> 3	<input type="checkbox"/> 4	<input checked="" type="checkbox"/> 5
Town entry features	<input type="checkbox"/> 1	<input type="checkbox"/> 2	<input checked="" type="checkbox"/> 3	<input type="checkbox"/> 4	<input type="checkbox"/> 5
Improve storm drainage facilities	<input type="checkbox"/> 1	<input type="checkbox"/> 2	<input type="checkbox"/> 3	<input type="checkbox"/> 4	<input checked="" type="checkbox"/> 5
Neighborhood traffic calming	<input type="checkbox"/> 1	<input type="checkbox"/> 2	<input type="checkbox"/> 3	<input type="checkbox"/> 4	<input checked="" type="checkbox"/> 5
Additional parks & rec facilities	<input type="checkbox"/> 1	<input checked="" type="checkbox"/> 2	<input type="checkbox"/> 3	<input type="checkbox"/> 4	<input type="checkbox"/> 5
Bicycle facilities	<input checked="" type="checkbox"/> 1	<input type="checkbox"/> 2	<input type="checkbox"/> 3	<input type="checkbox"/> 4	<input type="checkbox"/> 5
Sidewalks	<input type="checkbox"/> 1	<input type="checkbox"/> 2	<input type="checkbox"/> 3	<input checked="" type="checkbox"/> 4	<input type="checkbox"/> 5
Greenway System	<input type="checkbox"/> 1	<input checked="" type="checkbox"/> 2	<input type="checkbox"/> 3	<input type="checkbox"/> 4	<input type="checkbox"/> 5
Downtown/Town Center	<input type="checkbox"/> 1	<input type="checkbox"/> 2	<input checked="" type="checkbox"/> 3	<input type="checkbox"/> 4	<input type="checkbox"/> 5
Other (Please specify)	_____				

15) General comments:  
\_\_\_\_\_  
\_\_\_\_\_  
\_\_\_\_\_  
\_\_\_\_\_