

DETECTABLE WARNING SURFACE

STA. 200+84, LT
 STA. 201+09, LT
 STA. 201+34, LT

REMOVING SIGNS

STA. 200+50, 18.4 LT (3)
 STA. 200+57, 31.2 RT
 STA. 201+13, 30.9 RT
 STA. 201+29, 27.2 LT
 STA. 201+65, 31.2 LT
 STA. 201+68, 31.8 RT (2)
 STA. 202+03, 43.8 RT
 STA. 202+22, 39.0 LT
 STA. 202+44, 45.6 LT
 STA. 202+63, 32.3 RT (2)
 STA. 203+24, 47.4 RT
 STA. 203+26, 47.7 RT
 STA. 203+42, 44.6 LT

TRAFFIC SIGNS, TYPE A

STA. 200+44, 19.5 LT (3)
 STA. 200+77, 27.1 LT
 STA. 201+17, 31.1 RT
 STA. 201+43, 26.9 LT (2)
 STA. 201+65, 31.3 RT
 STA. 201+76, 31.7 RT (2)
 STA. 201+90, 25.8 LT (2)
 STA. 202+02, 28.4 LT (2)
 STA. 202+04, 46.0 RT
 STA. 202+23, 33.1 RT
 STA. 202+70, 39.2 LT
 STA. 203+32, 44.9 RT
 STA. 203+50, 50.5 RT (2)
 STA. 203+50, 35.0 LT (2)

SALVAGE SIGNS

STA. 201+65, 31.4 RT
 STA. 202+60, 32.1 RT

6 INCH WHITE LINE

STA. 200+84, LT
 STA. 201+09, LT
 STA. 201+34, LT

CROSSWALK MARKING

STA. 201+81, LT-RT
 STA. 300+68, LT-RT

24 INCH STOP BAR

STA. 200+43, LT

DURABLE LETTER OR SYMBOL

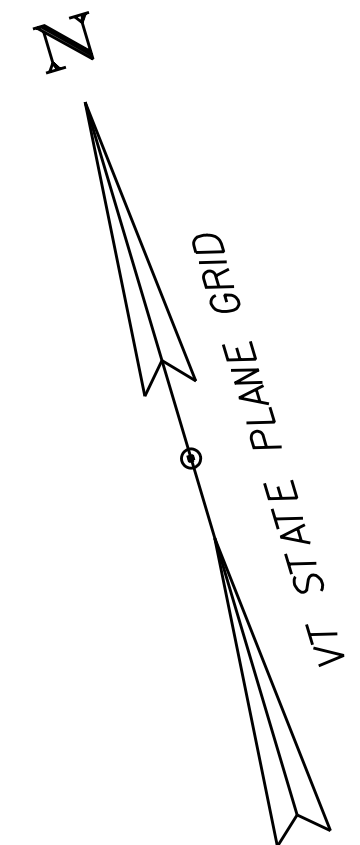
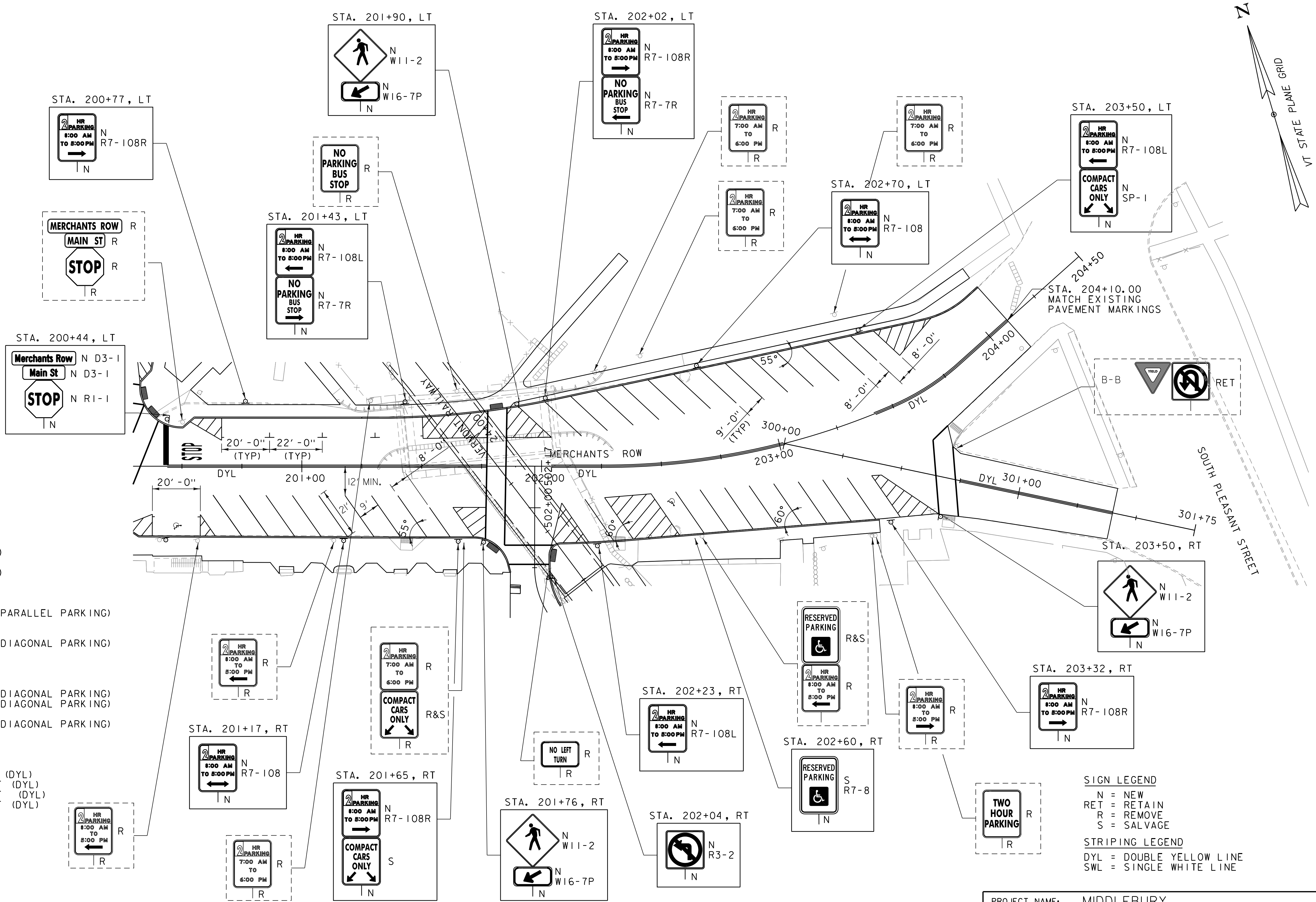
STA. 200+48, RT (HCAP SYMBOL)
 STA. 200+50, LT ("STOP")
 STA. 202+53, RT (HCAP SYMBOL)

4 INCH WHITE LINE

STA. 200+25 - 200+38, RT
 STA. 200+38 - 200+58, RT (PARALLEL PARKING)
 STA. 200+52 - 200+64, LT
 STA. 200+58 - 200+65, RT
 STA. 200+65 - 201+64, RT (DIAGONAL PARKING)
 STA. 201+53 - 201+78, LT
 STA. 201+64 - 201+76, RT
 STA. 201+86 - 202+01, LT
 STA. 202+04 - 202+18, RT
 STA. 202+01 - 203+46, LT (DIAGONAL PARKING)
 STA. 202+18 - 202+37, RT (DIAGONAL PARKING)
 STA. 202+37 - 202+55, RT
 STA. 202+55 - 2-3+36, RT (DIAGONAL PARKING)
 STA. 203+36 - 203+50, RT
 STA. 203+46 - 203+87, LT

4 INCH YELLOW LINE

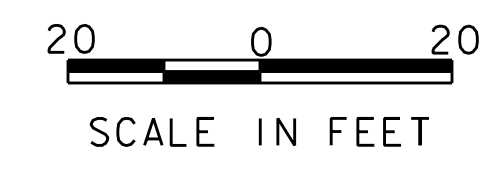
STA. 200+44 - 201+73, LT & RT (DYL)
 STA. 202+04 - 203+02, LT & RT (DYL)
 STA. 203+42 - 204+10, LT & RT (DYL)
 STA. 300+75 - 301+40, LT & RT (DYL)



SIGN LEGEND
 N = NEW
 RET = RETAIN
 R = REMOVE
 S = SALVAGE

STRIPING LEGEND
 DYL = DOUBLE YELLOW LINE
 SWL = SINGLE WHITE LINE

MERCHANTS ROW TRAFFIC SIGNS & LINE STRIPING



PROJECT NAME:	MIDDLEBURY
PROJECT NUMBER:	WCRS(23)
FILE NAME:	z13g542t.sldgn
PROJECT LEADER:	A.P. GUYETTE
DESIGNED BY:	A.J. GOUDREAU
TRAFFIC SIGNS & STRIPING SHEET (2 OF 3)	SHEET III OF 228
PLOT DATE:	8/3/2018
DRAWN BY:	A.J. GOUDREAU
CHECKED BY:	VHB