

<b>SERVICES PROVIDED AND/OR OFFERED BY HUMAN SERVICES FOR HIGHRISE AND LOWRISE</b>	<b>FAMILY</b>	<b>CHILDREN</b>	<b>SENIORS</b>	<b>DISABLE</b>
Affordable Health Care Initiative	X		X	X
Afterschool program for children		X		
Ambassador Program		X		
Bridges over Poverty - human capacity building	X			
<b>Bus passes</b>	X		X	X
Career Fair	X			X
Cell phone services	X		X	X
CERT Training	X		X	
Child Care		X		
Clothes Closet	X		X	X
<b>Commodities</b>	X		X	X
Computer training	X		X	X
Dental Services	X		X	X
Earn benefits program	X			
Education	X		X	X
Emergency services	X		X	X
Emergency Food	X		X	X
Emergency Housing	X		X	X
Extension Services	X		X	X
Family Planning	X			
Family Rewards	X			
Family Support Services	X		X	X
<b>Financial Literacy</b>	X		X	X
Food Baskets	X		X	X
Food Pantry	X		X	X
Furniture Assistance	X		X	X
<b>GED classes</b>	X		X	X
Goal card for youth		X		
Health Care for Homeless	X		X	X
Health Education	X		X	X
<b>Health Services</b>	X		X	X

HIV/AIDS Program	X		X	X
Home health services	X		X	X
Home ownership	X		X	X
Housekeeping Classes	X		X	X
Identity Theft Classes	X		X	X
Job Placement	X		X	X
Job training	X		X	X
Mental Health Services	X		X	X
Neighborhood Watch	X		X	X
Nutrition Classes	X		X	X
Out of School Youth Training Program		X		
Parenting Classes	X			X
Parenting Support	X			X
Parents As Teachers	X			X
Payee Program/Money Management/Dispersion Program			X	X
Peer Counseling	X		X	X
Postnatal support and pregnancy	X			
Prenatal education and counseling	X			
Referrals	X	X	X	X
Referrals - Choices program			X	X
Rental Assistance	X		X	X
Save Up Program	X			
Senior Feeding Program			X	X
Substance Abuse Services	X		X	X
Summer Food Program - food truck		X		
Teen Pregnancy Prevention	X			
Teenage support services		X		
Transportation services	X	X	X	X
Tutoring	X	X	X	X
Utility Assistance	X		X	X



## Resident Services Survey

*This survey will only be used for MHA and health purposes.*

MHA is working with community partners to provide YOU with additional PROGRAMS and SERVICES.  
On this survey, we want **YOU** to **tell US** what programs you would like.



**Return this survey to your leasing office by \_\_\_\_\_, and receive a \$10 Visa gift card!**

***Please print the following information***

Name:

Email Address:

Address:

Phone Number:

### **Help for YOU**

***Do you need help with. . . ?***

	<i>Circle "Yes" or "No"</i>		<i>Circle "Yes" or "No"</i>
High Blood Pressure	Yes or No	Healthy Eating/Exercise	Yes or No
Diabetes	Yes or No	Men's Health	Yes or No
High Cholesterol	Yes or No	Women's Health	Yes or No
Behavioral Health Care	Yes or No	Dental Care	Yes or No
HIV/AIDS Care	Yes or No	Access to Health Care	Yes or No
Understanding COVID-19 Virus and/or Vaccine	Yes or No	Other <i>(Please explain)</i>	

***Would you like . . . ?***

	<i>Circle "Yes" or "No"</i>	<i>Circle "Yes" or "No"</i>	
Medical Screenings or Testing	Yes or No	Men's Groups	Yes or No
Stress Relief Activities	Yes or No	Alcohol &/or Drug Use Prevention/Treatment/Recovery	Yes or No
Women's Groups	Yes or No	Book Clubs	Yes or No
Walking Groups	Yes or No	Grief Therapy	Yes or No

***Please turn the page over to complete additional questions***



Other (Please explain)	
------------------------	--

**Barriers**

**We would like to start programs that make it easy for you to take part in. Choose some things that might keep you from participating or getting help.**

	Circle "Yes" or "No"			Circle "Yes" or "No"	
Transportation	Yes	or	No	No Computer	Yes or No
Finding a Doctor	Yes	or	No	Time Management	Yes or No
No Internet	Yes	or	No		
Other (Please explain)					

**AVAILABILITY**

**Place an X in the box for the best days and times you would be available to get the help that you need.**

	Monday	Tuesday	Wednesday	Thursday	Friday	Saturday	Sunday
<b>Morning</b> 7am-12pm							
<b>Afternoon</b> 12-5pm							
<b>Evening</b> 5-9pm							

**ZOOM ACCESSIBILITY**

	Circle "Yes" or "No"
Do you know how to use Zoom for group meetings?	Yes or No
If no, please explain... (need technical help, need access, not comfortable, not preferred method, etc.)	

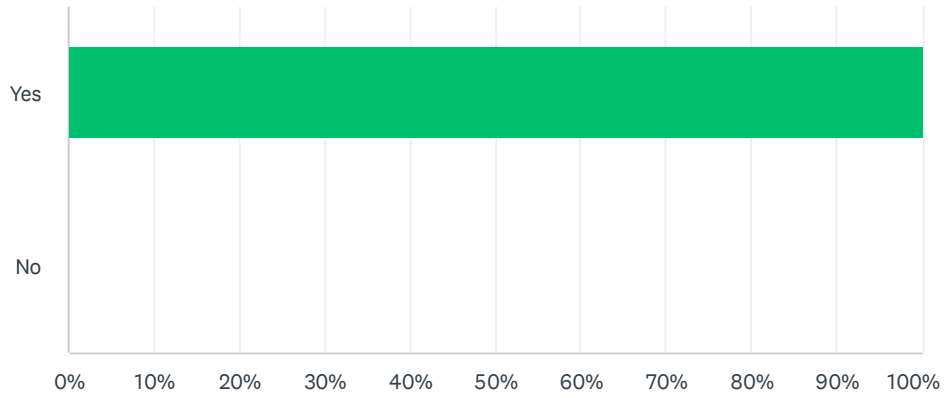
**We appreciate you completing the survey and look forward to helping you continue your health journey!**

RESIDENT OPPORTUNITIES  
SELF-SUFFICIENCY  
RESULTS

# G. E. PATTERSON POINTE

## Q1 Are you an adult 18 years or older?

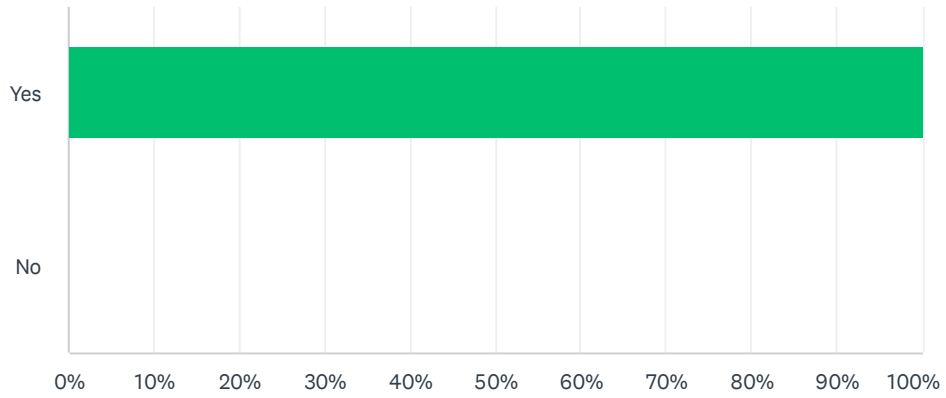
Answered: 13 Skipped: 2



ANSWER CHOICES	RESPONSES	
Yes	100.00%	13
No	0.00%	0
Total Respondents: 13		

## Q2 Are you the head of household?

Answered: 14 Skipped: 1

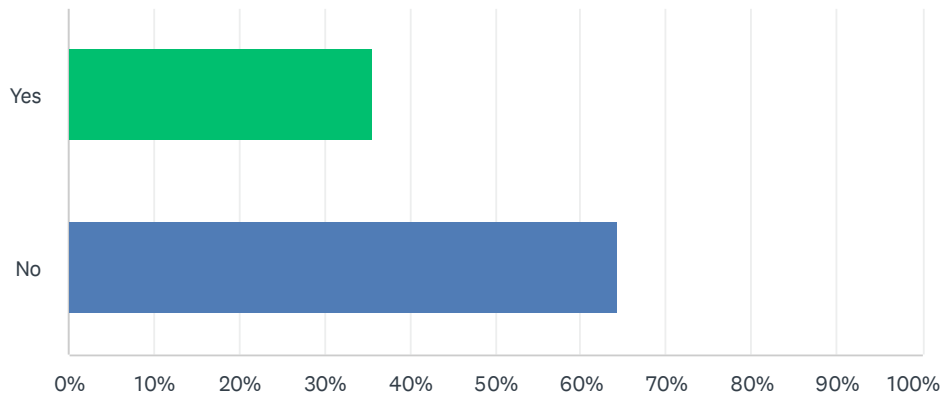


ANSWER CHOICES	RESPONSES	
Yes	100.00%	14
No	0.00%	0
Total Respondents: 14		



### Q3 Does anyone in your household have a mental or physical disability?

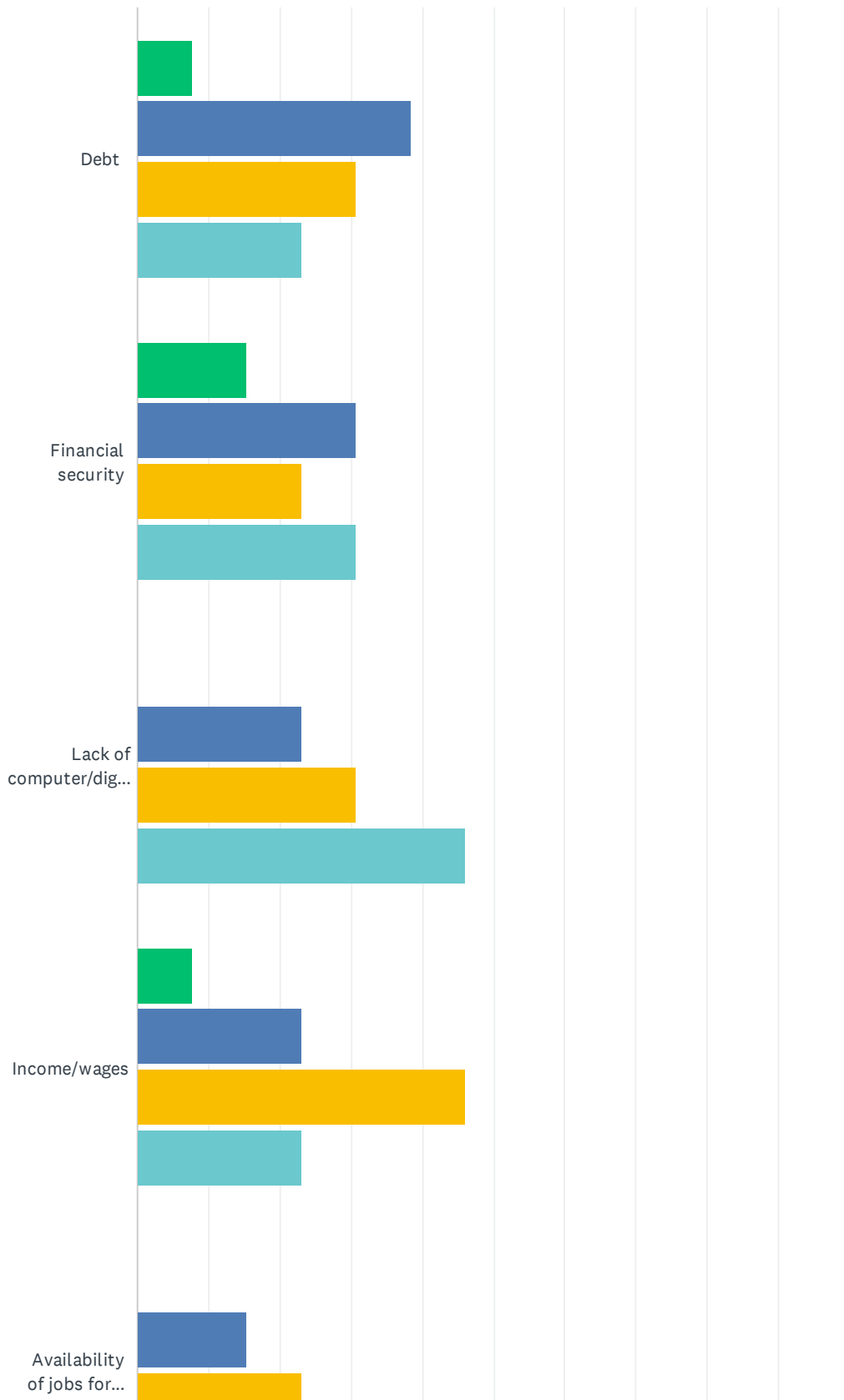
Answered: 14 Skipped: 1



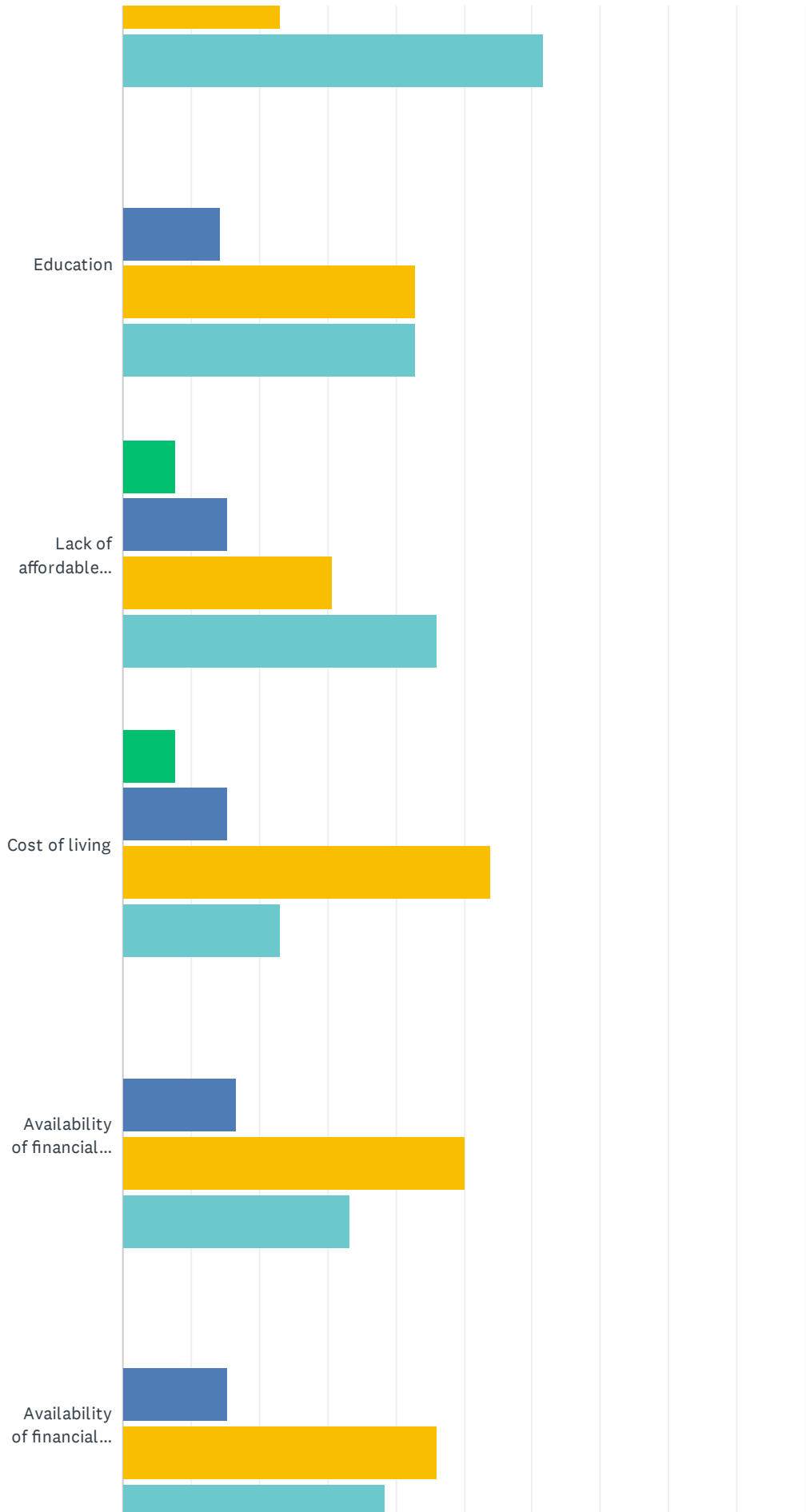
ANSWER CHOICES	RESPONSES	
Yes	35.71%	5
No	64.29%	9
Total Respondents: 14		

## Q4 How would you rate the following issues for your household?

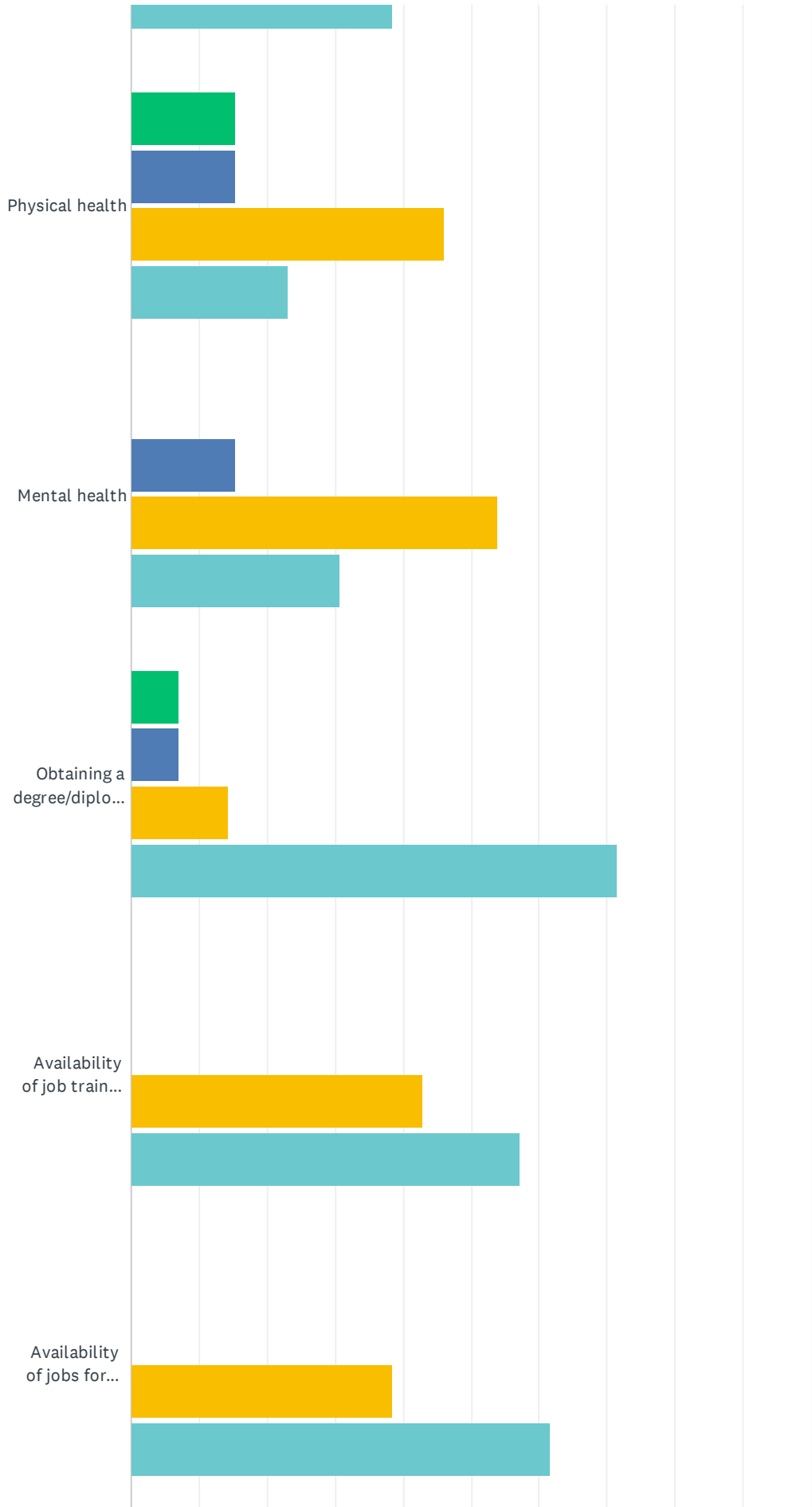
Answered: 14 Skipped: 1



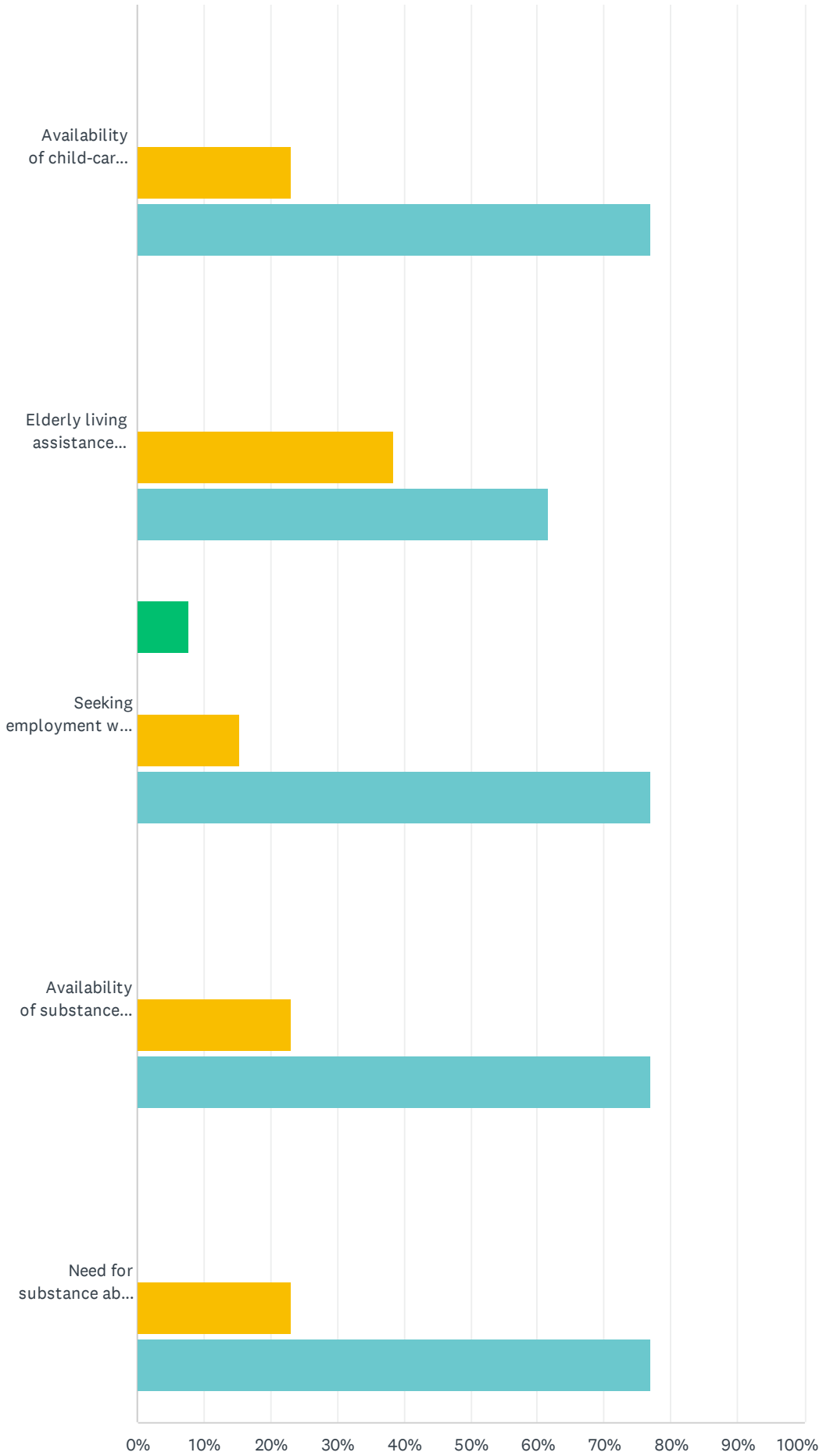
# GE Patterson Point-MHA-ROSS Resident Assessment



GE Patterson Point-MHA-ROSS Resident Assessment



# GE Patterson Point-MHA-ROSS Resident Assessment



## GE Patterson Point-MHA-ROSS Resident Assessment

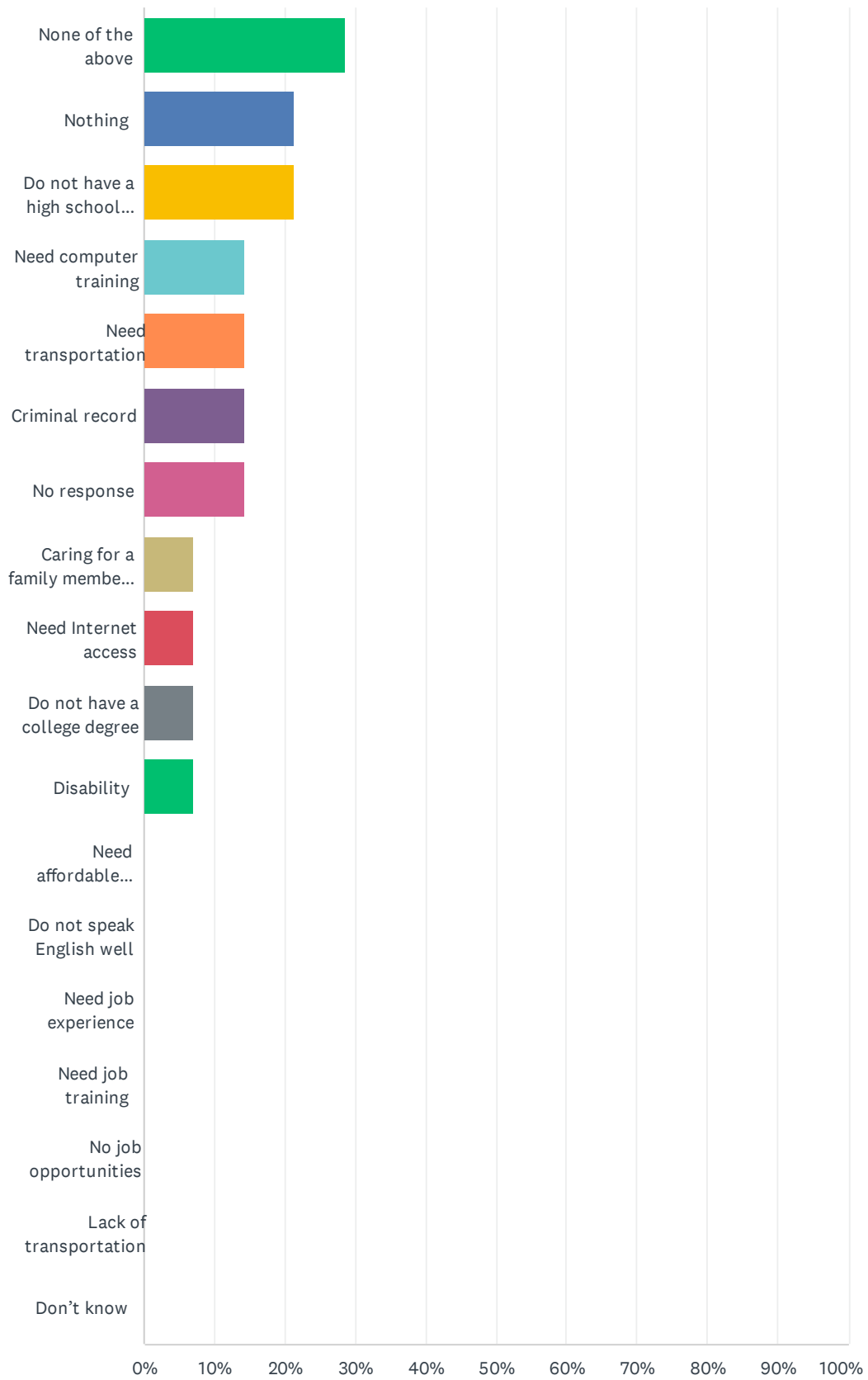
■ Serious Pro...   
 ■ Moderate P...   
 ■ Not a Probl...   
 ■ Does Not A...

	SERIOUS PROBLEM	MODERATE PROBLEM	NOT A PROBLEM	DOES NOT APPLY TO MY HOUSEHOLD	TOTAL RESPONDENTS
Debt	7.69% 1	38.46% 5	30.77% 4	23.08% 3	13
Financial security	15.38% 2	30.77% 4	23.08% 3	30.77% 4	13
Lack of computer/digital literacy	0.00% 0	23.08% 3	30.77% 4	46.15% 6	13
Income/wages	7.69% 1	23.08% 3	46.15% 6	23.08% 3	13
Availability of jobs for youth	0.00% 0	15.38% 2	23.08% 3	61.54% 8	13
Education	0.00% 0	14.29% 2	42.86% 6	42.86% 6	14
Lack of affordable Internet service	7.69% 1	15.38% 2	30.77% 4	46.15% 6	13
Cost of living	7.69% 1	15.38% 2	53.85% 7	23.08% 3	13
Availability of financial services	0.00% 0	16.67% 2	50.00% 6	33.33% 4	12
Availability of financial counseling	0.00% 0	15.38% 2	46.15% 6	38.46% 5	13
Physical health	15.38% 2	15.38% 2	46.15% 6	23.08% 3	13
Mental health	0.00% 0	15.38% 2	53.85% 7	30.77% 4	13
Obtaining a degree/diploma with a criminal record	7.14% 1	7.14% 1	14.29% 2	71.43% 10	14
Availability of job training opportunities	0.00% 0	0.00% 0	42.86% 6	57.14% 8	14
Availability of jobs for adults	0.00% 0	0.00% 0	38.46% 5	61.54% 8	13
Availability of child-care services	0.00% 0	0.00% 0	23.08% 3	76.92% 10	13
Elderly living assistance (62+)	0.00% 0	0.00% 0	38.46% 5	61.54% 8	13
Seeking employment with a criminal record	7.69% 1	0.00% 0	15.38% 2	76.92% 10	13
Availability of substance abuse services	0.00% 0	0.00% 0	23.08% 3	76.92% 10	13
Need for substance abuse treatment	0.00% 0	0.00% 0	23.08% 3	76.92% 10	13

Q5 What are the things that make it difficult for you or other adults in your household to find and/or keep work?

Answered: 14 Skipped: 1

# GE Patterson Point-MHA-ROSS Resident Assessment



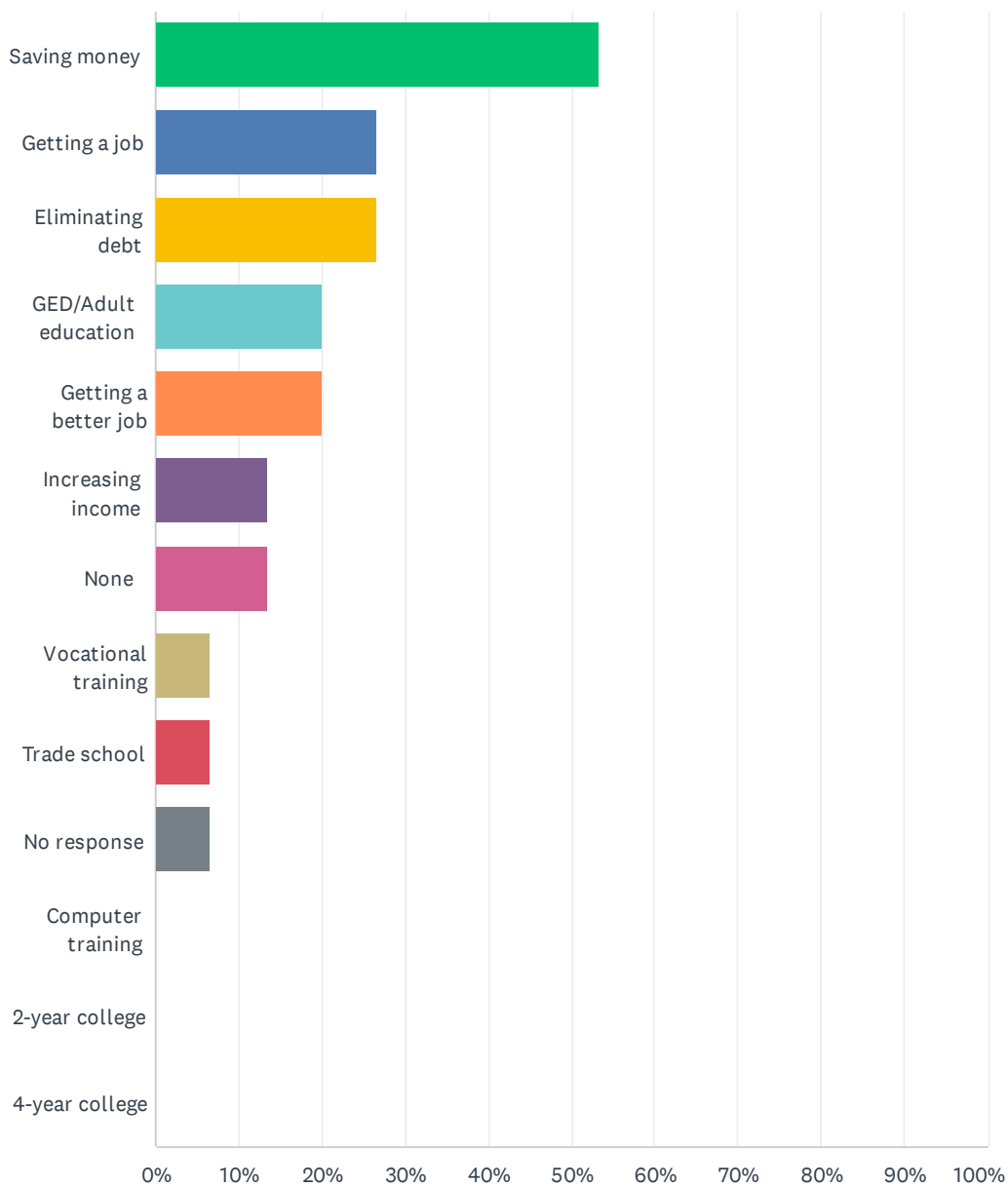


GE Patterson Point-MHA-ROSS Resident Assessment

ANSWER CHOICES	RESPONSES	
None of the above	28.57%	4
Nothing	21.43%	3
Do not have a high school diploma/GED	21.43%	3
Need computer training	14.29%	2
Need transportation	14.29%	2
Criminal record	14.29%	2
No response	14.29%	2
Caring for a family member who is sick or disabled	7.14%	1
Need Internet access	7.14%	1
Do not have a college degree	7.14%	1
Disability	7.14%	1
Need affordable childcare	0.00%	0
Do not speak English well	0.00%	0
Need job experience	0.00%	0
Need job training	0.00%	0
No job opportunities	0.00%	0
Lack of transportation	0.00%	0
Don't know	0.00%	0
Total Respondents: 14		

## Q6 Do you or others in your household have interest in the following?

Answered: 15 Skipped: 0

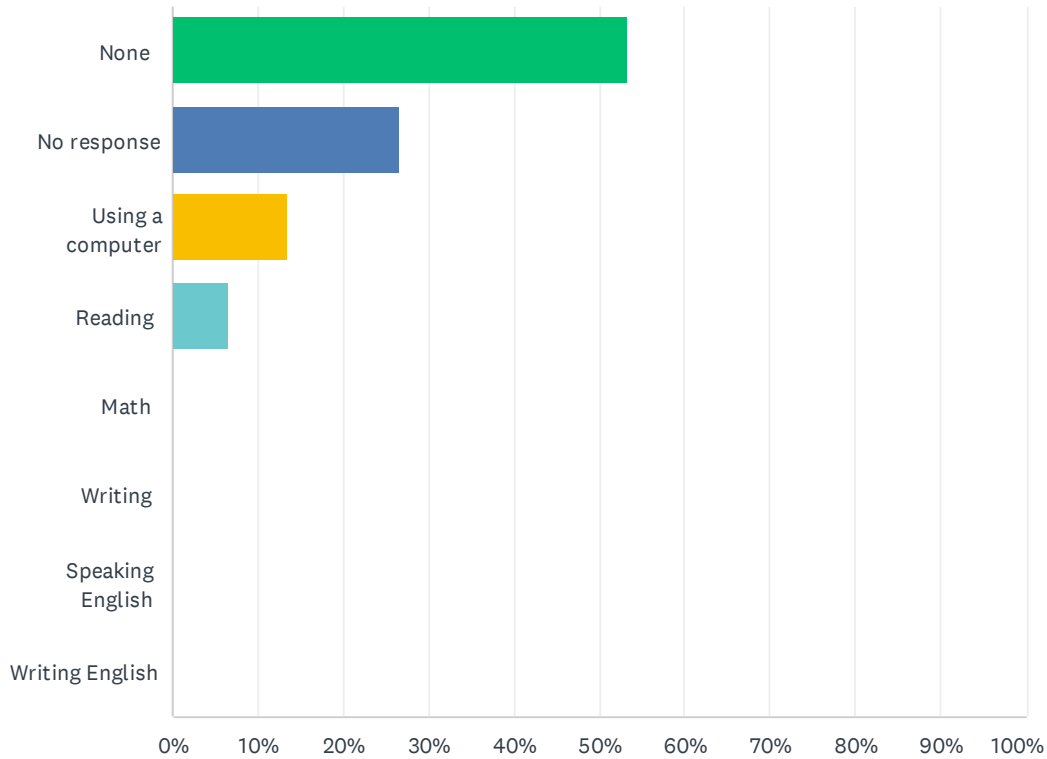


GE Patterson Point-MHA-ROSS Resident Assessment

ANSWER CHOICES	RESPONSES	
Saving money	53.33%	8
Getting a job	26.67%	4
Eliminating debt	26.67%	4
GED/Adult education	20.00%	3
Getting a better job	20.00%	3
Increasing income	13.33%	2
None	13.33%	2
Vocational training	6.67%	1
Trade school	6.67%	1
No response	6.67%	1
Computer training	0.00%	0
2-year college	0.00%	0
4-year college	0.00%	0
Total Respondents: 15		

## Q7 Do you or another adult in your household have difficulty with any of the following?

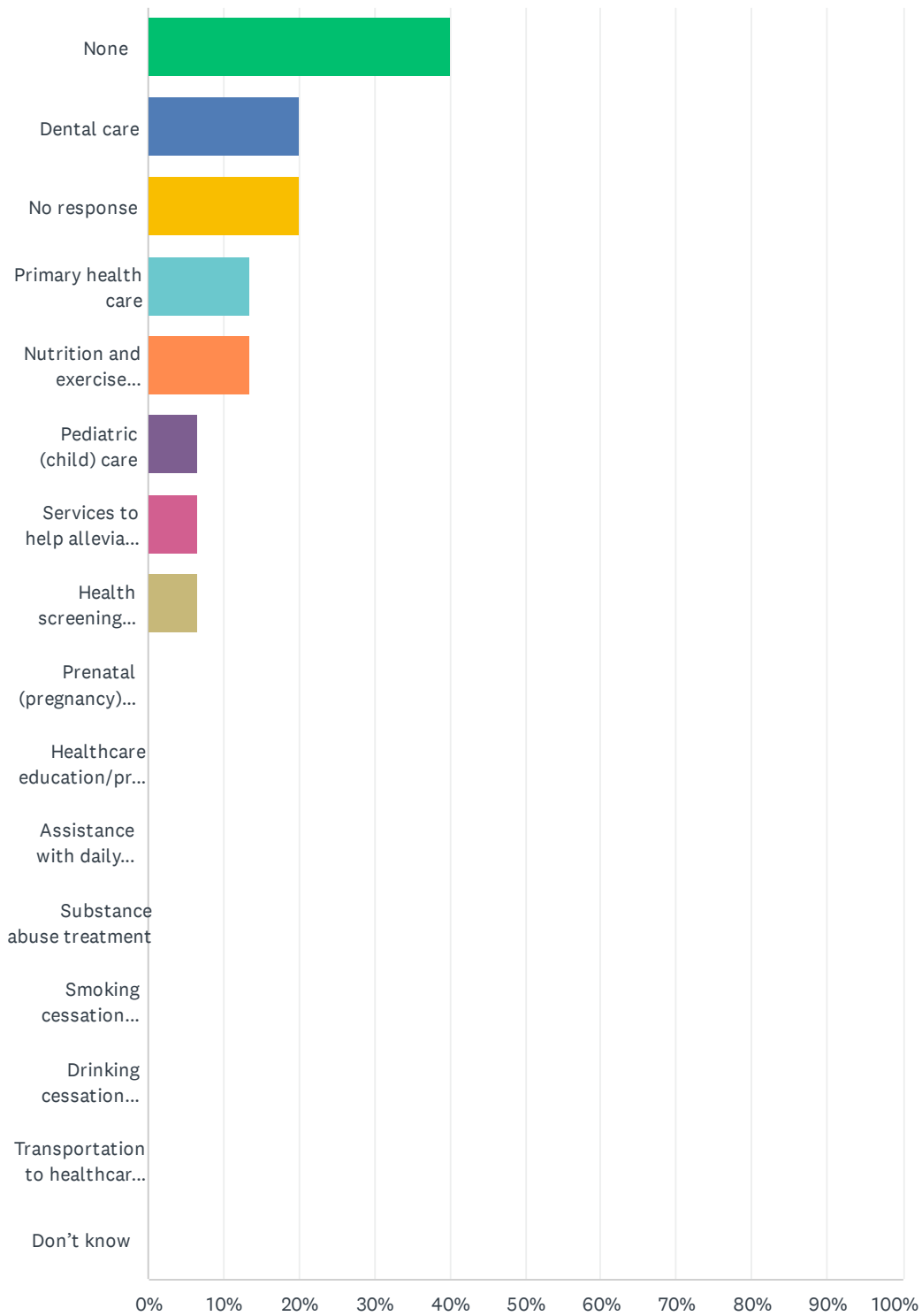
Answered: 15 Skipped: 0



ANSWER CHOICES	RESPONSES
None	53.33% 8
No response	26.67% 4
Using a computer	13.33% 2
Reading	6.67% 1
Math	0.00% 0
Writing	0.00% 0
Speaking English	0.00% 0
Writing English	0.00% 0
Total Respondents: 15	

## Q8 What are the primary health care needs of your household?

Answered: 15 Skipped: 0

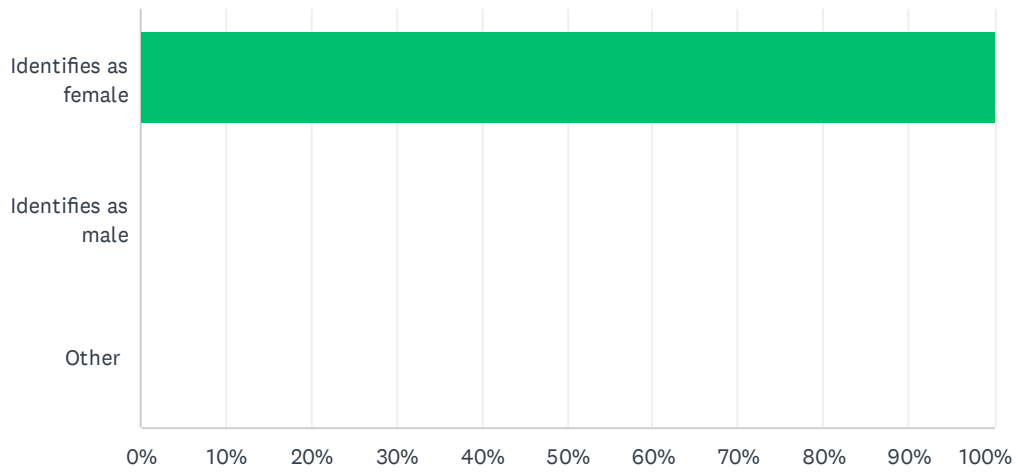


GE Patterson Point-MHA-ROSS Resident Assessment

ANSWER CHOICES	RESPONSES	
None	40.00%	6
Dental care	20.00%	3
No response	20.00%	3
Primary health care	13.33%	2
Nutrition and exercise programs	13.33%	2
Pediatric (child) care	6.67%	1
Services to help alleviate stress/anxiety/depression	6.67%	1
Health screening services	6.67%	1
Prenatal (pregnancy) care	0.00%	0
Healthcare education/prevention	0.00%	0
Assistance with daily living for elderly/disabled residents	0.00%	0
Substance abuse treatment	0.00%	0
Smoking cessation programs	0.00%	0
Drinking cessation programs	0.00%	0
Transportation to healthcare services	0.00%	0
Don't know	0.00%	0
Total Respondents: 15		

## Q9 What is your gender?

Answered: 12 Skipped: 3



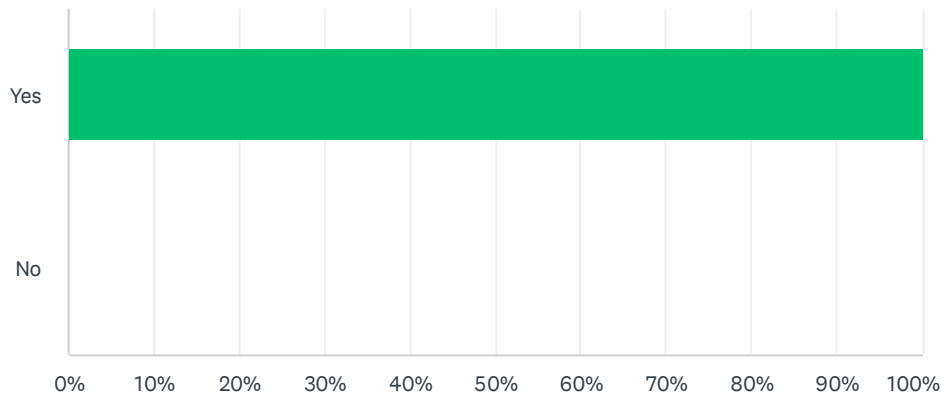
ANSWER CHOICES	RESPONSES	
Identifies as female	100.00%	12
Identifies as male	0.00%	0
Other	0.00%	0
Total Respondents: 12		

# KEFAUVER TERRACE



## Q1 Are you an adult 18 years or older?

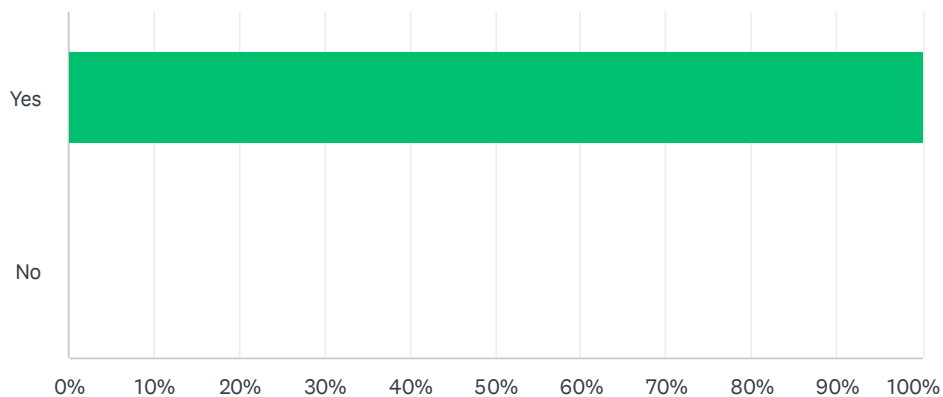
Answered: 19 Skipped: 1



ANSWER CHOICES	RESPONSES	
Yes	100.00%	19
No	0.00%	0
Total Respondents: 19		

## Q2 Are you the head of household?

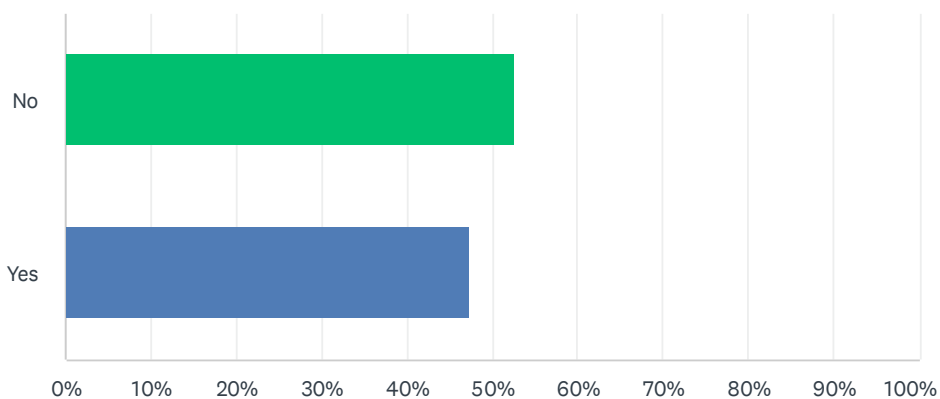
Answered: 19 Skipped: 1



ANSWER CHOICES	RESPONSES	
Yes	100.00%	19
No	0.00%	0
Total Respondents: 19		

### Q3 Does anyone in your household have a mental or physical disability?

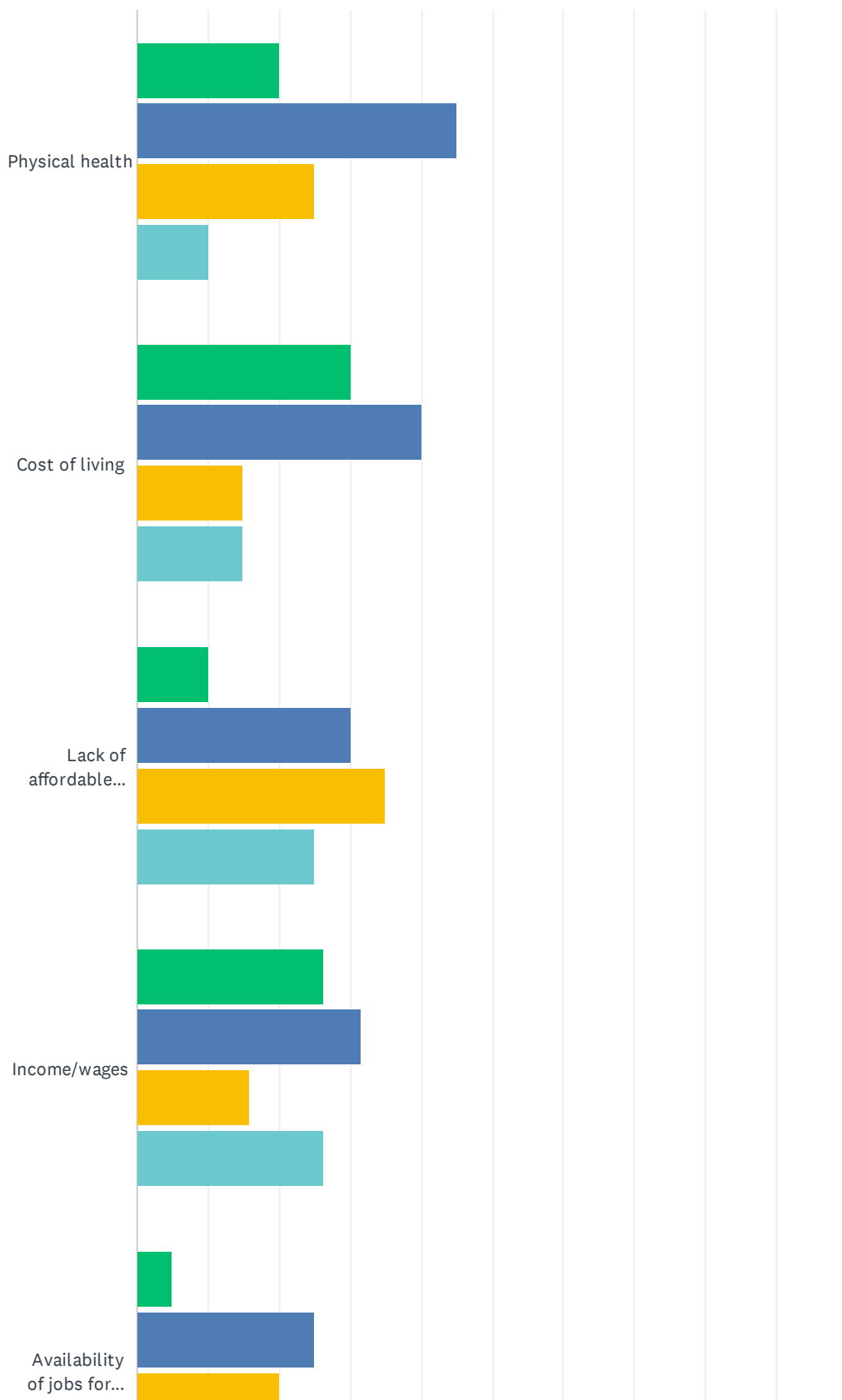
Answered: 19 Skipped: 1



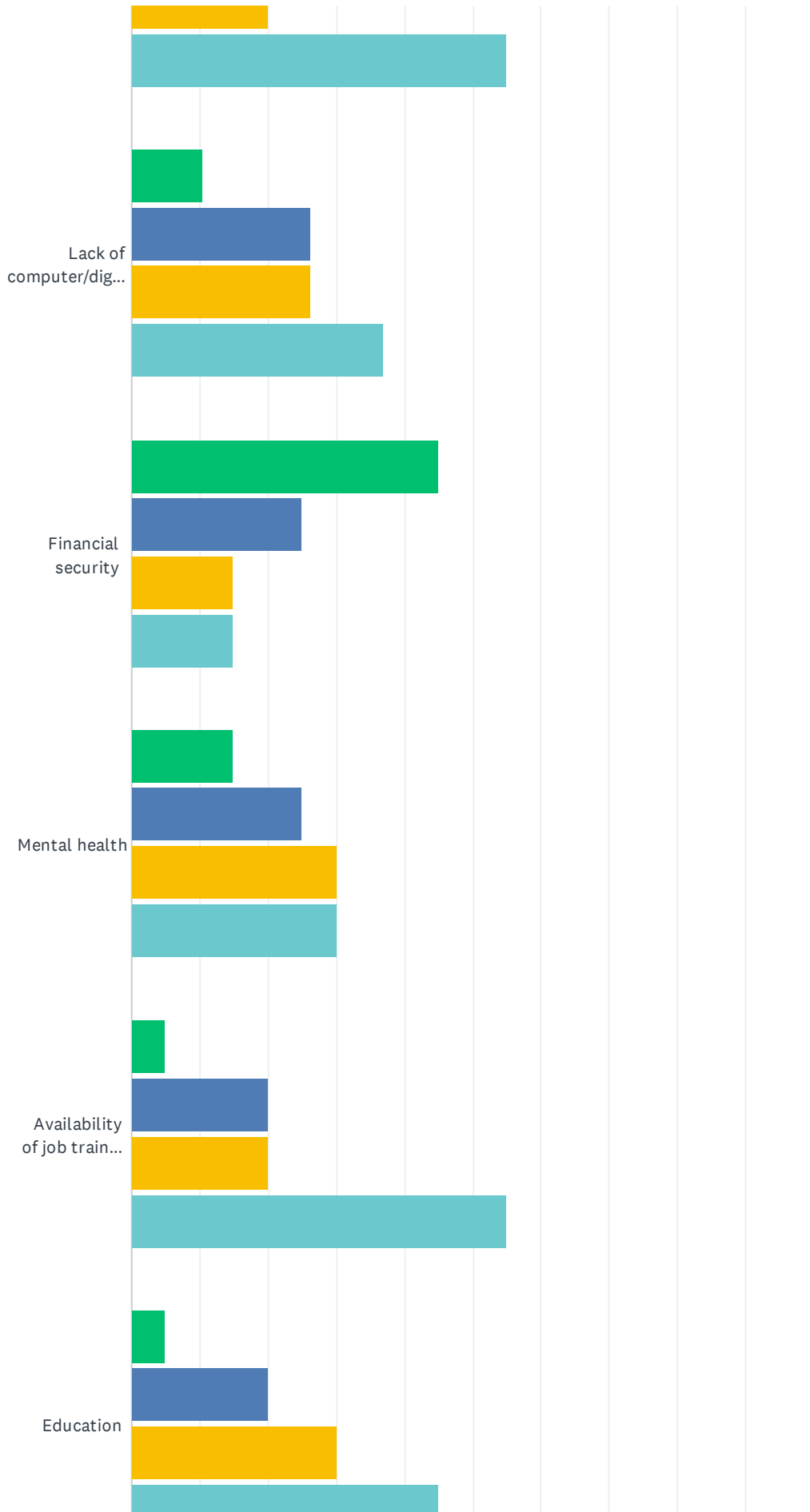
ANSWER CHOICES	RESPONSES	
No	52.63%	10
Yes	47.37%	9
Total Respondents: 19		

# Q4 How would you rate the following issues for your household?

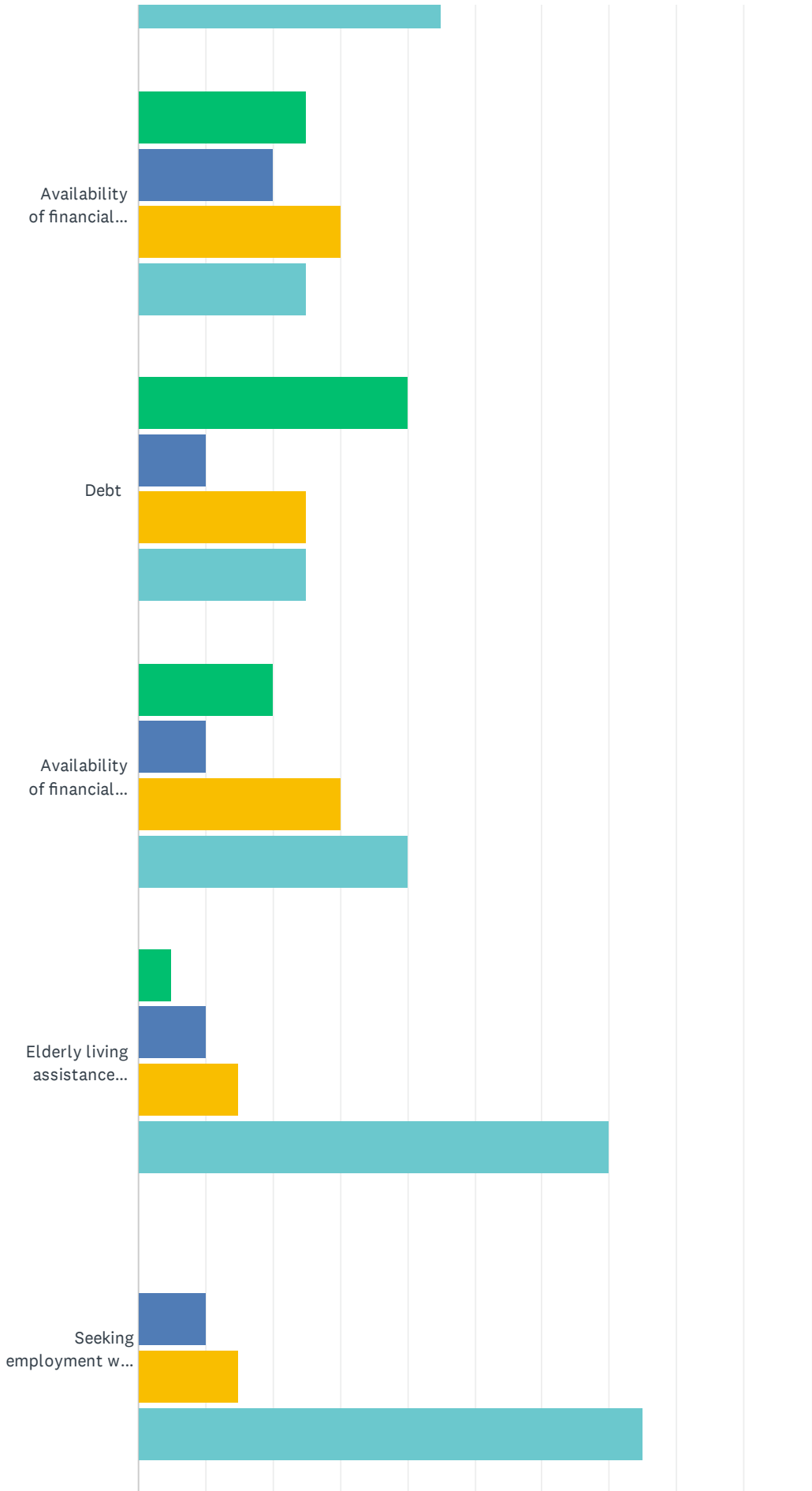
Answered: 20 Skipped: 0



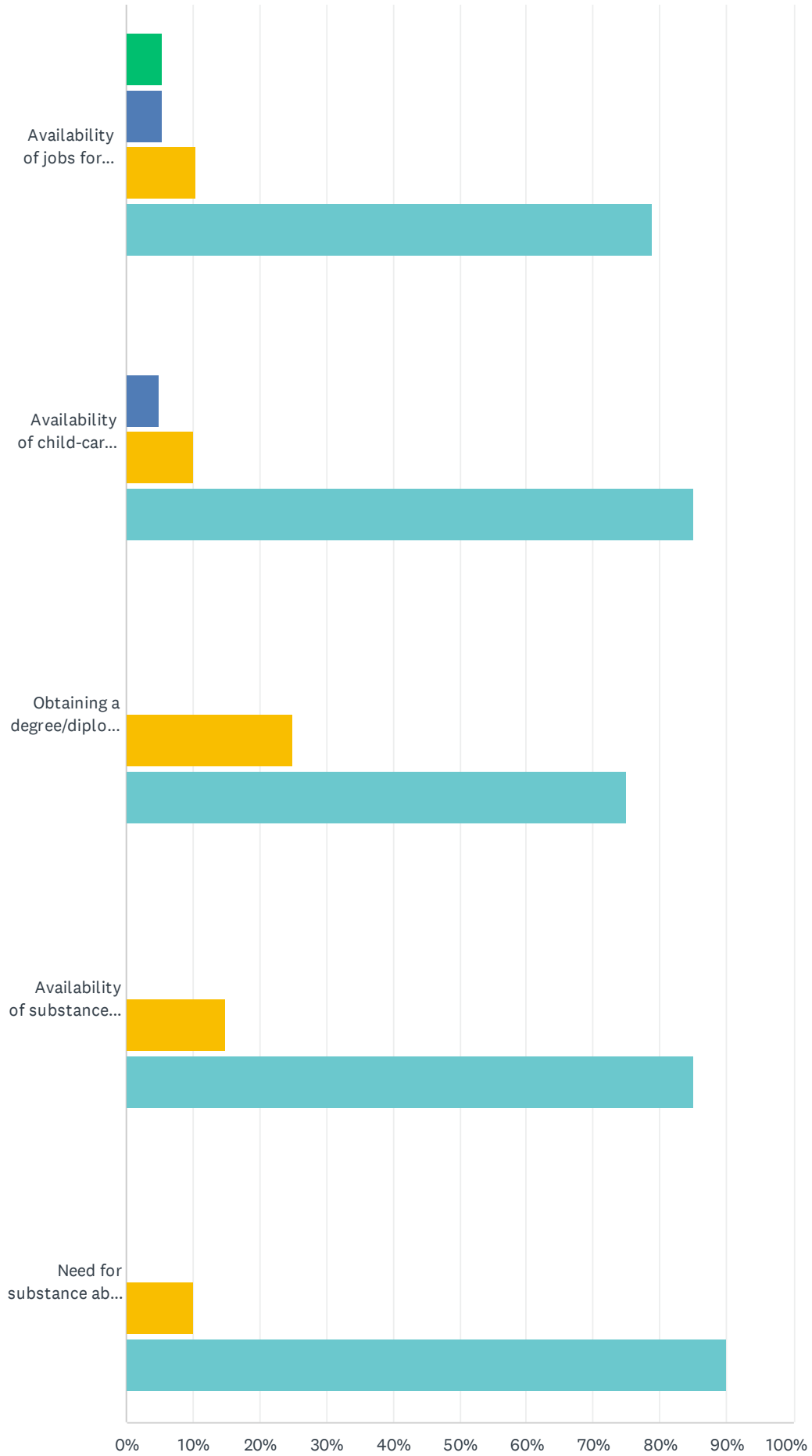
# Kefauver-MHA-ROSS Resident Assessment



# Kefauver-MHA-ROSS Resident Assessment



# Kefauver-MHA-ROSS Resident Assessment



## Kefauver-MHA-ROSS Resident Assessment

■ Serious Pro...   
 ■ Moderate P...   
 ■ Not a Probl...   
 ■ Does Not A...

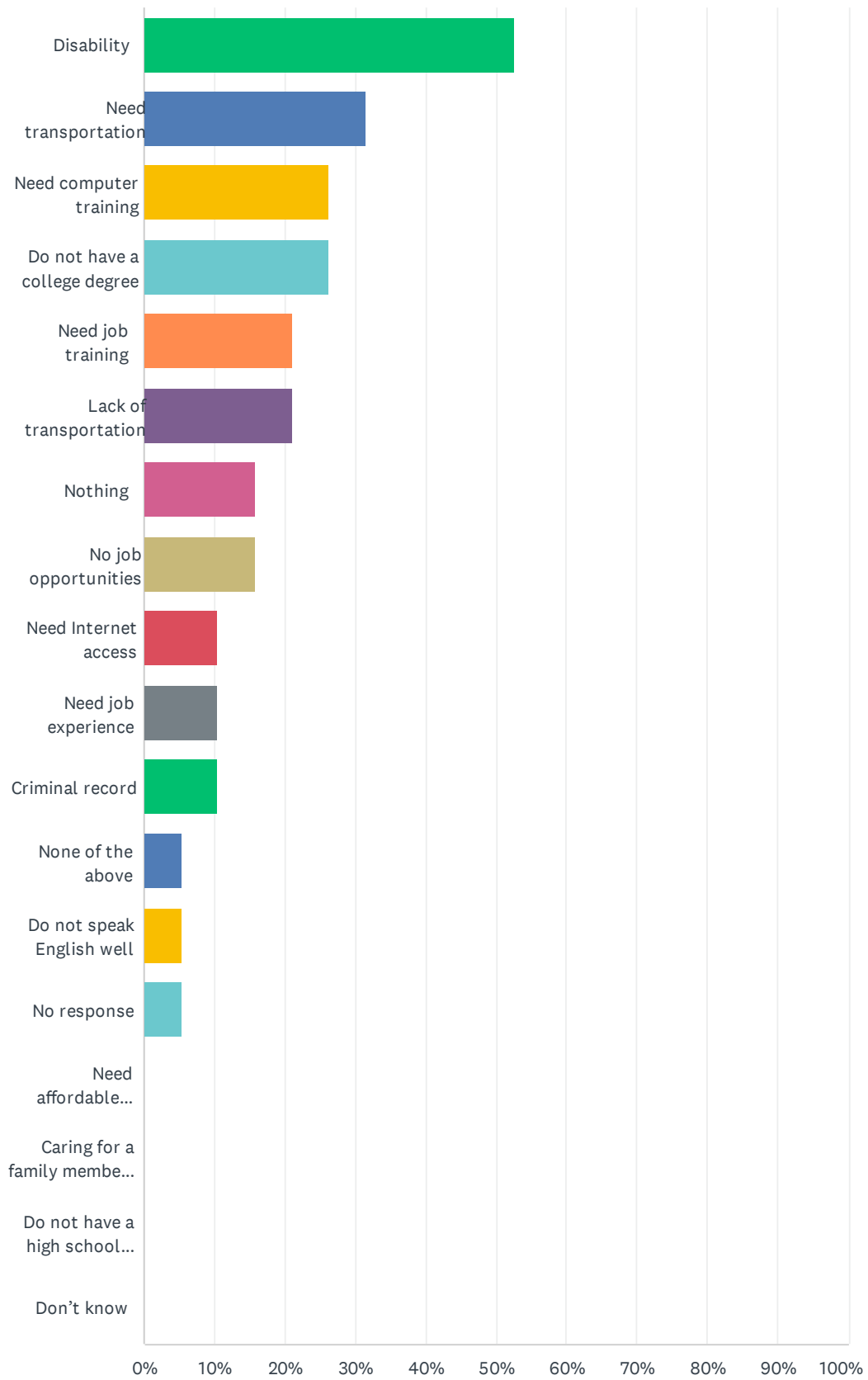
	SERIOUS PROBLEM	MODERATE PROBLEM	NOT A PROBLEM	DOES NOT APPLY TO MY HOUSEHOLD	TOTAL RESPONDENTS
Physical health	20.00% 4	45.00% 9	25.00% 5	10.00% 2	20
Cost of living	30.00% 6	40.00% 8	15.00% 3	15.00% 3	20
Lack of affordable Internet service	10.00% 2	30.00% 6	35.00% 7	25.00% 5	20
Income/wages	26.32% 5	31.58% 6	15.79% 3	26.32% 5	19
Availability of jobs for adults	5.00% 1	25.00% 5	20.00% 4	55.00% 11	20
Lack of computer/digital literacy	10.53% 2	26.32% 5	26.32% 5	36.84% 7	19
Financial security	45.00% 9	25.00% 5	15.00% 3	15.00% 3	20
Mental health	15.00% 3	25.00% 5	30.00% 6	30.00% 6	20
Availability of job training opportunities	5.00% 1	20.00% 4	20.00% 4	55.00% 11	20
Education	5.00% 1	20.00% 4	30.00% 6	45.00% 9	20
Availability of financial services	25.00% 5	20.00% 4	30.00% 6	25.00% 5	20
Debt	40.00% 8	10.00% 2	25.00% 5	25.00% 5	20
Availability of financial counseling	20.00% 4	10.00% 2	30.00% 6	40.00% 8	20
Elderly living assistance (62+)	5.00% 1	10.00% 2	15.00% 3	70.00% 14	20
Seeking employment with a criminal record	0.00% 0	10.00% 2	15.00% 3	75.00% 15	20
Availability of jobs for youth	5.26% 1	5.26% 1	10.53% 2	78.95% 15	19
Availability of child-care services	0.00% 0	5.00% 1	10.00% 2	85.00% 17	20
Obtaining a degree/diploma with a criminal record	0.00% 0	0.00% 0	25.00% 5	75.00% 15	20
Availability of substance abuse services	0.00% 0	0.00% 0	15.00% 3	85.00% 17	20
Need for substance abuse treatment	0.00% 0	0.00% 0	10.00% 2	90.00% 18	20



Q5 What are the things that make it difficult for you or other adults in your household to find and/or keep work?

Answered: 19 Skipped: 1

# Kefauver-MHA-ROSS Resident Assessment

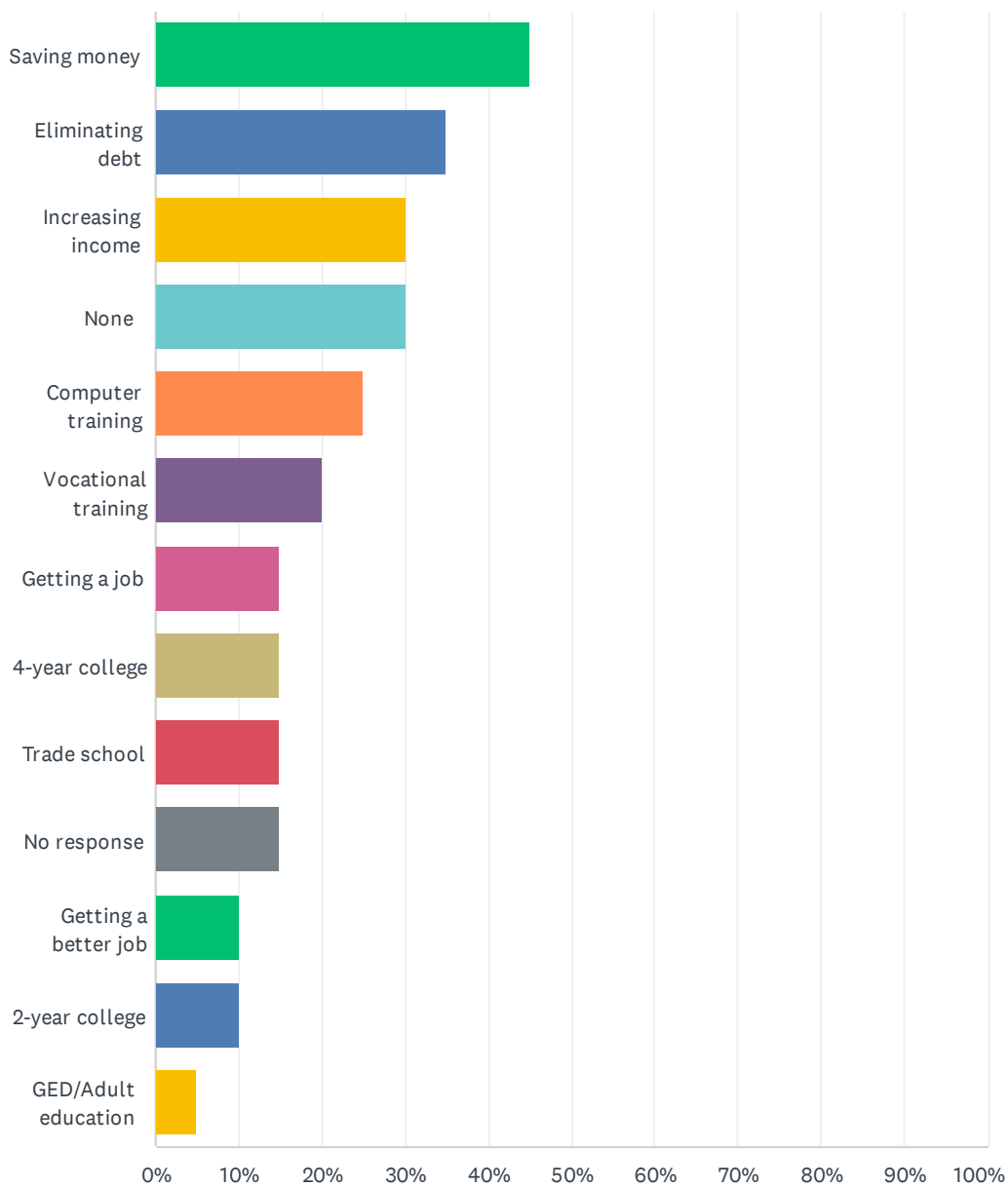


Kefauver-MHA-ROSS Resident Assessment

ANSWER CHOICES	RESPONSES	
Disability	52.63%	10
Need transportation	31.58%	6
Need computer training	26.32%	5
Do not have a college degree	26.32%	5
Need job training	21.05%	4
Lack of transportation	21.05%	4
Nothing	15.79%	3
No job opportunities	15.79%	3
Need Internet access	10.53%	2
Need job experience	10.53%	2
Criminal record	10.53%	2
None of the above	5.26%	1
Do not speak English well	5.26%	1
No response	5.26%	1
Need affordable childcare	0.00%	0
Caring for a family member who is sick or disabled	0.00%	0
Do not have a high school diploma/GED	0.00%	0
Don't know	0.00%	0
Total Respondents: 19		

### Q6 Do you or others in your household have interest in the following?

Answered: 20 Skipped: 0

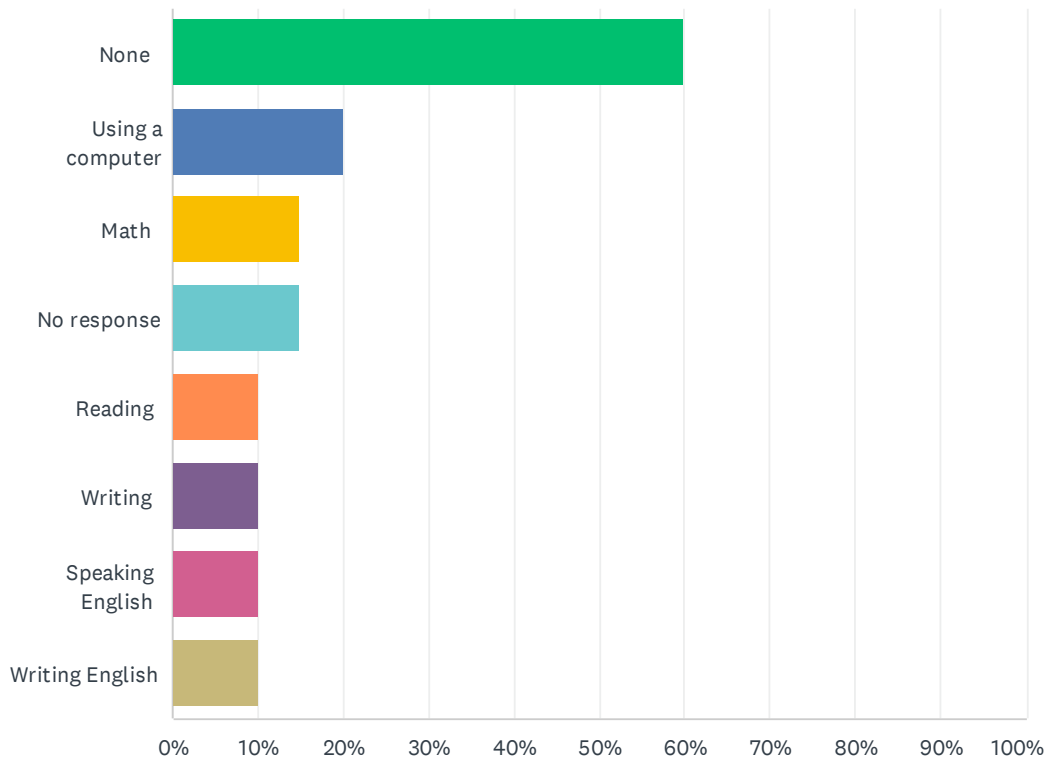


## Kefauver-MHA-ROSS Resident Assessment

ANSWER CHOICES	RESPONSES	
Saving money	45.00%	9
Eliminating debt	35.00%	7
Increasing income	30.00%	6
None	30.00%	6
Computer training	25.00%	5
Vocational training	20.00%	4
Getting a job	15.00%	3
4-year college	15.00%	3
Trade school	15.00%	3
No response	15.00%	3
Getting a better job	10.00%	2
2-year college	10.00%	2
GED/Adult education	5.00%	1
Total Respondents: 20		

## Q7 Do you or another adult in your household have difficulty with any of the following?

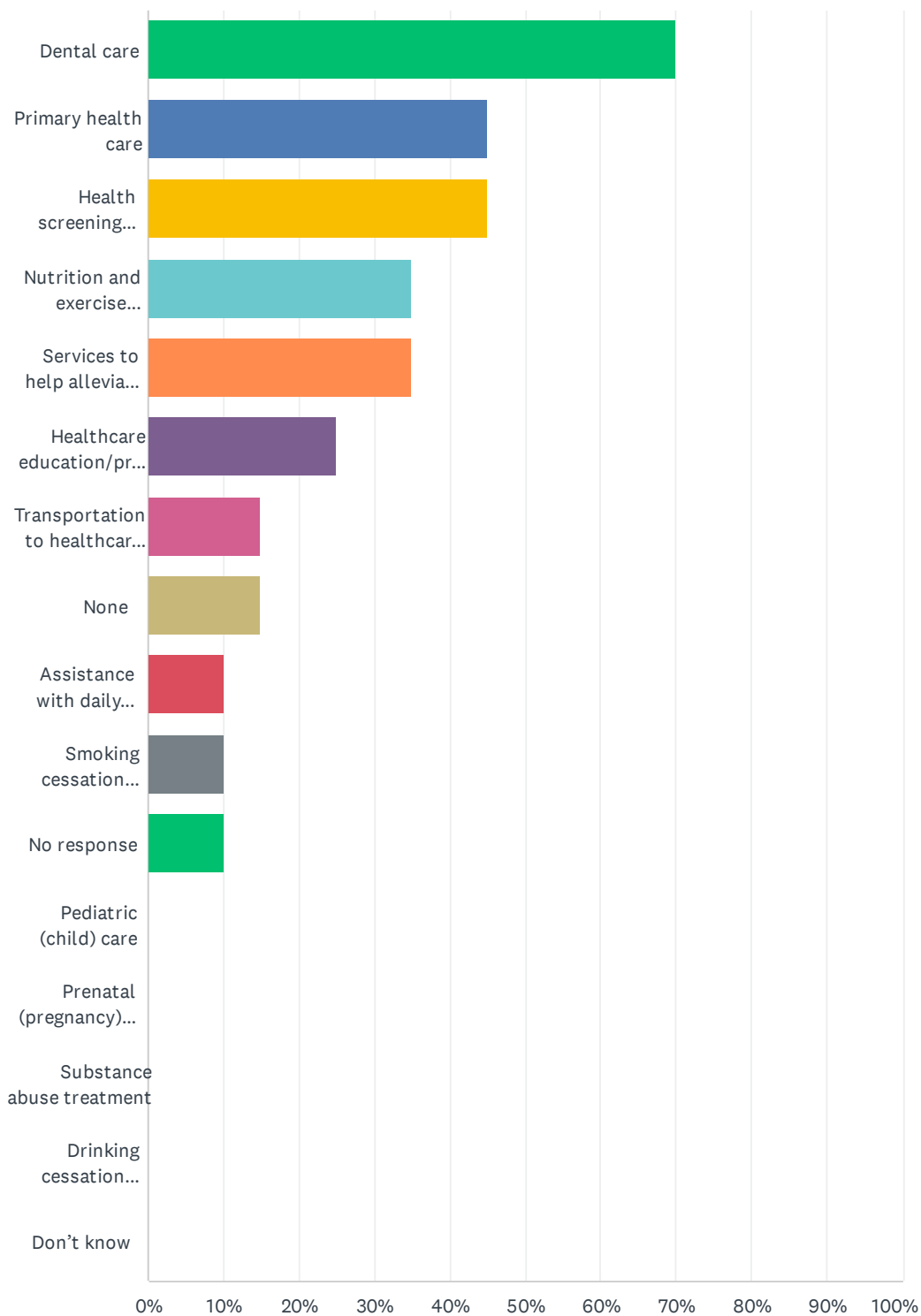
Answered: 20 Skipped: 0



ANSWER CHOICES	RESPONSES	
None	60.00%	12
Using a computer	20.00%	4
Math	15.00%	3
No response	15.00%	3
Reading	10.00%	2
Writing	10.00%	2
Speaking English	10.00%	2
Writing English	10.00%	2
Total Respondents: 20		

# Q8 What are the primary health care needs of your household?

Answered: 20 Skipped: 0



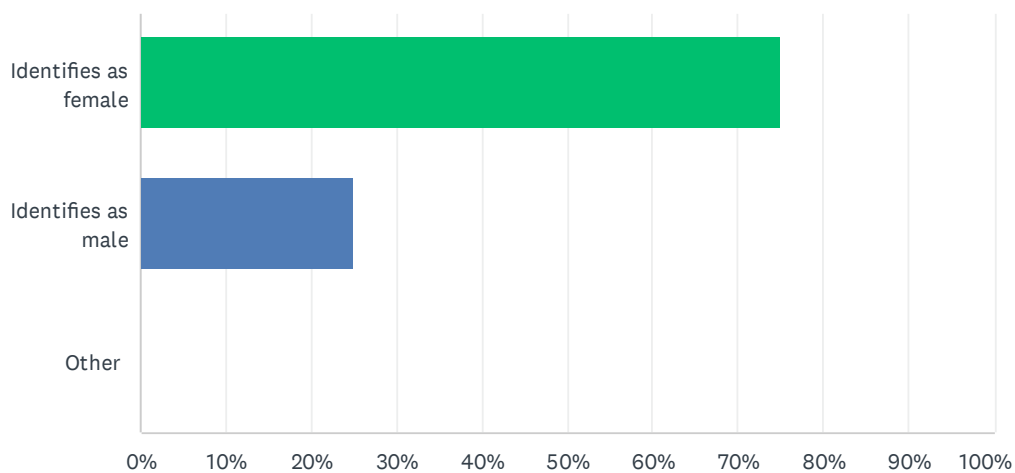
## Kefauver-MHA-ROSS Resident Assessment

ANSWER CHOICES	RESPONSES	
Dental care	70.00%	14
Primary health care	45.00%	9
Health screening services	45.00%	9
Nutrition and exercise programs	35.00%	7
Services to help alleviate stress/anxiety/depression	35.00%	7
Healthcare education/prevention	25.00%	5
Transportation to healthcare services	15.00%	3
None	15.00%	3
Assistance with daily living for elderly/disabled residents	10.00%	2
Smoking cessation programs	10.00%	2
No response	10.00%	2
Pediatric (child) care	0.00%	0
Prenatal (pregnancy) care	0.00%	0
Substance abuse treatment	0.00%	0
Drinking cessation programs	0.00%	0
Don't know	0.00%	0
Total Respondents: 20		



## Q9 What is your gender?

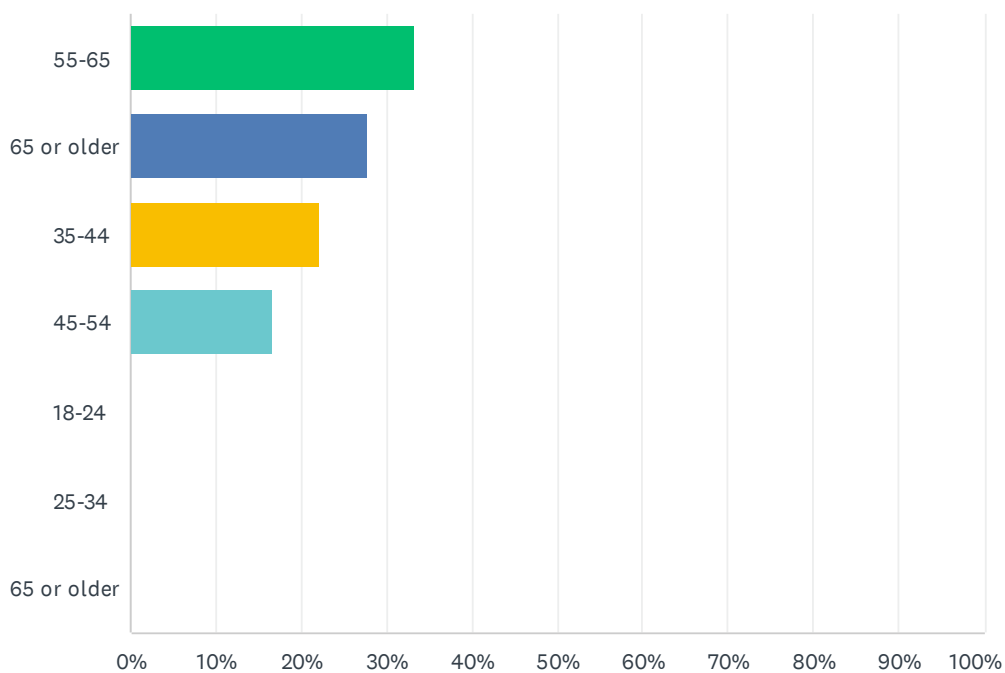
Answered: 20 Skipped: 0



ANSWER CHOICES	RESPONSES	
Identifies as female	75.00%	15
Identifies as male	25.00%	5
Other	0.00%	0
Total Respondents: 20		

## Q10 What is your age?

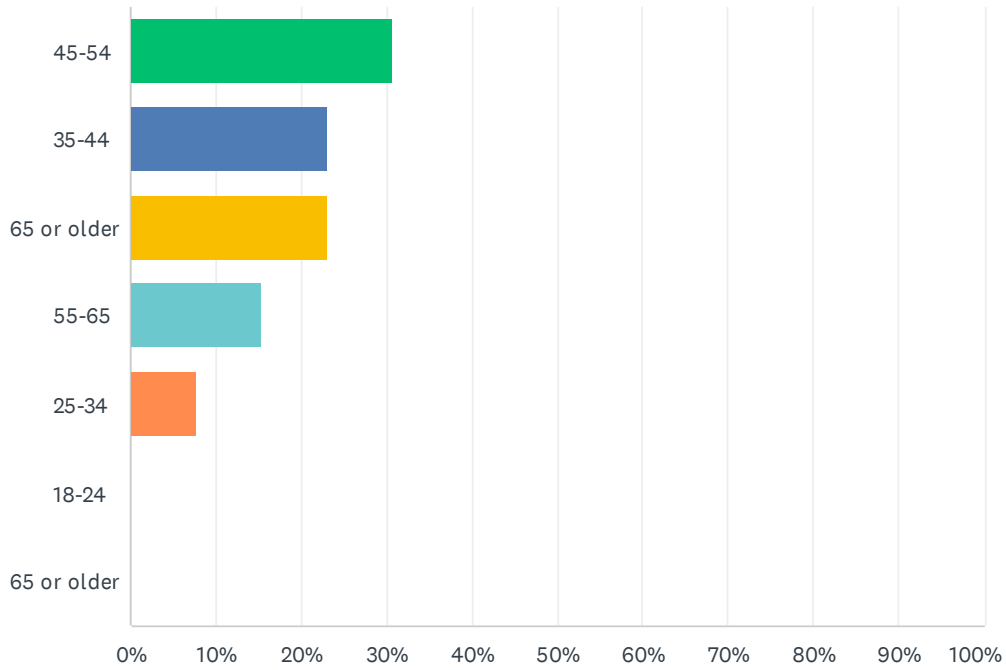
Answered: 18 Skipped: 2



ANSWER CHOICES	RESPONSES	
55-65	33.33%	6
65 or older	27.78%	5
35-44	22.22%	4
45-54	16.67%	3
18-24	0.00%	0
25-34	0.00%	0
65 or older	0.00%	0
Total Respondents: 18		

## Q10 What is your age?

Answered: 13 Skipped: 2

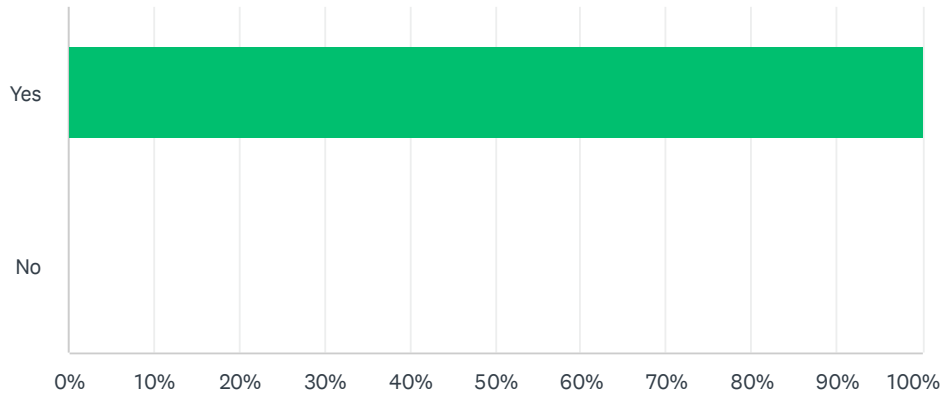


ANSWER CHOICES	RESPONSES	
45-54	30.77%	4
35-44	23.08%	3
65 or older	23.08%	3
55-65	15.38%	2
25-34	7.69%	1
18-24	0.00%	0
65 or older	0.00%	0
Total Respondents: 13		

# MONTGOMERY PLAZA

## Q1 Are you an adult 18 years or older?

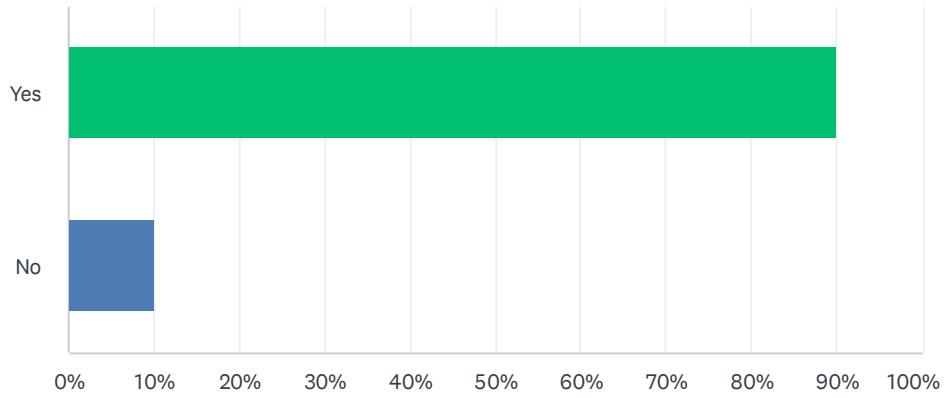
Answered: 60 Skipped: 0



ANSWER CHOICES	RESPONSES	
Yes	100.00%	60
No	0.00%	0
Total Respondents: 60		

## Q2 Are you the head of household?

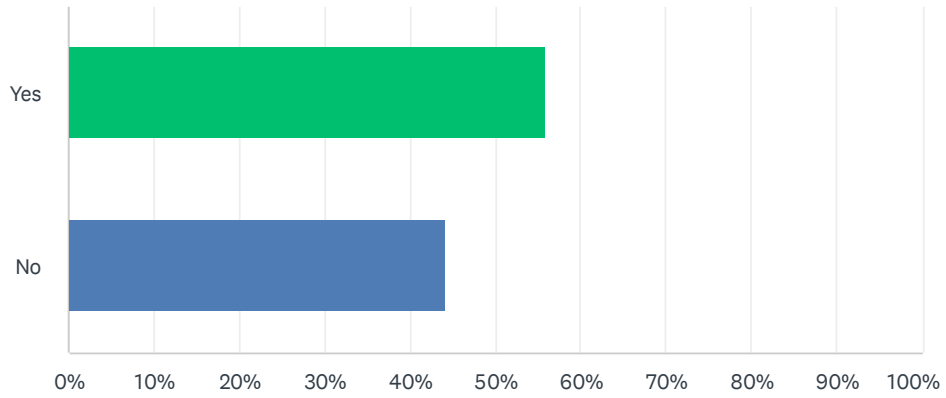
Answered: 60 Skipped: 0



ANSWER CHOICES	RESPONSES	
Yes	90.00%	54
No	10.00%	6
Total Respondents: 60		

### Q3 Does anyone in your household have a mental or physical disability?

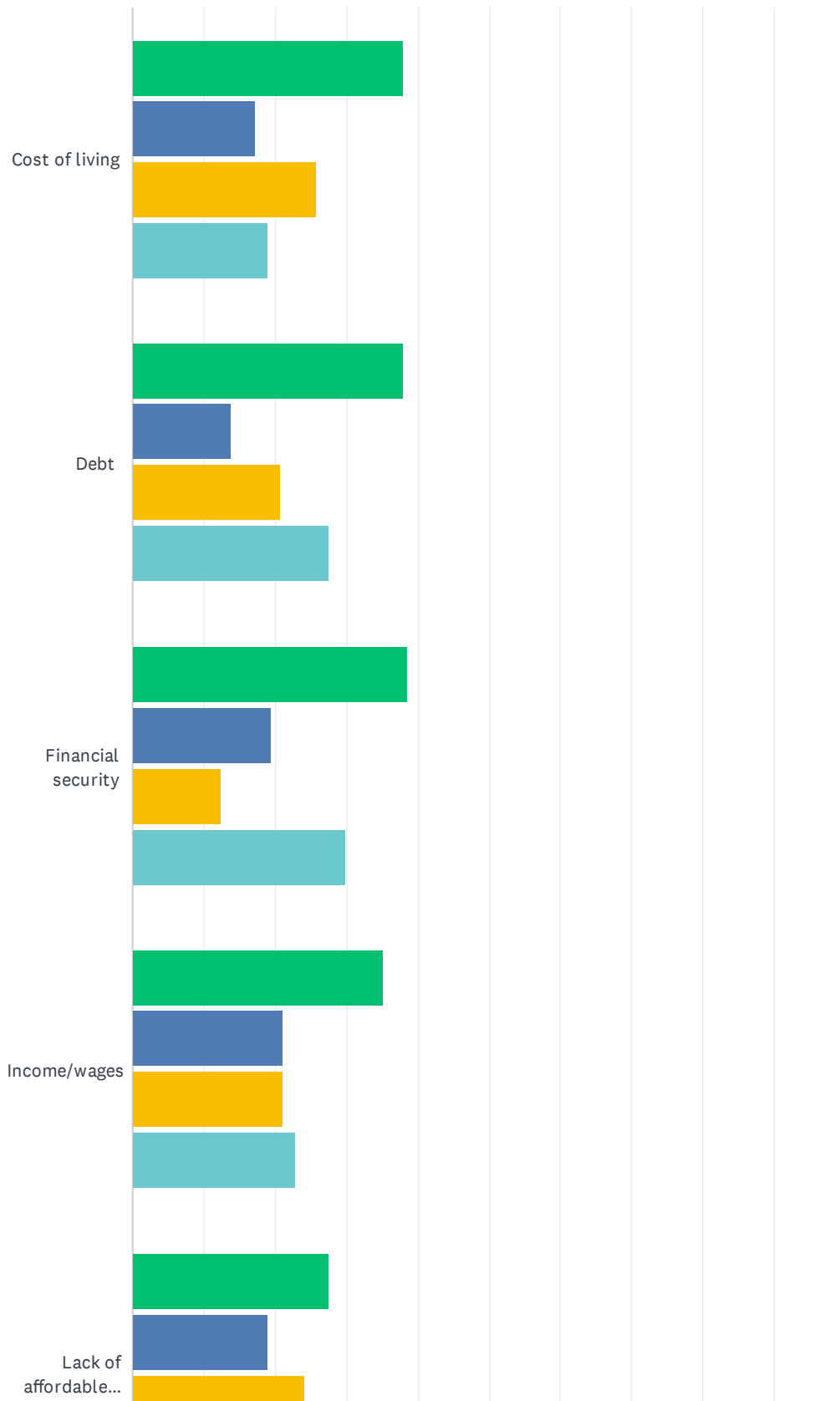
Answered: 59 Skipped: 1



ANSWER CHOICES	RESPONSES	
Yes	55.93%	33
No	44.07%	26
Total Respondents: 59		

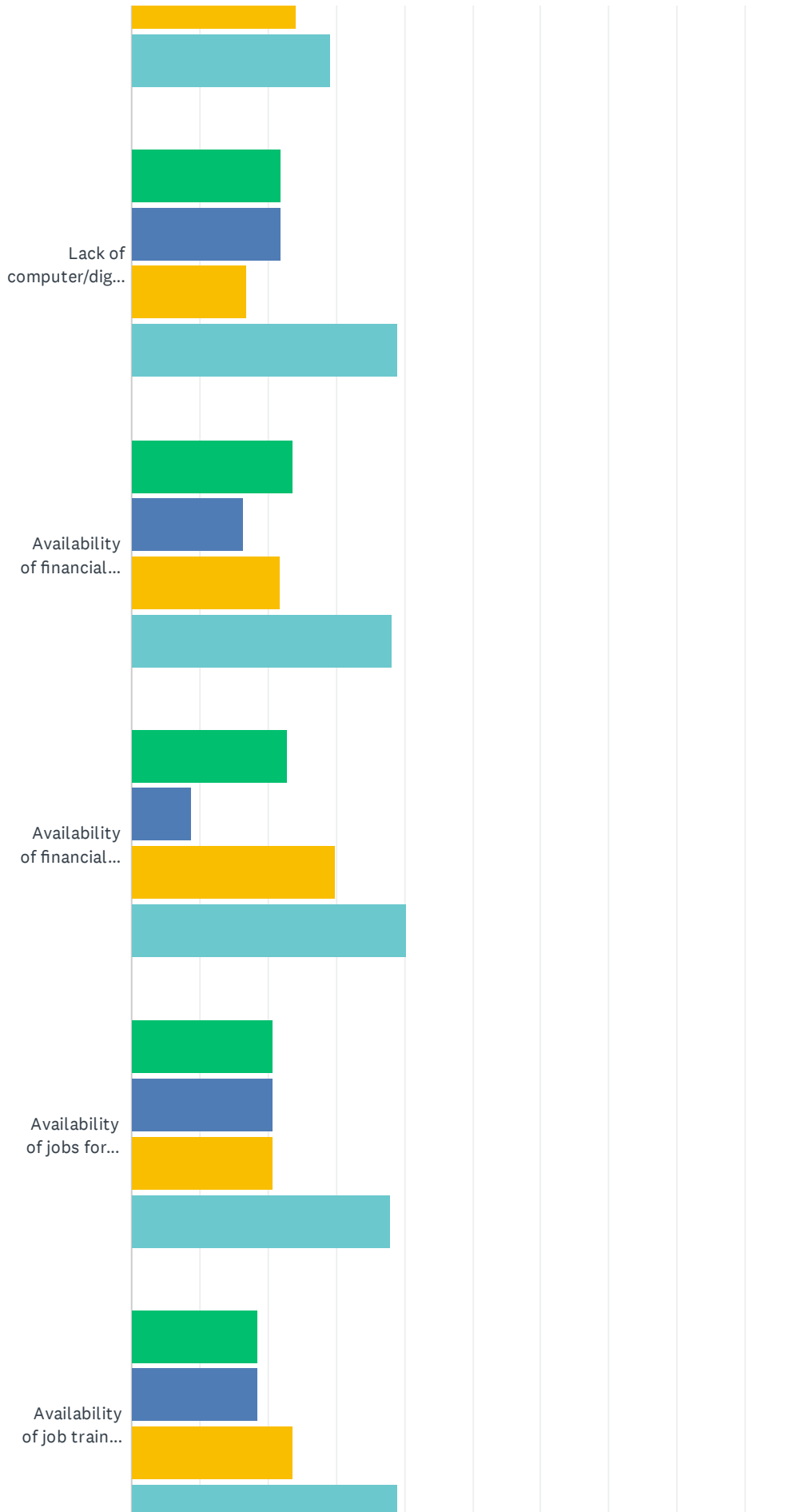
## Q4 How would you rate the following issues for your household?

Answered: 60 Skipped: 0

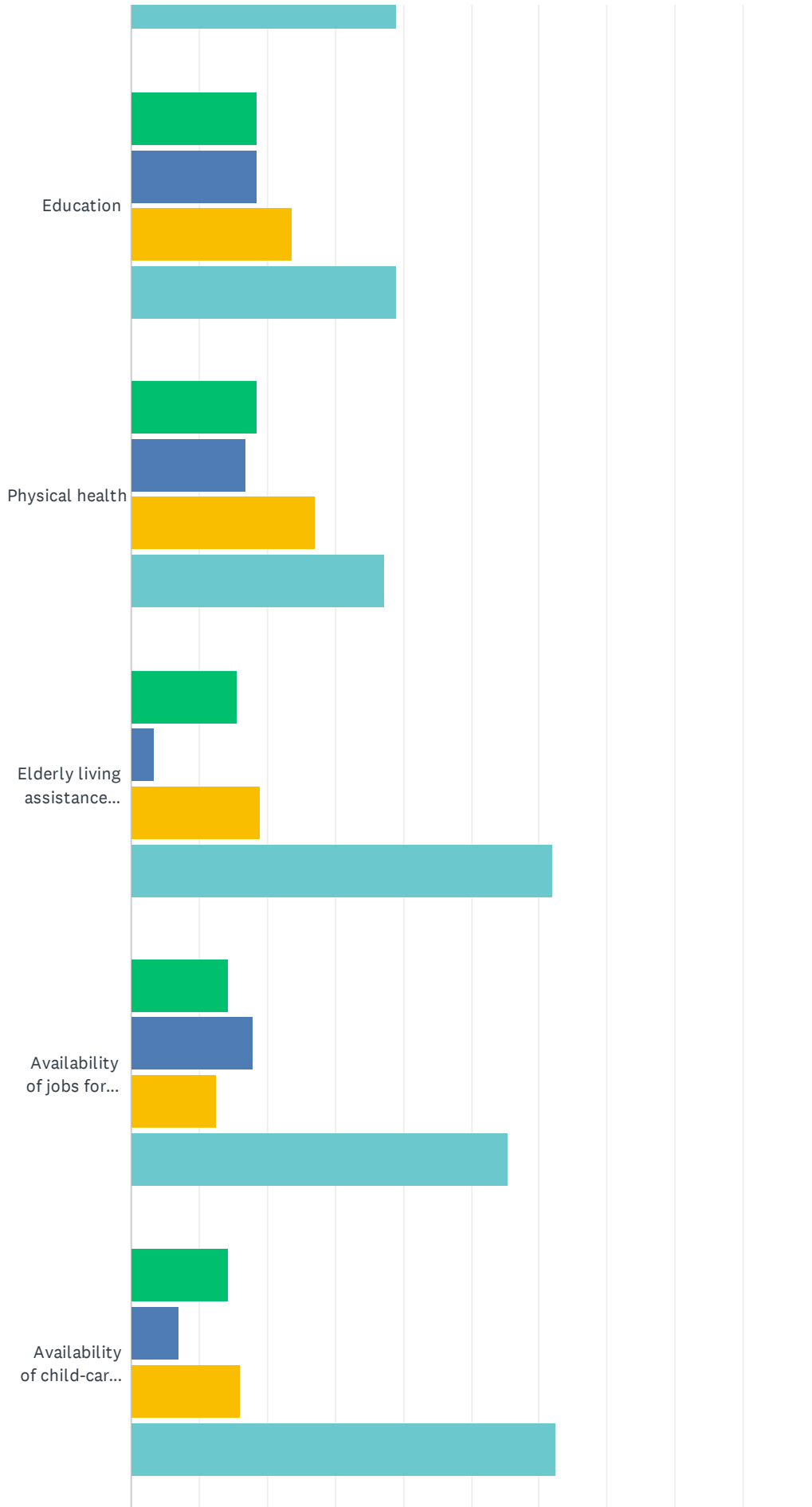




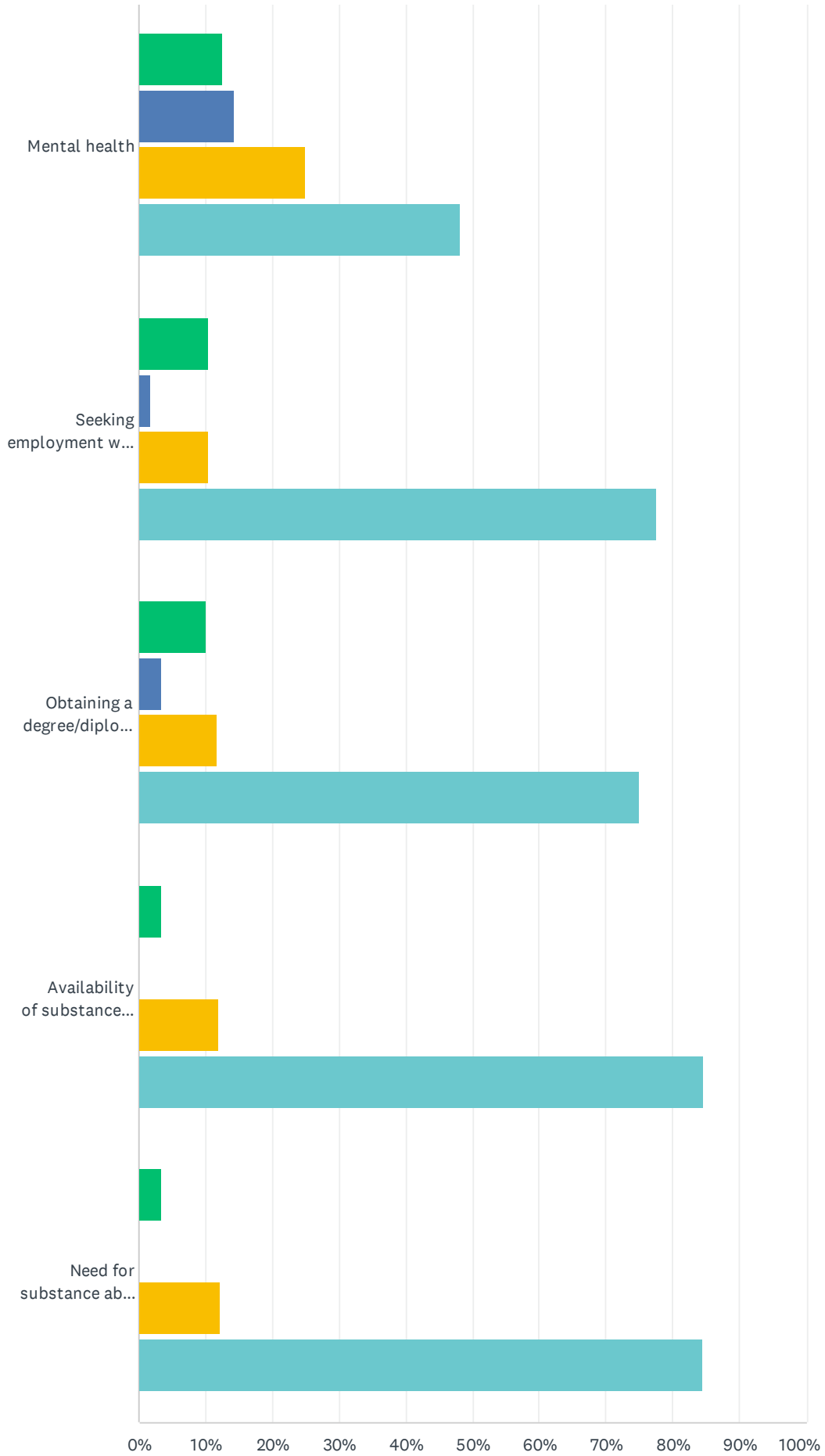
# Montgomery Plaza-MHA-ROSS Resident Assessment



# Montgomery Plaza-MHA-ROSS Resident Assessment



# Montgomery Plaza-MHA-ROSS Resident Assessment



## Montgomery Plaza-MHA-ROSS Resident Assessment

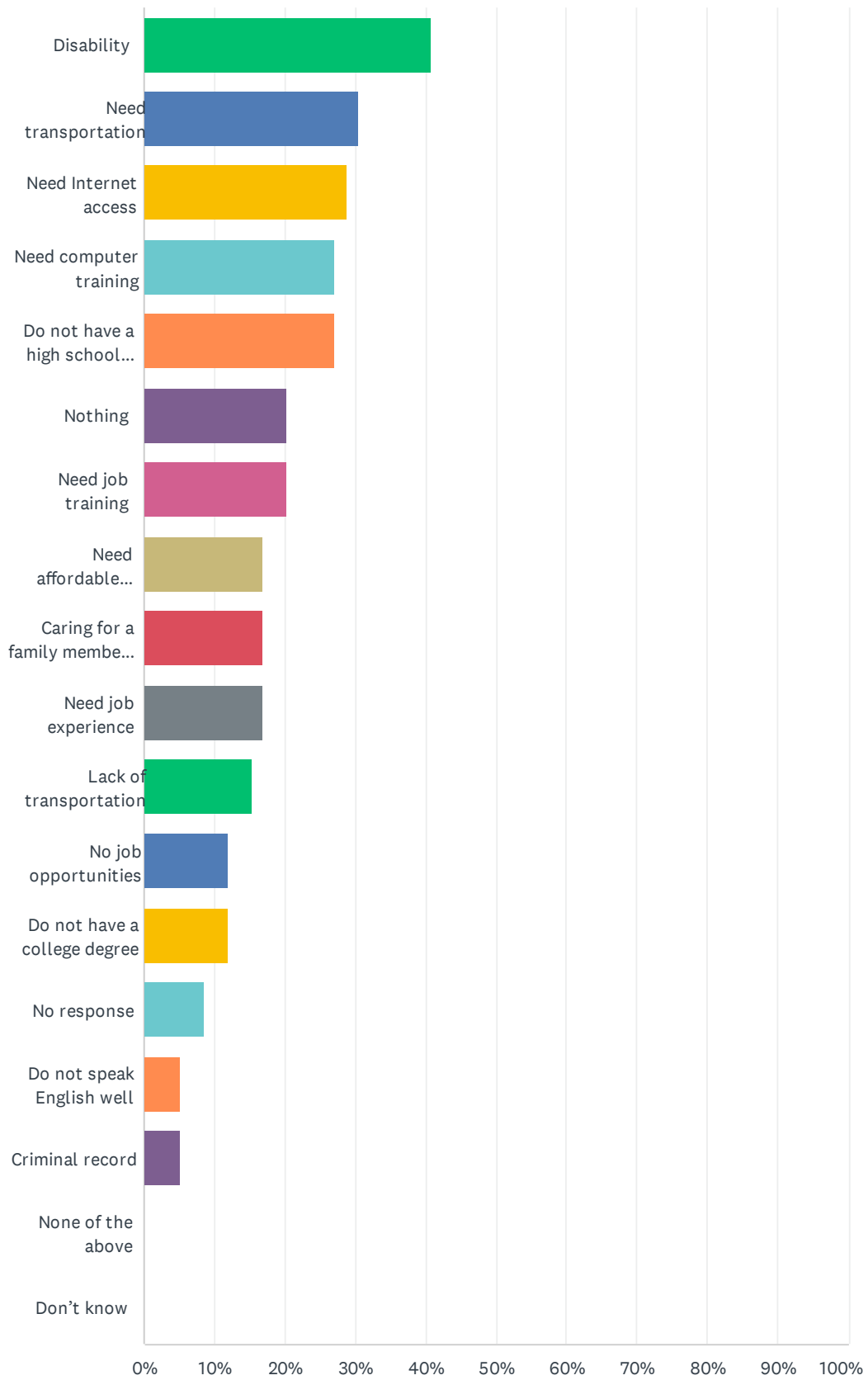
■ Serious Pro...   
 ■ Moderate P...   
 ■ Not a Probl...   
 ■ Does Not A...

	SERIOUS PROBLEM	MODERATE PROBLEM	NOT A PROBLEM	DOES NOT APPLY TO MY HOUSEHOLD	TOTAL RESPONDENTS
Cost of living	37.93% 22	17.24% 10	25.86% 15	18.97% 11	58
Debt	37.93% 22	13.79% 8	20.69% 12	27.59% 16	58
Financial security	38.60% 22	19.30% 11	12.28% 7	29.82% 17	57
Income/wages	35.09% 20	21.05% 12	21.05% 12	22.81% 13	57
Lack of affordable Internet service	27.59% 16	18.97% 11	24.14% 14	29.31% 17	58
Lack of computer/digital literacy	22.03% 13	22.03% 13	16.95% 10	38.98% 23	59
Availability of financial services	23.64% 13	16.36% 9	21.82% 12	38.18% 21	55
Availability of financial counseling	22.81% 13	8.77% 5	29.82% 17	40.35% 23	57
Availability of jobs for adults	20.69% 12	20.69% 12	20.69% 12	37.93% 22	58
Availability of job training opportunities	18.64% 11	18.64% 11	23.73% 14	38.98% 23	59
Education	18.64% 11	18.64% 11	23.73% 14	38.98% 23	59
Physical health	18.64% 11	16.95% 10	27.12% 16	37.29% 22	59
Elderly living assistance (62+)	15.52% 9	3.45% 2	18.97% 11	62.07% 36	58
Availability of jobs for youth	14.29% 8	17.86% 10	12.50% 7	55.36% 31	56
Availability of child-care services	14.29% 8	7.14% 4	16.07% 9	62.50% 35	56
Mental health	12.50% 7	14.29% 8	25.00% 14	48.21% 27	56
Seeking employment with a criminal record	10.34% 6	1.72% 1	10.34% 6	77.59% 45	58
Obtaining a degree/diploma with a criminal record	10.00% 6	3.33% 2	11.67% 7	75.00% 45	60
Availability of substance abuse services	3.39% 2	0.00% 0	11.86% 7	84.75% 50	59
Need for substance abuse treatment	3.45% 2	0.00% 0	12.07% 7	84.48% 49	58

Q5 What are the things that make it difficult for you or other adults in your household to find and/or keep work?

Answered: 59 Skipped: 1

# Montgomery Plaza-MHA-ROSS Resident Assessment

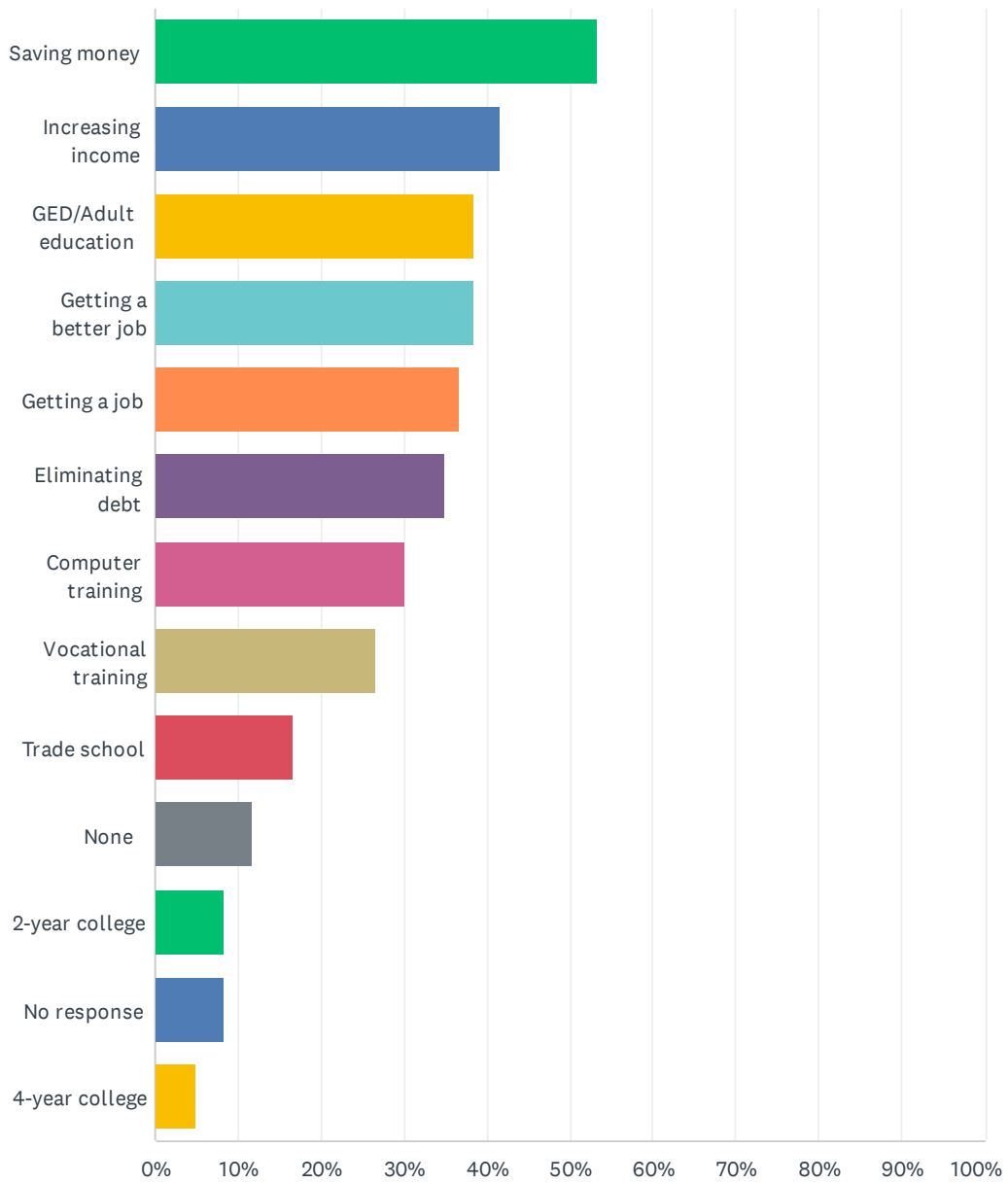


## Montgomery Plaza-MHA-ROSS Resident Assessment

ANSWER CHOICES	RESPONSES	
Disability	40.68%	24
Need transportation	30.51%	18
Need Internet access	28.81%	17
Need computer training	27.12%	16
Do not have a high school diploma/GED	27.12%	16
Nothing	20.34%	12
Need job training	20.34%	12
Need affordable childcare	16.95%	10
Caring for a family member who is sick or disabled	16.95%	10
Need job experience	16.95%	10
Lack of transportation	15.25%	9
No job opportunities	11.86%	7
Do not have a college degree	11.86%	7
No response	8.47%	5
Do not speak English well	5.08%	3
Criminal record	5.08%	3
None of the above	0.00%	0
Don't know	0.00%	0
Total Respondents: 59		

## Q6 Do you or others in your household have interest in the following?

Answered: 60 Skipped: 0



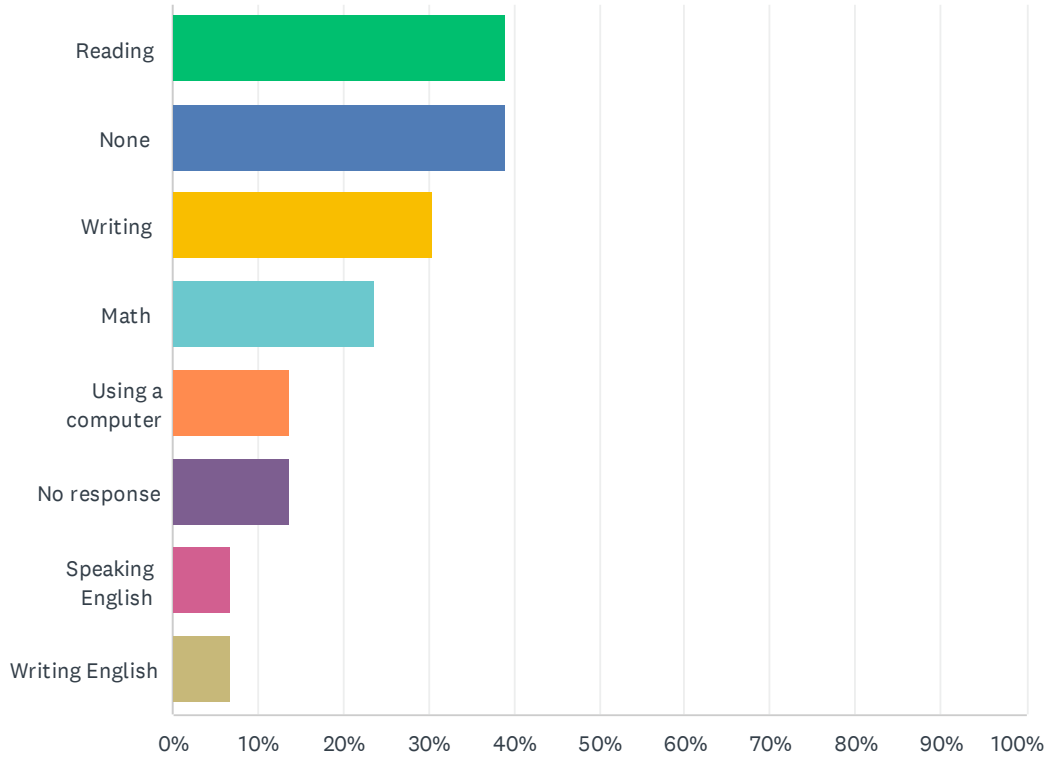


## Montgomery Plaza-MHA-ROSS Resident Assessment

ANSWER CHOICES	RESPONSES	
Saving money	53.33%	32
Increasing income	41.67%	25
GED/Adult education	38.33%	23
Getting a better job	38.33%	23
Getting a job	36.67%	22
Eliminating debt	35.00%	21
Computer training	30.00%	18
Vocational training	26.67%	16
Trade school	16.67%	10
None	11.67%	7
2-year college	8.33%	5
No response	8.33%	5
4-year college	5.00%	3
Total Respondents: 60		

## Q7 Do you or another adult in your household have difficulty with any of the following?

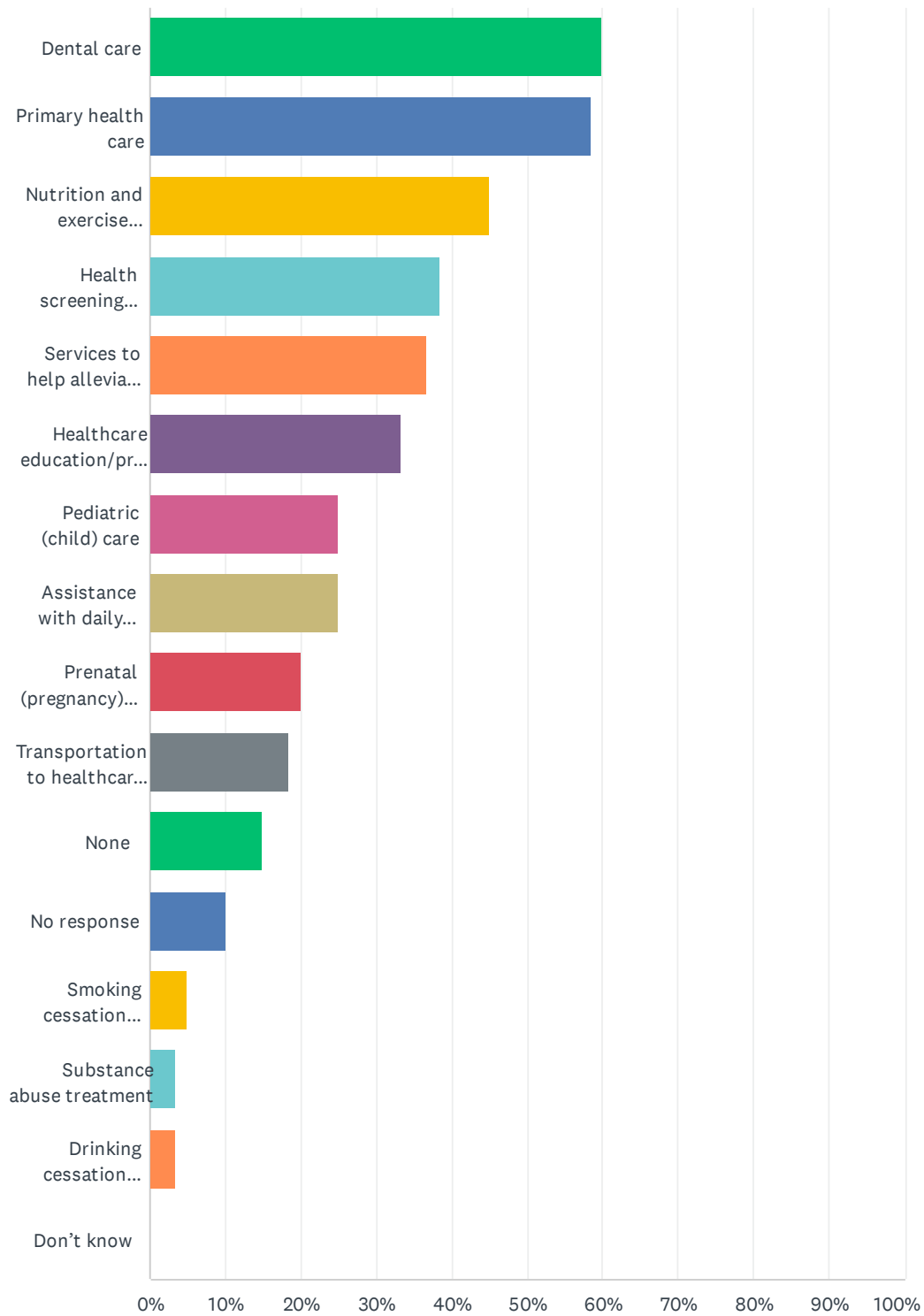
Answered: 59 Skipped: 1



ANSWER CHOICES	RESPONSES	
Reading	38.98%	23
None	38.98%	23
Writing	30.51%	18
Math	23.73%	14
Using a computer	13.56%	8
No response	13.56%	8
Speaking English	6.78%	4
Writing English	6.78%	4
Total Respondents: 59		

## Q8 What are the primary health care needs of your household?

Answered: 60 Skipped: 0

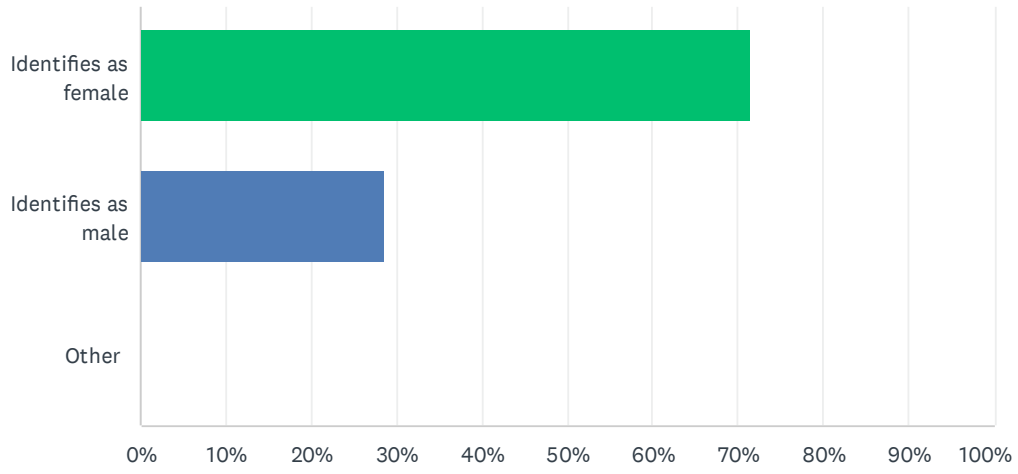


## Montgomery Plaza-MHA-ROSS Resident Assessment

ANSWER CHOICES	RESPONSES	
Dental care	60.00%	36
Primary health care	58.33%	35
Nutrition and exercise programs	45.00%	27
Health screening services	38.33%	23
Services to help alleviate stress/anxiety/depression	36.67%	22
Healthcare education/prevention	33.33%	20
Pediatric (child) care	25.00%	15
Assistance with daily living for elderly/disabled residents	25.00%	15
Prenatal (pregnancy) care	20.00%	12
Transportation to healthcare services	18.33%	11
None	15.00%	9
No response	10.00%	6
Smoking cessation programs	5.00%	3
Substance abuse treatment	3.33%	2
Drinking cessation programs	3.33%	2
Don't know	0.00%	0
Total Respondents: 60		

## Q9 What is your gender?

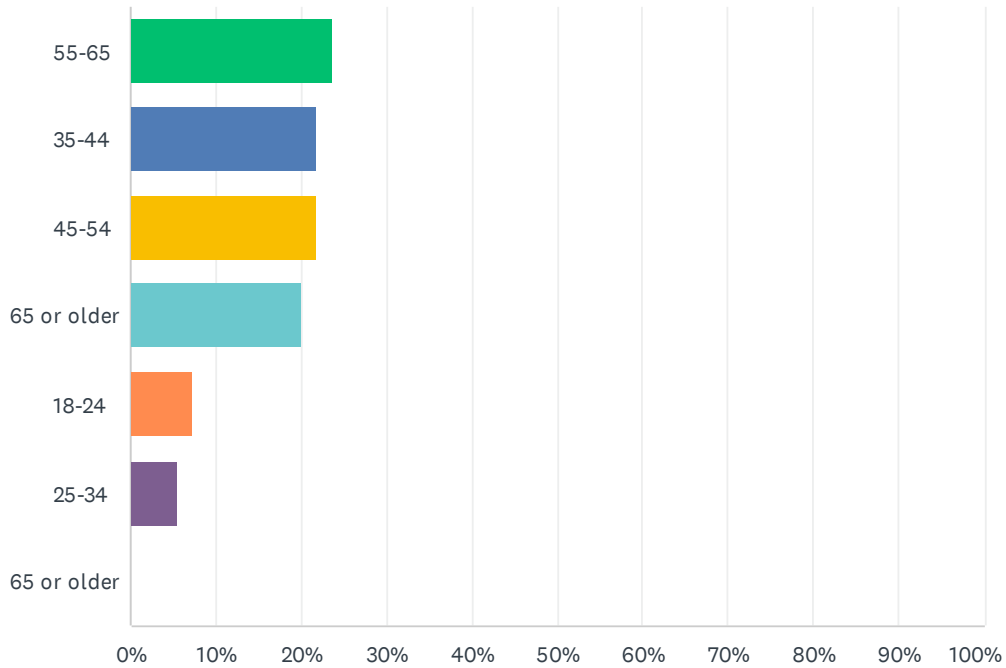
Answered: 56 Skipped: 4



ANSWER CHOICES	RESPONSES
Identifies as female	71.43% 40
Identifies as male	28.57% 16
Other	0.00% 0
Total Respondents: 56	

## Q10 What is your age?

Answered: 55 Skipped: 5



ANSWER CHOICES	RESPONSES	
55-65	23.64%	13
35-44	21.82%	12
45-54	21.82%	12
65 or older	20.00%	11
18-24	7.27%	4
25-34	5.45%	3
65 or older	0.00%	0
Total Respondents: 55		