



1820
MINNESOTA

2022 YEAR END REPORT

Table of Contents

1. Staff Listing
2. Calls for Service (dispatch)
 - Summary of Group A Crimes
 - Summary of Group B Crimes
 - Summary of all Calls for Service
 - Monthly Breakdown of Calls for Service (2018 – 2022)
3. Traffic Stops
4. Permits to Carry Handgun
 - Permits Issued – 5 year comparison
 - Dollars Received – 5 year comparison
5. Civil Process
 - Civil Papers Served by Type
 - Total Dollars Earned – 5 year comparison
 - Civil Papers Served by Type – 5 year comparison
6. Jail Inmate Charges
 - Summary by Type of Crime
 - Type of Crime – 5 year comparison
 - Severity of Charges
 - Severity of Charges – 5 year comparison
7. Township/City – Calls for Services – 2 years

"Our mission as the McLeod County Sheriff's Office is to protect and serve our community in an efficient and professional manner."



Staff

2022 McLeod County Sheriff's Office
Staff by Division with Years of Service (12/31/22 End of Day)

Administration		Years	Jail		Years	
Langenfeld, Tim	Sheriff	15	Feltmann, William	Jail Administrator	17	
Ward, Aaron	Chief Deputy	24	Cox, Jonathan	Corrections Sgt	9	
Emergency Management			Morris, Scott	Corrections Sgt	14	
		Years	Munsch, Doug	Corrections Sgt	26	
	Mathews, Kevin	27	Rogers, Glen	Corrections Sgt	20	
			Neuman, Kim	Jail Programmer	17	
Investigation		Years	Springman, Jacob	STS	3	
Liepold, Alan	Investigation Sgt	25	Ebbers, Bradley	Corrections Officer	2	
DeMeyer, Andy	Investigator	16	Frauendienst, Trista	Corrections Officer	0	
Rolf, Matt	Investigator	24	Gransee, Jale	Corrections Officer	3	
Patrol Division			Jex, Shannon	Corrections Officer	10	
		Years	Kieser, Parker	Corrections Officer	0	
	Kroll, Billy	Patrol Sgt	16	Loehrer, Conrad	Corrections Officer	1
	Stiles, Brian	Patrol Sgt	20	Lorentz, Kayla	Corrections Officer	0
	Wawrzyniak, Scott	Patrol Sgt	18	Luskey-Milette, Debbie	Corrections Officer	3
			Maurer, Sean	Corrections Officer	1	
	Caturia, Darrell	Deputy	7	Mayerchak, Peter	Corrections Officer	1
	Draper, Nick	Deputy	3	Olson, Damien	Corrections Officer	3
	Fahey, Josh	Deputy	7	Roberts, Bret	Corrections Officer	13
	Jorgenson, Kyle	Deputy	3	Schroeder, Loni	Corrections Officer	13
Karstens, Kale	Deputy	0	Tessmer, Dani	Corrections Officer	0	
Maloney, Brandon	Deputy	1	Communications (Dispatch)			
Monskey, Larry	Deputy	3		Otto, Jennifer	Comm Sgt	25
Moyer, Micah	Deputy	0		Copler, Lori	Comm Officer	4
Olson, David	Deputy	6		Dahlke, Jennifer	Comm Officer	2
Reynolds, Ken	Deputy	16		Graupmann, Joel	Comm Officer	6
Robbin, Jonathan	Deputy	3		Hildremyr, Karin	Comm Officer	7
Santana, Adrian	Deputy	1		Housenick, Teresa	Comm Officer	21
Stotts, Casey	Deputy	13		Lentz, Kristi	Comm Officer	0
Civil/Bailiff/Court Security		Years		Parlato, Alex	Comm Officer	4
LaPlante, Chad	Deputy/Security	23		Parpart, Sharelle	Comm Officer	1
Malz, Angela	Deputy/Bailiff	23	Pawelk, Elizabeth	Comm Officer	1	
Rossow, Craig	Deputy/Bailiff	21	Williams, Holly	Comm Officer	1	
			Mendoza, Karina	PT Comm Officer	7	
			Moll, Leah	PT Comm Officer	3	
			Office Staff		Years	
			Ogren, Kathy	Office Manager	13	
			Bohanon, Morgan	Jail Technical Spec I	1	
			Caturia, Tina	Civil Process	4	
			Tanya Ziemer	Technical Spec I	1	
			Ward, Beth	Technical Spec I	17	

Staff Turnover for 2022

New Employees in 2022
 4 - Deputy
 5- Correctional Officer
 2 - Communications Officer

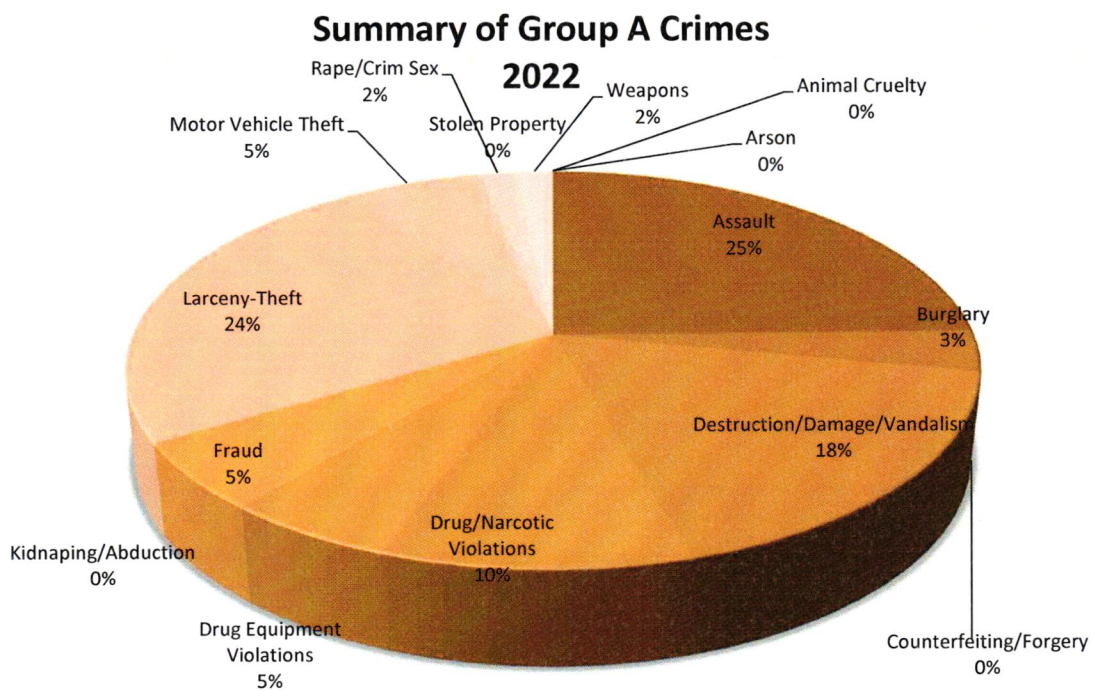
Employees who left in 2022
 4 - Deputy
 1 - Civil/Court Sgt
 4 - PT Deputy
 3 - Correctional Officer
 1 - STS/Correctional Officer
 3 - Communications Officer
 1 - Software Specialist



**Calls for
Service**

Group A Crimes - NIBRS Tracking

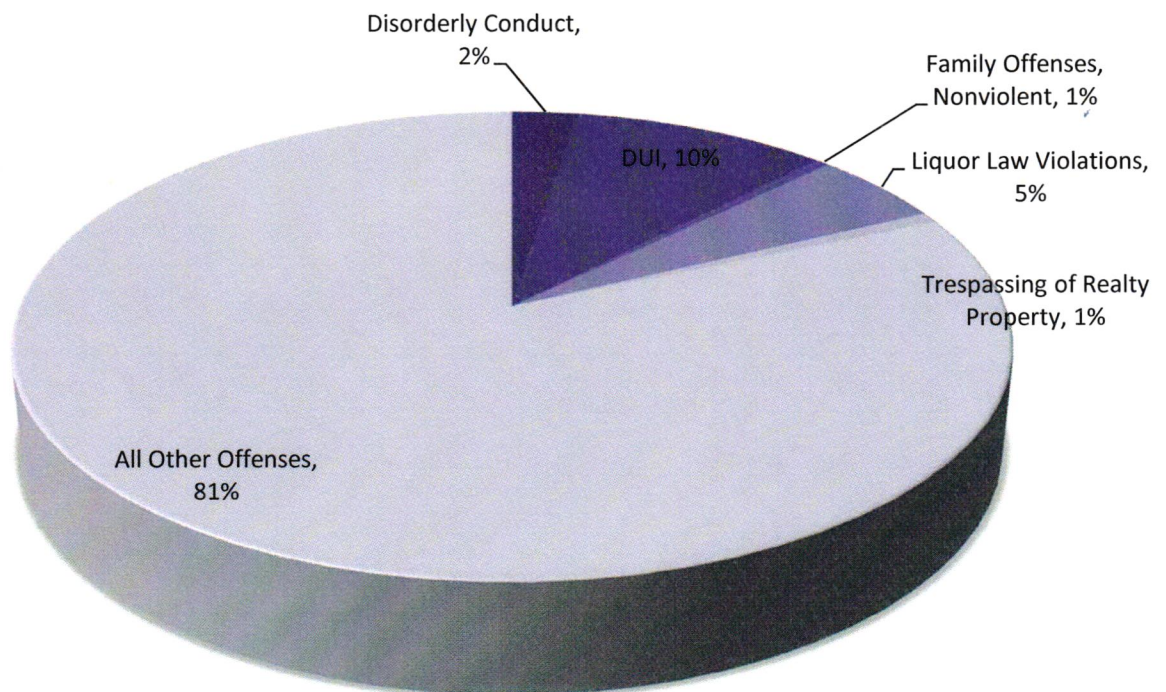
Arson	0
Assault	45
Intimidation	0
Bribery	0
Burglary	6
Counterfeiting/Forgery	0
Destruction/Damage/Vandalism	32
Drug/Narcotic Violations	18
Drug Equipment Violations	10
Embezzlement	0
Extortion/Blackmail	0
Fraud	10
Gambling	0
Homicide	0
Human Trafficking	0
Kidnaping/Abduction	0
Larceny-Theft	44
Motor Vehicle Theft	10
Pornography/Obscene Material	1
Prostitution	0
Robbery	0
Rape/Crim Sex	3
Stolen Property	0
Weapons	3
Animal Cruelty	0
Total	182



Group B Crimes - NIBRS Tracking

Bad Checks	0
Curfew/Loitering/Vagrancy	0
Disorderly Conduct	14
DUI	54
Drunkenness	0
Family Offenses, Nonviolent	3
Liquor Law Violations	28
Peeping Tom	0
Trespassing of Realty Property	4
All Other Offenses	451
Extortion/Blackmail	0
Total	554

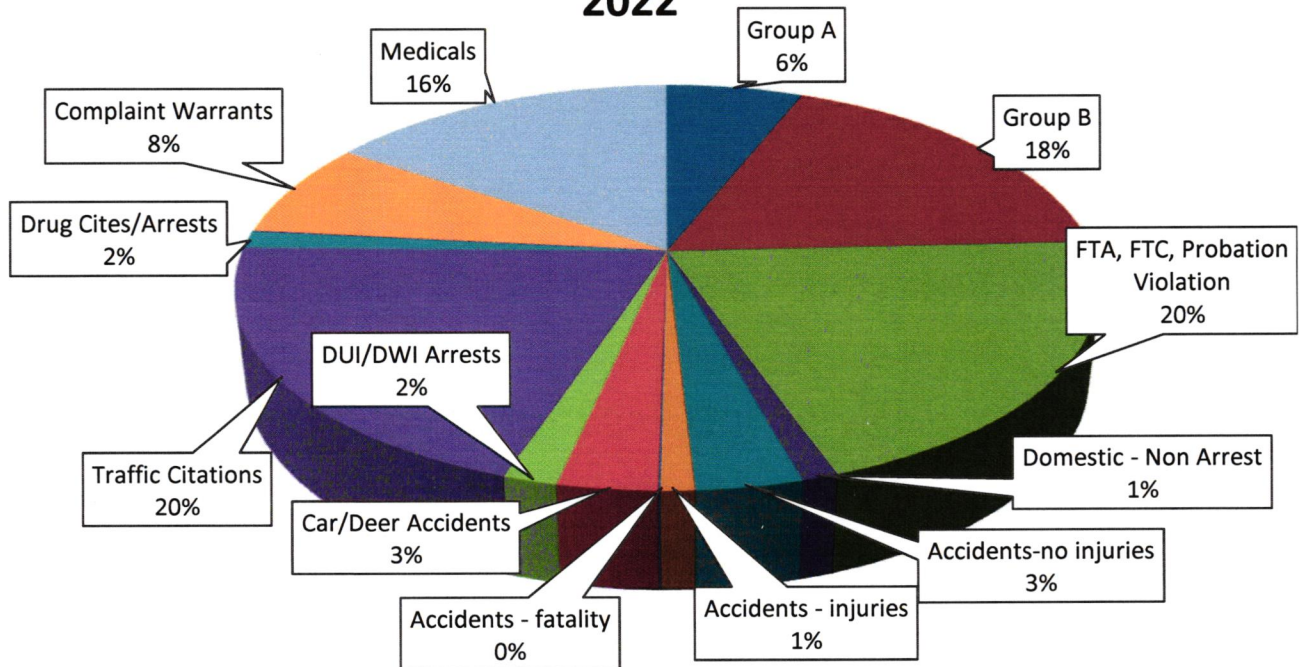
Summary of Group B Crimes 2022



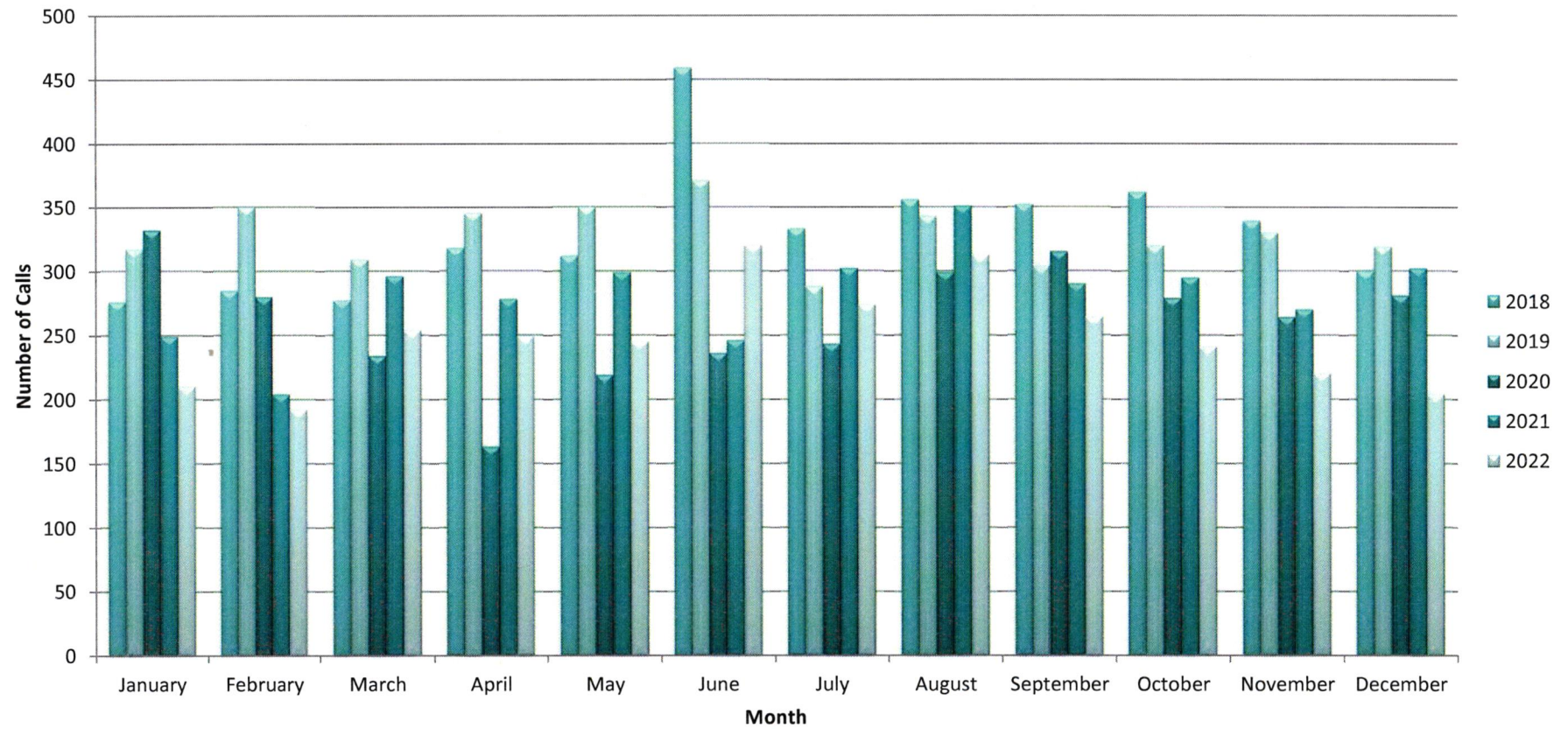
Summary Calls for Service 2022

Group A	182
Group B	544
FTA, FTC, Probation Violation	608
Domestic - Non Arrest	34
Accidents-no injuries	100
Accidents - injuries	32
Accidents - fatality	2
Car/Deer Accidents	94
DUI/DWI Arrests	51
Traffic Citations	604
Drug Cites/Arrests	41
Complaint Warrants	228
Medicals	466
Total Calls for Service for 2022	2986

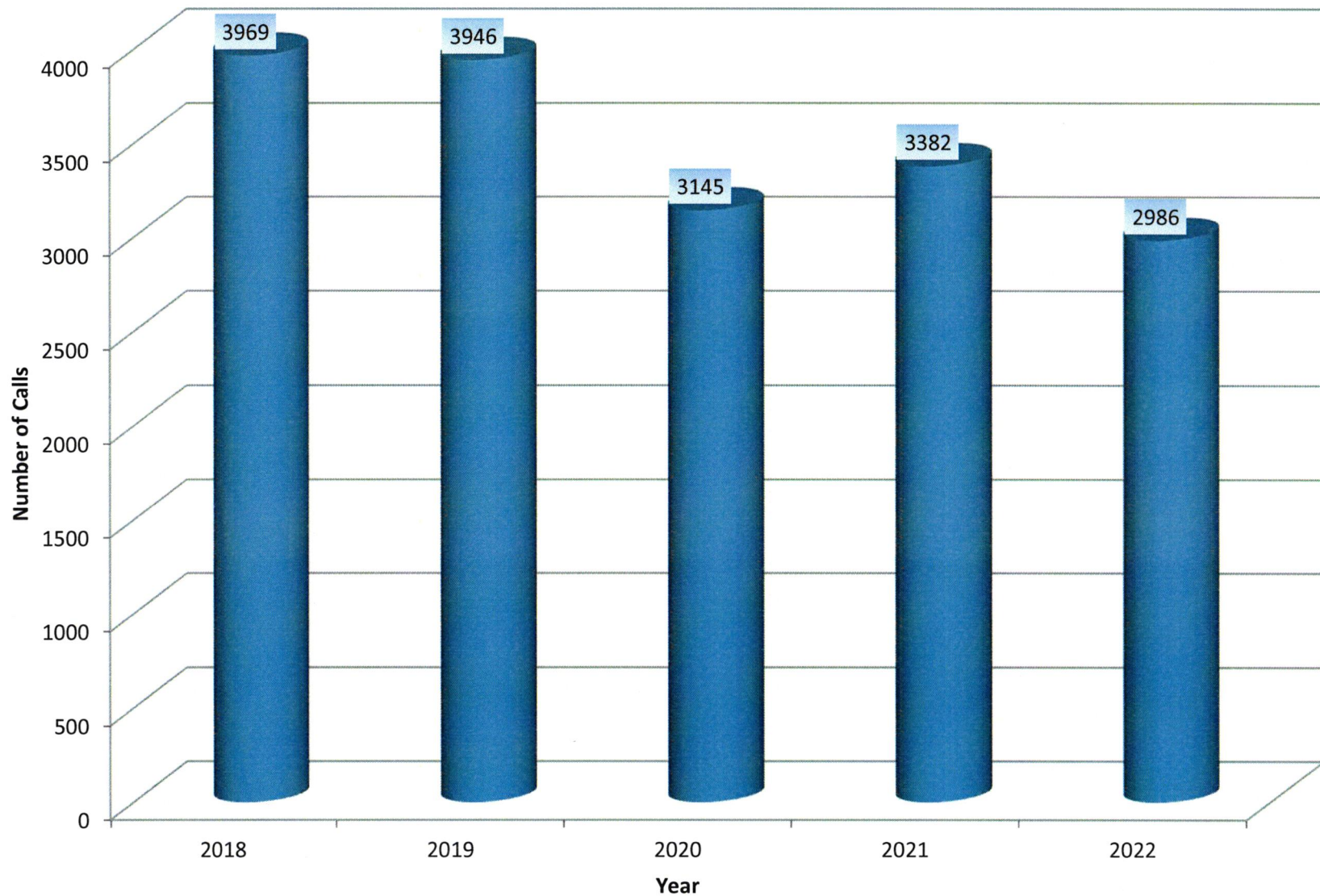
Summary of Calls for Service 2022



Calls for Services by Month 2018 - 2022



Yearly Comparison of Total Calls for Service 2018 - 2022

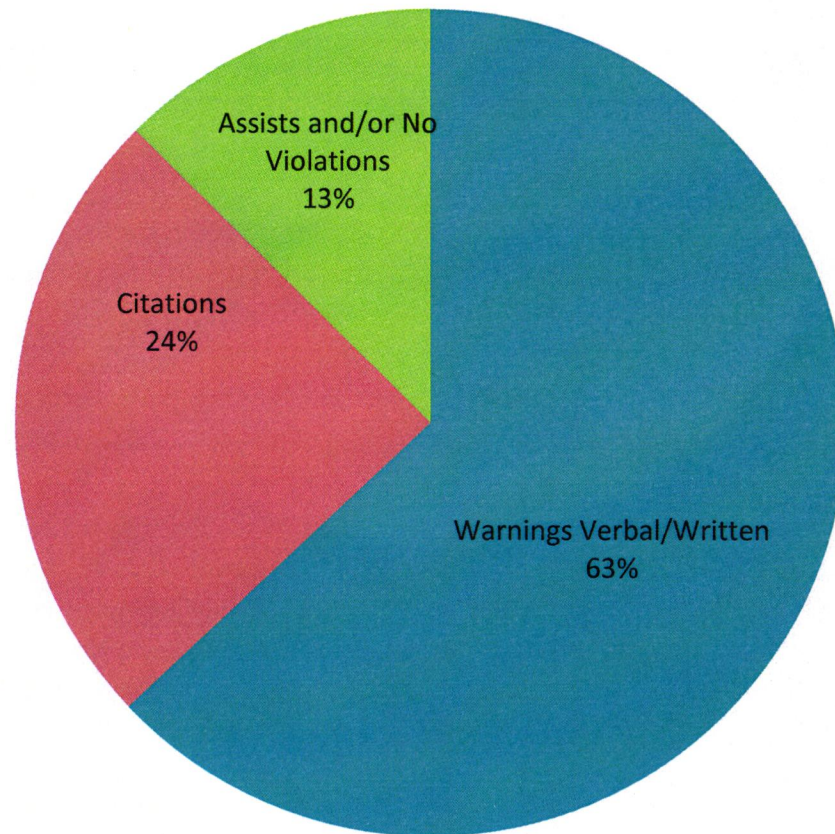




Traffic Stops

Traffic Stops in 2022 by Type

2383 Stops





Carry Permits

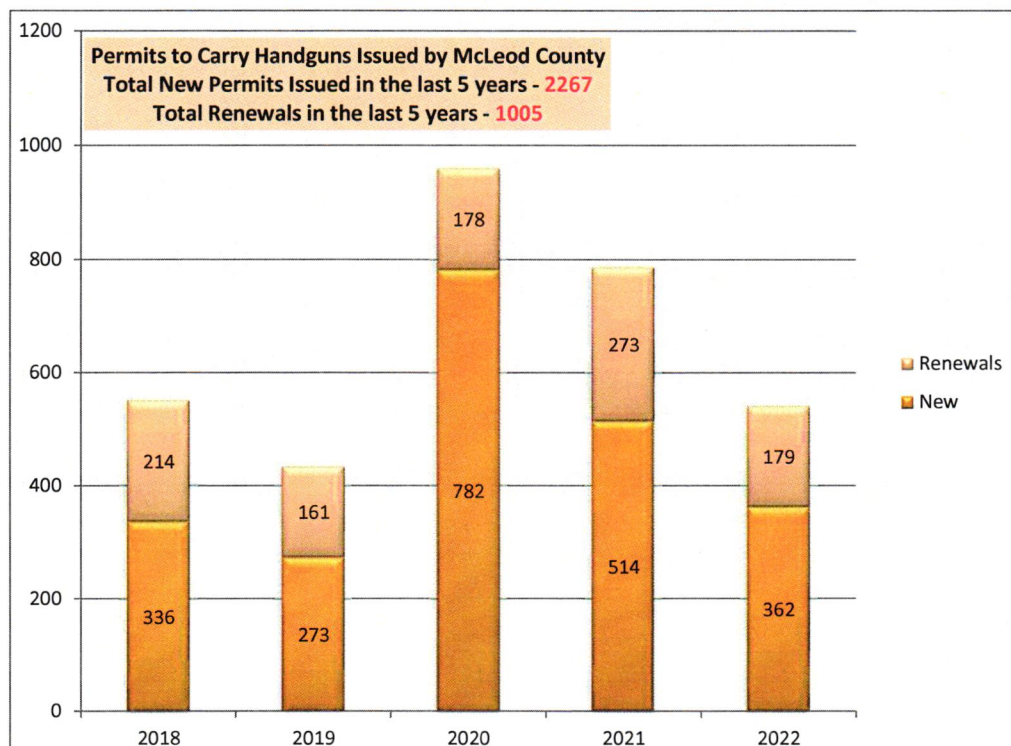
Permits to Carry and Handguns 2022

	New Applications				
	2018	2019	2020	2021	2022
January	26	18	26	51	27
February	22	28	34	45	32
March	58	33	55	84	41
April	48	19	36	55	53
May	29	20	28	50	32
June	24	39	93	34	27
July	24	21	90	32	26
August	21	19	98	38	27
September	17	22	97	44	24
October	25	19	103	35	22
November	11	10	60	18	28
December	31	25	62	28	23
	336	273	782	514	362

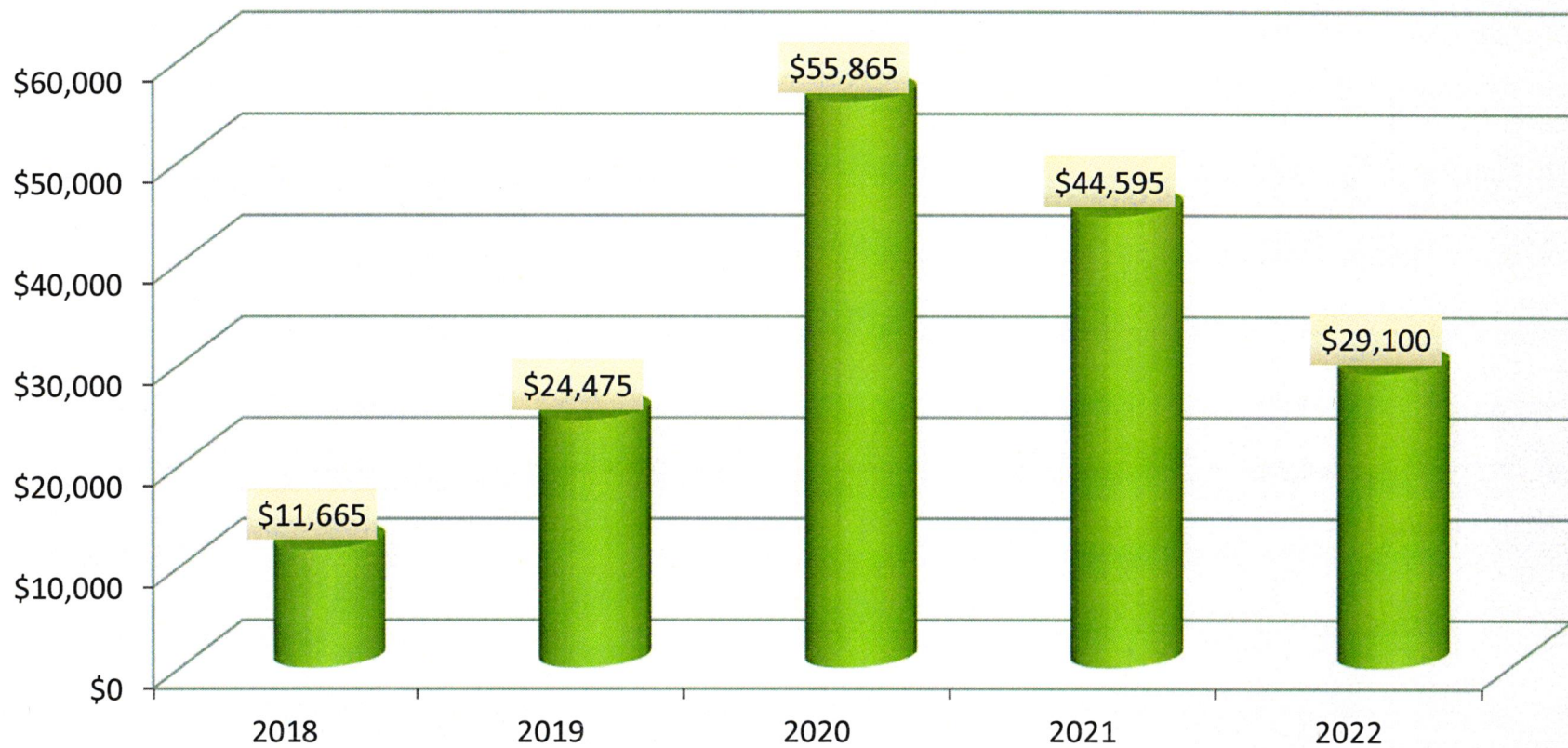
Grand Total New Applications Issued 2267

	Renewals				
	2018	2019	2020	2021	2022
January	16	9	10	44	13
February	23	24	9	17	11
March	24	28	18	26	20
April	37	7	13	28	29
May	17	16	12	19	11
June	17	18	16	19	15
July	19	7	27	10	12
August	22	11	8	26	11
September	10	15	11	25	15
October	19	10	9	18	20
November	5	10	10	23	3
December	5	6	35	18	19
	214	161	178	273	179

Grand Total Renewal Applications Issued 1005



**Revenue for the Last 5 Years
Permits to Carry Handgun
Total of \$164,835**



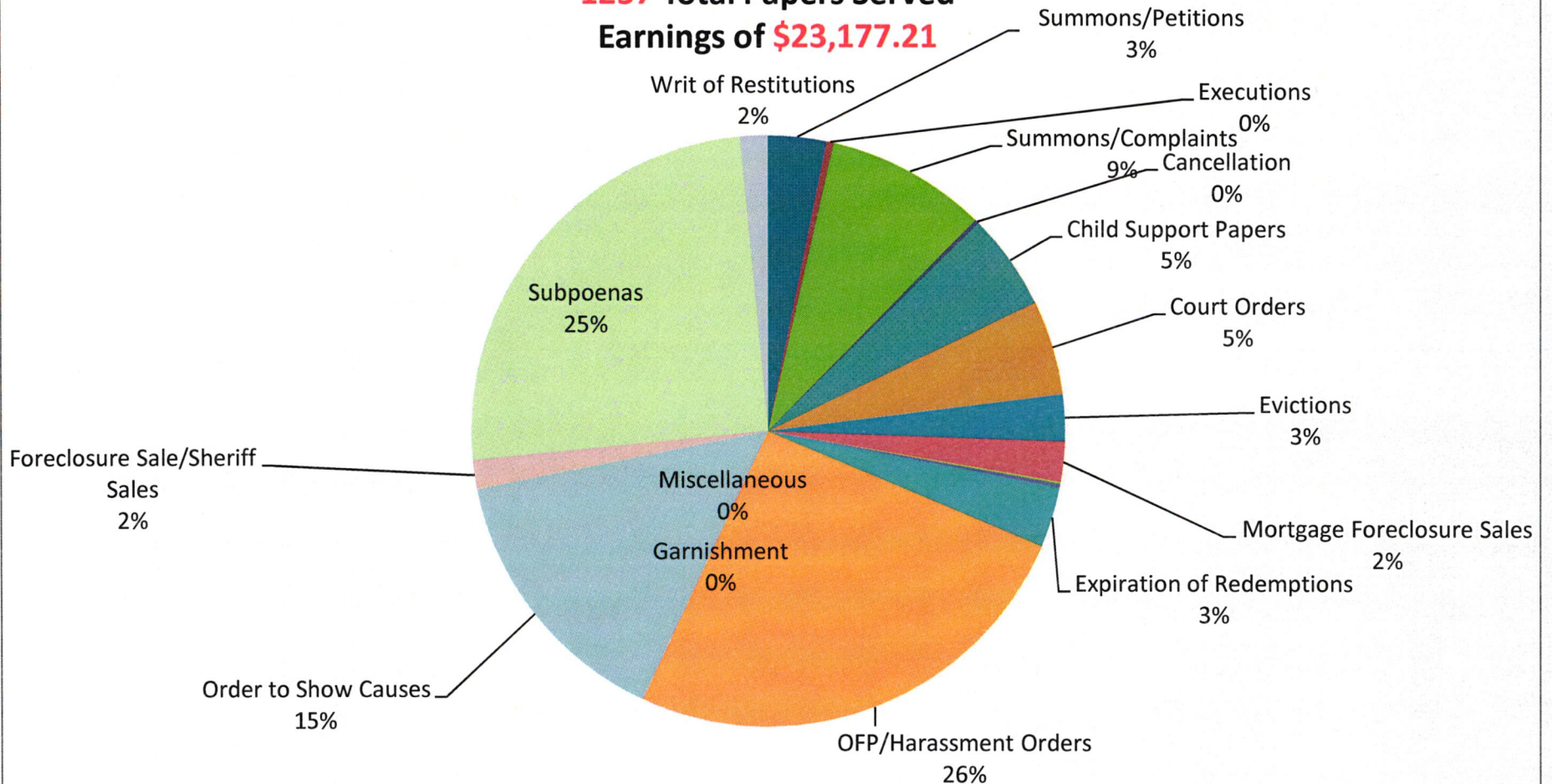


Civil Process

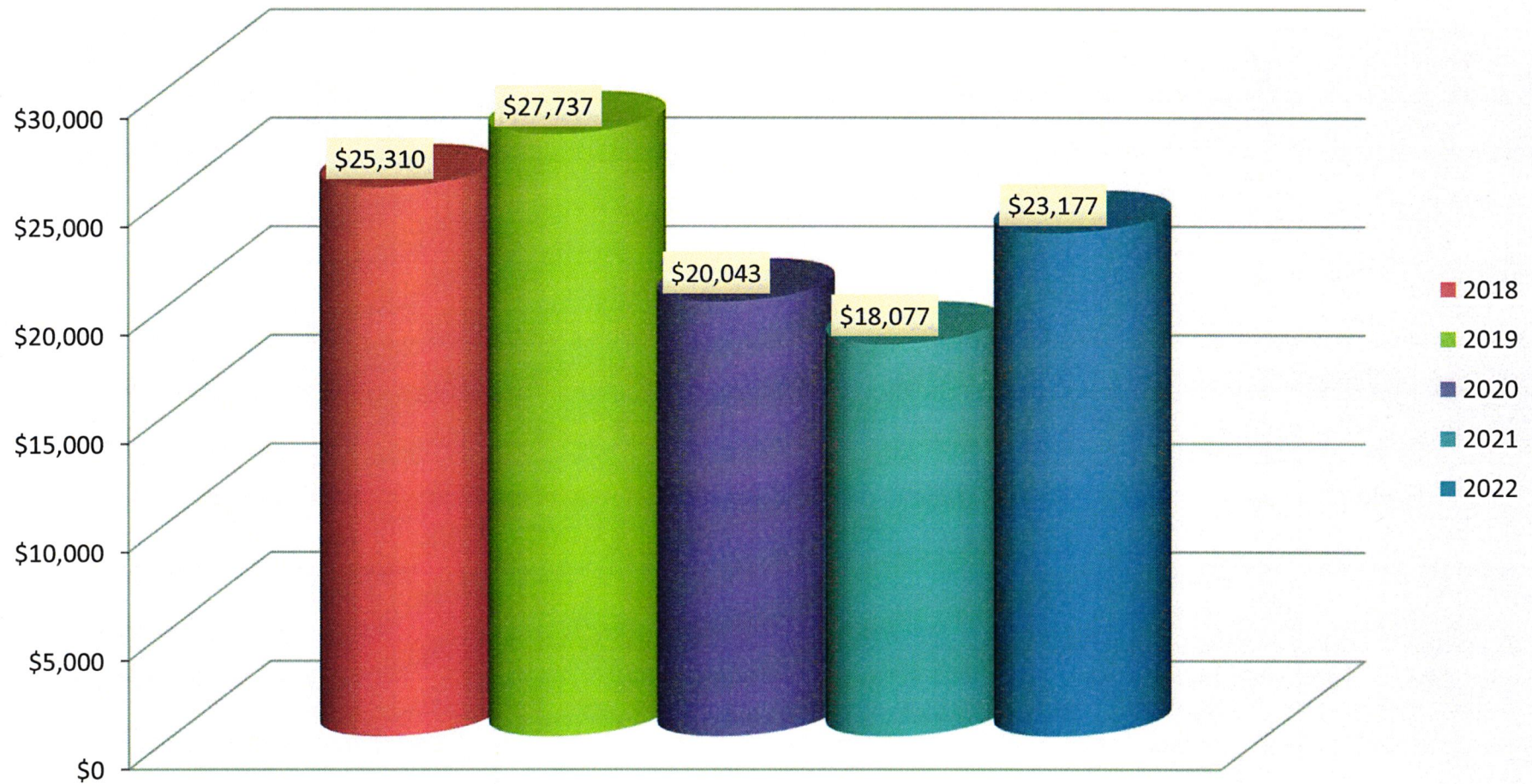
Civil Papers Served in 2022 by Type

1257 Total Papers Served

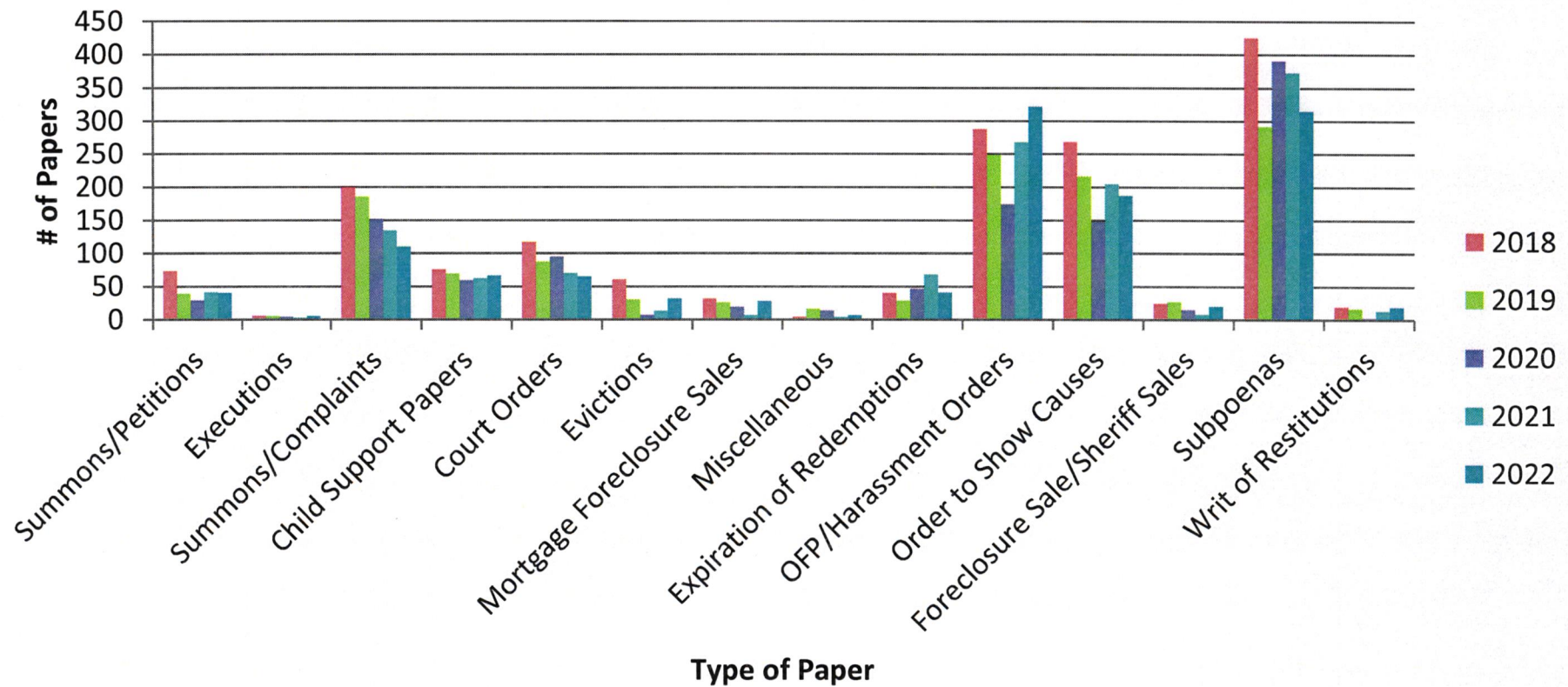
Earnings of \$23,177.21



2018 - 2022 Comparison Civil Paper Fees



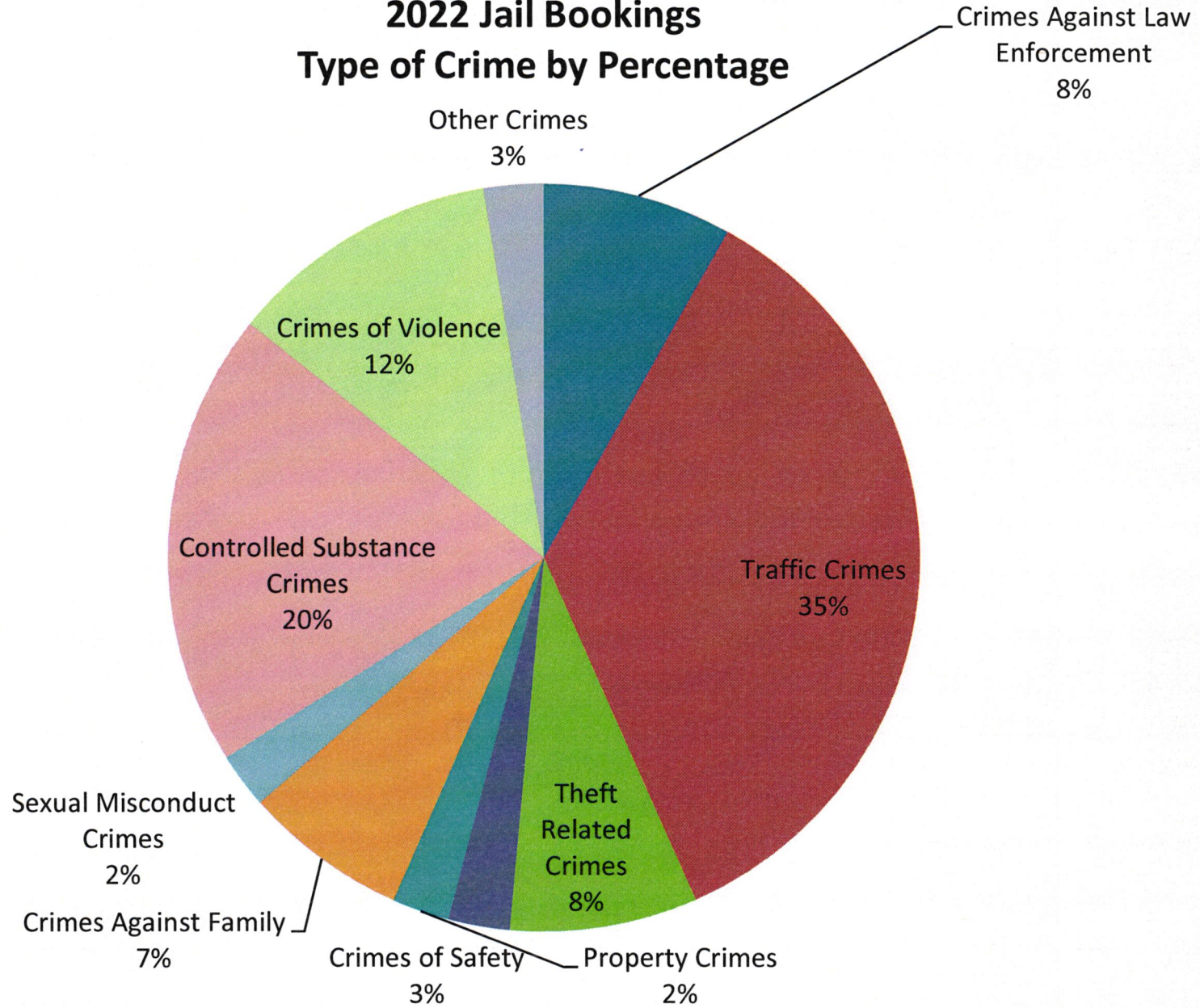
McLeod County Sheriff's Office 2018-2022 Comparison Civil Papers Served by Type



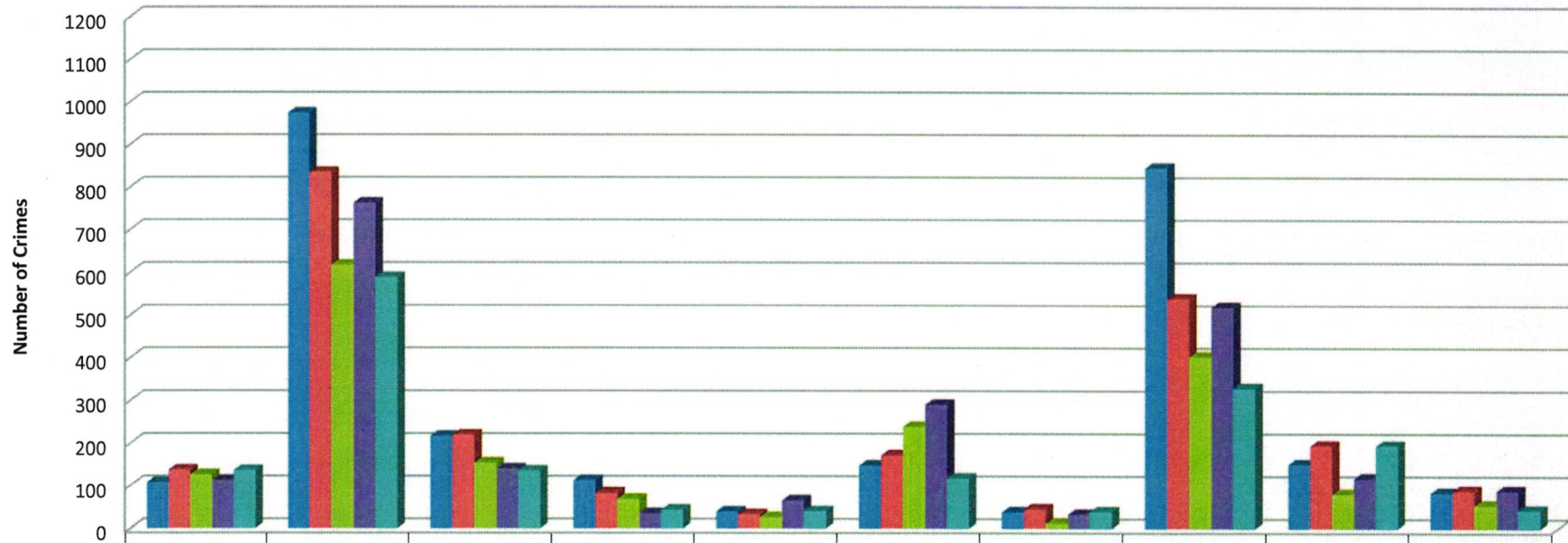


Jail

2022 Jail Bookings Type of Crime by Percentage



McLeod County Jail Bookings 5 Year Comparison by Crime Type



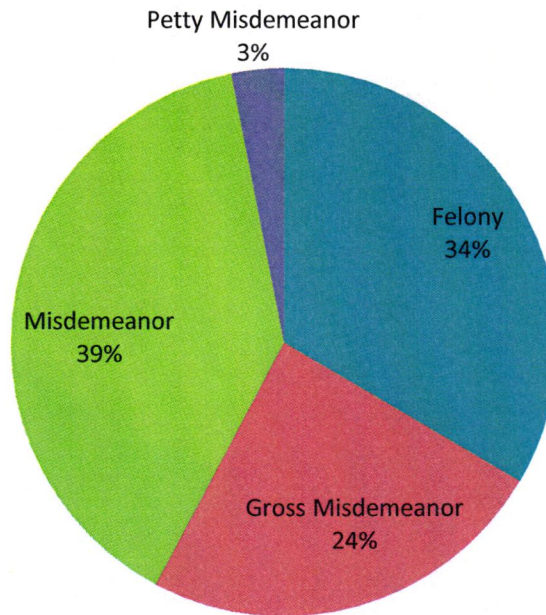
	Crimes Against Law Enforcement	Traffic Crimes	Theft Related Crimes	Crimes of Safety	Property Crimes	Crimes Against Family	Sexual Misconduct Crimes	Controlled Substance Crimes	Crimes of Violence	Other Crimes
2018	108	974	217	113	40	148	39	846	151	84
2019	137	835	220	84	34	172	46	539	195	89
2020	126	617	154	69	27	239	13	403	81	55
2021	113	763	140	36	66	291	34	519	118	89
2022	136	588	135	44	41	118	40	329	195	43

McLeod County Jail 2022 Booking Summary

Severity of Charges

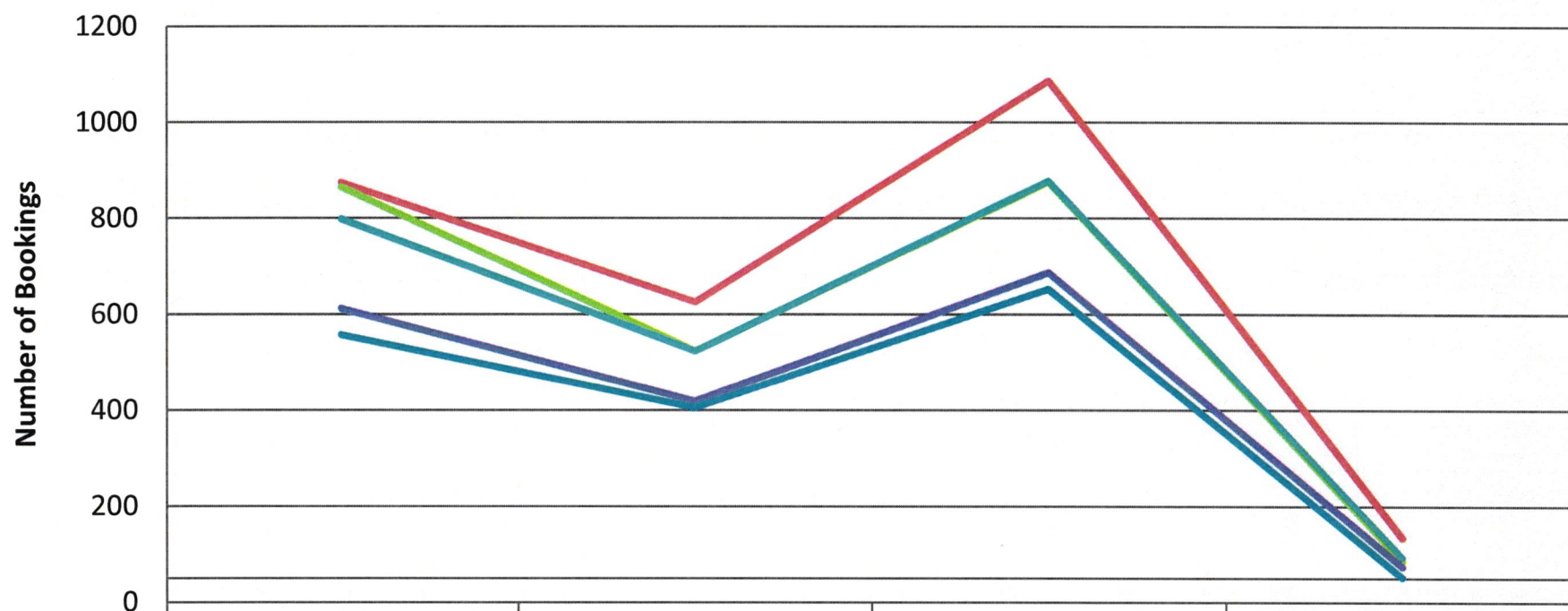
Felony	558
Gross Misdemeanor	406
Misdemeanor	653
Petty Misdemeanor	52
Total 2022 Charges	<u>1669</u>

Severity of Charges - 2022



Total Bookings for 2022 = 982
969 adults and 13 juveniles
234 females and 735 males

Type of Bookings for the McLeod County Jail 2018 to 2022



	Felony	Gross Misdemeanor	Misdemeanor	Petty Misdemeanor
2018	874	625	1086	133
2019	865	524	876	86
2020	612	419	687	74
2021	799	524	878	93
2022	558	406	653	52



Township/City Calls for Service

2 Year Comparison

Call Breakdown For
ACOMA TOWNSHIP

Event Type	2021 Qty	2022 Qty	Plus/Minus
911 Hangup	23	17	-6
Abandoned Vehicle	2	1	-1
Accident	30	34	4
Agency Assist	0	0	0
Alarms	13	8	-5
Animal Complaint	12	10	-2
Assault	0	1	1
Assists	11	22	11
Attempt to Locate	0	0	0
ATV/Boat/Snowmobile Complaint	0	1	1
Boat & Water Patrol	1	1	0
Burglary	1	1	0
Checks	13	3	-10
Criminal Sexual Conduct	2	0	-2
Complaint	2	0	-2
Death Investigation	0	0	0
Disturbance	2	4	2
Domestic	2	7	5
Driving/Vehicle Complaint	13	12	-1
Drug Activity	0	0	0
Extra Patrol	2	1	-1
Fight	0	1	1
Fire	6	8	2
Fireworks	0	0	0
Fraud	6	5	-1
Harassment	1	2	1
House Watch	0	0	0
Information	2	3	1
Issue Seizure Tag	2	1	-1
Juvenile	0	0	0
Lost & Found	2	2	0
Medical	20	27	7
Mental Health	2	0	-2
Missing Person	0	3	3
Motorist Assist	14	16	2
Nuisance Property/Blight	3	4	1
Open Door/Window	0	0	0
Paper Service	4	5	1
Parking	0	1	1
Permit Handgun Carry	30	15	-15
Permit/Registration	12	9	-3

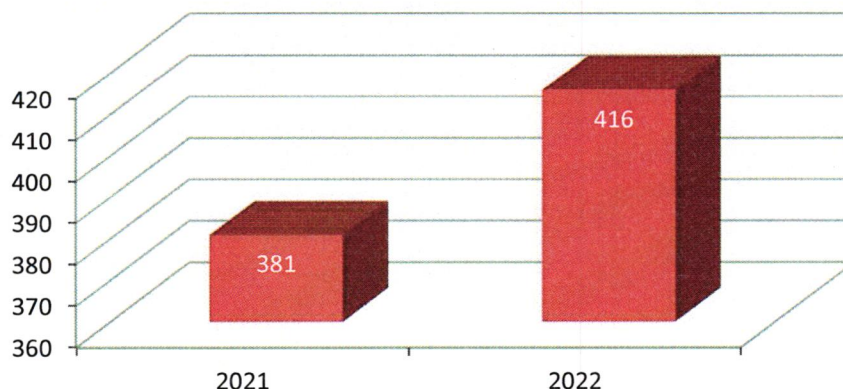
Call Breakdown For
ACOMA TOWNSHIP

Event Type	2021 Qty	2022 Qty	Plus/Minus
Predatory Offender Registration	0	1	1
Project Life Save	0	0	0
Property Damage	8	4	-4
Protection Order	0	1	1
Prowler/Peeper	0	0	0
Road Hazard/Obstruction	2	3	1
Search Warrant	0	0	0
Stolen Property/Receive/Concealing	0	1	1
Stop Arm Violation	0	1	1
Suicide	1	1	0
Suspicious	40	31	-9
Theft	6	8	2
Threats	1	0	-1
Township Board Meeting	3	2	-1
Traffic Stop	74	109	35
Transports/Escorts	0	2	2
Tresspass/Unwanted	0	3	3
Utilities	1	0	-1
Vehicle in Ditch	7	18	11
Violation of Court Order	2	2	0
Vulnerable Adult	0	2	2
Warrant	1	1	0
Weapon Violations/Shots Fired	2	1	-1
Totals by Year	381	416	35

Increase of Calls for Service from 2021 to 2022

8.41%

**Acoma Township
Calls for Services in 2021 and 2022**



Call Breakdown For
BERGEN TOWNSHIP

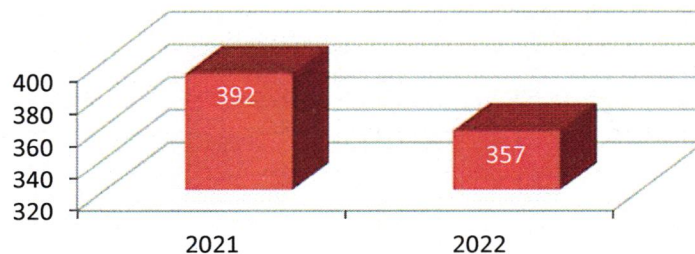
Event Type	2021 Qty	2022 Qty	Plus/Minus
911 Hangup	10	11	1
Abandoned Vehicle	3	0	-3
Accident	10	9	-1
Agency Assist	2	0	-2
Alarms	3	3	0
Animal Complaint	12	11	-1
Assault	0	0	0
Assists	11	7	-4
ATV/Boat/Snowmobile Complaint	0	0	0
Burglary	0	0	0
Checks	7	5	-2
Child Custody	1	3	2
Child Protection	0	1	1
Complaint	0	0	0
Criminal Sexual Assault	1	0	-1
Criminal Sexual Conduct	0	1	1
Disturbance	2	5	3
Domestic	5	2	-3
Driving/Vehicle Complaint	6	3	-3
Drug Activity	0	0	0
Extra Patrol	0	2	2
Fire	9	8	-1
Fireworks	2	1	-1
Fraud	5	2	-3
Harassment	0	0	0
House Watch	0	0	0
Information	7	5	-2
Issue Seizure Tag	1	0	-1
Juvenile	1	0	-1
Lost & Found	3	0	-3
Medical	26	18	-8
Mental Health	1	0	-1
Motorist Assist	21	23	2
Nuisance Property/Blight	6	4	-2
Open Door/Window	0	2	2
Paper Service	5	3	-2
Parking	0	0	0
Permit Handgun Carry	25	20	-5
Permit/Registration	15	12	-3
Phone Call	0	3	3
Predatory Offender Registration	2	0	-2

Call Breakdown For
BERGEN TOWNSHIP

Event Type	2021 Qty	2022 Qty	Plus/Minus
Property Damage	8	4	-4
Protection Order	2	0	-2
Road Hazard/Obstruction	4	2	-2
Stop Arm Violation	0	1	1
Suicide	0	3	3
Suspicious	13	15	2
Theft	1	5	4
Threats	2	2	0
Township Board Meeting	1	1	0
Traffic Stop	152	147	-5
Training/Meeting	1	0	-1
Tresspass/Unwanted	1	1	0
Utilities	0	3	3
Vehicle in Ditch	5	5	0
Violation of Court Order	0	1	1
Vulnerable Adult	0	0	0
Warrant	0	1	1
Weapon Violation/Shots Fired	0	2	2
Weather	0	0	0
Totals by Year	392	357	-35

Decrease of Calls for Service from 2021 to 2022 -9.80%

**Bergen Township
Calls for Service in 2021 and 2022**



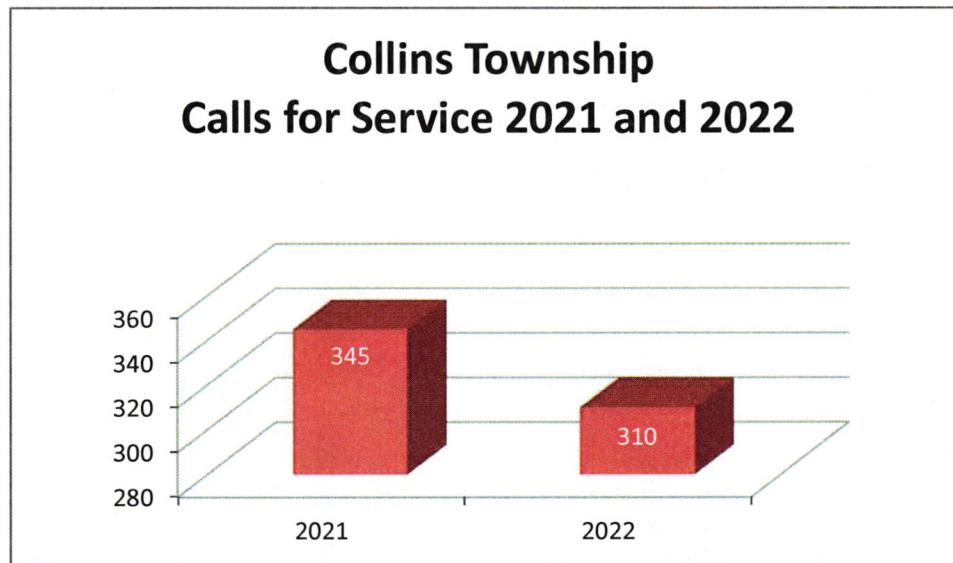
Call Breakdown For
COLLINS TOWNSHIP

Event Type	2021 Qty	2022 Qty	Plus/ Minus
911 Hangup	15	11	-4
Abandoned Vehicle	0	4	4
Accident	18	17	-1
Agency Assist	1	0	-1
Alarms	13	12	-1
Alcohol Compliance	0	1	1
Animal Complaint	9	11	2
Assault	0	0	0
Assists	12	12	0
ATV/Boat/Snowmobile Complaint	1	0	-1
Boat & Water Patrol	2	2	0
Burglary	0	1	1
Checks	4	4	0
Child Custody	0	0	0
Child Protection	0	0	0
Complaint	1	0	-1
Criminal Sexual Conduct	0	0	0
Death Investigation	0	1	1
Disturbance	5	1	-4
Domestic	5	0	-5
Driving/Vehicle Complaint	18	10	-8
Drug Activity	1	0	-1
Extra Patrol	0	1	1
Fight	3	0	-3
Fire	0	4	4
Fireworks	0	0	0
Fraud	1	1	0
Harassment	2	0	-2
House Watch	0	0	0
Information	2	3	1
Issue Seizure Tag	1	0	-1
Juvenile	1	0	-1
Lost & Found	0	2	2
Medical	18	14	-4
Mental Health	0	0	0
Motorist Assist	13	24	11
Nuisance Property/Blight	0	3	3
Paper Service	3	0	-3
Permit Handgun Carry	9	4	-5
Permit/Registration	7	3	-4
Predatory Offender Registration	0	0	0

Call Breakdown For
COLLINS TOWNSHIP

Event Type	2021 Qty	2022 Qty	Plus/Minus
Property Damage	4	1	-3
Repossess	0	0	0
Road Hazard/Obstruction	3	3	0
School Resource/Public Relations	0	2	2
Suspicious	11	17	6
Theft	7	4	-3
Threats	0	1	1
Traffic Stop	143	120	-23
Tresspass/Unwanted	2	4	2
Utilities	3	0	-3
Vehicle in Ditch	5	12	7
Vulnerable Adult	0	0	0
Warrant	1	0	-1
Weapons Violation/ShotsFired	1	0	-1
Totals by Year	345	310	-35

Decrease of Calls for Service from 2021 to 2022 -10.14%



Call Breakdown For
GLENCOE TOWNSHIP

Event Type	2021 Qty	2022 Qty	Plus/Minus
911 Hangup	8	5	-3
Abandoned Vehicle	1	0	-1
Accident	21	24	3
Agency Assist	0	0	0
Alarms	6	2	-4
Animal Complaint	13	8	-5
Assault	0	0	0
Assists	15	10	-5
Burglary	2	0	-2
Checks	6	0	-6
Child Custody	1	0	-1
Child Protection	1	0	-1
Complaint	0	1	1
Criminal Sexual Conduct	1	1	0
Death Investigation	1	0	-1
Disturbance	0	3	3
Domestic	1	0	-1
Driving/Vehicle Complaint	14	24	10
Drug Activity	0	1	1
Extra Patrol	3	0	-3
Fight	0	0	0
Fire	9	7	-2
Flee/Escape	0	0	0
Fraud	1	5	4
Harassment	0	0	0
Hospice	0	0	0
House Watch	0	0	0
Information	1	2	1
Issue Seizure Tag	0	1	1
Juvenile	0	3	3
Lost & Found	3	2	-1
Medical	12	12	0
Mental Health	1	0	-1
Missing Person	0	1	1
Motorist Assist	40	45	5
Nuisance Property/Blight	4	4	0
Open Door/Window	1	0	-1
Paper Service	6	2	-4
Permit Handgun Carry	15	9	-6
Permit/Registration	10	4	-6
Phone Call	0	0	0
Property Damage	1	3	2

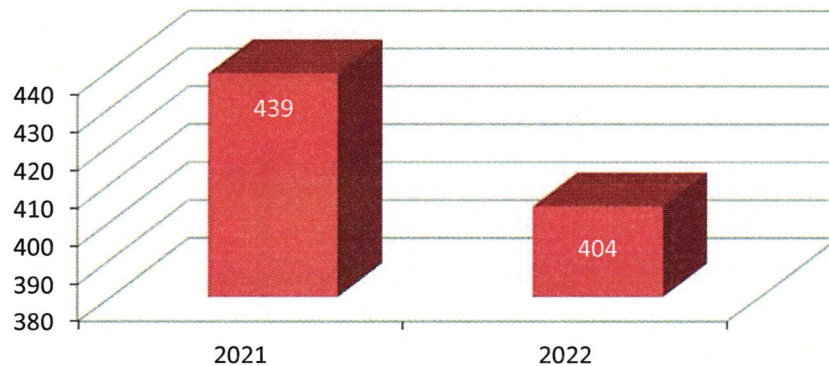
Call Breakdown For
GLENCOE TOWNSHIP

Event Type	2021 Qty	2022 Qty	Plus/ Minus
Road Hazard/Obstruction	11	10	-1
Search Warrant	0	1	1
Stolen Property/Receive/Concealing	0	1	1
Stop Arm Violation	1	0	-1
Suicide	0	1	1
Suspicious	16	23	7
Theft	6	8	2
Threats	1	0	-1
Traffic Stop	185	164	-21
Transports/Escorts	2	1	-1
Tresspass/Unwanted	0	1	1
Utilities	1	0	-1
Vehicle in Ditch	13	9	-4
Violation of Court Order	0	2	2
Vulnerable Adult	1	0	-1
Warrant	1	3	2
Weapon Violation/Shots Fired	3	1	-2
Totals by Year	439	404	-35

Decrease of Calls for Service from 2021 to 2022

-7.97%

Glencoe Township
Calls for Service in 2021 and 2022



Call Breakdown For
HALE TOWNSHIP

Event Type	2021 Qty	2022 Qty	Plus/ Minus
911 Hangup	15	14	-1
Abandoned Vehicle	3	0	-3
Accident	17	25	8
Agency Assist	0	0	0
Alarms	2	4	2
Animal Complaint	20	18	-2
Assault	0	0	0
Assists	20	20	0
ATV/Boat/Snowmobile Complaint	3	0	-3
Boat & Water Patrol	1	0	-1
Burglary	2	1	-1
Checks	3	2	-1
Child Custody	0	3	3
Child Protection	0	1	1
Complaint	2	2	0
Criminal Sexual Conduct	2	0	-2
Death Investigation	0	2	2
Disturbance	0	1	1
Domestic	7	6	-1
Driving/Vehicle Complaint	38	29	-9
Drug Activity	0	1	1
Extra Patrol	2	0	-2
Fight	1	0	-1
Fire	15	5	-10
Fireworks	1	0	-1
Fraud	4	3	-1
Harassment	0	0	0
Hospice	0	0	0
House Watch	0	0	0
Information	4	6	2
Issue Seizure Tag	1	0	-1
Juvenile	1	0	-1
Lost & Found	1	2	1
Medical	30	29	-1
Mental Health	0	2	2
Missing Person	1	0	-1
Motorist Assist	51	66	15
Nuisance Property/Blight	3	4	1
Open Door/Window	0	1	1
Paper Service	10	8	-2
Parking	1	0	-1
Permit Handgun Carry	15	15	0

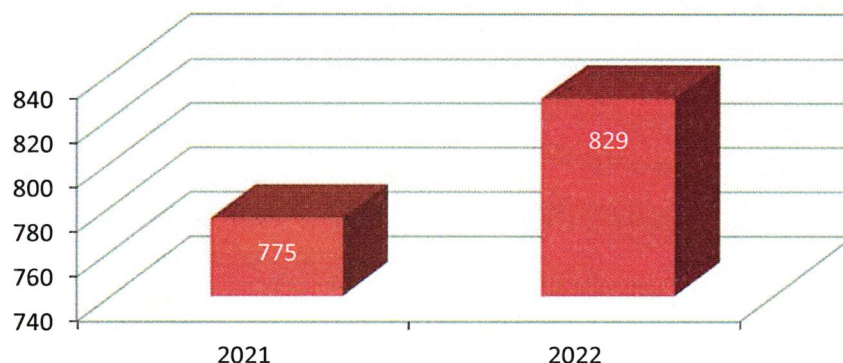
Call Breakdown For
HALE TOWNSHIP

Event Type	2021 Qty	2022 Qty	Plus/ Minus
Permit/Registration	15	12	-3
Phone Call	1	1	0
Predatory Offender Registration	0	0	0
Property Damage	7	3	-4
Protection Order	2	1	-1
Repossess	0	1	1
Road Hazard/Obstruction	8	8	0
School Resource/Public Relations	0	0	0
Search Warrant	0	0	0
Suicide	2	4	2
Suspicious	40	31	-9
Test Call	0	0	0
Theft	5	4	-1
Threats	1	2	1
Township Board Meeting	1	0	-1
Traffic Stop	398	476	78
Transport/Escort	3	0	-3
Tresspass/Unwanted	2	3	1
Utilities	0	1	1
Vehicle in Ditch	8	10	2
Violation of Court Order	2	0	-2
Vulnerable Adult	1	1	0
Warrant	2	0	-2
Weapon Violation/Shots Fired	1	1	0
Totals by Year	775	829	54

Increase of Calls for Service from 2021 to 2022

6.97%

**Hale Township
Calls for Service in 2021 and 2022**



Call Breakdown For
HASSAN VALLEY TOWNSHIP

Event Type	2021 Qty	2022 Qty	Plus/Minus
911 Hangup	12	15	3
Abandoned Vehicle	3	0	-3
Accident	25	16	-9
Agency Assist	2	0	-2
Alarms	2	1	-1
Animal Complaint	8	4	-4
Assault	0	1	1
Assists	9	6	-3
Attempt to Locate	1	0	-1
Burglary	2	1	-1
Checks	6	2	-4
Complaint	2	1	-1
Criminal Sexual Conduct	0	1	1
Disturbance	0	0	0
Domestic	1	2	1
Driving/Vehicle Complaint	31	29	-2
Drug Activity	1	1	0
Extra Patrol	3	3	0
Fight	0	0	0
Fire	10	7	-3
Flee/Escape	0	0	0
Follow-up	0	1	1
Fraud	2	9	7
Harassment	1	0	-1
House Watch	1	0	-1
Information	2	6	4
Issue Seizure Tag	1	0	-1
Juvenile	1	0	-1
Lost & Found	1	1	0
Medical	20	25	5
Mental Health	0	1	1
Missing Person	0	0	0
Motorist Assist	48	51	3
Nuisance Property/Blight	13	7	-6
Opoen Door/Window	2	0	-2
Paper Service	3	2	-1
Parking	0	1	1
Permit Handgun Carry	3	5	2
Permit/Registration	3	2	-1
Property Damage	1	2	1
Repossess	0	0	0
Road Hazard/Obstruction	10	9	-1

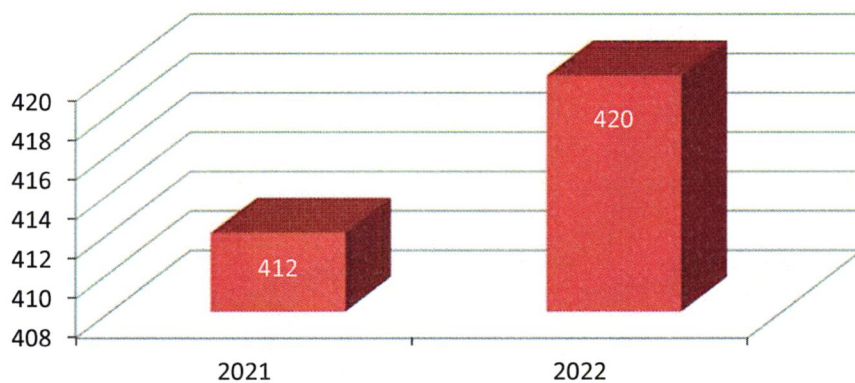
Call Breakdown For
HASSAN VALLEY TOWNSHIP

Event Type	2021 Qty	2022 Qty	Plus/Minus
School Resource/Public Relations	0	1	1
Stop Arm Violation	0	1	1
Suspicious	15	9	-6
Theft	5	2	-3
Threats	1	0	-1
Township Board Meeting	0	1	1
Traffic Stop	150	170	20
Training/Meeting	0	0	0
Tresspass/Unwanted	1	0	-1
Utilities	0	0	0
Vehicle in Ditch	8	23	15
Violation of Court Order	2	0	-2
Warrant	0	0	0
Weapon Violation/Shots Fired	0	0	0
Weather	0	1	1
Totals by Year	412	420	8

Increase of Calls for Service from 2021 to 2022

1.94%

**Hassan Township
Calls for Service in 2021 and 2022**



Call Breakdown For
HELEN TOWNSHIP

Event Type	2021 Qty	2022 Qty	Plus/Minus
911 Hangup	15	13	-2
Abandoned Vehicle	0	2	2
Accident	20	25	5
Agency Assist	2	0	-2
Alarms	23	17	-6
Animal Complaint	20	12	-8
Assault	1	0	-1
Assists	31	23	-8
ATV/Boat/Snowmobile Complaint	0	1	1
Attempt to Locate	1	0	-1
Burglary	5	3	-2
Checks	8	12	4
Child Custody	1	1	0
Child Protection	1	2	1
Complaint	2	4	2
Disturbance	4	3	-1
Domestic	4	3	-1
Driving/Vehicle Complaint	50	32	-18
Drug Activity	1	1	0
Extra Patrol	0	1	1
Fire	6	9	3
Follow-up	0	0	0
Fraud	3	2	-1
Harassment	3	0	-3
Information	6	3	-3
Issue Seizure Tag	0	0	0
Juvenile	0	5	5
Lost & Found	1	1	0
Medical	42	32	-10
Mental Health	2	1	-1
Missing Person	1	2	1
Motorist Assist	31	38	7
Nuisance Property/Blight	0	2	2
Open Door/Window	0	0	0
Paper Service	6	8	2
Parking	0	0	0
Permit Handgun Carry	15	4	-11
Permit/Registration	8	11	3
Predatory Offender Registration	0	0	0
Property Damage	6	6	0

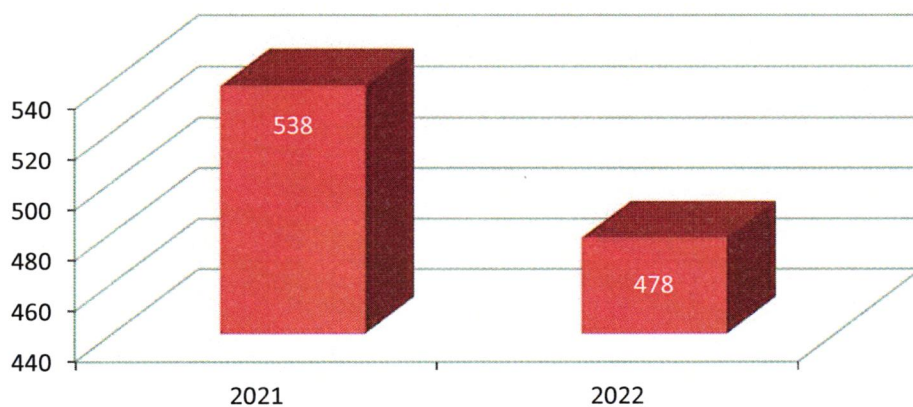
Call Breakdown For
HELEN TOWNSHIP

Event Type	2021 Qty	2022 Qty	Plus/Minus
Protection Order	0	1	1
Prowler/Peeper	0	1	1
Repossess	0	0	0
Road Hazard/Obstruction	15	9	-6
Stolen Property/Receive/Concealing	0	1	1
Suicide	0	0	0
Suspicious	28	41	13
Test Call	1	0	-1
Theft	12	9	-3
Threats	3	0	-3
Tow	0	0	0
Township Board Meeting	3	2	-1
Traffic Stop	140	109	-31
Transports/Escorts	3	0	-3
Tresspass/Unwanted	2	1	-1
Utilities	1	5	4
Vehicle in Ditch	10	15	5
Violation of Court Order	0	1	1
Vulnerable Adult	1	1	0
Warrant	0	2	2
Weapon Violation/Shots Fired	0	1	1
Totals by Year	538	478	-60

Decreased Calls for Service from 2021 to 2022

-12.55%

**Helen Township
Calls for Service in 2021 and 2022**



Call Breakdown For
HUTCHINSON TOWNSHIP

Event Type	2021 Qty	2022 Qty	Plus/ Minus
911 Hangup	8	24	16
Abandoned Vehicle	1	3	2
Accident	25	22	-3
Administrative	1	0	-1
Agency Assist	0	0	0
Alarms	16	14	-2
Animal Complaint	13	15	2
Assault	0	1	1
Assists	11	15	4
ATV/Boat/Snowmobile Complaint	1	0	-1
Attempt to Locate	0	0	0
Boat & Water Patrol	1	0	-1
Burglary	0	2	2
Checks	14	13	-1
Child Custody	1	0	-1
Child Protection	1	0	-1
Complaint	2	0	-2
Counterfeit/Forgery	0	0	0
Criminal Sexual Conduct	0	0	0
Death Investigation	0	1	1
Disturbance	6	2	-4
Domestic	5	8	3
Driving/Vehicle Complaint	16	17	1
Drug Activity	0	0	0
Extra Patrol	3	1	-2
Fire	13	8	-5
Fireworks	1	0	-1
Follow-up	2	0	-2
Fraud	11	4	-7
Harassment	0	0	0
House Watch	2	1	-1
Information	6	6	0
Issue Seizure Tag	2	1	-1
Juvenile	1	4	3
Lost & Found	2	0	-2
Medical	28	24	-4
Mental Health	0	1	1
Missing Person	1	0	-1
Motorist Assist	13	38	25
Nuisance Property/Blight	7	5	-2
Paper Service	4	6	2
Permit Handgun Carry	30	12	-18

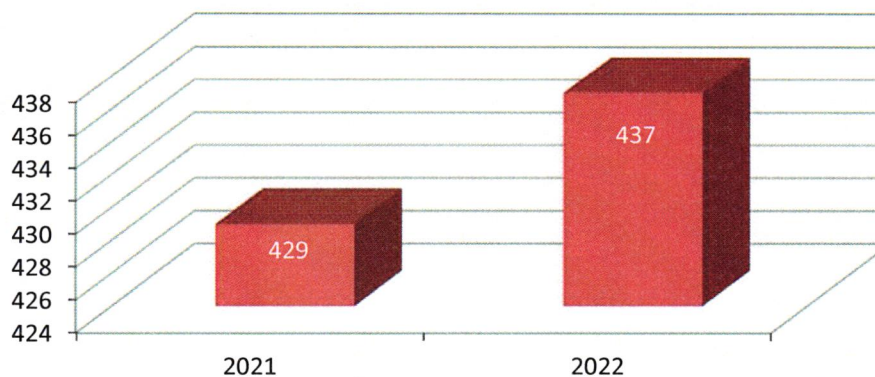
Call Breakdown For
HUTCHINSON TOWNSHIP

Event Type	2021 Qty	2022 Qty	Plus/Minus
Permit/Registration	14	7	-7
Phone Call	0	2	2
Predatory Offender Registration	1	2	1
Property Damage	6	1	-5
Protection Order	0	1	1
Repossess	0	1	1
Road Hazard/Obstruction	10	9	-1
Search Warrant	0	1	1
Stolen Property/Receive/Concealing	0	0	0
Suicide	2	1	-1
Suspicious	33	19	-14
Test Call	1	0	-1
Theft	11	12	1
Threats	2	2	0
Township Board Meeting	0	1	1
Traffic Stop	83	100	17
Training/Meeting	6	10	4
Tresspass/Unwanted	2	1	-1
Utilities	3	4	1
Vehicle in Ditch	4	12	8
Violation of Court Order	1	0	-1
Vulnerable Adult	1	0	-1
Warrant	1	2	1
Weapon Violation/Shots Fired	0	1	1
Totals by Year	429	437	8

Increase of Calls for Service from 2021 to 2022

1.83%

**Hutchinson Township
Calls for Service in 2021 and 2022**



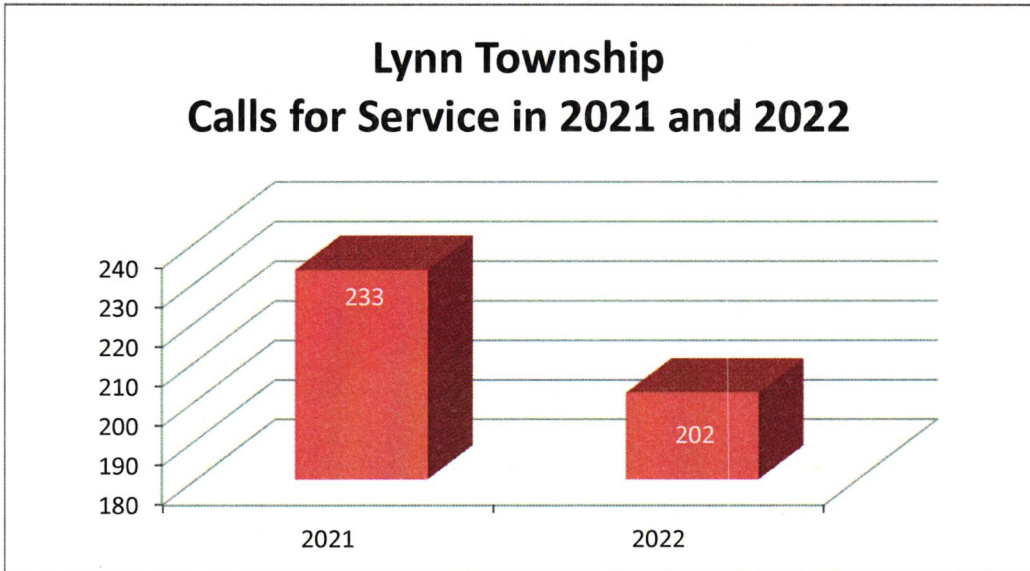
Call Breakdown For
LYNN TOWNSHIP

Event Type	2021 Qty	2022 Qty	Plus/Minus
911 Hangup	5	5	0
Abandoned Vehicle	2	1	-1
Accident	14	18	4
Alarms	0	2	2
Animal Complaint	4	3	-1
Assists	10	6	-4
Checks	7	0	-7
Child Custody	0	2	2
Child Protection	0	2	2
Complaint	1	0	-1
Criminal Sexual Conduct	0	1	1
Death Investigation	0	1	1
Disturbance	1	0	-1
Domestic	4	3	-1
Driving/Vehicle Complaint	9	4	-5
Drug Activity	1	0	-1
Extra Patrol	1	1	0
Fire	5	2	-3
Fireworks	1	0	-1
Fraud	1	1	0
Harassment	0	0	0
Hospice	0	0	0
House Watch	0	0	0
Information	1	2	1
Issue Seizure Tag	1	2	1
Juvenile	3	0	-3
Lost & Found	0	2	2
Medical	13	17	4
Mental Health	1	0	-1
Missing Person	0	1	1
Motorist Assist	13	13	0
Nuisance Property/Blight	4	0	-4
Paper Service	3	3	0
Permit Handgun Carry	18	7	-11
Permit/Registration	2	3	1
Phone Call	0	1	1
Property Damage	2	2	0
Road Hazard/Obstruction	1	3	2
School Resource/Public Relations	2	1	-1
Search Warrant	0	0	0
Suicide	1	0	-1
Suspicious	8	5	-3

Call Breakdown For
LYNN TOWNSHIP

Event Type	2021 Qty	2022 Qty	Plus/Minus
Theft	2	4	2
Threats	0	0	0
Tow	0	0	0
Township Board Meeting	4	2	-2
Traffic Stop	82	69	-13
Training/Meeting	0	0	0
Tresspass/Unwanted	2	1	-1
Utilities	0	2	2
Vehicle in Ditch	3	5	2
Vulnerable Adult	0	5	5
Warrant	1	0	-1
Weapon Violations/Shots Fired	0	0	0
Totals by Year	233	202	-31

Decrease of Calls for Service from 2021 to 2022 -15.35%



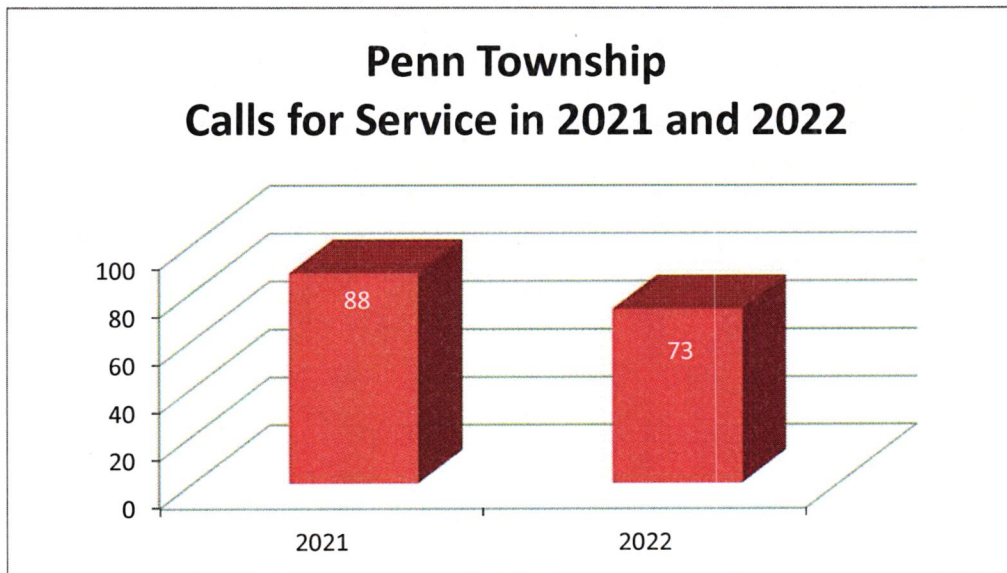
Call Breakdown For
PENN TOWNSHIP

Event Type	2021 Qty	2022 Qty	Plus/ Minus
911 Hangup	1	1	0
Abandoned Vehicle	0	0	0
Accident	2	8	6
Alarms	2	0	-2
Animal Complaint	5	3	-2
Assists	8	3	-5
Checks	1	0	-1
Child Custody	0	0	0
Child Protection	0	2	2
Complaint	0	0	0
Criminal Sexual Conduct	1	0	-1
Death Investigation	0	0	0
Disturbance	0	0	0
Domestic	0	0	0
Driving/Vehicle Complaint	4	3	-1
Drug Activity	0	1	1
Fire	6	3	-3
Follow-up	0	0	0
Fraud	1	3	2
House Watch	0	0	0
Information	2	0	-2
Issue Seizure Tag	1	1	0
Juvenile	0	0	0
Medical	6	12	6
Mental Health	0	0	0
Motorist Assist	2	2	0
Nuisance Property/Blight	3	1	-2
Open Door/Window	0	0	0
Paper Service	4	4	0
Parking	1	0	-1
Permit Handgun Carry	4	1	-3
Permit/Registration	5	4	-1
Phone Call	0	1	1
Property Damage	0	1	1
Protection Order	1	0	-1
Road Hazard/Obstruction	3	2	-1
Suicide	2	1	-1
Suspicious	11	7	-4
Theft	2	1	-1
Threats	1	1	0
Township Board Meeting	0	1	1
Traffic Stop	5	5	0

Tresspass/Unwanted	1	0	-1
Utilities	0	0	0
Vehicle in Ditch	2	0	-2
Warrant	0	0	0
Weapon Violation/Shots Fired	1	1	0
Totals by Year	88	73	-15

Decrease in Service Calls from 2021 to 2022

-20.55%



Call Breakdown For
RICH VALLEY TOWNSHIP

Event Type	2021 Qty	2022 Qty	Plus/ Minus
911 Hangup	14	3	-11
Abandoned Vehicle	1	0	-1
Accident	15	11	-4
Alarms	0	3	3
Animal Complaint	12	14	2
Assists	7	10	3
ATV/Boat/Snowmobile Complaint	0	2	2
Burglary	1	0	-1
Checks	3	8	5
Child Custody	1	0	-1
Complaint	4	0	-4
Death Investigation	0	0	0
Disturbance	1	2	1
Domestic	3	4	1
Driving/Vehicle Complaint	7	5	-2
Extra Patrol	2	3	1
Fire	6	8	2
Fraud	4	0	-4
Harassment	0	1	1
Hospice	0	0	0
House Watch	1	0	-1
Information	1	2	1
Issue Seizure Tag	3	1	-2
Juvenile	2	1	-1
Lost and Found	1	1	0
Medical	19	16	-3
Mental Health	1	2	1
Missing Person	0	1	1
Motorist Assist	16	20	4
Nuisance Property/Blight	8	5	-3
Open Door/Window	0	0	0
Paper Service	5	6	1
Permit Handgun Carry	13	10	-3
Permit/Registration	8	6	-2
Phone Call	0	1	1
Property Damage	1	5	4
Repossess	0	0	0
Road Hazard/Obstruction	3	3	0
Suicide	0	1	1
Suspicious	10	13	3
Theft	4	2	-2
Township Board Meeting	1	1	0

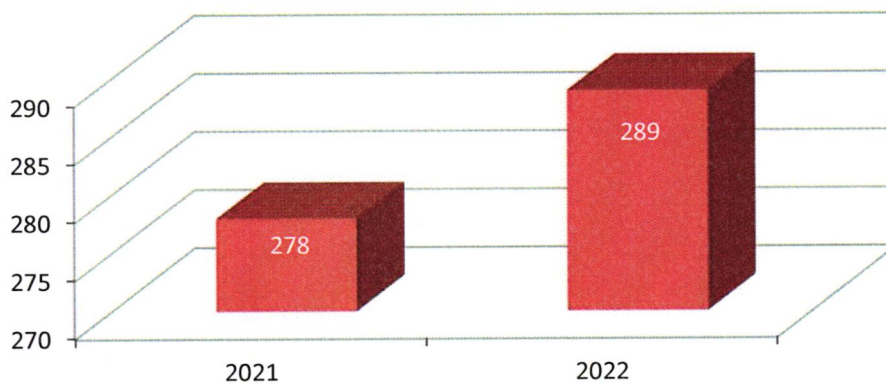
Call Breakdown For
RICH VALLEY TOWNSHIP

Event Type	2021 Qty	2022 Qty	Plus/Minus
Traffic Stop	98	104	6
Tresspass/Unwanted	1	0	-1
Utilities	1	0	-1
Vehicle in Ditch	0	10	10
Violation of Court Order	0	0	0
Vulnerable Adult	0	1	1
Warrant	0	0	0
Weapons Violation/Shots Fired	0	3	3
Totals by Year	278	289	11

Increase of Calls for Service from 2021 to 2022

3.96%

**Rich Valley Township
Calls for Service in 2021 and 2022**

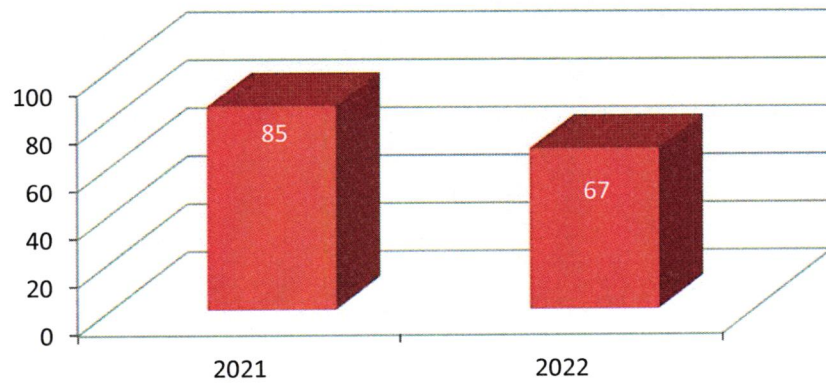


Call Breakdown For
ROUND GROVE TOWNSHIP

Event Type	2021 Qty	2022 Qty	Plus/ Minus
911 Hangup	1	1	0
Abandoned Vehicle	1	0	-1
Accident	5	1	-4
Alarms	0	1	1
Animal Complaint	2	1	-1
Assists	1	1	0
ATV/Boat/Snowmobile Complaint	0	0	0
Burglary	0	0	0
Checks	4	4	0
Child Protection	0	0	0
Complaint	0	1	1
Domestic	2	0	-2
Driving/Vehicle Complaint	5	2	-3
Fire	1	4	3
Fraud	3	1	-2
House Watch	0	1	1
Information	1	0	-1
Issue Seizure Tag	0	0	0
Lost & Found	0	1	1
Medical	8	5	-3
Mental Health	0	2	2
Motorist Assist	4	7	3
Nuisance Property/Blight	0	0	0
Paper Service	2	1	-1
Permit Handgun Carry	7	4	-3
Permit/Registration	4	2	-2
Predatory Offender Registration	0	0	0
Property Damage	2	2	0
Road Hazard/Obstruction	4	0	-4
Suicide	0	0	0
Suspicious	2	3	1
Theft	2	1	-1
Threats	0	1	1
Township Board Meeting	0	2	2
Traffic Stop	18	14	-4
Tresspass/Unwanted	1	0	-1
Utilities	1	0	-1
Vehicle in Ditch	3	4	1
Weapon Violation/Shots Fired	1	0	-1
Totals by Year	85	67	-18

Decrease of Calls for Service from 2021 to 2022 -26.87%

Round Grove Township Calls for Service in 2021 and 2022



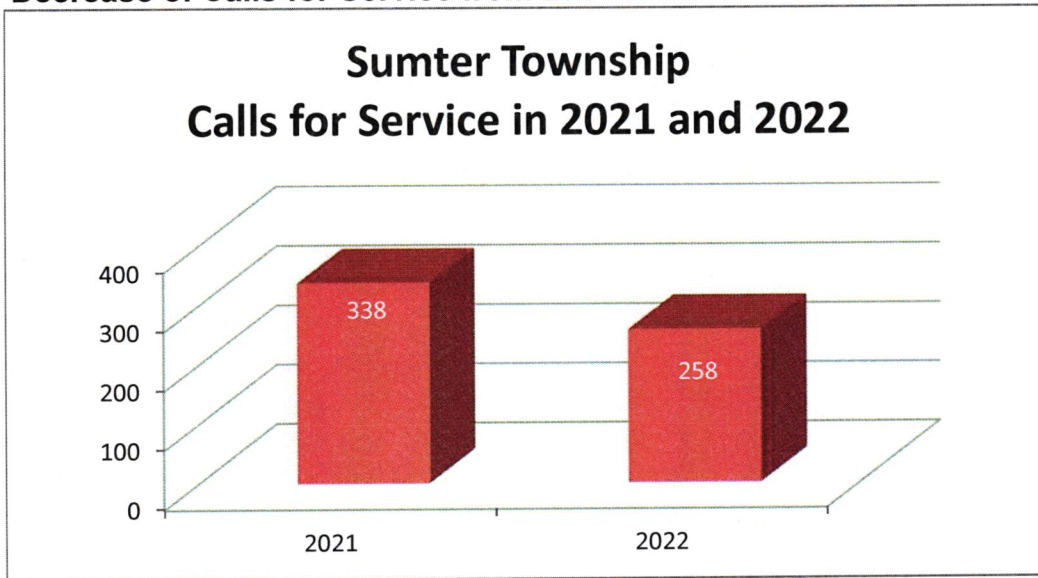
Call Breakdown For
SUMTER TOWNSHIP

Event Type	2021 Qty	2022 Qty	Plus/Minus
911 Hangup	9	6	-3
Abandoned Vehicle	1	0	-1
Accident	16	11	-5
Alarm	0	0	0
Animal Complaint	4	3	-1
Assault	3	0	-3
Assists	12	4	-8
Checks	4	4	0
Child Custody	0	0	0
Complaint	2	0	-2
Disturbance	5	1	-4
Domestic	2	1	-1
Driving/Vehicle Complaint	28	17	-11
Drug Activity	1	0	-1
Extra Patrol	0	0	0
Fire	3	1	-2
Fraud	3	1	-2
Harassment	0	0	0
House Watch	0	0	0
Information	3	2	-1
Issue Seizure Tag	0	2	2
Juvenile	0	1	1
Lost & Found	0	1	1
Medical	5	7	2
Mental Health	0	1	1
Missing Person	1	0	-1
Motorist Assist	37	44	7
Nuisance Property/Blight	2	0	-2
Paper Service	4	1	-3
Parking	0	0	0
Permit Handgun Carry	9	4	-5
Permit/Registration	5	3	-2
Phone Call	0	1	1
Predatory Offender Registration	0	0	0
Property Damage	0	1	1
Repossess	0	0	0
Road Hazard/Obstruction	8	6	-2
Suicide	2	0	-2
Suspicious	7	4	-3
Theft	3	2	-1
Threats	1	0	-1
Traffic Stop	134	115	-19

Call Breakdown For
SUMTER TOWNSHIP

Event Type	2021 Qty	2022 Qty	Plus/Minus
Tresspass/Unwanted	3	1	-2
Utilities	3	3	0
Vehicle in Ditch	17	8	-9
Vulnerable Adult	0	0	0
Warrant	0	0	0
Weapon Violation/Shots Fired	1	2	1
Totals by Year	338	258	-80

Decrease of Calls for Service from 2021 to 2022 -31.01%



Call Breakdown For
WINSTED TOWNSHIP

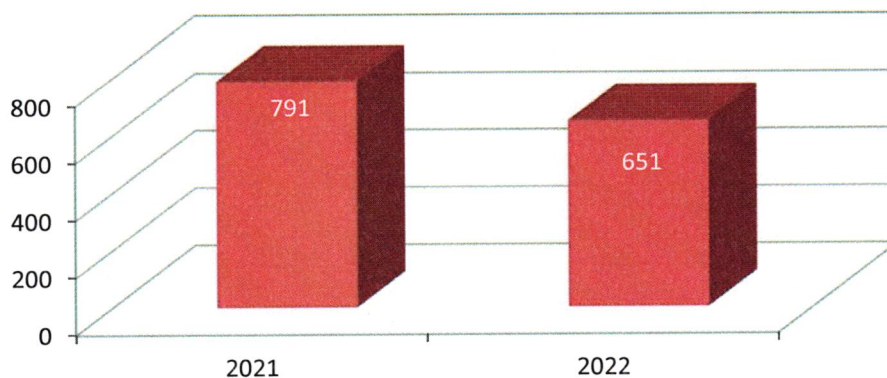
Event Type	2021 Qty	2022 Qty	Plus/ Minus
911 Hangup	70	21	-49
Abandoned Vehicle	1	1	0
Accident	27	26	-1
Agency Assist	2	0	-2
Alarms	16	18	2
Animal Complaint	19	16	-3
Assault	2	2	0
Assists	25	16	-9
ATV/Boat/Snowmobile Complaint	2	0	-2
Boat & Water Patrol	2	3	1
Burglary	5	1	-4
Checks	15	7	-8
Child Custody	3	4	1
Child Protection	0	1	1
Complaint	3	2	-1
Criminal Sexual Conduct	1	1	0
Death Investigation	0	1	1
Disturbance	24	12	-12
Domestic	8	4	-4
Driving/Vehicle Complaint	43	44	1
Drug Activity	1	0	-1
Extra Patrol	2	1	-1
Fight	3	2	-1
Fire	13	8	-5
Follow-up	0	1	1
Fraud	6	7	1
Harassment	4	3	-1
House Watch	0	0	0
Information	9	7	-2
Issue Seizure Tag	0	0	0
Juvenile	7	11	4
Liquor Violation	1	0	-1
Lost & Found	73	1	-72
Medical	53	64	11
Mental Health	3	2	-1
Missing Person	2	0	-2
Motorist Assist	26	38	12
Nuisance Property/Blight	4	4	0
Obscenity/Exposure	1	0	-1
Open Door/Window	0	1	1
Paper Service	9	6	-3
Parking	1	0	-1

Call Breakdown For
WINSTED TOWNSHIP

Event Type	2021 Qty	2022 Qty	Plus/ Minus
Permit Handgun Carry	24	12	-12
Permit/Registration	8	6	-2
Phone Call	1	2	1
Predatory Offender Registration	1	1	0
Preliminary Breath Test	0	0	0
Property Damage	6	4	-2
Road Hazard/Obstruction	7	4	-3
Stolen Property/Receive/Concealing	1	0	-1
Stop Arm Violation	1	1	0
Suicide	4	1	-3
Suspicious	54	39	-15
Theft	6	8	2
Threats	3	2	-1
Tow	0	0	0
Traffic Stop	179	211	32
Transports/Escorts	0	1	1
Tresspass/Unwanted	8	6	-2
Utilities	0	2	2
Vehicle in Ditch	2	10	8
Violation of Court Order	0	1	1
Vulnerable Adult	0	0	0
Warrant	0	4	4
Weapon Violation/Shots Fired	0	0	0
Totals by Year	791	651	-140

Decrease of Calls for Service from 2021 to 2022 -17.70%

**Winsted Township
Calls for Service in 2021 and 2022**

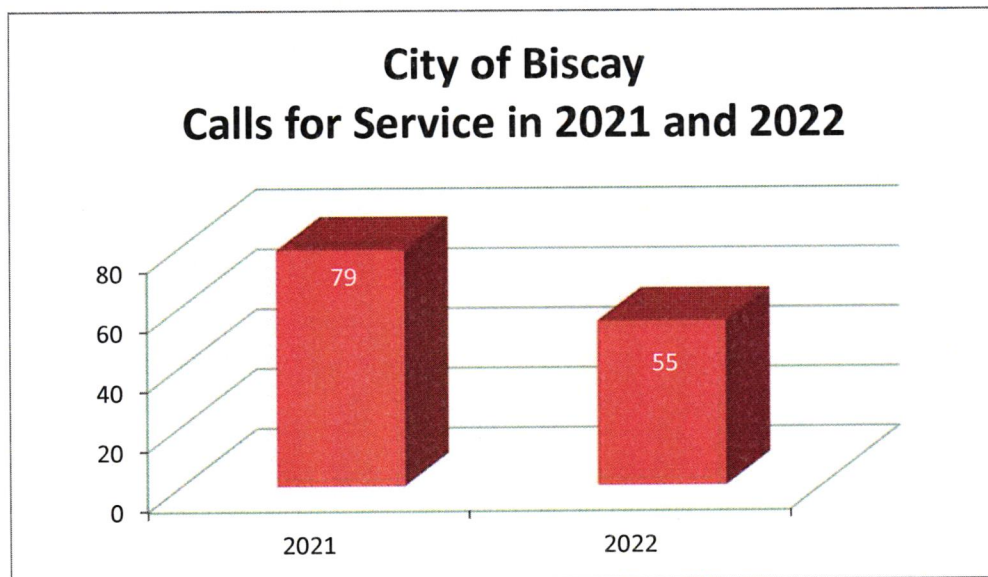


Call Breakdown For
CITY OF BISCAY

Event Type	2021 Qty	2022 Qty	Plus/ Minus
911 Hangup	4	0	-4
Abandoned Vehicle	0	0	0
Accident	2	0	-2
Agency Assist	1	0	-1
Alarms	3	1	-2
Animal Complaint	2	2	0
Assault	1	0	-1
Assists	10	3	-7
Burglary	1	0	-1
Checks	4	2	-2
Child Protection	1	0	-1
Complaint	1	1	0
Criminal Sexual Conduct	1	0	-1
Death Investigation	0	1	1
Disturbance	5	1	-4
Domestic	0	1	1
Driving/Vehicle Complaint	7	5	-2
Drug Activity	0	0	0
Extra Patrol	1	0	-1
Fire	1	2	1
Fireworks	1	0	-1
Fraud	1	0	-1
Harassment	2	2	0
House Watch	0	0	0
Information	1	0	-1
Juvenile	0	0	0
Lost & Found	1	0	-1
Medical	2	3	1
Mental Health	0	0	0
Missing Person	1	0	-1
Motorist Assist	1	3	2
Nuisance Property/Blight	1	0	-1
Open Door/Window	0	0	0
Paper Service	4	3	-1
Parking	0	3	3
Permit Handgun Carry	0	0	0
Permit/Registration	1	0	-1
Predatory Offender Registration	1	1	0
Property Damage	0	4	4
Prowler/Peeper	0	0	0
Road Hazard/Obstruction	0	1	1
School Resource / Public Relations	1	0	-1

Suicide	0	0	0
Suspicious	2	3	1
Theft	1	0	-1
Township Board Meeting	1	1	0
Traffic Stop	12	11	-1
Training/Meeting	0	1	1
Vehicle in Ditch	0	0	0
Totals by Year	79	55	-24

Decrease of Calls for Service from 2021 to 2022 6.06%



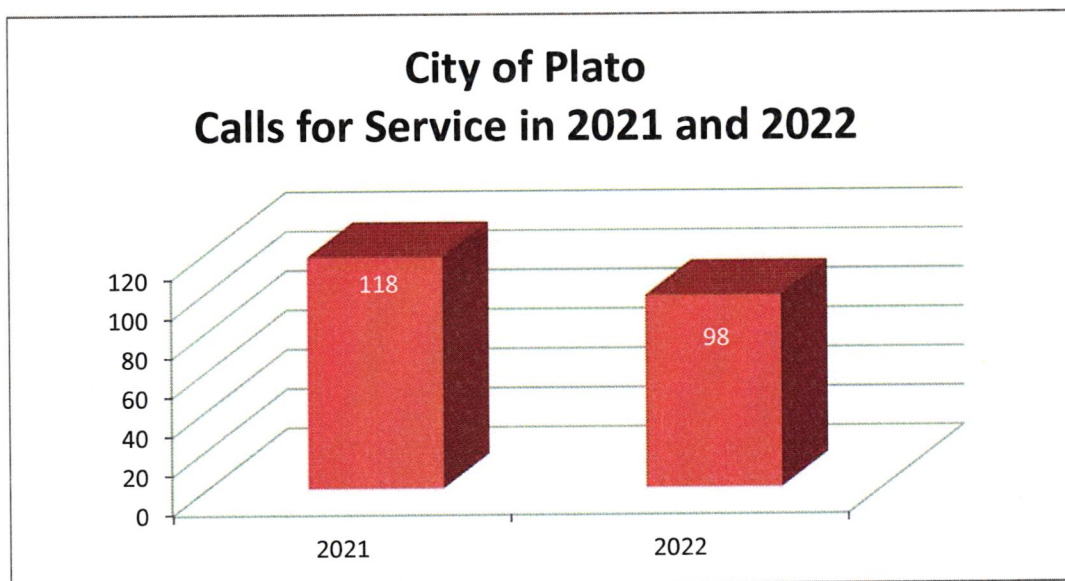
Call Breakdown For
CITY OF PLATO

Event Type	2021 Qty	2022 Qty	Plus/ Minus
911 Hangup	4	4	0
Abandoned Vehicle	1	1	0
Accident	1	1	0
Alarms	4	4	0
Animal Complaint	2	3	1
Assault	0	1	1
Assists	10	4	-6
Burglary	0	0	0
Checks	11	8	-3
Child Custody	2	0	-2
Child Protection	0	0	0
Complaint	2	0	-2
Criminal Sexual Conduct	0	0	0
Disturbance	1	0	-1
Domestic	1	0	-1
Driving/Vehicle Complaint	1	1	0
Drug Activiet	0	0	0
Extral Patrol	1	0	-1
Fire	3	2	-1
Fireworks	0	0	0
Fraud	0	1	1
Harassment	0	0	0
Homicide	1	0	-1
Information	1	1	0
Juvenile	1	2	1
Kidnapping	1	0	-1
Lost & Found	0	1	1
Medical	14	12	-2
Mental Health	0	1	1
Missing Person	0	0	0
Motorist Assist	1	3	2
Nuisance Property/Blight	1	1	0
Open Door/Window	0	2	2
Paper Service	4	5	1
Parking	1	0	-1
Permit Handgun Carry	11	3	-8
Permit/Registration	2	4	2
Predatory Offender Registration	0	2	2
Property Damage	3	1	-2
Protection Order	1	0	-1
Repossess	0	1	1
Road Hazard/Obstruction	0	0	0

Call Breakdown For
CITY OF PLATO

Event Type	2021 Qty	2022 Qty	Plus/ Minus
School Resource/Public Relations	0	1	1
Suspicious	13	7	-6
Theft	1	3	2
Threats	1	0	-1
Township Board Meeting	2	1	-1
Traffic Stop	10	12	2
Training/Meeting	1	0	-1
Transports/Escorts	1	2	1
Trespass/Unwanted	0	1	1
Utilities	1	0	-1
Violation Court Order	0	0	0
Vulnerable Adult	0	0	0
Warrant	1	2	1
Weapon Violation / Shots Fired	1	0	-1
Totals by Year	118	98	-20

Decrease of Calls for Service from 2021 to 2022 -16.95%



Call Breakdown For
CITY OF SILVER LAKE

Event Type	2021 Qty	2022 Qty	Plus/Minus
911 Hangup	32	19	-13
Abandoned Vehicle	0	0	0
Accident	6	10	4
Administrative	1	0	-1
Alarms	9	25	16
Animal Complaint	16	15	-1
Assault	5	3	-2
Assists	32	41	9
Burglary	3	2	-1
Checks	27	27	0
Child Custody	1	1	0
Child Protection	1	2	1
Complaint	3	1	-2
Counterfeit/Forgery	2	0	-2
Criminal Sexual Conduct	2	0	-2
Death Investigation	0	4	4
Disturbance	5	14	9
Domestic	7	5	-2
Driving/Vehicle Complaint	7	3	-4
Drug Activity	2	1	-1
Extra Patrol	4	4	0
Fight	1	1	0
Fire	6	10	4
Fireworks	0	1	1
Fraud	4	5	1
Harassment	4	5	1
House Watch	0	1	1
Information	9	4	-5
Issue Seizure Tag	0	0	0
Juvenile	9	12	3
Lost & Found	7	5	-2
Medical	76	102	26
Mental Health	2	13	11
Missing Person	2	0	-2
Motorist Assist	10	13	3
Nuisance Property/Blight	4	5	1
Open Door/Window	2	2	0
Ordinance	0	1	1
Paper Service	16	7	-9
Parking	15	20	5
Permit Handgun Carry	14	8	-6
Permit/Registration	10	9	-1
Phone Call	0	1	1

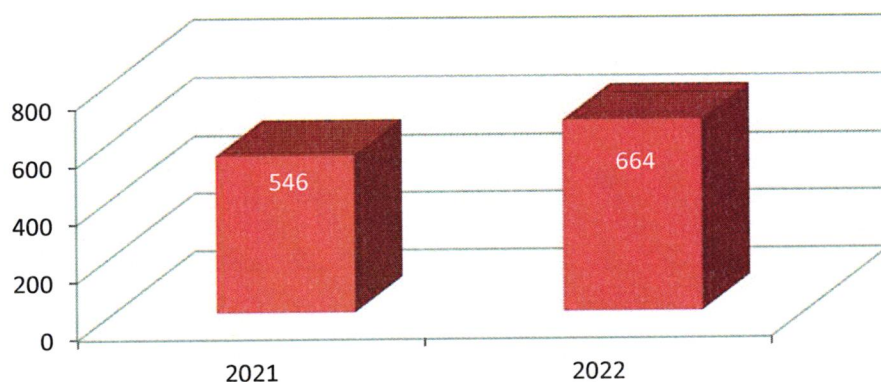
Call Breakdown For
CITY OF SILVER LAKE

Event Type	2021 Qty	2022 Qty	Plus/Minus
Predatory Offender Registration	5	0	-5
Property Damage	4	5	1
Protection Order	1	0	-1
Repossess	1	1	0
Road Hazard/Obstruction	0	1	1
School Resource/Public Relations	0	26	26
Search Warrant	2	0	-2
Stolen Property/Receive/Concealing	0	0	0
Suicide	1	4	3
Suspicious	59	60	1
Test Call	0	0	0
Theft	25	23	-2
Threats	3	3	0
Traffic Stop	65	102	37
Transports/Escorts	14	11	-3
Tresspass/Unwanted	2	9	7
Utilities	2	2	0
Vehicle in Ditch	0	0	0
Violation of Court Order	4	2	-2
Vulnerable Adult	0	0	0
Warrant	2	12	10
Weapon Violation/Shots Fired	0	1	1
Totals by Year	546	664	118

Increase of Calls for Service from 2021 to 2022

21.61%

**City of Silver Lake
Calls for Service in 2021 and 2022**



Call Breakdown For
CITY OF STEWART

Event Type	2021 Qty	2022 Qty	Plus/ Minus
911 Hangup	10	7	-3
Abandoned Vehicle	1	1	0
Accident	3	4	1
Administrative	0	0	0
Alarms	9	2	-7
Alcohol Compliance	0	0	0
Animal Complaint	14	26	12
Assault	1	0	-1
Assists	30	36	6
ATV/Boat/Snowmobile Complaint	0	2	2
Burglary	4	1	-3
Checks	31	19	-12
Child Custody	7	3	-4
Child Protection	1	2	1
Complaint	1	1	0
Counterfeit/Forgery	0	0	0
Criminal Sexual Conduct	0	2	2
Death Investigation	2	0	-2
Disturbance	10	5	-5
Domestic	7	10	3
Driving/Vehicle Complaint	9	5	-4
Drug Activity	2	2	0
Extra Patrol	2	3	1
Fight	1	0	-1
Fire	5	4	-1
Fireworks	2	0	-2
Follow-up	0	1	1
Fraud	6	3	-3
Harassment	2	3	1
House Watch	2	1	-1
Information	2	4	2
Issue Seizure Tag	0	0	0
Juvenile	4	3	-1
Lost & Found	0	1	1
Medical	37	32	-5
Mental Health	2	0	-2
Missing Person	1	1	0
Motorist Assist	4	8	4
Nuisance Property/Blight	1	1	0
Open Door/Window	4	4	0
Ordinance	0	0	0
Paper Service	13	22	9
Parking	22	27	5

Call Breakdown For
CITY OF STEWART

Event Type	2021 Qty	2022 Qty	Plus/Minus
Permit Handgun Carry	14	10	-4
Permit/Registration	10	9	-1
Phone Call	0	4	4
Predatory Offender Registration	1	2	1
Property Damage	6	8	2
Protection Order	1	0	-1
Repossess	0	0	0
Road Hazard/Obstruction	2	2	0
Search Warrant	1	1	0
Stolen Property/Receive/Concealing	0	1	1
Suicide	1	1	0
Suspicious	34	31	-3
Theft	3	8	5
Threats	2	3	1
Township Board Meeting	1	1	0
Traffic Stop	55	38	-17
Training/Meeting	0	0	0
Transports/Escorts	4	2	-2
Tresspass/Unwanted	3	5	2
Utilities	2	3	1
Vehicle in Ditch	0	0	0
Violation of Court Order	4	5	1
Vulnerable Adult	0	1	1
Warrant	2	4	2
Weapon Violation/Shots Fired	0	0	0
Totals by Year	398	385	-13

Decrease of Calls for Service from 2021 to 2022

-3.27%

City of Stewart
Calls for Service in 2021 and 2022

