2021

YEAR END REPORT

Table of Contents

1. Staff Listing

2. Calls for Service (dispatch)
   - Summary of Group A Crimes
   - Summary of Group B Crimes
   - Summary of all Calls for Service
   - Monthly Breakdown of Calls for Service (2017 – 2021)

3. Traffic Stops

4. Permits to Carry Handgun
   - Permits Issued – 5 year comparison
   - Dollars Received – 5 year comparison

5. Civil Process
   - Civil Papers Served by Type
   - Total Dollars Earned – 5 year comparison
   - Civil Papers Served by Type – 5 year comparison

6. Jail Inmate Charges
   - Summary by Type of Crime
   - Type of Crime – 5 year comparison
   - Severity of Charges
   - Severity of Charges – 5 year comparison

7. Township/City – Calls for Services – 2 years

"Our mission as the McLeod County Sheriff's Office is to protect and serve our community in an efficient and professional manner."

Staff

2021 McLeod County Sheriff's Office

Staff by Division with Years of Service

Administration		Years
Langenfeld, Tim	Sheriff	14
Ward, Aaron	Chief Deputy	23

Emergency Management		Years
Mathews, Kevin		26

Investigation		Years
Liepold, Alan	Investigation Sgt	24
DeMeyer, Andy	Investigator	15
Rolf, Matt	Investigator	23

Patrol Division		Years
Kroll, Billy	Patrol Sgt	15
Stiles, Brian	Patrol Sgt	19
Wawrzyniak, Scott	Patrol Sgt	17
Anderson, Logan	Deputy	2
Caturia, Darrell	Deputy	6
Draper, Nick	Deputy	2
Fahey, Josh	Deputy	6
Jorgenson, Kyle	Deputy	2
Maloney, Brandon	Deputy	0
Monskey, Larry	Deputy	2
Nordsletten, Katarina	Deputy	0
Olson, David	Deputy	5
Reynolds, Ken	Deputy	15
Robbin, Jonathan	Deputy	2
Santana, Adrian	Deputy	0
Bauer, Kenneth	PT Deputy	18
Bruns, Tyler	PT Deputy	5
Geiken, Pat	PT Deputy	1
Kirchoff, Dan	PT Deputy	6
Malo, Christopher	PT Deputy	4
Stotts, Casey	PT Deputy	12

Civil/Bailiff/Court Security		Years
Boraas, Jayson	Civil/Court Sgt	28
LaPlante, Chad	Deputy/Security	22
Malz, Angela	Deputy/Bailiff	22
Rossow, Craig	Deputy/Bailiff	20

Jail		Years
Feltmann, William	Jail Administrator	16
Cox, Jonathan	Corrections Sgt	8
Morris, Scott	Corrections Sgt	13
Munsch, Doug	Corrections Sgt	25
Rogers, Glen	Corrections Sgt	19
Neuman, Kim	Jail Programmer	16
Leeson, Peter	STS	1
Buboltz, Breanna	Corrections Officer	1
Ebbers, Bradley	Corrections Officer	1
Gregiore, Jale	Corrections Officer	2
Jex, Shannon	Corrections Officer	9
Loehrer, Conrad	Corrections Officer	0
Luskey-Milette, Debbie	Corrections Officer	2
Maurer, Sean	Corrections Officer	0
Mayerchak, Peter	Corrections Officer	0
Navarro Farias, German	Corrections Officer	2
Olson, Damien	Corrections Officer	2
Roberts, Bret	Corrections Officer	12
Schroeder, Loni	Corrections Officer	12
Springman, Jacob	Corrections Officer	2

Communications (Dispatch)		Years
Otto, Jennifer	Comm Sgt	24
Bayerl, Chelsea	Comm Officer	0
Copler, Lori	Comm Officer	3
Dahlke, Jennifer	Comm Officer	1
Graupmann, Joel	Comm Officer	5
Haun, Heather	Comm Officer	6
Hildremyr, Karin	Comm Officer	6
Housenick, Teresa	Comm Officer	20
Parlato, Alex	Comm Officer	3
Parpart, Sharelle	Comm Officer	0
Pawelk, Elizabeth	Comm Officer	0
Williams, Holly	Comm Officer	0
Mendoza, Karina	PT Comm Officer	6
Moll, Leah	PT Comm Officer	2

Office Staff		Years
Ogren, Kathy	Office Manager	12
Backen, Jackie	Software Specialist	0
Bohanon, Morgan	Jail Technical Spec I	0
Caturia, Tina	Civil Process	3
Tanya Ziemer	Technical Spec I	0
Ward, Beth	Technical Spec I	16

Staff Turnover for 2021

New Employees for 2021

3 - Correctional Officer

3 - Deputy

5 - Coummincations Officer

2- Technical Clerk

1 - Software Specialist

Employees who left in 2021

4 - Correctional Officer

3 - Deputy

5 Communications Officer

1 - Jail Sergeant

2- Technical Clerk

1- Office Manager

Calls for Service

Group A Crimes - NIBRS Tracking

Arson	1
Assault	32
Intimidation	11
Bribery	0
Burglary	18
Counterfeiting/Forgery	2
Destruction/Damage/Vandalism	49
Drug/Narcotic Violations	45
Drug Equipment Violations	24
Embezzlement	0
Extortion/Blackmail	0
Fraud	8
Gambling	0
Homicide	1
Human Trafficking	0
Kidnaping/Abduction	1
Larceny-Theft	55
Motor Vehicle Theft	10
Pornography/Obscene Material	0
Prostitution	0
Robbery	1
Rape/Crim Sex	1
Stolen Property	4
Weapons	9
Animal Cruelty	0
Total	**272**

Summary of Group A Crimes
May - December 2021

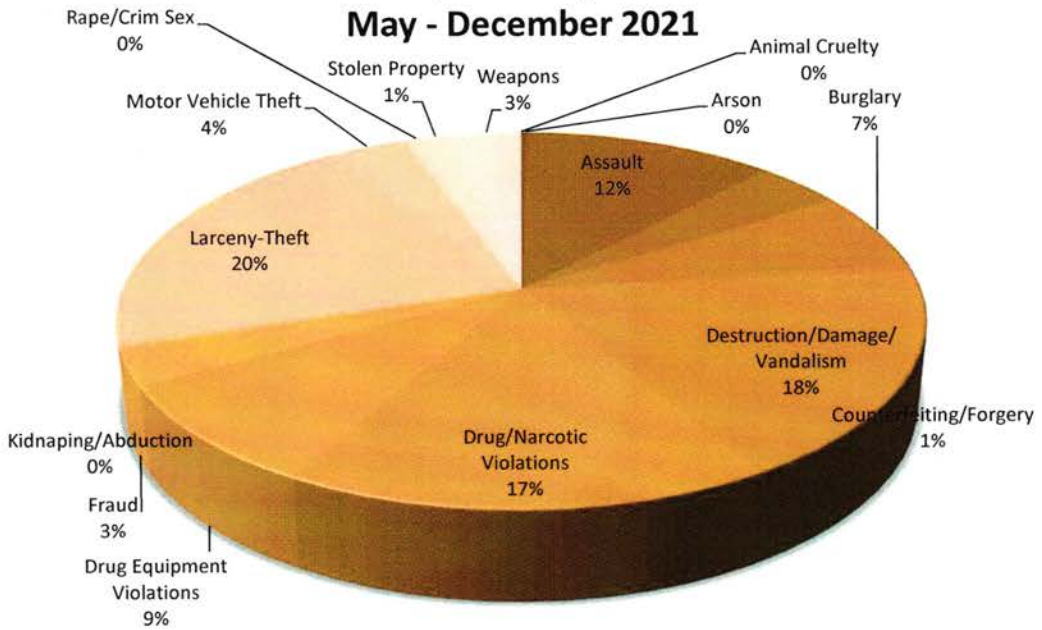

Group B Crimes - NIBRS Tracking

Bad Checks	1
Curfew/Loitering/Vagrancy	0
Disorderly Conduct	8
DUI	49
Drunkenness	0
Family Offenses, Nonviolent	1
Liquor Law Violations	23
Peeping Tom	0
Trespassing of Realty Property	0
All Other Offenses	568
Extortion/Blackmail	0
Total	**650**

Summary of Group B Crimes 2021

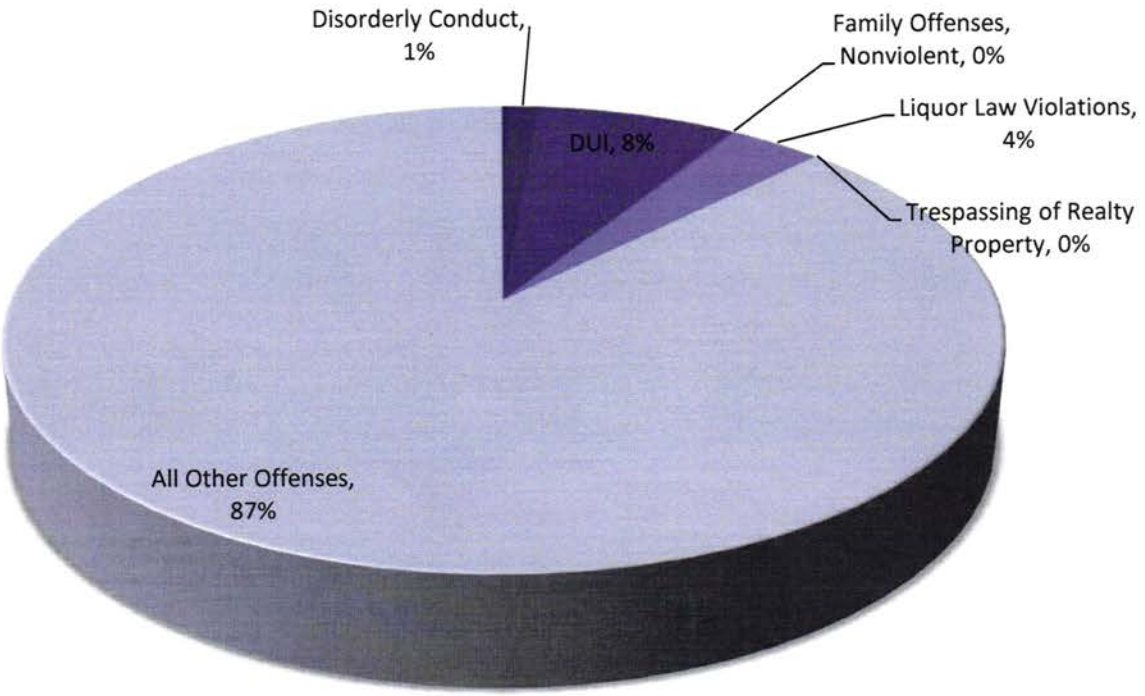

Summary Calls for Service
2021

Group A	272
Group B	650
FTA, FTC, Probation Violation	713
Domestic - Non Arrest	53
Accidents-no injuries	154
Accidents - injuries	27
Accidents - fatality	2
Car/Deer Accidents	80
DUI/DWI Arrests	49
Traffic Citations	808
Drug Cites/Arrests	45
Complaint Warrants	94
Medicals	435
Total Calls for Service for 2021	**3382**

Summary of Calls for Service
2021

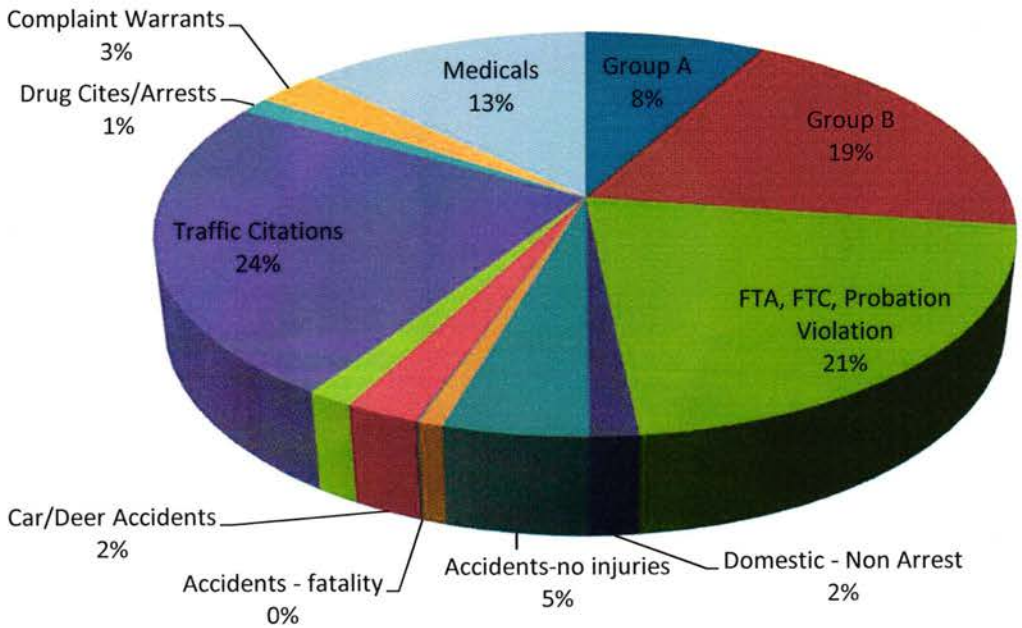

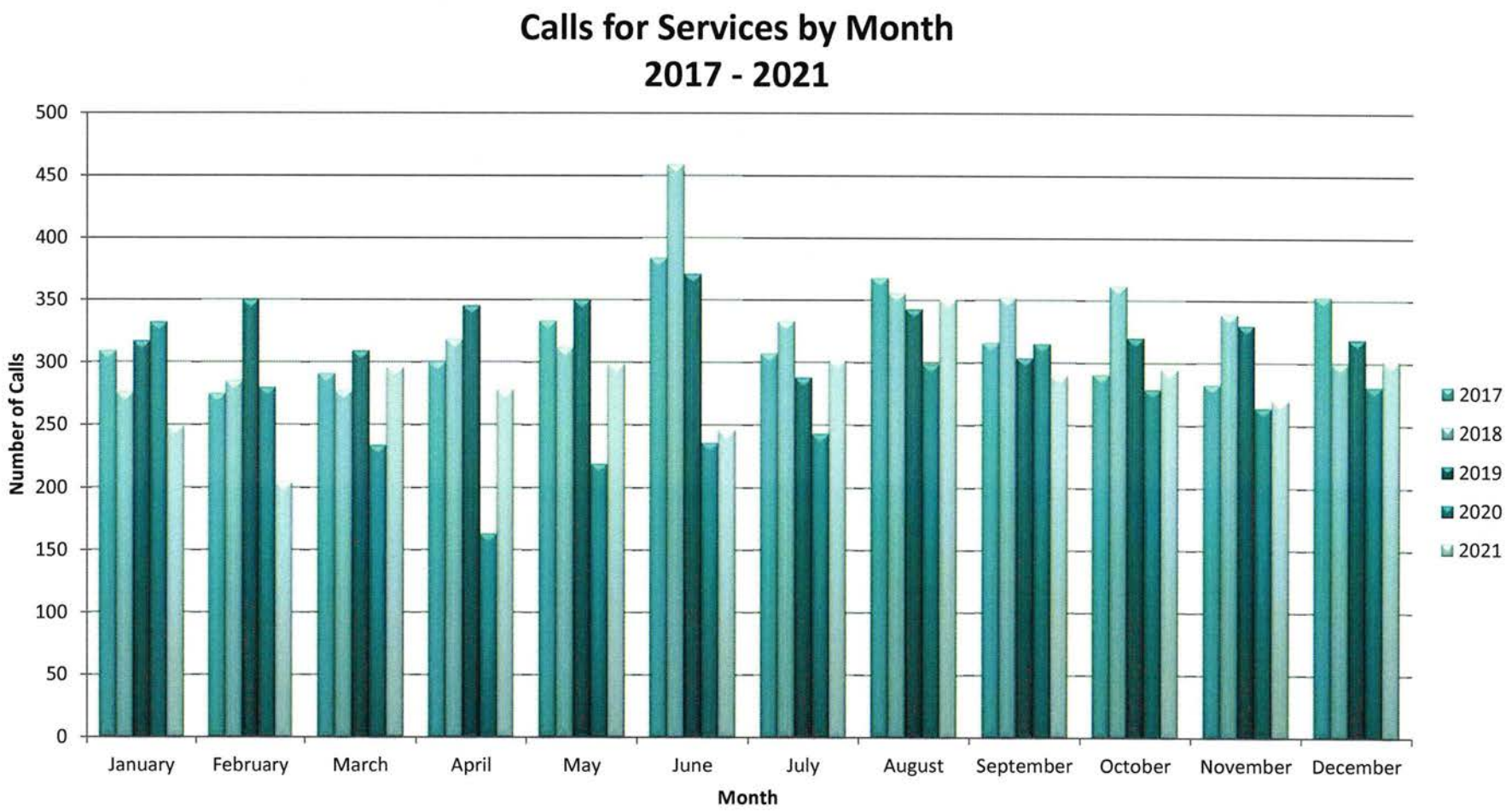
Calls for Services by Month
2017 - 2021
500
450
400
350
300
250
200
150
100
50
0
Number of Calls
January
February
March
April
May
June
July
August
September
October
November
December
Month
2017
2018
2019
2020
2021

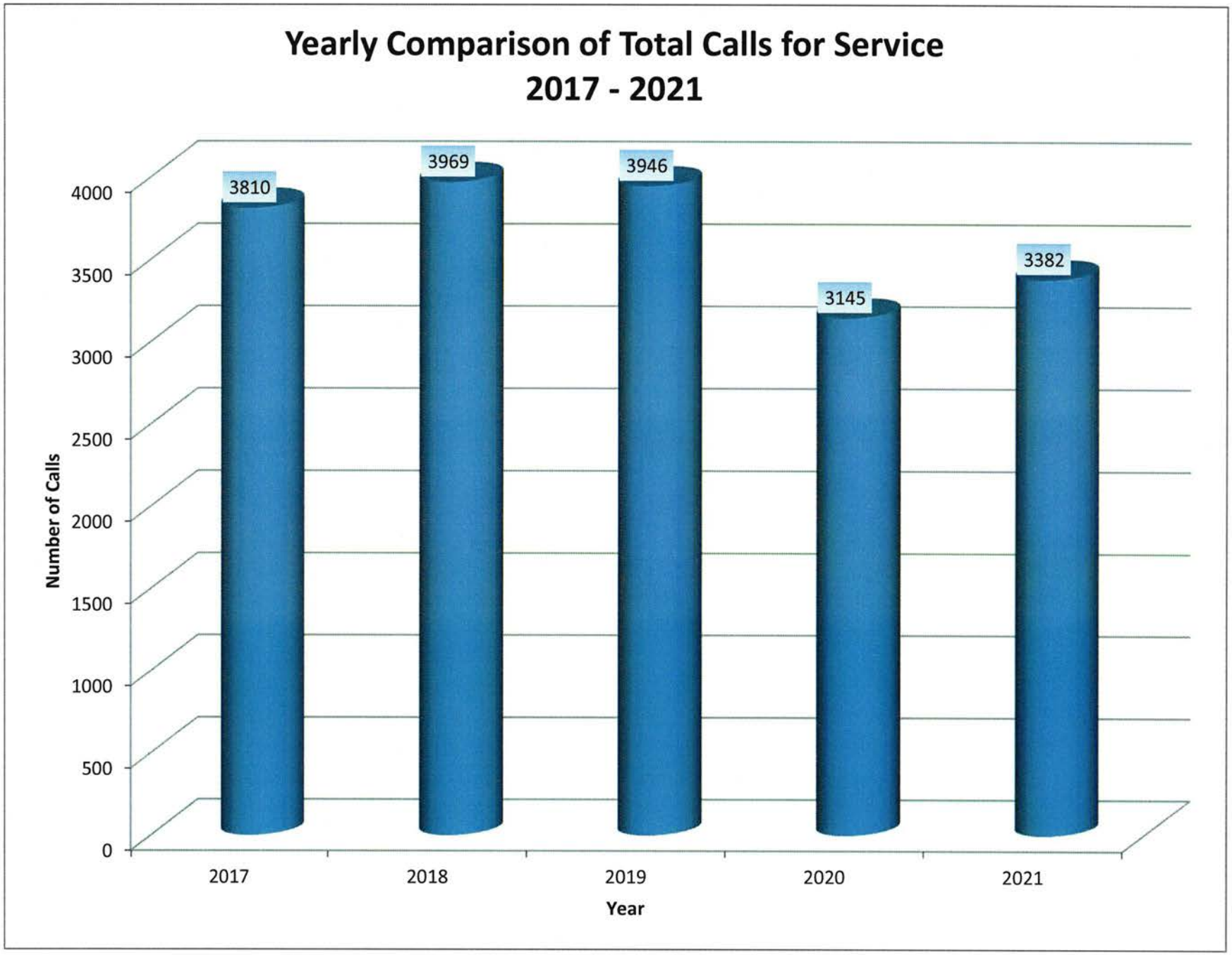
Yearly Comparison of Total Calls for Service
2017 - 2021
Number of Calls
4000
3500
3000
2500
2000
1500
1000
500
0
3810
3969
3946
3145
3382
2017
2018
2019
2020
2021
Year

Traffic Stops

Traffic Stops in 2021 by Type

2383 Stops

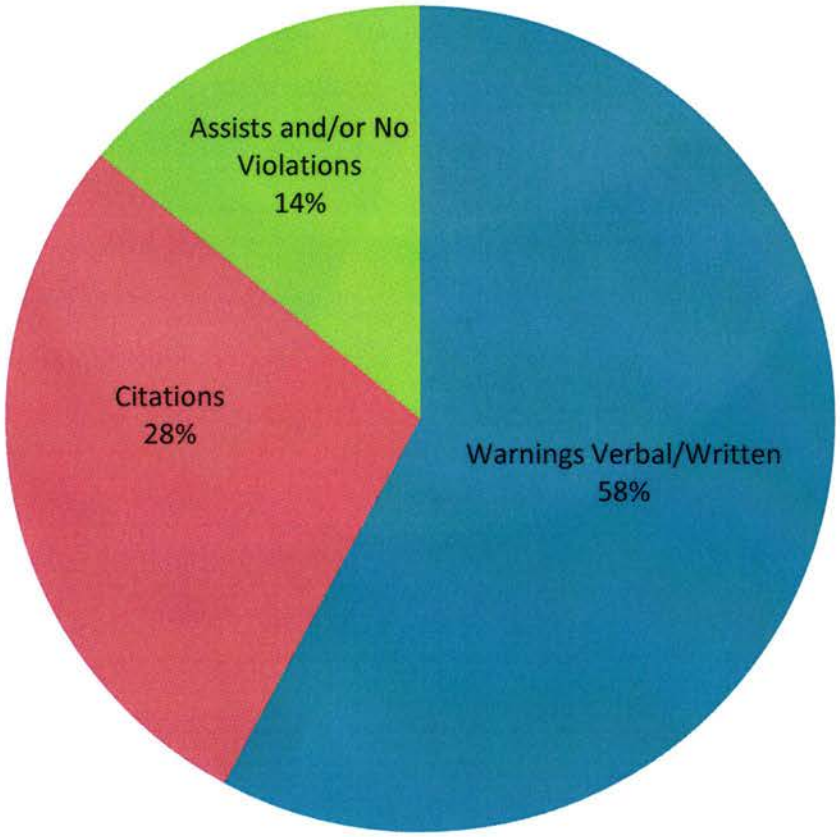

Carry Permits

Permits to Carry and Handguns
2021

New Applications

	2017	2018	2019	2020	2021
January	23	26	18	26	51
February	27	22	28	34	45
March	47	58	33	55	84
April	31	48	19	36	55
May	29	29	20	28	50
June	30	24	39	93	34
July	28	24	21	90	32
August	28	21	19	98	38
September	24	17	22	97	44
October	29	25	19	103	35
November	22	11	10	60	18
December	19	31	25	62	28
	337	336	273	782	514

Grand Total New Applications Issued **2242**

Renewals

	2017	2018	2019	2020	2021
January	3	16	9	10	44
February	8	23	24	9	17
March	13	24	28	18	26
April	5	37	7	13	28
May	0	17	16	12	19
June	8	17	18	16	19
July	7	19	7	27	10
August	21	22	11	8	26
September	12	10	15	11	25
October	8	19	10	9	18
November	6	5	10	10	23
December	17	5	6	35	18
	108	214	161	178	273

Grand Total Renewal Applications Issued **934**

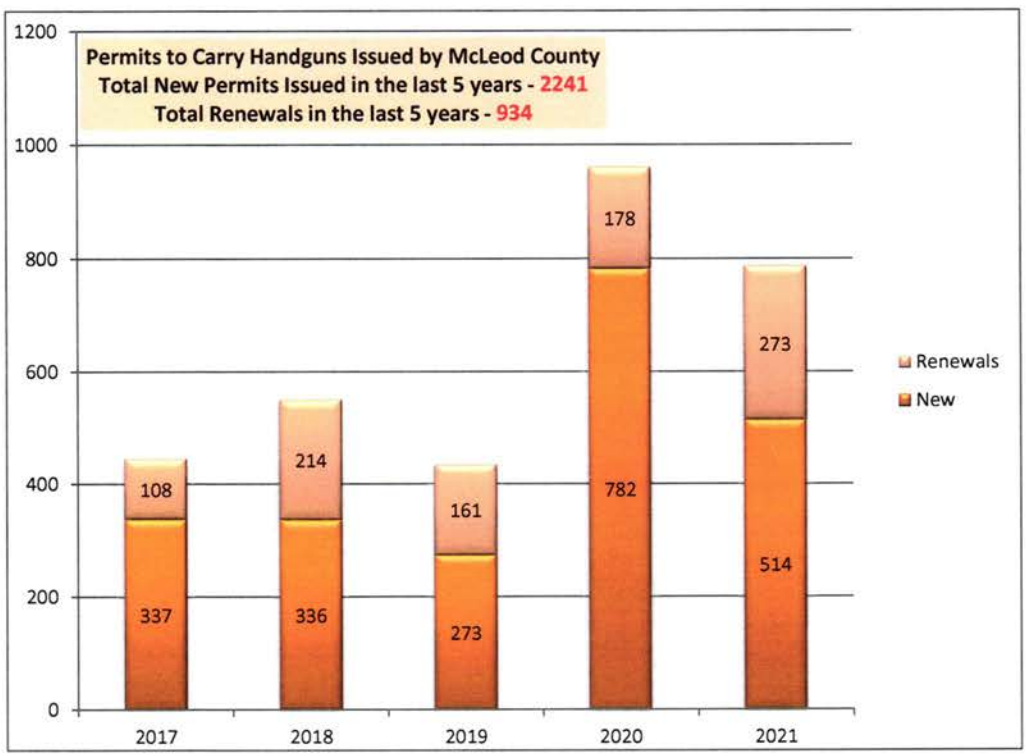

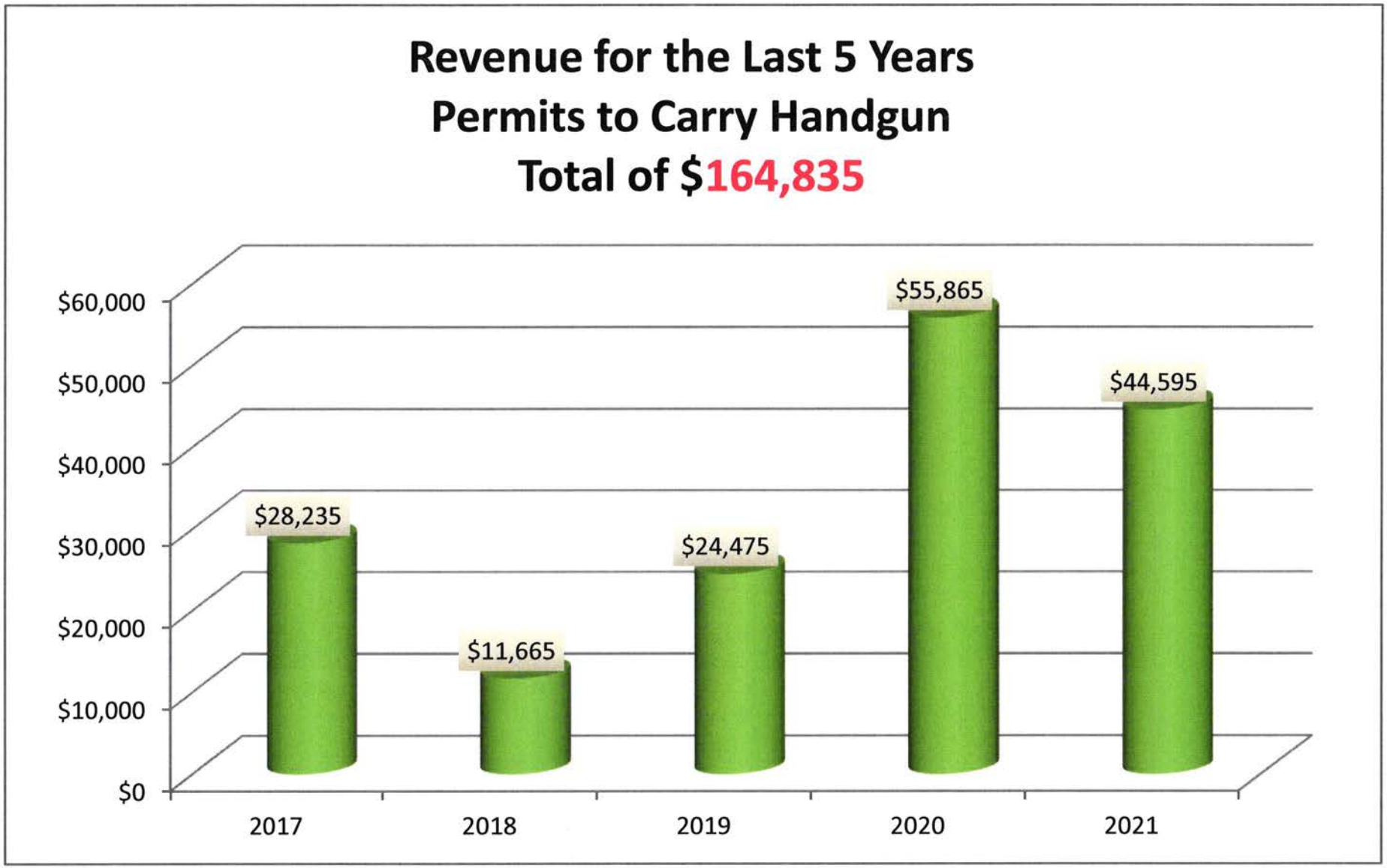
Revenue for the Last 5 Years
Permits to Carry Handgun
Total of $164,835
$60,000
$50,000
$40,000
$30,000
$20,000
$10,000
$0
$28,235
$11,665
$24,475
$55,865
$44,595
2017
2018
2019
2020
2021

Civil Process

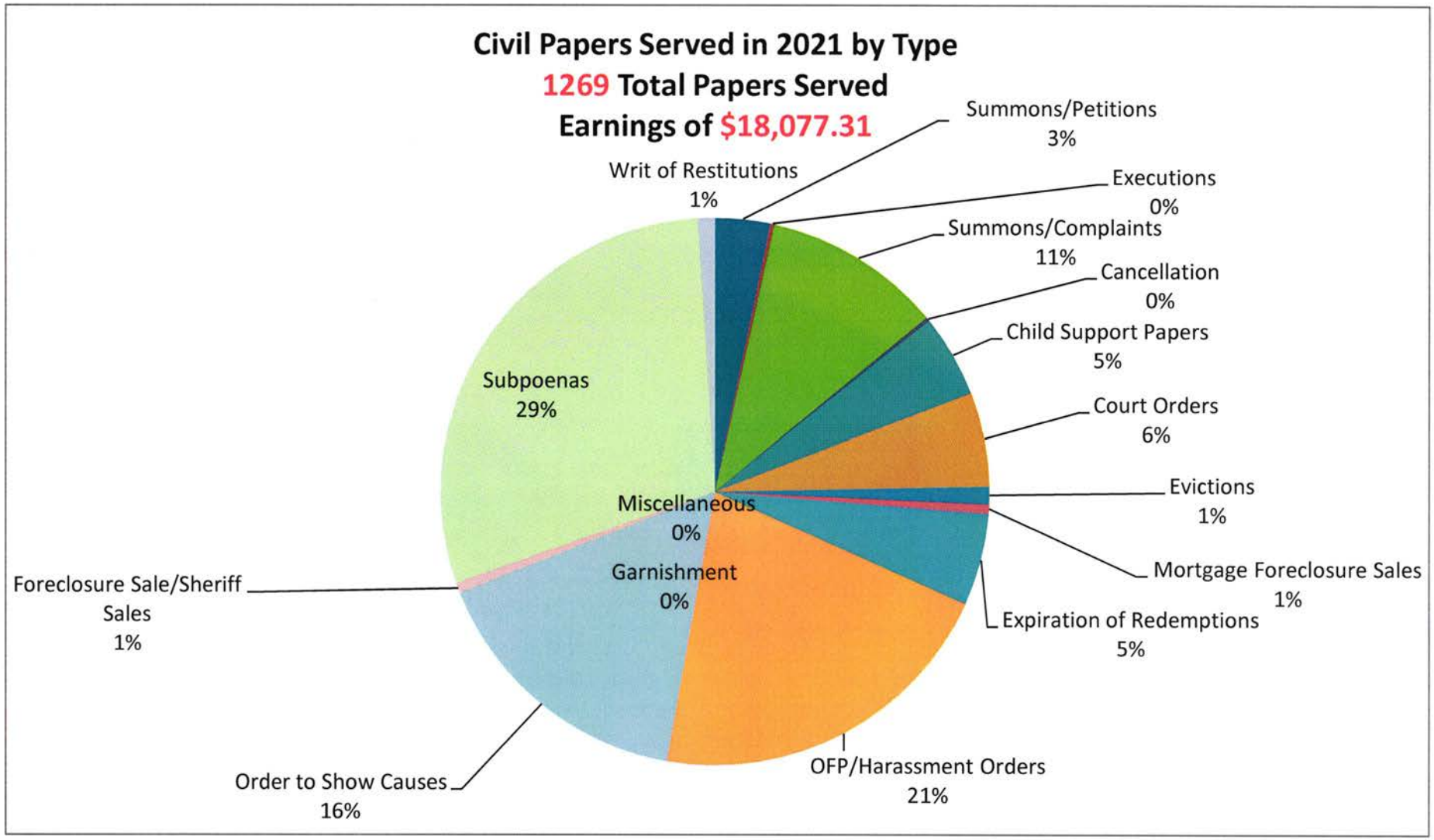
Civil Papers Served in 2021 by Type
1269 Total Papers Served
Earnings of $18,077.31
Summons/Petitions 3%
Executions 0%
Summons/Complaints 11%
Cancellation 0%
Child Support Papers 5%
Court Orders 6%
Evictions 1%
Mortgage Foreclosure Sales 1%
Expiration of Redemptions 5%
OFP/Harassment Orders 21%
Order to Show Causes 16%
Foreclosure Sale/Sheriff Sales 1%
Subpoenas 29%
Miscellaneous 0%
Garnishment 0%
Writ of Restitutions 1%

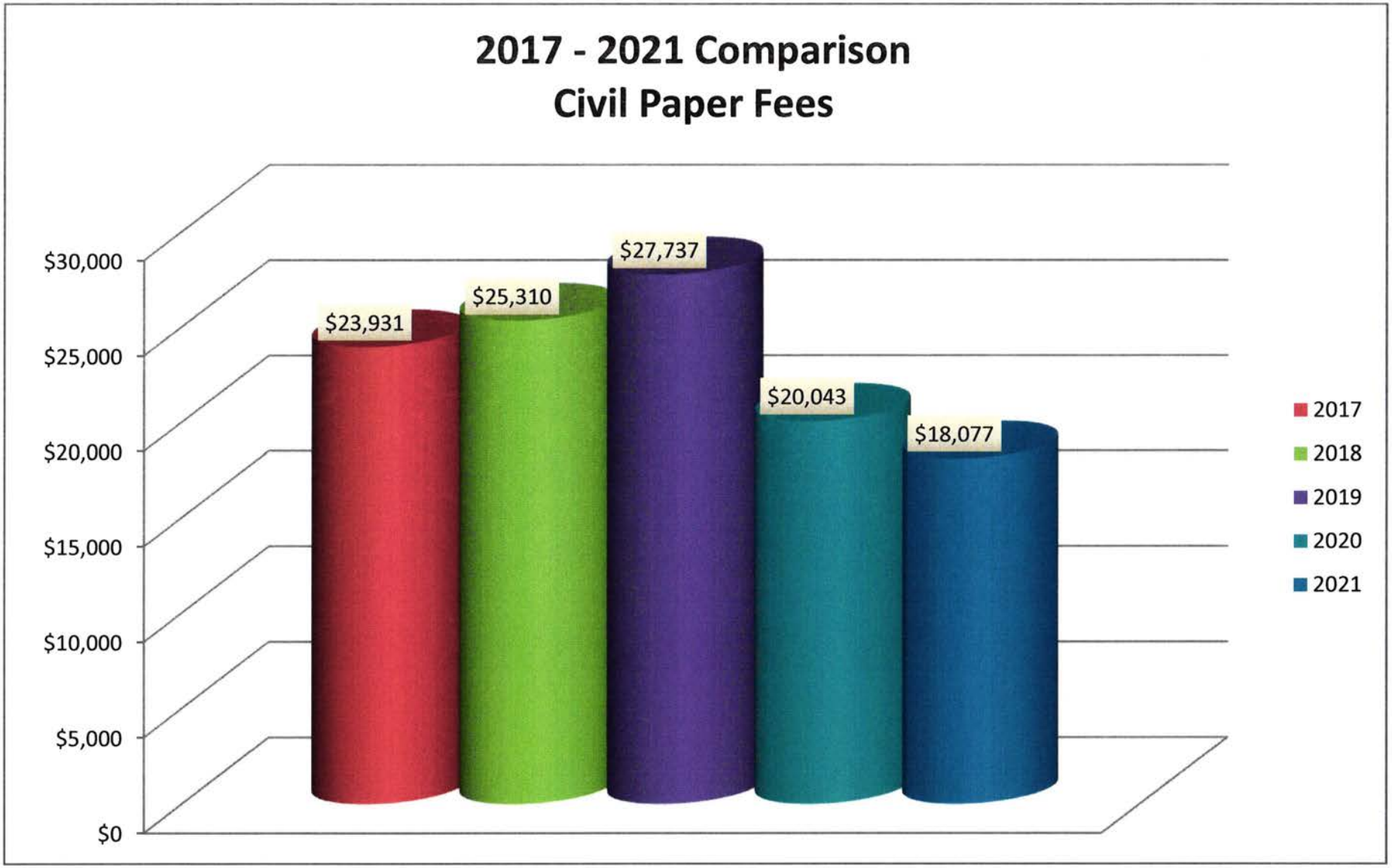
2017 - 2021 Comparison
Civil Paper Fees
$30,000
$25,000
$20,000
$15,000
$10,000
$5,000
$0
$23,931
$25,310
$27,737
$20,043
$18,077
2017
2018
2019
2020
2021

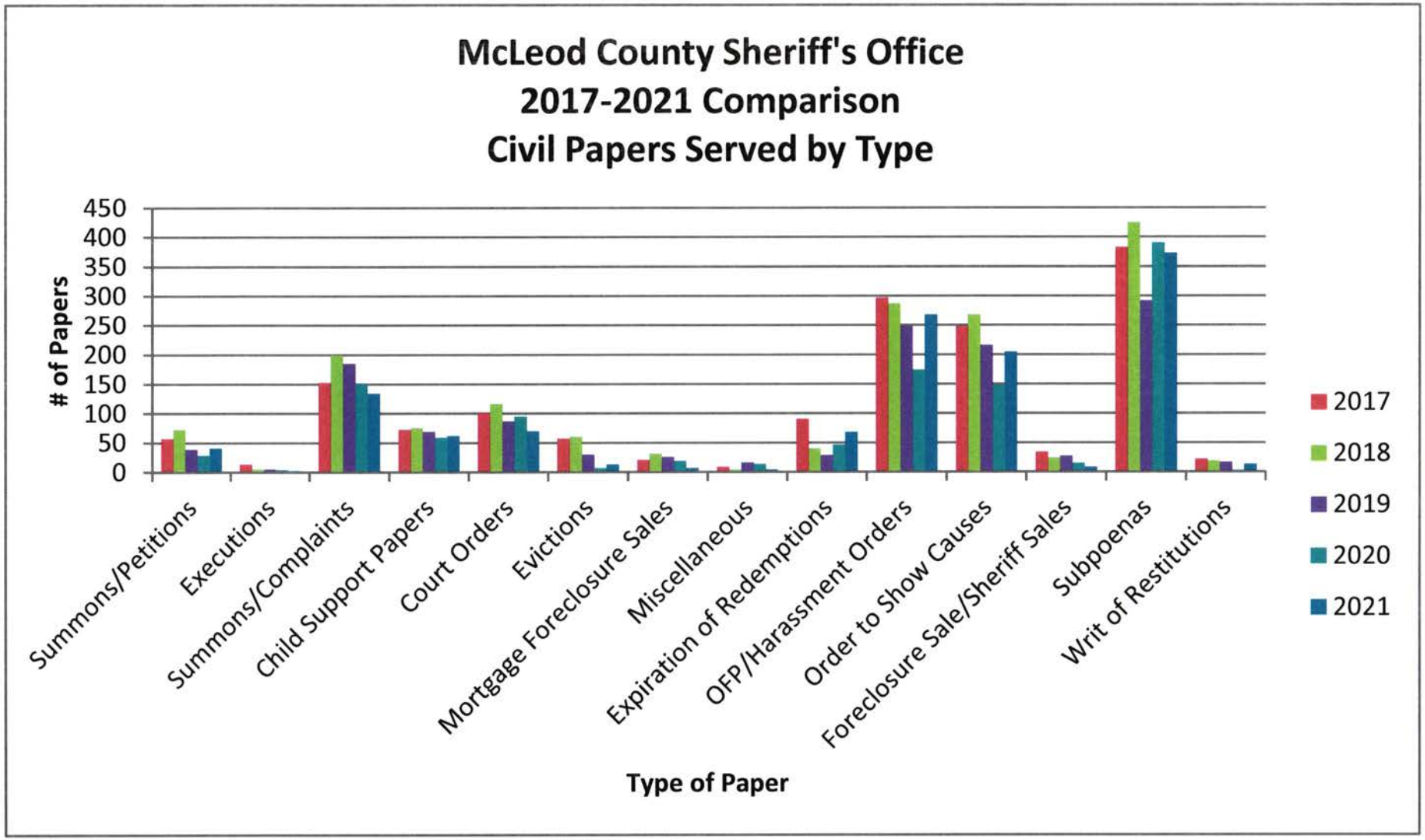
McLeod County Sheriff's Office
2017-2021 Comparison
Civil Papers Served by Type
# of Papers
450
400
350
300
250
200
150
100
50
0
Summons/Petitions
Executions
Summons/Complaints
Child Support Papers
Court Orders
Evictions
Mortgage Foreclosure Sales
Miscellaneous
Expiration of Redemptions
OFP/Harassment Orders
Order to Show Causes
Foreclosure Sale/Sheriff Sales
Subpoenas
Writ of Restitutions
Type of Paper
2017
2018
2019
2020
2021

Jail

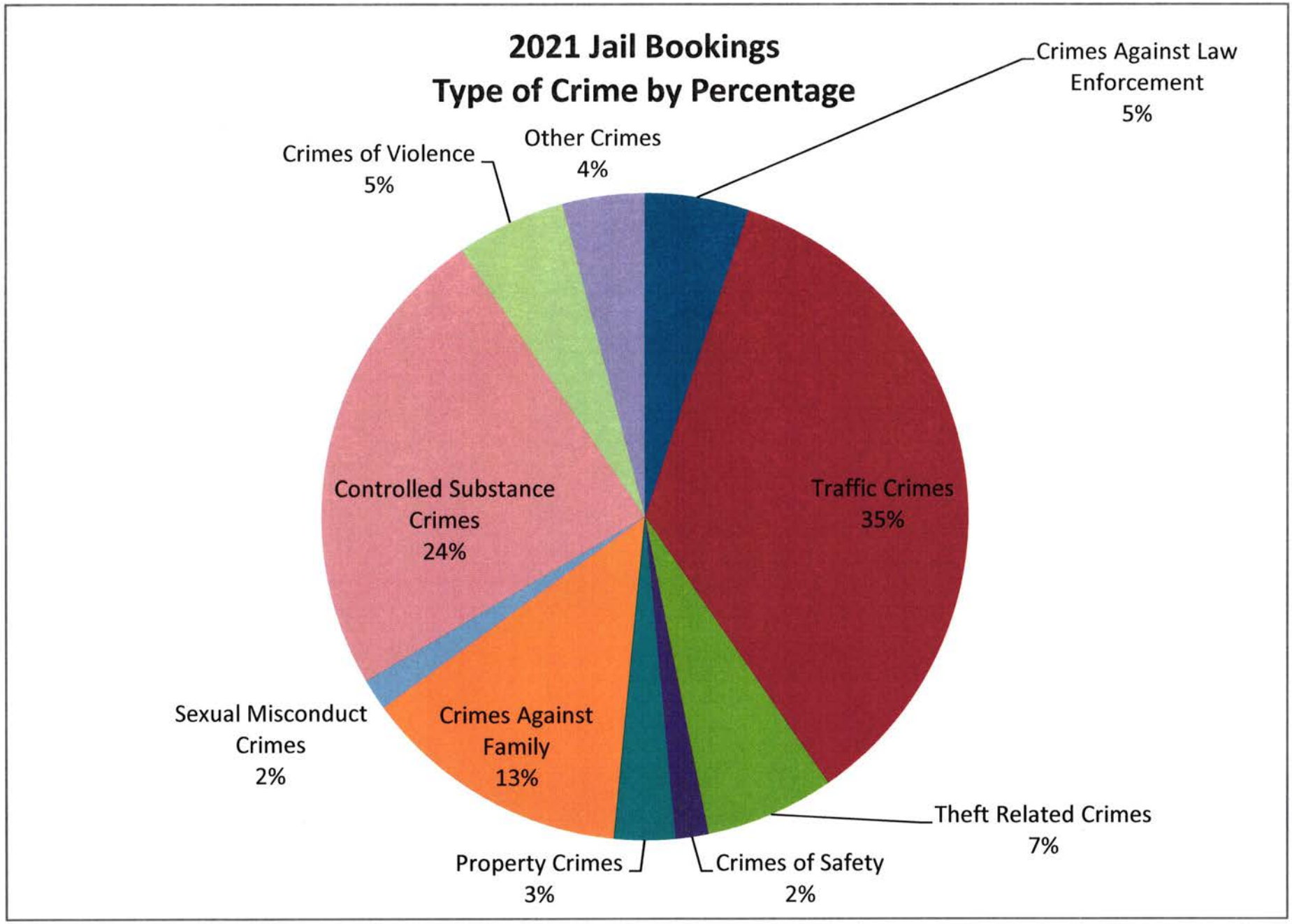
2021 Jail Bookings
Type of Crime by Percentage
Crimes Against Law Enforcement 5%
Other Crimes 4%
Crimes of Violence 5%
Controlled Substance Crimes 24%
Traffic Crimes 35%
Sexual Misconduct Crimes 2%
Crimes Against Family 13%
Theft Related Crimes 7%
Property Crimes 3%
Crimes of Safety 2%

McLeod County Jail Bookings
5 Year Comparison by Crime Type

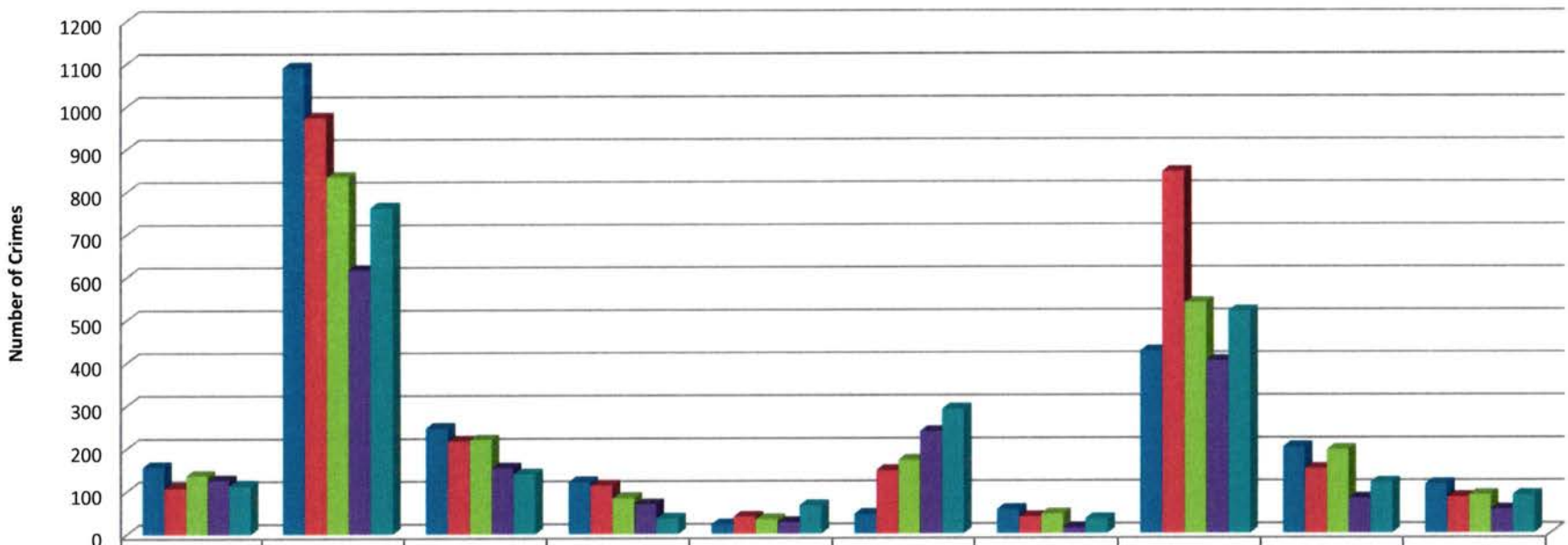

	Crimes Against Law Enforcement	Traffic Crimes	Theft Related Crimes	Crimes of Safety	Property Crimes	Crimes Against Family	Sexual Misconduct Crimes	Controlled Substance Crimes	Crimes of Violence	Other Crimes
2017	157	1091	247	121	22	46	56	426	201	114
2018	108	974	217	113	40	148	39	846	151	84
2019	137	835	220	84	34	172	46	539	195	89
2020	126	617	154	69	27	239	13	403	81	55
2021	113	763	140	36	66	291	34	519	118	89

McLeod County Jail
2021 Booking Summary

Severity of Charges

Felony	799
Gross Misdemeanor	524
Misdemeanor	878
Petty Misdemeanor	93
Total 2021 Charges	**2294**

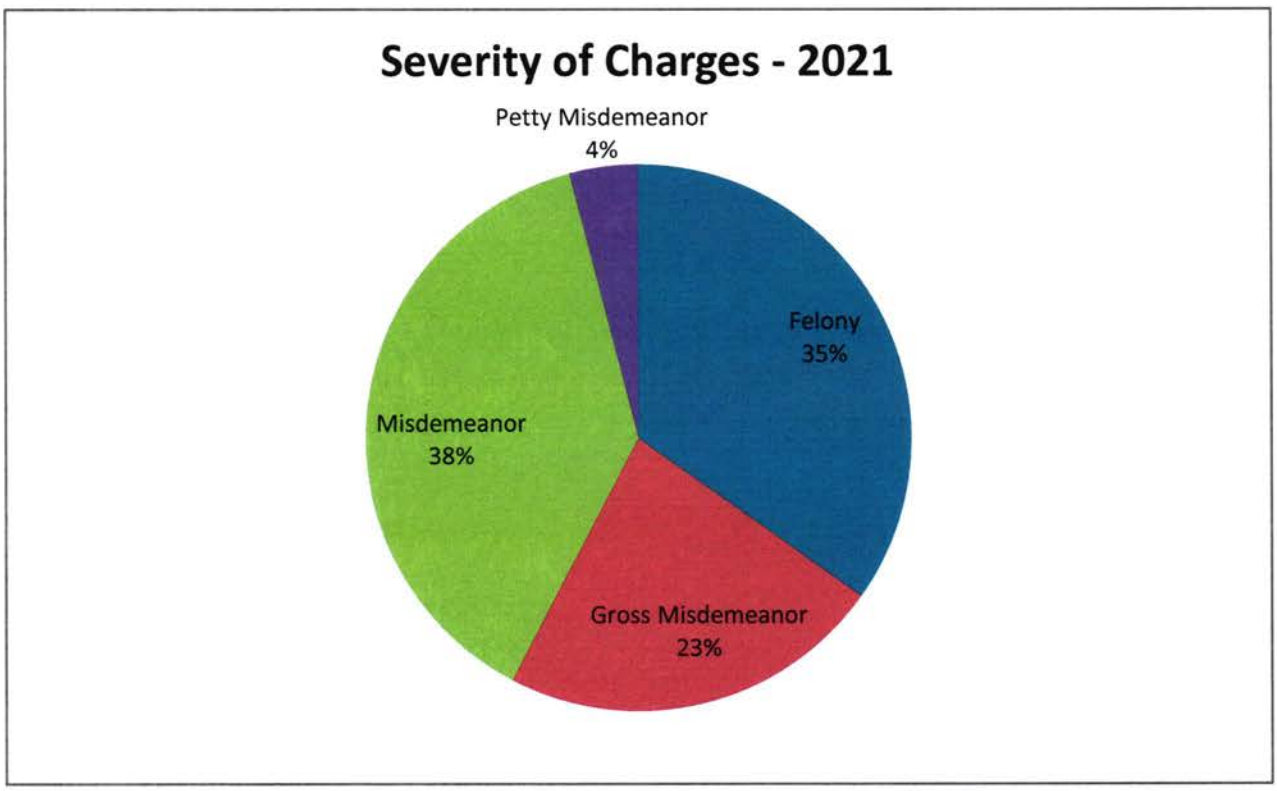

Total Bookings for 2021 = 1,050
1,012 adults and 38 juveniles
283 females and 767 males

Type of Bookings for the McLeod County Jail
2017 to 2021

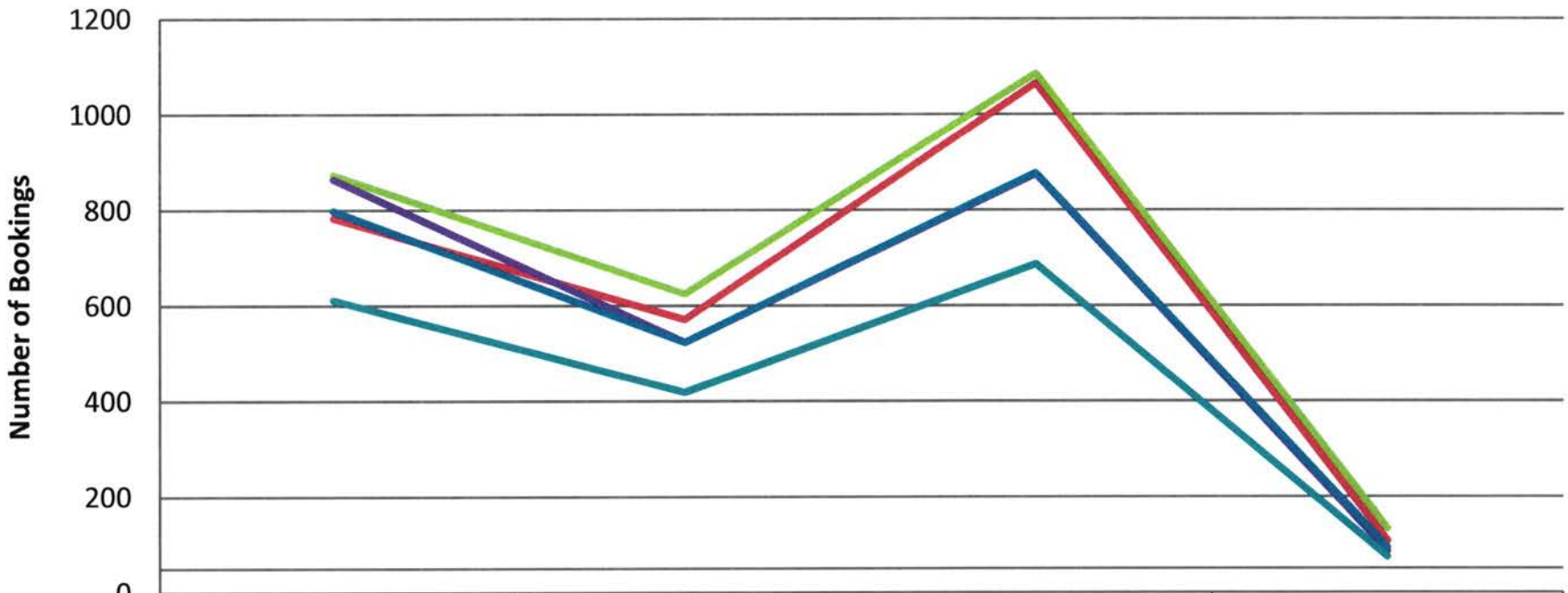

	Felony	Gross Misdemeanor	Misdemeanor	Petty Misdemeanor
2017	784	572	1066	107
2018	874	625	1086	133
2019	865	524	876	86
2020	612	419	687	74
2021	799	524	878	93

Township/City Calls for Service

2 year comparison

Call Breakdown For

ACOMA TOWNSHIP

Event Type	2020 Qty	2021 Qty	Plus/ Minus
911 Hangup	15	23	8
Abandoned Vehicle	1	2	1
Accident	30	30	0
Agency Assist	0	0	0
Alarms	6	13	7
Animal Complaint	8	12	4
Assault	0	0	0
Assists	17	11	-6
Attempt to Locate	0	0	0
ATV/Boat/Snowmobile Complaint	2	0	-2
Boat & Water Patrol	0	1	1
Burglary	0	1	1
Checks	5	13	8
Criminal Sexual Conduct	3	2	-1
Complaint	0	2	2
Death Investigation	1	0	-1
Disturbance	3	2	-1
Domestic	0	2	2
Driving/Vehicle Complaint	14	13	-1
Drug Activity	2	0	-2
Extra Patrol	2	2	0
Fight	1	0	-1
Fire	9	6	-3
Fireworks	0	0	0
Fraud	1	6	5
Harassment	0	1	1
Hospice	0	0	0
House Watch	0	0	0
Information	3	2	-1
Issue Seizure Tag	4	2	-2
Juvenile	1	0	-1
Lost & Found	4	2	-2
Medical	19	20	1
Mental Health	0	2	2
Missing Person	1	0	-1
Motorist Assist	15	14	-1
Nuisance Property/Blight	5	3	-2
Open Door/Window	1	0	-1
Paper Service	3	4	1
Parking	1	0	-1
Permit Handgun Carry	33	30	-3

Call Breakdown For

ACOMA TOWNSHIP

Event Type	2020 Qty	2021 Qty	Plus/ Minus
Permit/Registration	36	12	-24
Predatory Offender Registration	1	0	-1
Project Life Save	0	0	0
Property Damage	5	8	3
Protection Order	0	0	0
Prowler/Peeper	0	0	0
Road Hazard/Obstruction	6	2	-4
School Resource/Public Relations	0	0	0
Search Warrant	0	0	0
Stop Arm Violation	1	0	-1
Suicide	0	1	1
Suspicious	36	40	4
Theft	12	6	-6
Threats	1	1	0
Township Board Meeting	1	3	2
Traffic Stop	87	74	-13
Training/Meeting	0	0	0
Transports/Escorts	1	0	-1
Tresspass/Unwanted	8	0	-8
Utilities	0	1	1
Vehicle in Ditch	10	7	-3
Violation of Court Order	0	2	2
Warrant	0	1	1
Weapon Violations/Shots Fired	0	2	2
Totals by Year	**415**	**381**	**-34**

Decrease of Calls for Service from 2020 to 2021 -8.92%

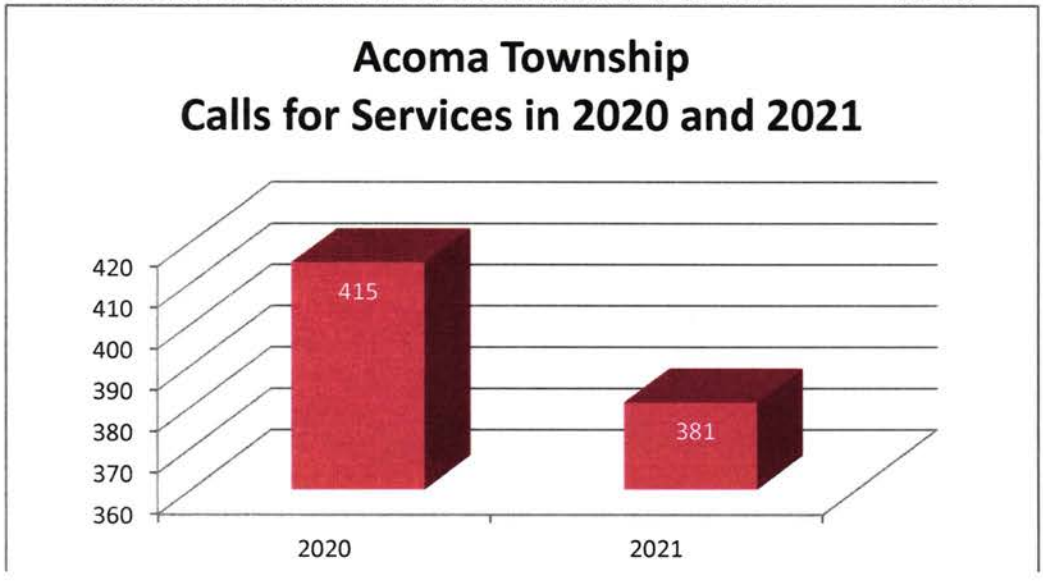

Call Breakdown For

BERGEN TOWNSHIP

Event Type	2020 Qty	2021 Qty	Plus/ Minus
911 Hangup	11	10	-1
Abandoned Vehicle	0	3	3
Accident	11	10	-1
Agency Assist	0	2	2
Alarms	6	3	-3
Animal Complaint	9	12	3
Assault	0	0	0
Assists	15	11	-4
ATV/Boat/Snowmobile Complaint	1	0	-1
Burglary	2	0	-2
Checks	5	7	2
Child Custody	5	1	-4
Child Protection	1	0	-1
Complaint	3	0	-3
Criminal Sexual Assault	1	1	0
Disturbance	2	2	0
Domestic	2	5	3
Driving/Vehicle Complaint	6	6	0
Drug Activity	1	0	-1
Extra Patrol	1	0	-1
Fire	8	9	1
Fireworks	0	2	2
Fraud	4	5	1
Harassment	2	0	-2
House Watch	0	0	0
Information	2	7	5
Issue Seizure Tag	1	1	0
Juvenile	2	1	-1
Lost & Found	2	3	1
Medical	22	26	4
Mental Health	0	1	1
Motorist Assist	2	21	19
Nuisance Property/Blight	2	6	4
Open Door/Window	1	0	-1
Paper Service	8	5	-3
Parking	1	0	-1
Permit Handgun Carry	26	25	-1
Permit/Registration	18	15	-3
Phone Call	1	0	-1
Predatory Offender Registration	0	2	2
Property Damage	1	8	7

Call Breakdown For

BERGEN TOWNSHIP

Event Type	2020 Qty	2021 Qty	Plus/ Minus
Protection Order	0	2	2
Road Hazard/Obstruction	4	4	0
Stop Arm Violation	1	0	-1
Suicide	1	0	-1
Suspicious	10	13	3
Theft	4	1	-3
Threats	0	2	2
Township Board Meeting	1	1	0
Traffic Stop	127	152	25
Training/Meeting	0	1	1
Tresspass/Unwanted	3	1	-2
Utilities	1	0	-1
Vehicle in Ditch	7	5	-2
Violation of Court Order	0	0	0
Vulnerable Adult	1	0	-1
Warrant	1	0	-1
Weapon Violation/Shots Fired	0	0	0
Weather	0	0	0
Totals by Year	**346**	**392**	**46**

Increase of Calls for Service from 2020 to 2021 11.73%

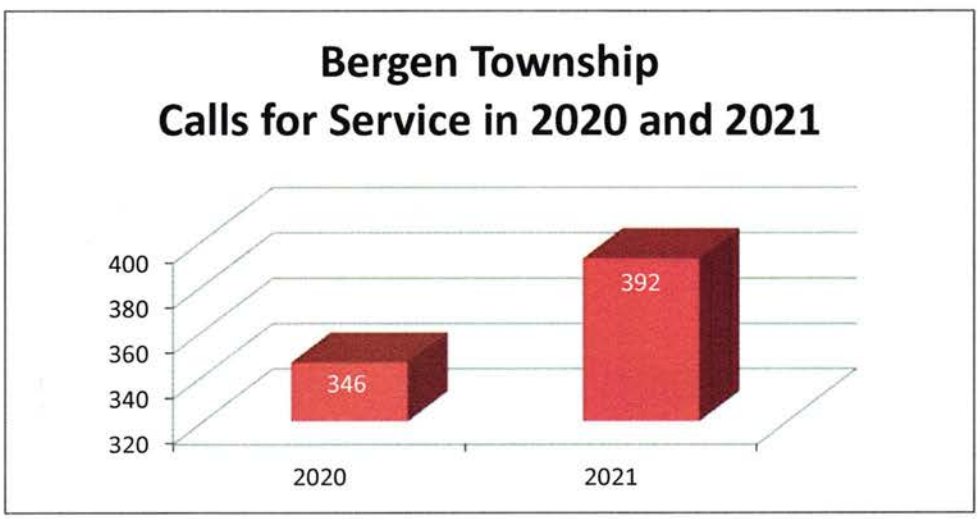

Call Breakdown For

COLLINS TOWNSHIP

Event Type	2020 Qty	2021 Qty	Plus/ Minus
911 Hangup	8	15	7
Abandoned Vehicle	0	0	0
Accident	18	18	0
Agency Assist	0	1	1
Alarms	6	13	7
Animal Complaint	11	9	-2
Assault	0	0	0
Assists	9	12	3
ATV/Boat/Snowmobile Complaint	0	1	1
Boat & Water Patrol	2	2	0
Burglary	0	0	0
Checks	6	4	-2
Child Custody	0	0	0
Child Protection	0	0	0
Complaint	1	1	0
Criminal Sexual Conduct	1	0	-1
Death Investigation	1	0	-1
Disturbance	2	5	3
Domestic	2	5	3
Driving/Vehicle Complaint	11	18	7
Drug Activity	0	1	1
Extra Patrol	2	0	-2
Fight	1	3	2
Fire	12	0	-12
Fireworks	1	0	-1
Fraud	4	1	-3
Harassment	0	2	2
House Watch	0	0	0
Information	4	2	-2
Issue Seizure Tag	1	1	0
Juvenile	0	1	1
Lost & Found	1	0	-1
Medical	13	18	5
Mental Health	0	0	0
Motorist Assist	30	13	-17
Nuisance Property/Blight	4	0	-4
Paper Service	9	3	-6
Permit Handgun Carry	10	9	-1
Permit/Registration	11	7	-4
Predatory Offender Registration	0	0	0
Property Damage	5	4	-1

Call Breakdown For

COLLINS TOWNSHIP

Event Type	2020 Qty	2021 Qty	Plus/ Minus
Repossess	0	0	0
Road Hazard/Obstruction	6	3	-3
School Resource/Public Relations	0	0	0
Suspicious	13	11	-2
Theft	3	7	4
Threats	1	0	-1
Traffic Stop	105	143	38
Tresspass/Unwanted	2	2	0
Utilities	0	3	3
Vehicle in Ditch	13	5	-8
Vulnerable Adult	0	0	0
Warrant	0	1	1
Weapons Violation/ShotsFired	1	1	0
Totals by Year	**330**	**345**	**15**

Increase of Calls for Service from 2020 to 2021 4.55%

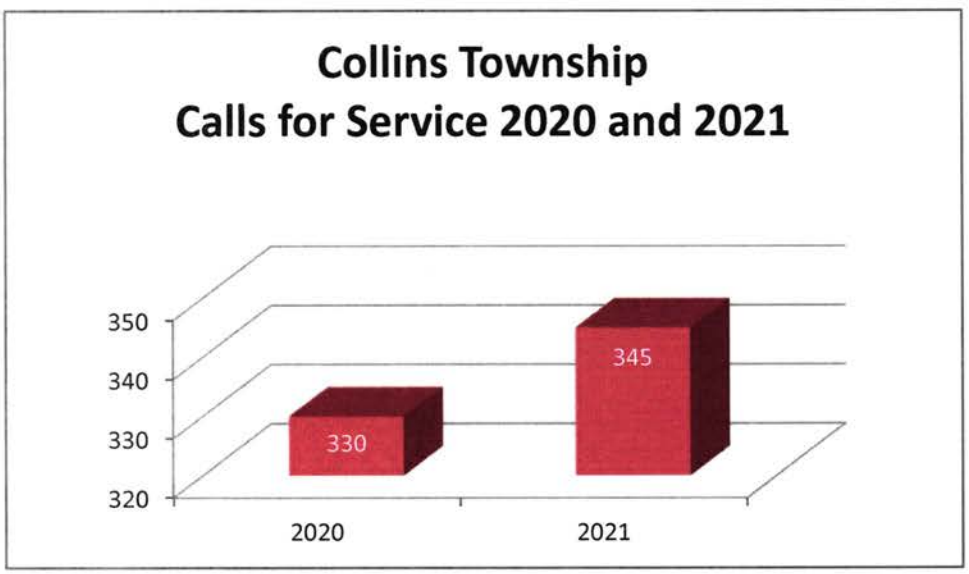

Call Breakdown For

GLENCOE TOWNSHIP

Event Type	2020 Qty	2021 Qty	Plus/ Minus
911 Hangup	14	8	-6
Abandoned Vehicle	0	1	1
Accident	18	21	3
Agency Assist	0	0	0
Alarms	7	6	-1
Animal Complaint	8	13	5
Assault	1	0	-1
Assists	17	15	-2
Burglary	4	2	-2
Checks	3	6	3
Child Custody	4	1	-3
Child Protection	1	1	0
Complaint	3	0	-3
Criminal Sexual Conduct	0	1	1
Death Investigation	0	1	1
Disturbance	1	0	-1
Domestic	1	1	0
Driving/Vehicle Complaint	35	14	-21
Extra Patrol	1	3	2
Fight	0	0	0
Fire	10	9	-1
Flee/Escape	1	0	-1
Fraud	2	1	-1
Harassment	1	0	-1
Hospice	0	0	0
House Watch	1	0	-1
Information	3	1	-2
Issue Seizure Tag	2	0	-2
Juvenile	0	0	0
Lost & Found	1	3	2
Medical	9	12	3
Mental Health	0	1	1
Motorist Assist	39	40	1
Nuisance Property/Blight	11	4	-7
Open Door/Window	0	1	1
Paper Service	3	6	3
Permit Handgun Carry	8	15	7
Permit/Registration	11	10	-1
Phone Call	2	0	-2
Property Damage	3	1	-2
Road Hazard/Obstruction	6	11	5
Stop Arm Violation	0	1	1

Call Breakdown For

GLENCOE TOWNSHIP

Event Type	2020 Qty	2021 Qty	Plus/ Minus
Suicide	0	0	0
Suspicious	12	16	4
Test Call	1	0	-1
Theft	3	6	3
Threats	0	1	1
Traffic Stop	163	185	22
Transports/Escorts	0	2	2
Tresspass/Unwanted	3	0	-3
Utilities	2	1	-1
Vehicle in Ditch	18	13	-5
Violation of Court Order	1	0	-1
Vulnerable Adult	0	1	1
Warrant	2	1	-1
Weapon Violation/Shots Fired	0	3	3
Totals by Year	**436**	**439**	**3**

Increase of Calls for Service from 2020 to 2021 **0.69%**

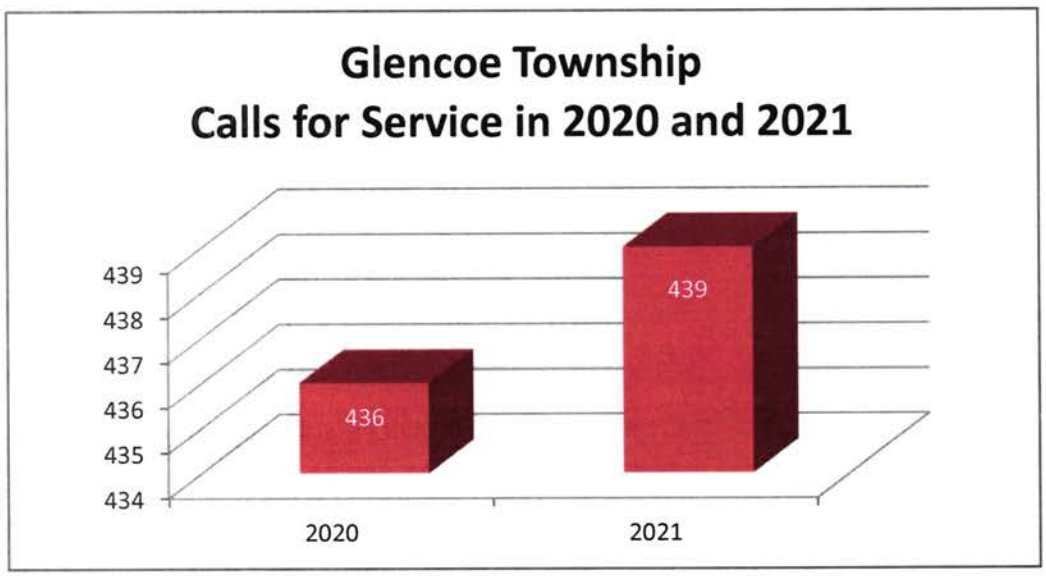

Call Breakdown For

HALE TOWNSHIP

Event Type	2020 Qty	2021 Qty	Plus/ Minus
911 Hangup	24	15	-9
Abandoned Vehicle	0	3	3
Accident	11	17	6
Agency Assist	0	0	0
Alarms	3	2	-1
Animal Complaint	12	20	8
Assault	1	0	-1
Assists	20	20	0
ATV/Boat/Snowmobile Complaint	1	3	2
Boat & Water Patrol	0	1	1
Burglary	3	2	-1
Checks	4	3	-1
Child Custody	1	0	-1
Child Protection	1	0	-1
Complaint	1	2	1
Criminal Sexual Conduct	3	2	-1
Death Investigation	1	0	-1
Disturbance	2	0	-2
Domestic	3	7	4
Driving/Vehicle Complaint	40	38	-2
Drug Activity	1	0	-1
Extra Patrol	0	2	2
Fight	0	1	1
Fire	7	15	8
Fireworks	1	1	0
Fraud	1	4	3
Harassment	2	0	-2
Hospice	0	0	0
House Watch	0	0	0
Information	8	4	-4
Issue Seizure Tag	0	1	1
Juvenile	5	1	-4
Lost & Found	2	1	-1
Medical	20	30	10
Mental Health	0	0	0
Missing Person	0	1	1
Motorist Assist	45	51	6
Nuisance Property/Blight	3	3	0
Open Door/Window	2	0	-2
Paper Service	3	10	7
Parking	2	1	-1
Permit Handgun Carry	34	15	-19

Call Breakdown For

HALE TOWNSHIP

Event Type	2020 Qty	2021 Qty	Plus/ Minus
Permit/Registration	20	15	-5
Phone Call	0	1	1
Predatory Offender Registration	0	0	0
Property Damage	3	7	4
Protection Order	0	2	2
Road Hazard/Obstruction	9	8	-1
School Resource/Public Relations	0	0	0
Search Warrant	0	0	0
Suicide	2	2	0
Suspicious	39	40	1
Test Call	2	0	-2
Theft	8	5	-3
Threats	0	1	1
Township Board Meeting	1	1	0
Traffic Stop	275	398	123
Transport/Escort	1	3	2
Tresspass/Unwanted	0	2	2
Utilities	3	0	-3
Vehicle in Ditch	5	8	3
Violation of Court Order	1	2	1
Vulnerable Adult	0	1	1
Warrant	6	2	-4
Weapon Violation/Shots Fired	2	1	-1
Totals by Year	**644**	**775**	**131**

Increase of Calls for Service from 2020 to 2021 20.34%

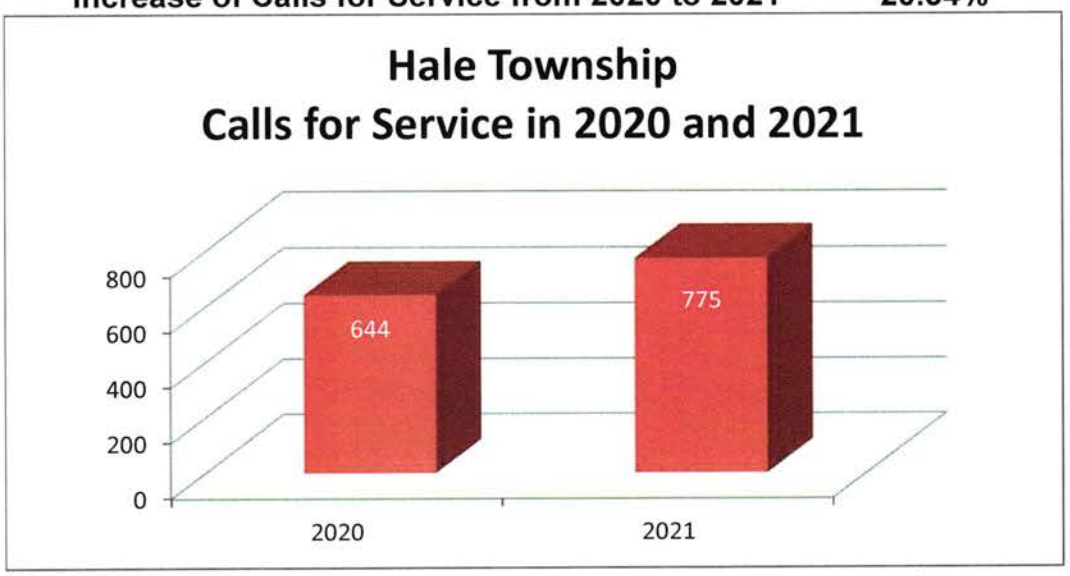

Call Breakdown For

HASSAN VALLEY TOWNSHIP

Event Type	2020 Qty	2021 Qty	Plus/ Minus
911 Hangup	9	12	3
Abandoned Vehicle	0	3	3
Accident	28	25	-3
Agency Assist	0	2	2
Alarms	6	2	-4
Animal Complaint	13	8	-5
Assault	0	0	0
Assists	11	9	-2
Attempt to Locate	0	1	1
Burglary	1	2	1
Checks	2	6	4
Complaint	1	2	1
Criminal Sexual Conduct	0	0	0
Disturbance	0	0	0
Domestic	1	1	0
Driving/Vehicle Complaint	29	31	2
Drug Activity	0	1	1
Extra Patrol	1	3	2
Fight	0	0	0
Fire	6	10	4
Flee/Escape	1	0	-1
Fraud	3	2	-1
Harassment	2	1	-1
House Watch	1	1	0
Information	5	2	-3
Issue Seizure Tag	1	1	0
Juvenile	2	1	-1
Lost & Found	0	1	1
Medical	21	20	-1
Mental Health	0	0	0
Missing Person	0	0	0
Motorist Assist	57	48	-9
Nuisance Property/Blight	7	13	6
Opoen Door/Window	0	2	2
Paper Service	3	3	0
Permit Handgun Carry	33	3	-30
Permit/Registration	15	3	-12
Property Damage	4	1	-3
Repossess	0	0	0
Road Hazard/Obstruction	13	10	-3
Stop Arm Violation	0	0	0
Suspicious	12	15	3

Call Breakdown For

HASSAN VALLEY TOWNSHIP

Event Type	2020 Qty	2021 Qty	Plus/ Minus
Theft	2	5	3
Threats	1	1	0
Township Board Meeting	0	0	0
Traffic Stop	159	150	-9
Training/Meeting	0	0	0
Tresspass/Unwanted	4	1	-3
Utilities	0	0	0
Vehicle in Ditch	23	8	-15
Violation of Court Order	0	2	2
Warrant	1	0	-1
Weapon Violation/Shots Fired	0	0	0
Weather	0	0	0
Totals by Year	**478**	**412**	**-66**

Decrease of Calls for Service from 2020 to 2021 -13.81%

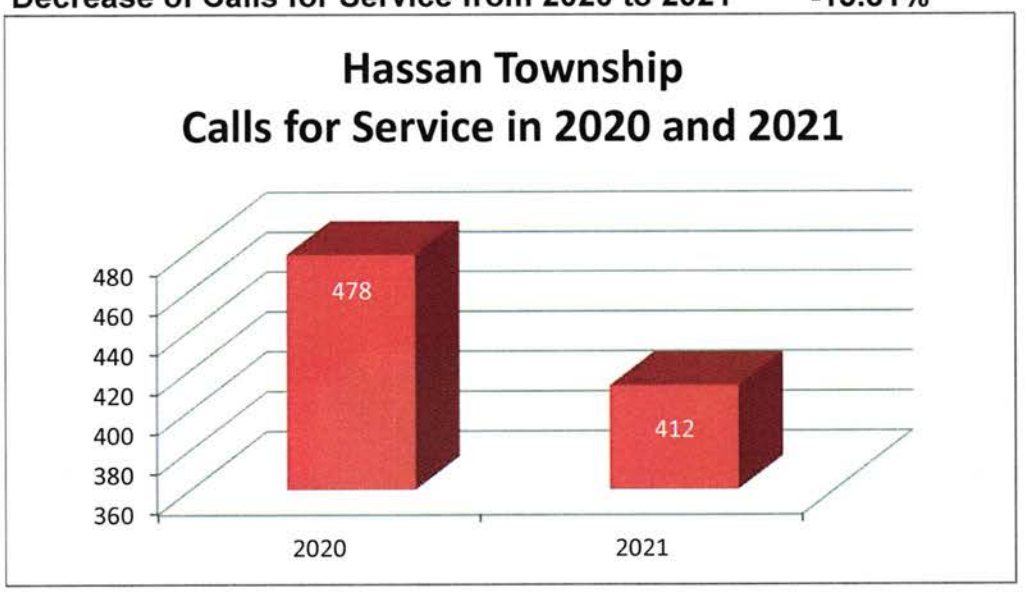

Call Breakdown For

HELEN TOWNSHIP

Event Type	2020 Qty	2021 Qty	Plus/ Minus
911 Hangup	16	15	-1
Abandoned Vehicle	1	20	19
Accident	19	0	-19
Agency Assist	0	2	2
Alarms	32	23	-9
Animal Complaint	13	20	7
Assault	1	1	0
Assists	16	31	15
ATV/Boat/Snowmobile Complaint	1	0	-1
Attempt to Locate	0	1	1
Burglary	2	5	3
Checks	10	8	-2
Child Custody	0	1	1
Child Protection	0	1	1
Complaint	2	2	0
Disturbance	5	4	-1
Domestic	2	4	2
Driving/Vehicle Complaint	49	50	1
Drug Activity	0	1	1
Fire	8	6	-2
Follow-up	1	0	-1
Fraud	7	3	-4
Harassment	1	3	2
Information	2	6	4
Issue Seizure Tag	1	0	-1
Juvenile	1	0	-1
Lost & Found	1	1	0
Medical	33	42	9
Mental Health	1	2	1
Missing Person	0	1	1
Motorist Assist	35	31	-4
Nuisance Property/Blight	7	0	-7
Open Door/Window	1	0	-1
Paper Service	2	6	4
Parking	0	0	0
Permit Handgun Carry	22	15	-7
Permit/Registration	15	8	-7
Predatory Offender Registration	0	0	0
Property Damage	7	6	-1
Repossess	1	0	-1

Call Breakdown For

HELEN TOWNSHIP

Event Type	2020 Qty	2021 Qty	Plus/ Minus
Road Hazard/Obstruction	5	15	10
Suicide	0	0	0
Suspicious	38	28	-10
Test Call	0	1	1
Theft	10	12	2
Threats	2	3	1
Tow	0	0	0
Township Board Meeting	1	3	2
Traffic Stop	160	140	-20
Transports/Escorts	1	3	2
Tresspass/Unwanted	4	2	-2
Utilities	1	1	0
Vehicle in Ditch	17	10	-7
Violation of Court Order	0	0	0
Vulnerable Adult	1	1	0
Warrant	2	0	-2
Weapon Violation/Shots Fired	1	0	-1
Totals by Year	**558**	**538**	**-20**

Decreasd Calls for Service from 2020 to 2021 **-3.72%**

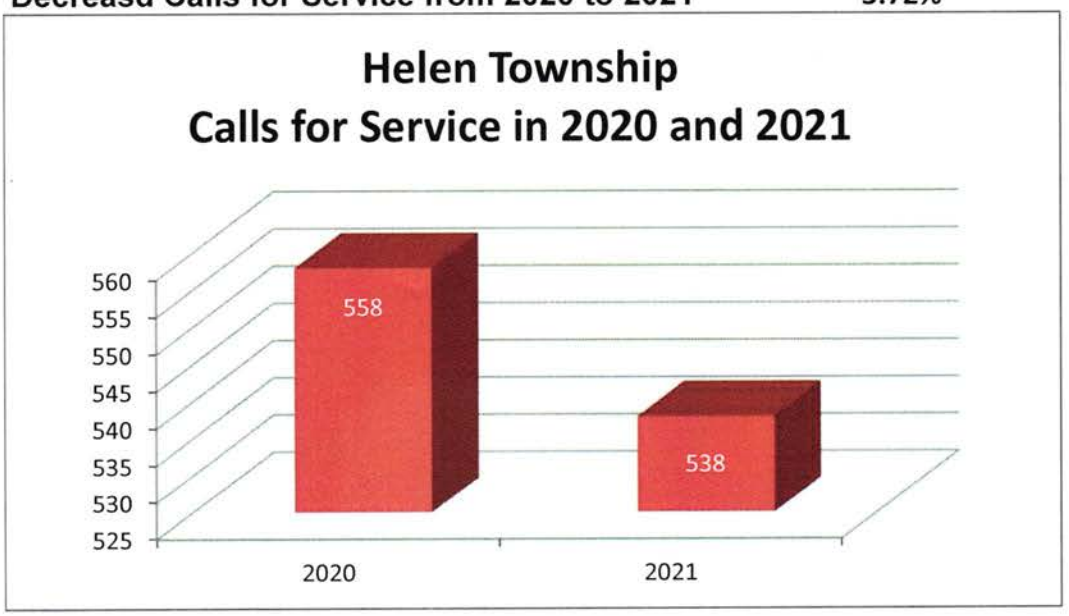

Call Breakdown For

HUTCHINSON TOWNSHIP

Event Type	2020 Qty	2021 Qty	Plus/ Minus
911 Hangup	18	8	-10
Abandoned Vehicle	2	1	-1
Accident	23	25	2
Administrative	0	1	1
Agency Assist	0	0	0
Alarms	9	16	7
Animal Complaint	16	13	-3
Assault	0	0	0
Assists	16	11	-5
ATV/Boat/Snowmobile Complaint	0	1	1
Attempt to Locate	0	0	0
Boat & Water Patrol	0	1	1
Burglary	2	0	-2
Checks	8	14	6
Child Custody	0	1	1
Child Protection	1	1	0
Complaint	3	2	-1
Counterfeit/Forgery	0	0	0
Criminal Sexual Conduct	0	0	0
Death Investigation	0	0	0
Disturbance	4	6	2
Domestic	4	5	1
Driving/Vehicle Complaint	29	16	-13
Drug Activity	1	0	-1
Extra Patrol	3	3	0
Fire	7	13	6
Fireworks	0	1	1
Follow-up	0	2	2
Fraud	4	11	7
Harassment	0	0	0
House Watch	1	2	1
Information	5	6	1
Issue Seizure Tag	2	2	0
Juvenile	3	1	-2
Lost & Found	5	2	-3
Medical	18	28	10
Mental Health	3	0	-3
Missing Person	0	1	1
Motorist Assist	17	13	-4
Nuisance Property/Blight	12	7	-5
Open Door/Window	1	0	-1
Paper Service	5	4	-1

Call Breakdown For

HUTCHINSON TOWNSHIP

Event Type	2020 Qty	2021 Qty	Plus/ Minus
Permit Handgun Carry	35	30	-5
Permit/Registration	25	14	-11
Phone Call	1	0	-1
Predatory Offender Registration	0	1	1
Project Life Saver	0	0	0
Property Damage	6	6	0
Protection Order	2	0	-2
Repossess	0	0	0
Road Hazard/Obstruction	12	10	-2
Stolen Property/Receive/Concealing	1	0	-1
Suicide	0	2	2
Suspicious	43	33	-10
Test Call	1	1	0
Theft	7	11	4
Threats	0	2	2
Traffic Stop	83	83	0
Training/Meeting	7	6	-1
Transports/Escorts	2	0	-2
Tresspass/Unwanted	3	2	-1
Utilities	0	3	3
Vehicle in Ditch	20	4	-16
Violation of Court Order	1	1	0
Vulnerable Adult	1	1	0
Warrant	0	1	1
Weapon Violation/Shots Fired	3	0	-3
Totals by Year	**475**	**429**	**-46**

Decrease of Calls for Service from 2020 to 2021 **-10.72%**

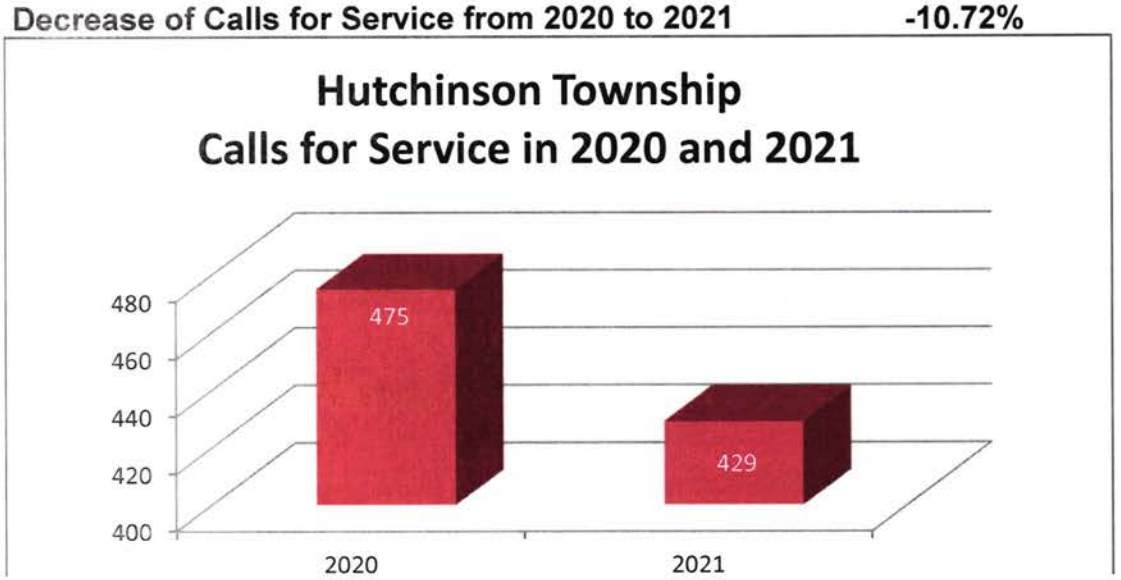

Call Breakdown For

LYNN TOWNSHIP

Event Type	2020 Qty	2021 Qty	Plus/ Minus
911 Hangup	6	5	-1
Abandoned Vehicle	2	2	0
Accident	15	14	-1
Alarms	2	0	-2
Animal Complaint	8	4	-4
Assists	8	10	2
Checks	6	7	1
Child Custody	0	0	0
Child Protection	4	0	-4
Complaint	1	1	0
Criminal Sexual Conduct	0	0	0
Disturbance	0	1	1
Domestic	1	4	3
Driving/Vehicle Complaint	8	9	1
Drug Activity	0	1	1
Extra Patrol	2	1	-1
Fire	5	5	0
Fireworks	0	1	1
Fraud	4	1	-3
Harassment	1	0	-1
Hospice	0	0	0
House Watch	0	0	0
Information	1	1	0
Issue Seizure Tag	4	1	-3
Juvenile	0	3	3
Medical	12	13	1
Mental Health	1	1	0
Missing Person	0	0	0
Motorist Assist	12	13	1
Nuisance Property/Blight	9	4	-5
Paper Service	3	3	0
Permit Handgun Carry	28	18	-10
Permit/Registration	4	2	-2
Property Damage	4	2	-2
Road Hazard/Obstruction	7	1	-6
School Resource/Public Relations	0	2	2
Search Warrant	0	0	0
Suicide	2	1	-1
Suspicious	6	8	2
Theft	2	2	0
Threats	0	0	0
Tow	0	0	0

Call Breakdown For

LYNN TOWNSHIP

Event Type	2020 Qty	2021 Qty	Plus/ Minus
Township Board Meeting	1	4	3
Traffic Stop	70	82	12
Training/Meeting	0	0	0
Tresspass/Unwanted	2	2	0
Utilities	1	0	-1
Vehicle in Ditch	4	3	-1
Warrant	0	1	1
Weapon Violations/Shots Fired	1	0	-1
Totals by Year	**247**	**233**	**-14**

Decrease of Calls for Service from 2020 to 2021 -6.01%

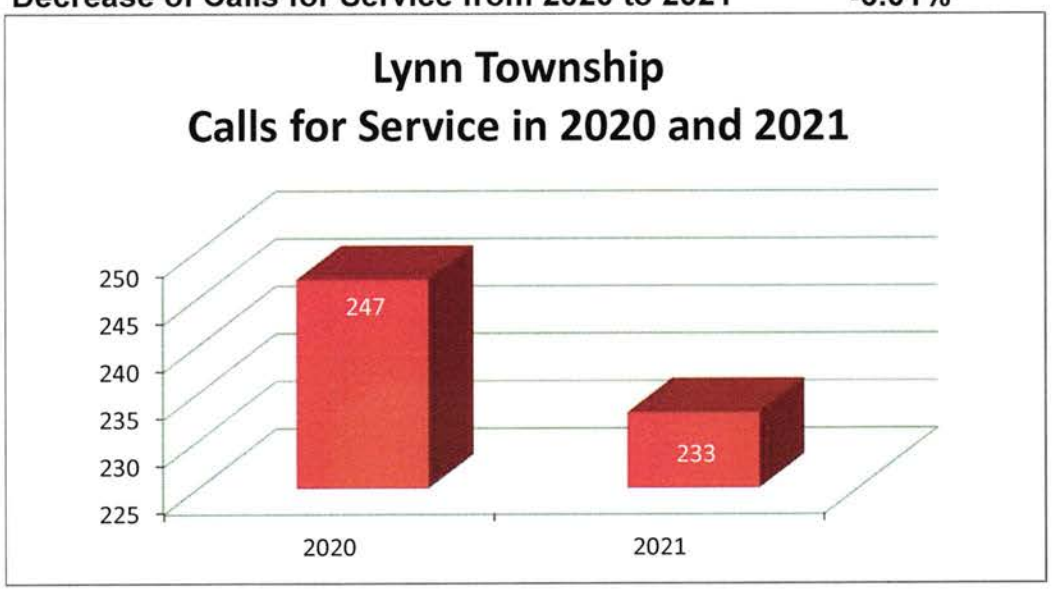

Call Breakdown For

PENN TOWNSHIP

Event Type	2020 Qty	2021 Qty	Plus/ Minus
911 Hangup	2	1	-1
Abandoned Vehicle	0	0	0
Accident	6	2	-4
Alarms	2	2	0
Animal Complaint	3	5	2
Assists	5	8	3
Checks	3	1	-2
Child Custody	1	0	-1
Child Protection	0	0	0
Complaint	1	0	-1
Criminal Sexual Conduct	0	1	1
Death Investigation	1	0	-1
Disturbance	2	0	-2
Domestic	0	0	0
Driving/Vehicle Complaint	1	4	3
Fire	4	6	2
Follow-up	0	0	0
Fraud	1	1	0
House Watch	1	0	-1
Information	1	2	1
Issue Seizure Tag	0	1	1
Juvenile	0	0	0
Medical	4	6	2
Mental Health	0	0	0
Motorist Assist	1	2	1
Nuisance Property/Blight	1	3	2
Open Door/Window	1	0	-1
Paper Service	3	4	1
Parking	0	1	1
Permit Handgun Carry	8	4	-4
Permit/Registration	6	5	-1
Property Damage	1	0	-1
Protection Order	0	1	1
Road Hazard/Obstruction	3	3	0
Suicide	0	2	2
Suspicious	4	11	7
Theft	2	2	0
Threats	0	1	1
Traffic Stop	12	5	-7
Tresspass/Unwanted	1	1	0
Utilities	0	0	0
Vehicle in Ditch	6	2	-4

Warrant	1	0	-1
Weapon Violation/Shots Fired	0	1	1
Totals by Year	**88**	**88**	**0**

No Change in Service Calls from 2020 to 2021 0.00%

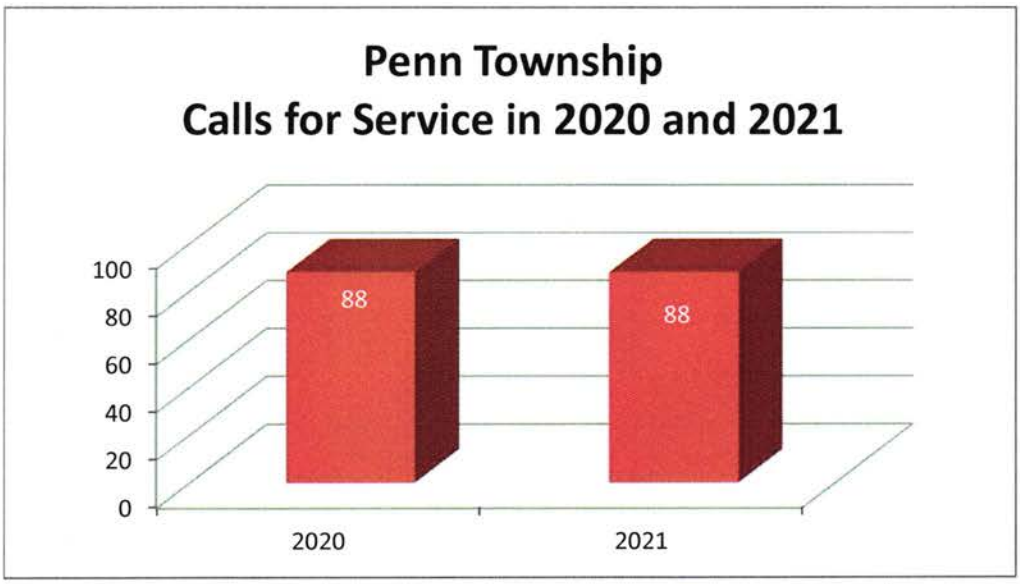

Call Breakdown For

RICH VALLEY TOWNSHIP

Event Type	2020 Qty	2021 Qty	Plus/ Minus
911 Hangup	9	14	5
Abandoned Vehicle	1	1	0
Accident	11	15	4
Alarms	7	0	-7
Animal Complaint	7	12	5
Assists	11	7	-4
ATV/Boat/Snowmobile Complaint	2	0	-2
Burglary	0	1	1
Checks	10	3	-7
Child Custody	0	1	1
Complaint	3	4	1
Death Investigation	0	0	0
Disturbance	3	1	-2
Domestic	1	3	2
Driving/Vehicle Complaint	4	7	3
Extra Patrol	1	2	1
Fire	8	6	-2
Fraud	0	4	4
Harassment	1	0	-1
Hospice	0	0	0
House Watch	1	1	0
Information	1	1	0
Issue Seizure Tag	2	3	1
Juvenile	0	2	2
Lost and Found	1	1	0
Medical	20	19	-1
Mental Health	0	1	1
Motorist Assist	13	16	3
Nuisance Property/Blight	9	8	-1
Open Door/Window	1	0	-1
Paper Service	3	5	2
Permit Handgun Carry	28	13	-15
Permit/Registration	12	8	-4
Phone Call	1	0	-1
Property Damage	4	1	-3
Repossess	0	0	0
Road Hazard/Obstruction	5	3	-2
Suspicious	10	10	0
Theft	6	4	-2
Township Board Meeting	0	1	1
Traffic Stop	87	98	11
Tresspass/Unwanted	2	1	-1

Call Breakdown For

RICH VALLEY TOWNSHIP

Event Type	2020 Qty	2021 Qty	Plus/ Minus
Utilities	1	1	0
Vehicle in Ditch	8	0	-8
Violation of Court Order	0	0	0
Warrant	0	0	0
Weapons Violation/Shots Fired	2	0	-2
Totals by Year	**296**	**278**	**-18**

Decrease of Calls for Service from 2020 to 2021 **-6.08%**

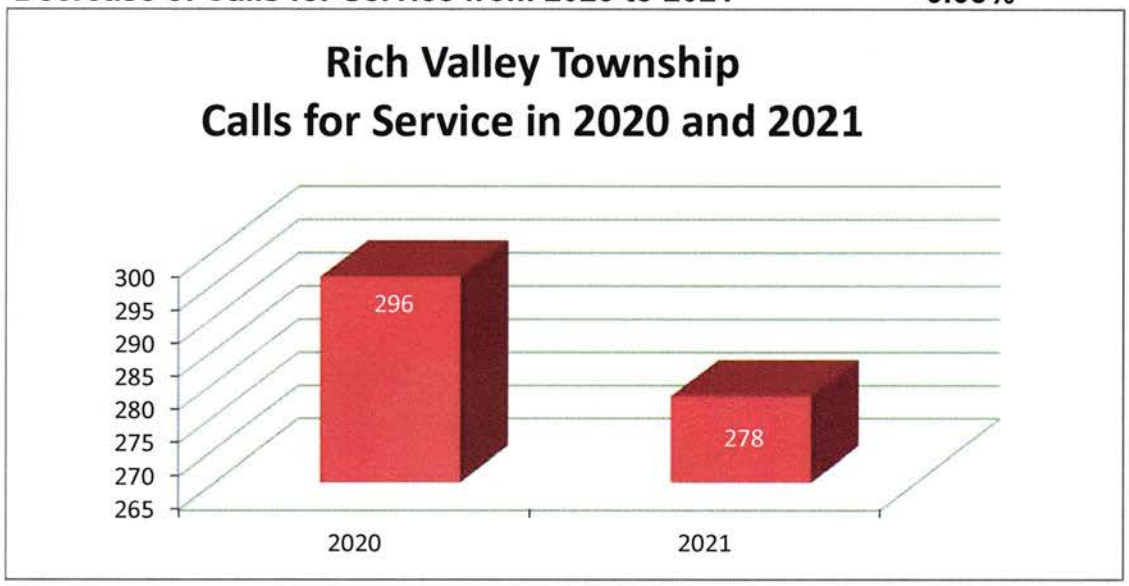

Call Breakdown For

ROUND GROVE TOWNSHIP

Event Type	2020 Qty	2021 Qty	Plus/ Minus
911 Hangup	2	1	-1
Abandoned Vehicle	0	1	1
Accident	7	5	-2
Alarms	0	0	0
Animal Complaint	4	2	-2
Assists	6	1	-5
ATV/Boat/Snowmobile Complaint	0	0	0
Burglary	1	0	-1
Checks	3	4	1
Child Protection	0	0	0
Domestic	0	2	2
Driving/Vehicle Complaint	1	5	4
Fire	3	1	-2
Fraud	2	3	1
House Watch	0	0	0
Information	0	1	1
Issue Seizure Tag	0	0	0
Medical	7	8	1
Motorist Assist	6	4	-2
Nuisance Property/Blight	1	0	-1
Paper Service	7	2	-5
Permit Handgun Carry	7	7	0
Permit/Registration	4	4	0
Predatory Offender Registration	0	0	0
Property Damage	0	2	2
Road Hazard/Obstruction	0	4	4
Suicide	0	0	0
Suspicious	5	2	-3
Theft	3	2	-1
Threats	0	0	0
Township Board Meeting	1	0	-1
Traffic Stop	19	18	-1
Training/Meeting	0	0	0
Tresspass/Unwanted	0	1	1
Utilities	0	1	1
Vehicle in Ditch	4	3	-1
Weapon Violation/Shots Fired	0	1	1
Totals by Year	**93**	**85**	**-8**

Decrease of Calls for Service from 2020 to 2021 -9.41%

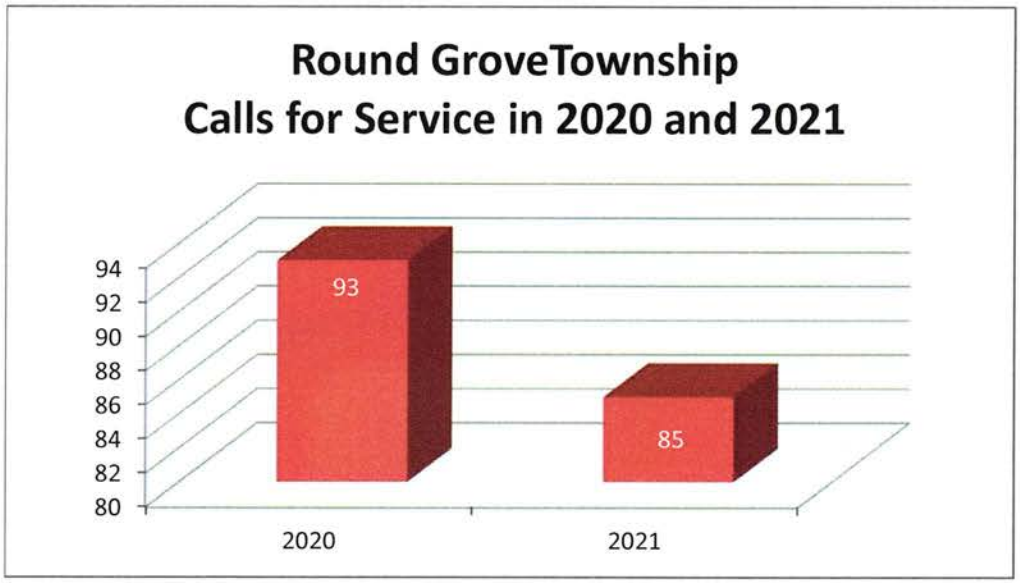
Round GroveTownship
Calls for Service in 2020 and 2021
94
92
90
88
86
84
82
80
93
85
2020
2021

Call Breakdown For

SUMTER TOWNSHIP

Event Type	2020 Qty	2021 Qty	Plus/ Minus
911 Hangup	5	9	4
Abandoned Vehicle	1	1	0
Accident	21	16	-5
Alarm	3	0	-3
Animal Complaint	13	4	-9
Assault	0	3	3
Assists	10	12	2
Checks	1	4	3
Child Custody	0	0	0
Complaint	2	2	0
Disturbance	1	5	4
Domestic	2	2	0
Driving/Vehicle Complaint	25	28	3
Drug Activity	0	1	1
Extra Patrol	1	0	-1
Fire	6	3	-3
Fraud	1	3	2
Harassment	1	0	-1
House Watch	0	0	0
Information	2	3	1
Issue Seizure Tag	1	0	-1
Juvenile	1	0	-1
Medical	10	5	-5
Mental Health	0	0	0
Missing Person	0	1	1
Motorist Assist	34	37	3
Nuisance Property/Blight	6	2	-4
Paper Service	7	4	-3
Parking	0	0	0
Permit Handgun Carry	12	9	-3
Permit/Registration	10	5	-5
Predatory Offender Registration	1	0	-1
Property Damage	2	0	-2
Repossess	1	0	-1
Road Hazard/Obstruction	2	8	6
Suicide	1	2	1
Suspicious	15	7	-8
Theft	3	3	0
Threats	1	1	0
Traffic Stop	153	134	-19
Tresspass/Unwanted	0	3	3
Utilities	0	3	3

Call Breakdown For

SUMTER TOWNSHIP

Event Type	2020 Qty	2021 Qty	Plus/ Minus
Vehicle in Ditch	10	17	7
Vulnerable Adult	1	0	-1
Warrant	1	0	-1
Weapon Violation/Shots Fired	0	1	1
Totals by Year	**367**	**338**	**-29**

Decrease of Calls for Service from 2020 to 2021 -8.58%

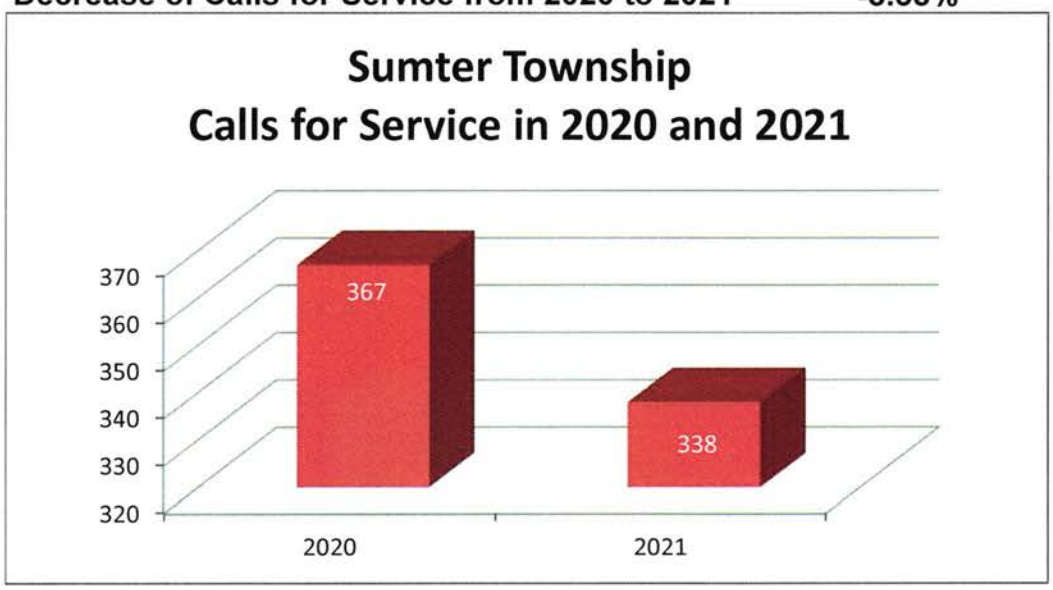

Call Breakdown For

WINSTED TOWNSHIP

Event Type	2020 Qty	2021 Qty	Plus/ Minus
911 Hangup	32	70	38
Abandoned Vehicle	1	1	0
Accident	29	27	-2
Agency Assist	0	2	2
Alarms	25	16	-9
Animal Complaint	13	19	6
Assault	0	2	2
Assists	22	25	3
ATV/Boat/Snowmobile Complaint	0	2	2
Boat & Water Patrol	3	2	-1
Burglary	1	5	4
Checks	15	15	0
Child Custody	4	3	-1
Child Protection	0	0	0
Complaint	3	3	0
Criminal Sexual Conduct	0	1	1
Disturbance	4	24	20
Domestic	2	8	6
Driving/Vehicle Complaint	35	43	8
Drug Activity	2	1	-1
Extra Patrol	6	2	-4
Fight	0	3	3
Fire	19	13	-6
Fireworks	1	0	-1
Fraud	3	6	3
Harassment	1	4	3
Hospice	0	0	0
House Watch	1	0	-1
Information	10	9	-1
Issue Seizure Tag	2	0	-2
Juvenile	3	7	4
Liquor Violation	0	1	1
Lost & Found	4	73	69
Medical	26	53	27
Mental Health	1	3	2
Missing Person	2	2	0
Motorist Assist	45	26	-19
Nuisance Property/Blight	3	4	1
Obscenity/Exposure	0	1	1
Open Door/Window	2	0	-2
Paper Service	4	9	5
Parking	1	1	0

Call Breakdown For

WINSTED TOWNSHIP

Event Type	2020 Qty	2021 Qty	Plus/ Minus
Permit Handgun Carry	33	24	-9
Permit/Registration	21	8	-13
Phone Call	0	1	1
Predatory Offender Registration	0	1	1
Preliminary Breath Test	0	0	0
Property Damage	6	6	0
Prowler/Peeper	0	0	0
Repossess	0	0	0
Road Hazard/Obstruction	8	7	-1
Stolen Property/Receive/Concealing	0	1	1
Stop Arm Violation	0	1	1
Suicide	3	4	1
Suspicious	35	54	19
Theft	6	6	0
Threats	3	3	0
Tow	1	0	-1
Traffic Stop	149	179	30
Transports/Escorts	2	0	-2
Tresspass/Unwanted	4	8	4
Utilities	0	0	0
Vehicle in Ditch	12	2	-10
Violation of Court Order	0	0	0
Vulnerable Adult	0	0	0
Warrant	1	0	-1
Weapon Violation/Shots Fired	1	0	-1
Totals by Year	**610**	**791**	**181**

Increase of Calls for Service from 2020 to 2021 29.67%

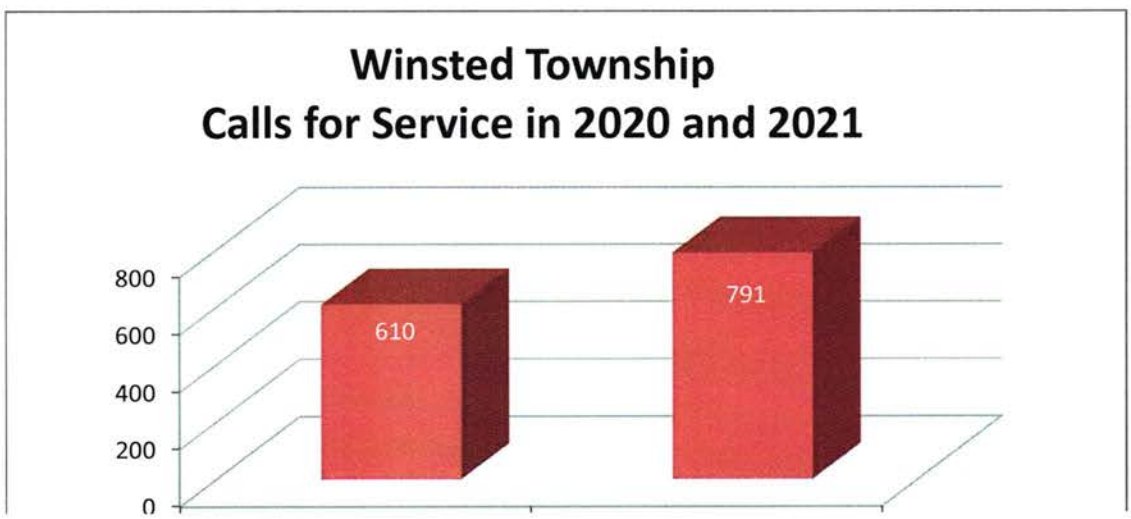

Call Breakdown For

CITY OF BISCAY

Event Type	2020 Qty	2021 Qty	Plus/ Minus
911 Hangup	4	4	0
Abandoned Vehicle	0	0	0
Accident	4	2	-2
Agency Assist	0	1	1
Alarms	2	3	1
Animal Complaint	1	2	1
Assault	0	1	1
Assists	5	10	5
Burglary	1	1	0
Checks	4	4	0
Child Protection	2	1	-1
Complaint	0	1	1
Criminal Sexual Conduct	0	1	1
Disturbance	1	5	4
Domestic	1	0	-1
Driving/Vehicle Complaint	4	7	3
Drug Activity	0	0	0
Extra Patrol	1	1	0
Fire	1	1	0
Fireworks	1	1	0
Fraud	0	1	1
Harassment	0	2	2
House Watch	0	0	0
Information	2	1	-1
Juvenile	0	0	0
Lost & Found	0	1	1
Medical	2	2	0
Mental Health	1	0	-1
Missing Person	0	1	1
Motorist Assist	1	1	0
Nuisance Property/Blight	0	1	1
Open Door/Window	0	0	0
Paper Service	0	4	4
Parking	1	0	-1
Permit Handgun Carry	1	0	-1
Permit/Registration	1	1	0
Predatory Offender Registration	1	1	0
Property Damage	3	0	-3
Prowler/Peeper	0	0	0
Road Hazard/Obstruction	0	0	0
School Resource / Public Relations	0	1	1
Suicide	0	0	0

Suspicious	7	2	-5
Test Call	1	0	-1
Theft	0	1	1
Township Board Meeting	0	1	1
Traffic Stop	13	12	-1
Training/Meeting	0	0	0
Vehicle in Ditch	1	0	-1
Totals by Year	**67**	**79**	**12**

Increase of Calls for Service from 2020 to 2021 6.06%

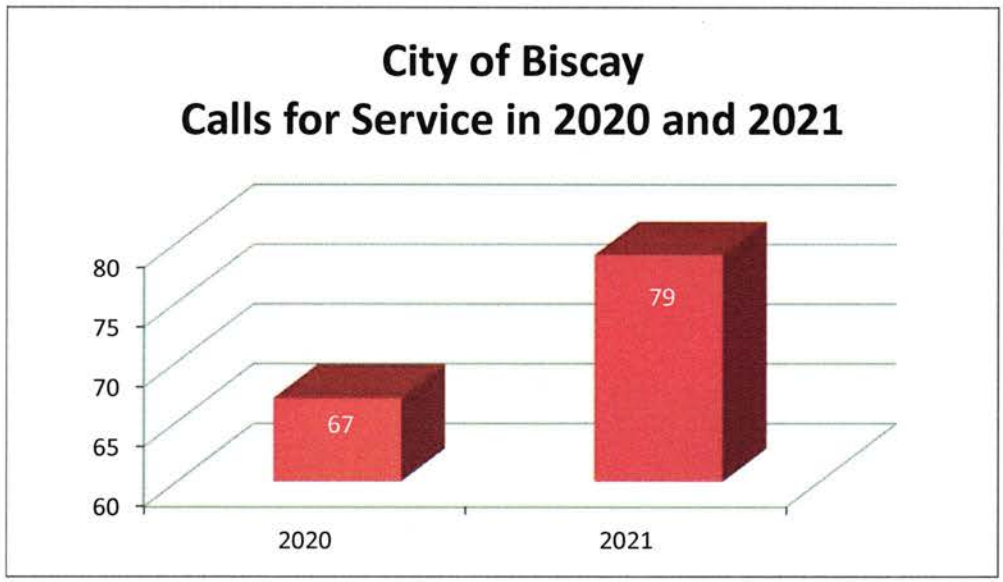

Call Breakdown For

CITY OF PLATO

Event Type	2020 Qty	2021 Qty	Plus/ Minus
911 Hangup	1	4	3
Abandoned Vehicle	0	1	1
Accident	2	1	-1
Alarms	2	4	2
Animal Complaint	0	2	2
Assault	0	0	0
Assists	4	10	6
Burglary	1	0	-1
Checks	12	11	-1
Child Custody	0	2	2
Child Protection	1	0	-1
Complaint	1	2	1
Criminal Sexual Conduct	2	0	-2
Disturbance	2	1	-1
Domestic	2	1	-1
Driving/Vehicle Complaint	2	1	-1
Drug Activiet	0	0	0
Extral Patrol	0	1	1
Fire	2	3	1
Fireworks	2	0	-2
Fraud	2	0	-2
Harassment	0	0	0
Homicide	0	1	1
Information	1	1	0
Juvenile	1	1	0
Kidnapping	0	1	1
Lost & Found	1	0	-1
Medical	13	14	1
Missing Person	0	0	0
Motorist Assist	0	1	1
Nuisance Property/Blight	0	1	1
Open Door/Window	1	0	-1
Paper Service	1	4	3
Parking	1	1	0
Permit Handgun Carry	14	11	-3
Permit/Registration	3	2	-1
Predatory Offender Registration	0	0	0
Property Damage	1	3	2
Protection Order	0	1	1
Repossess	0	0	0
Road Hazard/Obstruction	1	0	-1
School Resource/Public Relations	0	0	0

Call Breakdown For

CITY OF PLATO

Event Type	2020 Qty	2021 Qty	Plus/ Minus
Suspicious	12	13	1
Theft	3	1	-2
Threats	0	1	1
Township Board Meeting	1	2	1
Traffic Stop	9	10	1
Training/Meeting	0	1	1
Transports/Escorts	4	1	-3
Utilities	0	1	1
Violation Court Order	1	0	-1
Vulnerable Adult	1	0	-1
Warrant	0	1	1
Weapon Violation / Shots Fired	0	1	1
Totals by Year	**107**	**118**	**11**

Increase of Calls for Service from 2020 to 2021 10.28%

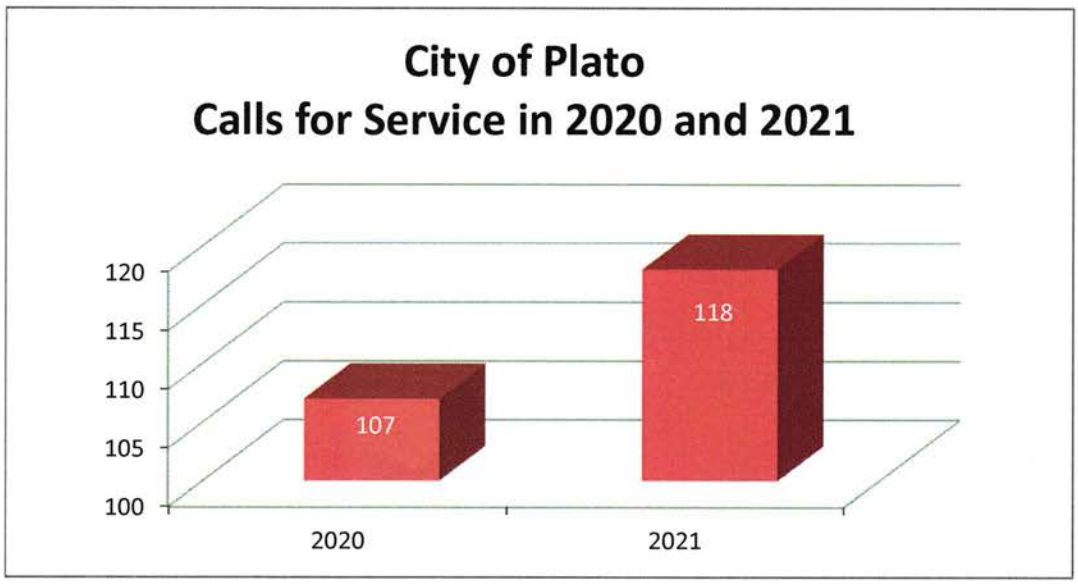

Call Breakdown For

CITY OF SILVER LAKE

Event Type	2020 Qty	2021 Qty	Plus/ Minus
911 Hangup	20	32	12
Abandoned Vehicle	1	0	-1
Accident	5	6	1
Administrative	1	1	0
Alarms	10	9	-1
Animal Complaint	4	16	12
Assault	1	5	4
Assists	27	32	5
Burglary	1	3	2
Checks	20	27	7
Child Custody	0	1	1
Child Protection	2	1	-1
Complaint	2	3	1
Contract	152	365	213
Counterfeit/Forgery	3	2	-1
Criminal Sexual Conduct	1	2	1
Disturbance	10	5	-5
Domestic	12	7	-5
Driving/Vehicle Complaint	5	7	2
Drug Activity	2	2	0
Extra Patrol	1	4	3
Fight	3	1	-2
Fire	4	6	2
Fireworks	1	0	-1
Fraud	1	4	3
Harassment	3	4	1
House Watch	1	0	-1
Information	13	9	-4
Issue Seizure Tag	2	0	-2
Juvenile	0	9	9
Lost & Found	0	7	7
Medical	38	76	38
Mental Health	6	2	-4
Missing Person	0	2	2
Motorist Assist	4	10	6
Nuisance Property/Blight	1	4	3
Open Door/Window	8	2	-6
Ordinance	2	0	-2
Paper Service	7	16	9
Parking	5	15	10
Permit Handgun Carry	18	14	-4
Permit/Registration	10	10	0
Predatory Offender Registration	0	5	5

Call Breakdown For

CITY OF SILVER LAKE

Event Type	2020 Qty	2021 Qty	Plus/ Minus
Property Damage	3	4	1
Protection Order	2	1	-1
Repossess	0	1	1
Road Hazard/Obstruction	1	0	-1
Search Warrant	0	2	2
Stolen Property/Receive/Concealing	1	0	-1
Suicide	5	1	-4
Suspicious	56	59	3
Test Call	1	0	-1
Theft	6	25	19
Threats	5	3	-2
Traffic Stop	60	65	5
Transports/Escorts	9	14	5
Tresspass/Unwanted	6	2	-4
Utilities	1	2	1
Vehicle in Ditch	1	0	-1
Violation of Court Order	1	4	3
Vulnerable Adult	1	0	-1
Warrant	6	2	-4
Weapon Violation/Shots Fired	3	0	-3
Totals by Year	**575**	**911**	**336**

Contract Began on August 18, 2020

Increase of Calls for Service from 2020 to 2021 **58.43%**

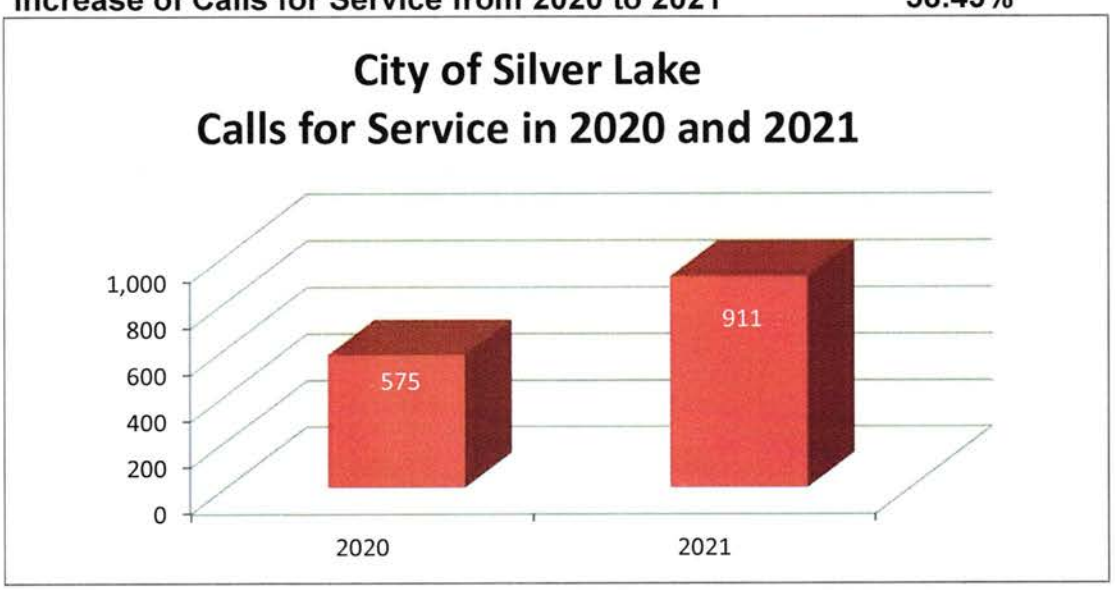

Call Breakdown For

CITY OF STEWART

Event Type	2020 Qty	2021 Qty	Plus/ Minus
911 Hangup	7	10	3
Abandoned Vehicle	0	1	1
Accident	5	3	-2
Administrative	0	0	0
Alarms	7	9	2
Alcohol Compliance	0	0	0
Animal Complaint	13	14	1
Assault	1	1	0
Assists	54	30	-24
Burglary	0	4	4
Checks	148	31	-117
Child Custody	10	7	-3
Child Protection	0	1	1
Complaint	2	1	-1
Contract	120	365	245
Counterfeit/Forgery	0	0	0
Criminal Sexual Conduct	1	0	-1
Death Investigation	0	2	2
Disturbance	3	10	7
Domestic	12	7	-5
Driving/Vehicle Complaint	8	9	1
Drug Activity	1	2	1
Extra Patrol	0	2	2
Fight	0	1	1
Fire	4	5	1
Fireworks	2	2	0
Fraud	3	6	3
Harassment	5	2	-3
House Watch	2	2	0
Information	7	2	-5
Issue Seizure Tag	0	0	0
Juvenile	2	4	2
Lost & Found	5	0	-5
Medical	29	37	8
Mental Health	0	2	2
Missing Person	0	1	1
Motorist Assist	10	4	-6
Nuisance Property/Blight	1	1	0
Open Door/Window	17	4	-13
Ordinance	1	0	-1
Paper Service	8	13	5
Parking	6	22	16
Permit Handgun Carry	14	14	0

Call Breakdown For

CITY OF STEWART

Event Type	2020 Qty	2021 Qty	Plus/ Minus
Permit/Registration	10	10	0
Phone Call	2	0	-2
Predatory Offender Registration	2	1	-1
Property Damage	3	6	3
Protection Order	1	1	0
Repossess	1	0	-1
Road Hazard/Obstruction	2	2	0
Search Warrant	0	1	1
Suicide	0	1	1
Suspicious	28	34	6
Test Call	1	0	-1
Theft	9	3	-6
Threats	0	2	2
Township Board Meeting	0	1	1
Traffic Stop	52	55	3
Training/Meeting	0	0	0
Transports/Escorts	6	4	-2
Tresspass/Unwanted	1	3	2
Utilities	1	2	1
Vehicle in Ditch	1	0	-1
Violation of Court Order	1	4	3
Vulnerable Adult	1	0	-1
Warrant	5	2	-3
Weapon Violation/Shots Fired	3	0	-3
Totals by Year	**638**	**763**	**125**
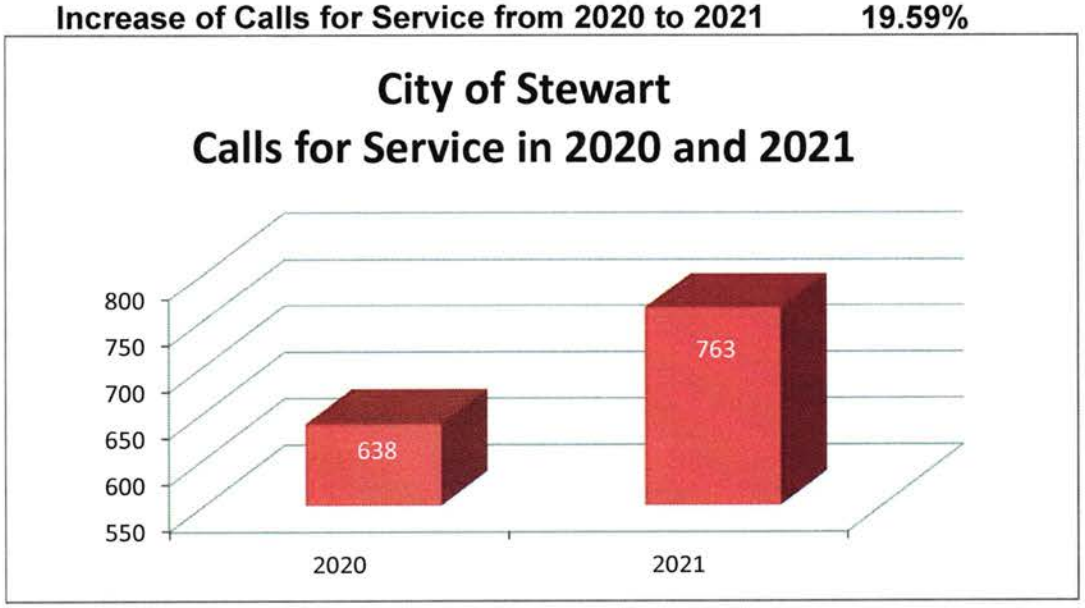
Increase of Calls for Service from 2020 to 2021 19.59%