





2015
YEAR END
REPORT

TABLE OF CONTENTS

1. Staff


 *Staff Listing*

2. Emergency Management

 *Year End Report*

 *Calls*

3. Calls for Service (Dispatch)

 *Calls for Service*

- ❖ Summary of Part 1 Crimes
- ❖ Summary of Part 2 Crimes
- ❖ Summary of all Calls for Service
- ❖ Monthly Breakdown of Calls for Service (2013-2015)


4. Carry Conceal-Guns

- ❖ *5 year comparison-Permits Issued*
- ❖ *5 year comparison-Dollars*

5. Civil Process

- ❖ Civil Papers Served by type in 2015
- ❖ Total Dollars Earned – Civil Process- 5 yr. Comparison
- ❖ Civil Papers Served by type – 2011 to 2015 Comparison

6. Jail

 *Inmate Charges*

- ❖ 2015 Summary by type of crime
- ❖ 5 year comparison by type of crime
- ❖ 2015 Summary-Severity of Charges
 - a) Crimes Against Family
- ❖ 5 year comparison by severity of crimes

7. Emergency Response Team (ERU)

✚ 2015 Activity (County ERU Team)

8. SWMDTF (Southwest Metro Drug Task Force)

✚ 2015 Report

9. Township/City-Calls for Service-2 year comparison

✚ Acoma Township
✚ Bergen Township
✚ Biscay City
✚ Collins Township
✚ Glencoe Township
✚ Hale Township
✚ Hassan Valley Township
✚ Helen Township
✚ Hutchinson Township
✚ Lynn Township
✚ Penn Township
✚ Plato City
✚ Rich Valley Township
✚ Round Grove Township
✚ Sumter Township
✚ Winsted Township

"Our mission as the McLeod County Sheriff's Office is to protect and serve our community in an efficient and professional manner"

2015 STAFF

McLeod County Sheriff's Office-2015

Staff by Division with years of service

Administration

Rehmann, Scott
Langensfeld, Tim

Sheriff 14 yrs
Chief Deputy 9 yrs

Emergency Mgmt

Mathews, Kevin

Deputy-Emer Srvs 18 yrs

Office Staff

Zajicek, Rhonda
Mead, Connie
Ward, Beth
Ogren, Kathy
Petzel, Emily
Rieger, Barb

Office Manager 13 yrs
Civil Process 15 yrs
Technical Spec I 11 yrs
Technical Spec I 6 yrs
Technical Spec I 3 yrs
Software Spec 14 yrs

Communications (Dispatch)

Otto, Jennifer
Davis, Sara
Dording, Elisa
Haun, Heather
Hildremyr, Karin
Housenick, Teresa
Kroll, Meredith
Matson, Derrek
Reynolds, Leah
Sandgren, Angela
Wakefield, Travis
Jewell, Misti
Mendoza, Karina

Communications Sgt 18 yrs
Comm. Officer 5 yrs
Comm. Officer 11 yrs
Comm. Officer
Comm. Officer
Comm. Officer 13 yrs
Comm. Officer 7 yrs
Comm. Officer
Comm. Officer 7 yrs
Comm. Officer 12 yrs
Comm. Officer 1 yr
PT Comm. Officer
PT Comm. Officer 2 yrs

Investigations/Civil/Baliff

Gronlund, Richard
Boraas, Jayson
Fredrickson, Jessica
Oliver, Joe
Geiken, Pat
Malz, Angela
Rossow, Craig

Investigation Sgt 23 yrs
Civil/Court Sgt 22 yrs
Investigator 11 yrs
Investigator 17 yrs
DARE officer 11 yrs
Deputy-Baliff 16 yrs
Deputy-Baliff 14 yrs

Jail

Jones, Katherine
Baune, Brenda
Jannusch, Sheryle
Lilienthal, Jane
Rogers, Glen
Munsch, Doug
Cox, Jonathan
Feltmann, William
Jex, Shannon
Jindra, Jason
Kahn, Ashley
Lehmann, Justine
Morris, Scott
Roberts, Bret
Schroeder, Loni
Wilkins, Peggy
Neuman, Kim

Assistant Jail Admin 16 yrs
Corrections Sgt 16 yrs
Corrections Sgt 14 yrs
Corrections Sgt 32 yrs
Corrections Sgt 13 yrs
Corrections Corp 19 yrs
Correctional Officer 2 yrs
Correctional Officer 10 yrs
Correctional Officer 3 yrs
Correctional Officer 7 yrs
Correctional Officer 7 yrs
Correctional Officer 7 yrs
Correctional Officer 6 yrs
Correctional Officer 11 yrs
Jail Programmer 10 yrs

Patrol Division

Liepold, Alan
Ward, Aaron
Wawrzyniak, Scott
Brennhofer, Don
Caturia, Darrell
DeMeyer, Andrew
Kroll, Billy
LaPlante, Chad
Nortrom, Miranda
Reynolds, Ken
Rolf, Matt
Schultz, Taylor
Stiles, Brian
Wyatt, Matt
Bauer, Kenneth
Hintz, Nathan
Machaby, John
Kirchoff, Dan
Stotts, Casey
Thompson, Justin

Patrol Sgt 18 yrs
Patrol Sgt 17 yrs
Patrol Sgt 11 yrs
Deputy 1 yr
Deputy
Deputy 9 yrs
Deputy 9 yrs
Deputy 16 yrs
Deputy 4 yrs
Deputy 9 yrs
Deputy 17 yrs
Deputy 1 yr
Deputy 13 yrs
Deputy 2 yrs
PT Deputy 12 yrs
PT Deputy 1 yr
PT Deputy 2 yrs
Deputy-Civil 28 yrs
PT Deputy 6 yrs
PT Deputy 4 yrs

Staff Turnover for 2015

Promotioned to Full Time

1 Part Time Deputy

New Employees for 2015

Currently Vacant

2 PT Deputy
1 Investigator

Employees who left in 2015

2 Communications Officer
1 Deputy
1 PT Deputy

Employees who moved to PT

1 Communications Officer

EMERGENCY MGMT



MCLEOD COUNTY EMERGENCY MANAGEMENT 2015 YEAR END REPORT

Major Events/Activities for 2015:

All Year	ARMER/800 MHz meetings and work (Re-programming for law and other radios; regional & local meetings, etc...)
April 6	Live on the CodeRED Next Platform
April	Avian Influenza Conference Calls & Planning
July 5	Accepted as a NOAA Weather-Ready Nation Ambassador
December 15	EOP County Board Review & Approval

Attended These Trainings –

January 27 & 28	Ingestion Pathway Workshop in Monticello
January 29	Mass Care Tabletop via VCT
February 10	PDS 242 Effective Communications (Gov EM Conf)
February 19	Functional & Access Needs Presentation
March 17	Skywarn Training
April 20	Active Shooter Training at Camp Ripley
May 15	Regional Health Functional Exercise at South Central College in Mankato
May 27	Elected Officials Trng with Joe Kelly in Sibley County
June 17	Courthouse Security Trng in Blue Earth County
August 11	ECN Launcher Webinar
September 8	EM County Board Workshop
September 10	OSHA Classroom Safety Training
September 15	Handgun & Rifle Training and Qualification
September 17	Mass Fatality Workshop in Mankato
September 29	Evaluator for Hutchinson Health Disaster Exercise
October 19	Evaluator for Winsted Active Shooter Drill
October 23	Mace & Less Lethal
November 18	Defensive Tactics
November 19	Resiliency Training with Sandcreek
December 1	County Attorney Training
December 9	Mass Fatality Workshop & Tabletop in Mankato
December 10	School Vaccination Exercise @ Park Elementary

Taught These Trainings –

March 26	Coordinated IS 100 & 200 training for SO Supv
April 16	Coordinated IS 700 training for SO Supv
May 11	OSHA Training for Mounted Posse

Meetings & Conferences:

February, August, & November	Region V Emergency Management meetings
January, March, April, May, July, Sept, December	Regional Advisory Committee meetings in Mankato
April 14	Disaster Update Meeting with Department Heads
February 10-12	Governor's Emergency Management Conference
April 27-29	Interoperability Conference
May 5-7	MN Safety & Health Conference
September 20-23	AMEM Conference with deputy EMD
September 15	County/City EM Meeting

Presentations Conducted:

January, February, March, April, May, June, July, August, October, November, & December	New Employee Orientations
March 31	Severe Weather Talk with Hutch Kiwanis
April 13	EM Presentation to PEO Group
June 18	Cable Ave (Winsted Airport) Closure Public Open House
July 28	Meeker McLeod Sibley CHS Mass Fatality Workshop

Severe Weather: These totals are for summer storms only and do not include winter storms. These watches and warnings include Tornadoes, Severe Thunderstorms, and Flash Floods. Advisories are not included in the totals. *Effective May 10, 2011 ... emergency management director no longer responds to severe thunderstorm warnings unless there is confirmed damage or tornadoes.*

Watches	
March	0
April	0
May	1
June	2
July	3
August	4
September	1

Warnings	
March	0
April	0
May	1
June	0
July	2
August	0
September	1

Spotter Activations	
March	0
April	0
May	1
June	0
July	0
August	0
September	1

Contacts while off duty (other than severe weather watches/warnings):

January:

February:

March: 3rd (7:50pm) call from Pearl at Hutch Kiwanis about speaking at their meeting; 10th (7:24am) call from HSEM about EMPG grant supplanting; 30th (8:30pm) call from Pearl confirming Kiwanis talk

April: 8th (5:25pm) call from Sharon Smith about sirens at Lake Marion; 8th (8:21pm) call from Silver Lake Fire Chief about NIMS training; 14th (5:03pm) call from Glencoe Fire Chief about burning restrictions; 19th (3:15pm) call from 1202 about PPE for Active Shooter Trng @ Camp Ripley

May: 5th (7:42pm) call from 1101 about the projector at the North Complex

June: 23rd (5:17pm) call from Stewart Fire Chief about radio programming

July: 23rd (7:24pm) call from Hutch Fire about a house fire and ARC assistance; 23rd (7:25pm) text from Winsted Fire Chief about city drill in October; 26th (10:37am) call from Glencoe Fire Chief about light tower

August:

September:

October:

November:

December:

Miscellaneous:

- Revised the Emergency Operations Plan (EOP) and Resource Manual
 - County Board Review December 15, 2015
- Performed patrol shifts and miscellaneous law enforcement duties as needed
- Set up & Tear down Station #1 at Winstock
- Set up & Tear down Station #1 at Fair
- Completed 3 new employee orientations for the sheriff's office

CALL FOR SERVICE

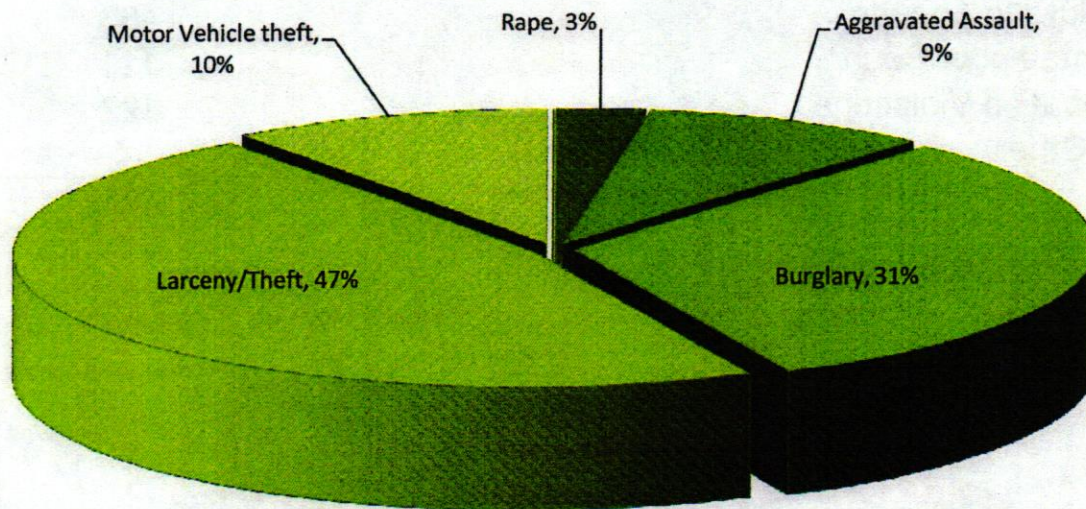
PART ONE CRIMES

2015

Homicide	0
Rape	3
Robbery	0
Aggravated Assault	10
Burglary	35
Larceny/Theft	52
Motor Vehicle theft	11
Arson	0
Total Part I Crimes for 2015	111

SUMMARY OF PART I CRIMES

2015



PART TWO CRIMES

2015

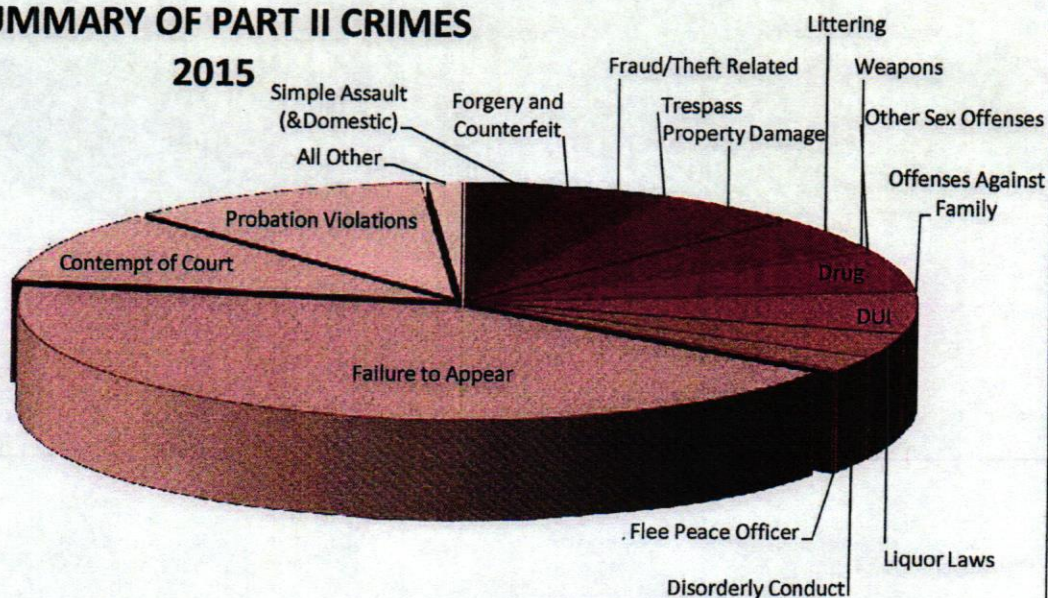
- Simple Assault (&Domestic)	39
- Forgery and Counterfeit	2
- Fraud/Theft Related	38
Embezzlement	0
Stolen/Possessing	0
Trespass	0
- Property Damage	57
- Littering	47
- Weapons	3
- Other Sex Offenses	7
- Drug	61
Offenses Against Family	0
- DUI	63
- Liquor Laws	37
- Disorderly Conduct	23
- Flee Peace Officer	2
Failure to Appear	463
- Contempt of Court	111
- Probation Violations	122
All Other	14

Total Part II Crimes for 2015

1089

SUMMARY OF PART II CRIMES

2015



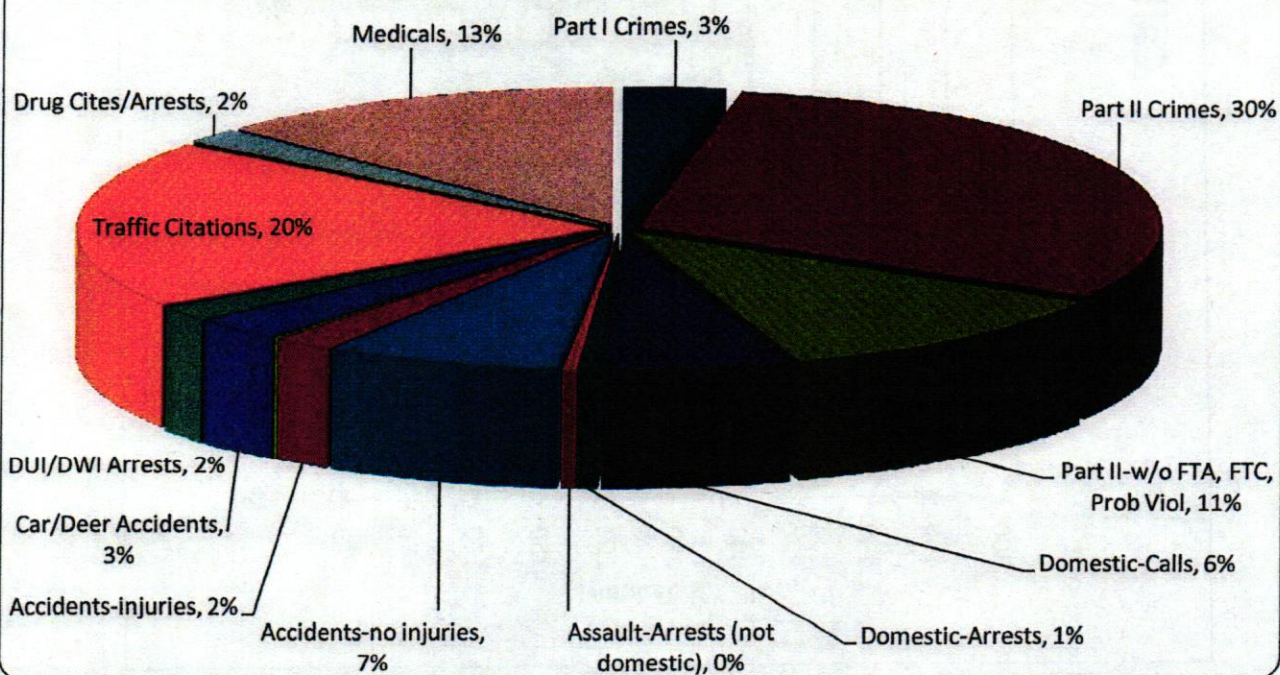
CALLS FOR SERVICE **SUMMARY-2015**

Part I Crimes	111
Part II Crimes	1089
Part II-w/o FTA, FTC, Prob Viol	394
Domestic-Calls	205
Domestic-Arrests	23
Assault-Arrests (not domestic)	16
Accidents-no injuries	260
Accidents-injuries	64
Accidents-fatality	5
Car/Deer Accidents	106
DUI/DWI Arrests	63
Traffic Citations	707
Drug Cites/Arrests	61
Medicals	453


Total Calls for Service 2015

3557


SUMMARY OF CALLS FOR SERVICE 2015



Calls for Services by Month 2013 - 2015



Yearly Comparison of Total Calls for Service 2013-2015



CARRY CONCEAL PERMITS

Permits to Carry and Conceal Hand Guns

New Applications

	2011	2012	2013	2014	2015
January	5	7	44	18	21
February	11	26	47	26	22
March	16	14	26	43	32
April	11	15	89	32	35
May	16	16	36	21	17
June	7	10	19	14	21
July	2	12	22	18	15
August	7	32	26	17	22
September	2	16	31	20	14
October	9	23	7	26	25
November	7	20	17	14	16
December	8	48	14	23	50
	101	239	378	272	290

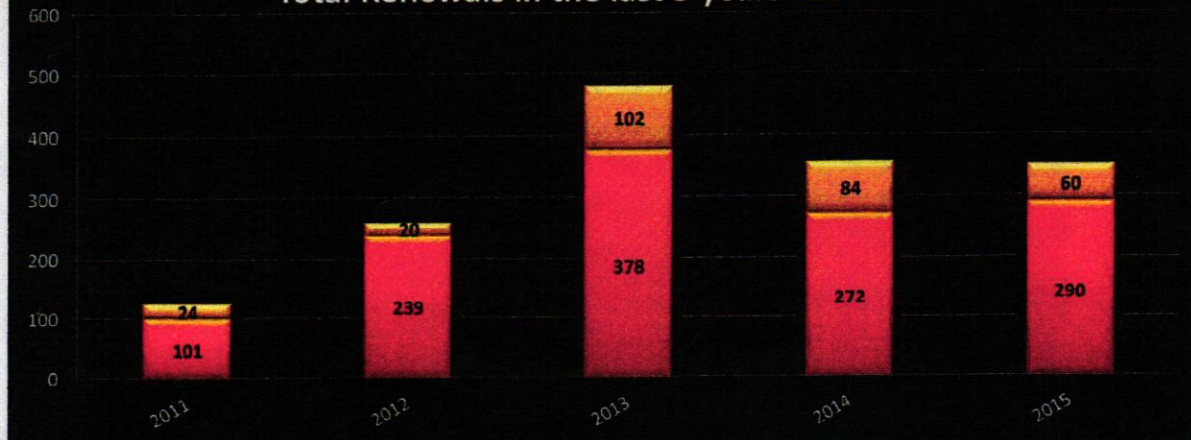
Grand Total New Applications Issued 1280

Renewals

	2011	2012	2013	2014	2015
January	2	2	1	7	2
February	4	2	5	13	1
March	1	1	3	18	2
April	2	3	8	16	6
May	2	3	7	8	5
June	2	1	7	3	13
July	2	1	25	3	8
August	1	2	14	5	3
September	1	1	10	5	6
October	0	2	4	5	4
November	5	1	7	0	8
December	2	1	11	1	2
	24	20	102	84	60

Grand Total Renewal Applications Issued 290

Permits to Carry/Conceal Handguns Issued
By McLeod County
Total New Permits Issued in the last 5 years - 1280
Total Renewals in the last 5 years - 290

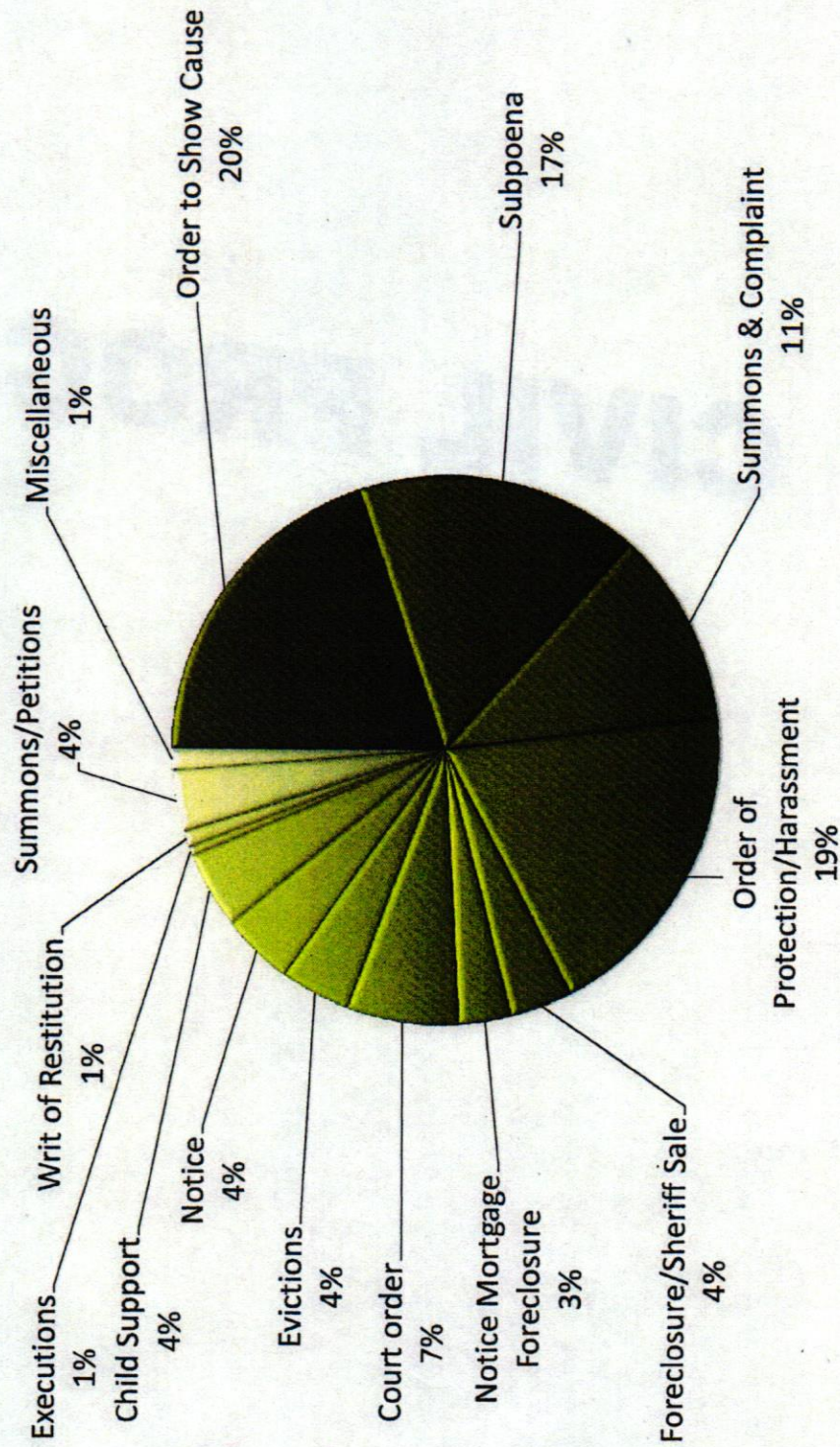


Revenue for the last 5 years
Permits to Carry/Conceal Handgun
Total of \$117,675




CIVIL PROCESS

Civil Papers Served in 2015 by Type
1563 total papers served
earnings of \$34,270.04




McLeod County Sheriff's Office 2011-2015 Comparison Civil Paper Fees



	Yearly Fee Amounts
2011	\$51,575.86
2012	\$48,678.15
2013	\$40,952.18
2014	\$36,493.20
2015	\$34,270.04

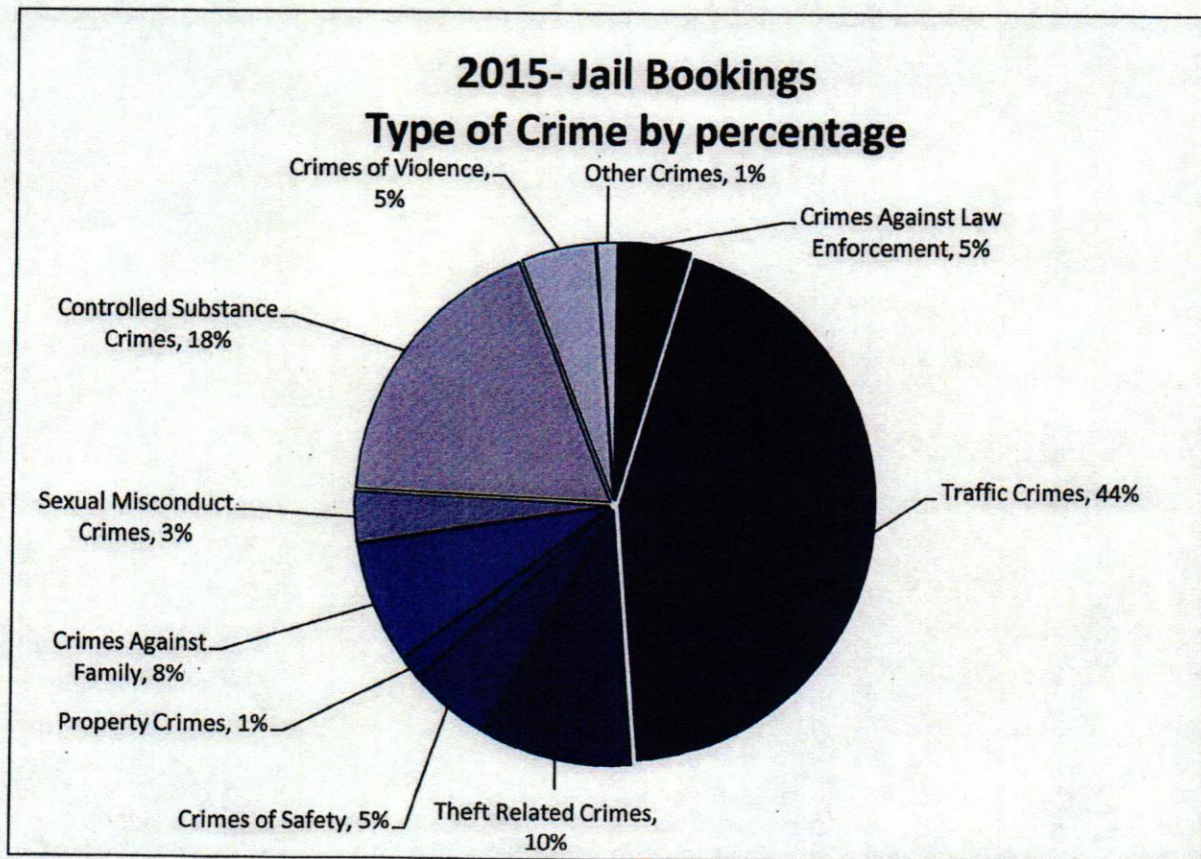
McLeod County Sheriff's Office 2011-2015 Comparison Civil Papers Served by Type




JAIL

Inmate Charges by type **2015 Summary**

Crimes Against Law Enforcement	79
Traffic Crimes	765
Theft Related Crimes	167
Crimes of Safety	90
Property Crimes	24
Crimes Against Family	132
Sexual Misconduct Crimes	56
Controlled Substance Crimes	316
Crimes of Violence	82
Other Crimes	23
	1734



McLeod County Jail Bookings 5 year comparison by crime type

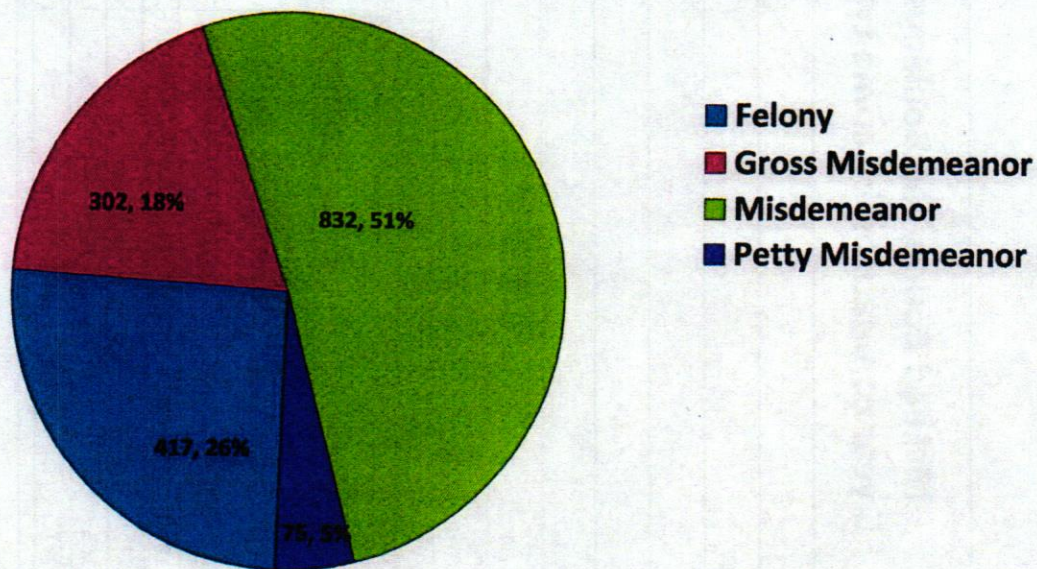


McLeod County Jail 2015 Booking Summary

Severity of Charges

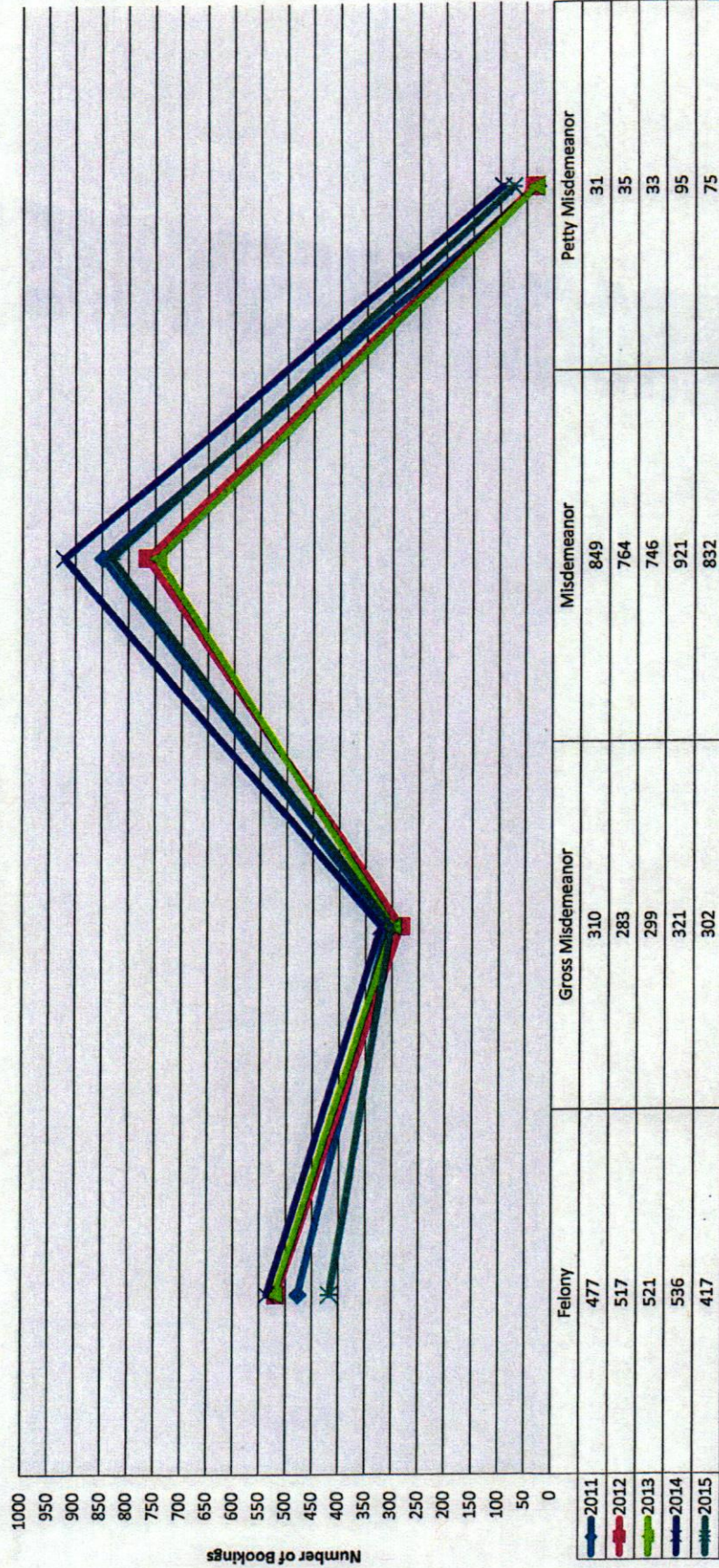
Type	# charges	Percentage
Felony	417	26%
Gross Misdemeanor	302	19%
Misdemeanor	832	51%
Petty Misdemeanor	75	5%
Total 2015 Charges		1626

Severity of Charges-2015



Total Bookings for 2015 = 1,037
 1,006 adults & 31 juveniles
 295 female & 742 male

Type of Bookings for the McLeod County Jail 2011 to 2015



EMERGENCY RESPONSE TEAM



MEMORANDUM
POLICE / EMERGENCY MANAGEMENT SERVICES

TO: Chief Dan Hatten #2201

FROM: Sgt Eric Kilian #2225

DATE: January 30, 2016

RE: 2015 SRT activity report

Jan. 21, 2015 100 block 3rd Ave NW Hutchinson
Officers and members of the SWMDTF executed a search warrant for drugs. There was also information that suspects at the residence may be involved in a firearm theft where multiple firearms were stolen. Upon execution of the search warrant it was believed 2 people were barricaded in the basement. One of the suspects located upstairs stated 2 people were in the basement. Commands were given and nobody exited the basement. The first suspect when taken outside saw the suspects' truck was gone. She then stated the suspects must have left. Slow search was completed by Crow River SWAT personnel. Nobody was inside the basement. 2 remaining suspects were arrested when they returned to the residence a short time later.

Feb. 4, 2015 200 block Dale St SW Hutchinson
Officers were called to the residence for a domestic situation. Male suspect had threatened wife and made suicidal comments. Wife also believed he was drunk and using methamphetamines. Patrol officers responded and evacuated wife and infant child. Male suspect was upstairs and armed himself with a knife. Crow River SWAT was called. Officers continued negotiations with suspect. Suspect was upset and threw several items (including knives) downstairs at officers. Suspect attempted to jump out upstairs window, but stopped when he saw officers outside. Eventually suspect was subdued by taser and taken into custody.

April 18, 2015 200 block N.High Dr NW Hutchinson
Officer were called to an apartment where there was a suicidal female. Female with a history of mental illness grabbed a knife from the kitchen and locked herself in the bedroom. Family called for assistance. Officers responded and evacuated family and attempted negotiations. Crow River SWAT was called out. Reaction teams were deployed inside the apartment and outside

the window of the apartment. Negotiations were attempted, but there was no response from the subject. Exterior reaction team ultimately broke out bedroom window in order to get a visual on the subject. They saw subject and instructed her to put her hands in the air. She did not have the knife in her hands, so the interior team entered bedroom and took her into custody. She was taken to the hospital where a crisis hold was signed.

April 28, 2015 700 block Hilltop Dr NE Hutchinson

Officers were called to the address by a girlfriend who stated her boyfriend was suicidal and holding a gun to his head. Officers responded and established a perimeter and called out Crow River SWAT. SWAT officers responded and established a reaction team and started negotiations. Negotiators were able to convince the male to exit the residence without the handgun. He complied and was taken into custody and transported to the hospital.

June 17, 2015 150th St/Vale Ave McLeod

Deputies responded to a report of a suicidal male armed with a handgun. The subject's wife reported the male left the residence, was suicidal, possibly relapsed, and was armed with a handgun. Deputies located the subject's vehicle near a wildlife area off Vale Ave. A deputy on the SWAT team took the lead on the call and coordinated a plan to search for the subject. They did not want to make a hasty approach and risk setting off a violent encounter with the subject. Hutchinson officers on the SWAT team assisted with searching with thermal/night vision. They located a heat signature in the vehicle. While planning their tactical approach, the subject appeared in the car and started driving away. They stopped the vehicle and conducted a high risk stop. The subject complied with commands and was taken into protective custody. A loaded .357 caliber handgun was recovered. The subject was taken to the hospital for a mental health evaluation. Glencoe and Brownston PDs also assisted.

Aug. 30, 2015 4000 block 180th St McLeod

Deputies responded to a call of a suicidal person with a gun. Subject had fled into nearby woods. Perimeter was established and State Patrol helo was called to assist. The caller stated the suspect had a handgun with him, because it was missing from the house. The subject was observed for a short time and officer did not see a weapon. The caller ultimately searched house and found the missing handgun. It was determined the subject did not have any weapon since all were accounted for. Weapons were seized for safe keeping and officers cleared the scene.

Sept. 13, 2015 1400 Elm St Glencoe

Glencoe officers were sent to the address on a domestic situation. Upon arrival to the area it was learned the caller went to another house for her safety. A Glencoe officer met with the victim. While speaking with the victim, the suspect (husband) sent a photo showing him with a shotgun pointed at his head. A deputy on the SWAT team organized other officers in forming a defensive perimeter around the house. Once established the Glencoe officer called the suspect and began negotiations over the phone. The suspect ultimately exited the home without the shotgun and surrendered to officers outside. Officers searched the home and found a loaded shotgun in the basement. There were several other firearms found in the basement. They were taken by another family member for safekeeping. The suspect was taken to the hospital for an mental health evaluation.

Sept. 14, 2015 4000 block 180th St McLeod
Deputies responded to call of a suicidal juvenile that fled into woods with knives and "cap gun". Made statements he wanted to kill family and himself. Responding officers set up perimeter and could hear cap gun being fired in woods. A search plan was established and juvenile male was eventually located and taken into protective custody. He was transported to hospital.

Sept. 17, 2015 8000 block 195th St McLeod
Deputies responded to a violent domestic. Victim called 911 and stated husband choked her. Victim was able to break free and locked herself in the bathroom. Victim stated suspect was in the house with the children. Deputies arrived and met with victim and children. Suspect was believed to have fled the house. Deputies searched out buildings, but did not located suspect. Suspect then got into house and barricaded himself inside. Victim and children were taken away to safety. Deputies eventually made entry and suspect was taken into custody and charged with felony domestic.


Oct. 13, 2015 18000 Babcock Ave. Lester Prairie
Lester Prairie officer observed suspect who had 3 felony warrants and was using a fake ID at a residence. When confronted the suspect fled into a house. A perimeter was established and eventually entry was made to search for suspect. The suspect however fled out a window prior to perimeter. Wright County K9 called to assist. K9 tracked suspect to a corn crib near the home and located suspect. Suspect was arrested by arrest team.

Nov. 1, 2015 500 block Harmony Ln SW Hutchinson

SWAT was called to assist officers on a barricaded suspect possibly armed with a firearm. As SWAT was responding officers on scene stated shots were fired and officer was down. SWAT arrived and assisted with evacuating wounded officer and giving medical aid. Officer was shot in leg and transported to hospital. Suspect was shot and killed by another officer on scene.

Nov. 28, 2015 1700 block Newton Ave N Glencoe

Officers called to apartment complex on an assault complaint. The newspaper delivery person called to report he had been assaulted by a tenant in the building. Victim suffered a possible broken nose or cheek. Suspect then barricaded himself in apartment. SWAT officers working the road responded to assist. They established a reaction team and ultimately breached the door and attempted a breach and call out. Suspect still did not come out. Renville County K9 arrived to assist. When K9 officer announced presence the suspect came out and surrendered. He was charged with assault.



Southwest Metro Drug Task Force

Southwest Metro Drug Task Force

2015 Annual Report

Prepared for SWMDTF Governing Board
and its Participating Members

Submitted by Sgt. Jason Arras

March 15, 2016

Table of Contents

I.	2015 Annual Review.....	1-3
II.	Cases by Jurisdiction.....	4-5
III.	Enforcement Efforts.....	6
IV.	Drug Seizures/Purchases.....	6
V.	Weapons Seizures.....	6
VI.	Income/Revenue.....	7
VII.	Budget/Expenditures.....	7

I. 2015 Annual Review

"It is the mission of the Southwest Metro Drug Task Force to provide a comprehensive and multi-jurisdictional effort to reduce drug trafficking and its harmful consequences and to provide effective drug awareness education through the coordination and resource sharing of its participating agencies."

Overview

The Southwest Metro Drug Task Force in cooperation with local law enforcement and with the support of local communities once again experienced another successful year. These participating agencies have made a commitment to their community in deterring drugs to minimize the exposure to their citizens.

Over 2015, four out of the task forces five agents began their assignment with the task force. Our overall productivity remained consistently high. 2015 nearly mirrored 2014. In 2015 our task force investigated a total of 272 cases, compared to 274 cases in 2014. A total of 84 search warrants were conducted in 2015, compared to 83 in 2014. A total of 114 drug related arrests occurred in 2015 as compared to 120 in 2014. A total of 36 non-drug arrests occurred in 2015, compared to 20 in 2014.

As in the past, the four main drug threats in our service area have been cocaine, methamphetamine, heroin, and marijuana. Our service saw a slight increase of heroin. In 2014 we seized/purchased a total of 154.2 grams of heroin, while seizing/purchasing 178.85 grams in 2015. We are very aware of the national attention heroin currently has received through the media. The task force numbers parallel the state task force reporting numbers, which informs us, the volume of heroin is not nearly the concern as the lethality. Because of this, we have taken special interest and directed our attention on working heroin cases. In the past few years a majority of our heroin investigations involved the daily user who goes to Minneapolis or a western suburb to purchase their heroin. The user then returns to our service area and sells part of their heroin to supply their habit. We are now seeing sellers moving into our service area with larger amounts of heroin to sell. We will be focusing on the sales of heroin during 2015. Below are the aforementioned drugs having the biggest impact in our service area while comparing 2014 with 2015.

<u>Drugs</u>	<u>2014</u>	<u>2015</u>	<u>Increase/Decrease</u>
Heroin	154.2/g	178.85/g	↑ 14%
Methamphetamines	626.14/g	2143.52/g	↑ 242%
Marijuana	12810/g	5926.31/g	↓ 54%
Cocaine	23.10/g	*779.31/g	↑ *3274%

*719.3 grams were seized on one SW. Subtracting this from the total, we still saw a 160% increase.

Methamphetamines have been increasing for quite some time. In 2009-2014, the reporting task forces have seen a 267% increase. Our task force data mirrors the entire state.

During 2014 we observed an increase of marijuana wax, which is a concentrated form of marijuana. We seized purchased 33 grams in 2014 and saw a 534% increase in 2015 by totaling 209.18 grams seized/purchased. We are also seeing larger amounts of hash oils, and other concentrated oils being made in residences.

As in the past, we are aware that those involved in trafficking and using controlled substances are highly mobile and any arrest or seizure in one community will likely impact the drug trade in neighboring communities. Based on our awareness of this, our goal for 2015 is to continue our focus on the felony level distributors of drugs and to continue providing our assistance to local law enforcement in an effort to increase their enforcement of street level drug crimes.

Thank you for your continued support.

Significant Cases

On 05/11/2015 we executed a search warrant in St. Paul after obtaining probable cause through a controlled buy. We worked with the St. Paul Police Department and also members of Ramsey County during the operation. This operation led to seizing multiple varieties of drugs, substantial amount of money and significant charges to a drug dealer.

Case conclusion totals are as follows:

1. 13 Units of LSD
2. 22 grams of marijuana
3. 21 grams of marijuana wax
4. 18 grams of MDMA (ecstasy)
5. 233 of Mushrooms
6. Totalling approximately \$10,340.00 in street value
7. \$6,562.00 dollars US Currency - taken for forfeiture
8. Adult male was charged with 1st, 2nd, 3rd, 5th Degree Sales and 2nd, 3rd, 5th Degree Possession

In July of 2014, we began to investigate a heroin drug trafficking organization (DTO) based out of the Minneapolis area. We collaborated with members of the DEA throughout the investigation. In October of 2014, we and DEA began working undercover operations into the organization by posing as heroin dealers. From October of 2014 to February of 2015, we purchased large quantities of heroin from multiple suppliers within the organization. In total, five undercover buy operations were coordinated. Each undercover buy operation allowed Agents to gather vital information to further their investigation into the organization. On February 25th of 2015, the case was concluded by coordinating the service of three residential search warrants and a controlled buy/bust operation.

On 02/04/2016, our agent and DEA attended a federal proffer for the lead organizer and/or manager of the heroin DTO. As a result of the proffer, it was determined that our agent would testify against the lead organizer during his sentencing hearing.

On 02/11/2016, they gave testimony about the seven month investigation into the heroin DTO. As a result of the testimony given, the Federal Judge ruled in favor of the prosecution on three different charges and/or arguments. The Federal Judge sentenced the lead organizer and/or manager to the maximum sentence of five years for his crime.

Case conclusion totals are as follows:

1. Approximately 156.68 (\$23,800.00 street value) grams of heroin was purchased and/or seized
2. \$17,309.00 dollars US Currency - taken for forfeiture
3. 2008 Cadillac CTS - taken for forfeiture
4. Jeep Liberty -taken for forfeiture
5. Three adult males were federally charged with distributing 100 grams or more of heroin.
6. An adult female was charged with 1st degree sale of a controlled substance (conspiracy) and 2nd degree possession of a controlled substance.

On 9/20/2015, the SWMDTF was able to assist with Mesa Police Department in Arizona for a federal warrant for 1st Degree Homicide and Armed Robbery that occurred in 2005. SWMDTF, Mesa Police Department Homicide Detectives and Scott County Sheriff's Office Detectives worked together in arresting the suspect in Belle Plaine with no resistance.

Case conclusion totals are as follows:

1. Arrested suspect for 1st Degree Homicide and Armed Robbery
2. 77.7 grams of marijuana
3. 11 firearms - taken for forfeiture

On 11/18/2015, SWMDTF was following up a tip from a Confidential Informant. The CI gave an address of a drug dealer, which narcotics were confirmed with the use of a K-9. Search warrant was approved and later executed on 11/20/2015.

Case conclusion totals are as follows:

1. Arrested suspect for 1st Degree Possession, 5th Degree Possession (Prescription Pills) and 4th Degree Possession (Steroids)
2. 719.3 grams of cocaine – Street Value \$71,930.00
3. 36 Vials of Steroids
4. 26 ¼ Pills
5. \$18,900.00 in US Currency

II. 2015 Cases by Jurisdiction

ANOKA COUNTY:

Fridley 1

Total: 1

CARVER COUNTY:

Carver	2	St. Bonifacious	1
Chanhasen	5	Victoria	1
**Chaska	12	Waconia	4
Cologne	4	Watertown	5
NYA	1	Winsted	1

Total: 36

**Includes public presentations/vehicle searches/etc

DAKOTA COUNTY:

Eagan	1	Inver Grove Heights	1
Farmington	1	Lakeville	4
Hastings	1	West St. Paul	1

Total: 9

HENNEPIN COUNTY:

Bloomington	1	Richfield	2
Excelsior	2	Shorewood	2
Minneapolis	11	St Louis Park	4
Minnetonka	1		

Total: 22

MCLEOD COUNTY:

Brownton	1	Plato	1
Glencoe	7	Winsted	4
**Hutchinson	26	Silver Lake	4
Lester Prairie	7	Stewart	3

Total: 53

**Includes public presentations/vehicle searches/etc

MEEKER COUNTY:

Litchfield 2

Total: 2**RAMSEY COUNTY:**New Brighton
Ramsey1
1

St. Paul

3

Total: 5**SCOTT COUNTY:**Belle Plaine
Jordan
Prior Lake4
13
33Savage
**Shakopee2
83**Total: 138******Includes public presentations/vehicle searches/etc****SIBLEY COUNTY:**Arlington
Gaylord2
2**Total: 4****WASHINGTON COUNTY:**

COTTAGE GROVE

2

Total: 2**TOTAL CASES BY JURISDICTION: 272**

III. Enforcement Efforts

	<u>2015</u>	<u>2014</u>	<u>2013</u>	<u>2012</u>
Total Investigations:	272	274	201	371
Number of Search Warrants:	84	83	49	81
Number of Consent Searches	12	17	12	31
Number of Drug Related Arrests:	114	120	75	177
Non- Drug Arrests	36	20	22	39

IV. Drug Seizures/Purchased

Drug Type Seized	Amount Seized		Est. Value / Seizure	Drug Type Purchased	Amount Purchased		Est. Value
Alpha PVP	1.01	Kilos	\$77,844	Alpha PVP	0		
Cocaine	765.31	Grams	\$76,531	Cocaine	14	Grams	\$1,400
Crack	1	Gram	\$100	Crack	0		
Ecstasy	18	Grams	\$4,320	Ecstasy	0		
Ecstasy	2.5	Pills	\$37.5	Ecstasy	0		
Hash	7.40	Grams	\$740	Hash	0		
Heroin	89.69	Grams	\$13,650	Heroin	89.16	Grams	\$11,600
LSD	94	Doses	\$1,410	LSD	0		
Marijuana	5803.22	Grams	\$58,030	Marijuana	123.09	Grams	\$1,200
Marijuana Food	5	Each	\$	Marijuana Food	0		
Marijuana Plants	5	Each	\$	Marijuana Plants	0		
Marijuana Wax	206.88	Grams	\$20,700	Marijuana Wax	2.3	Grams	\$200
MDNA	7.50	Grams	\$750	MDNA	0		
Methamphetamine	2136.32	Grams	\$262,780	Methamphetamine	7.2	Grams	\$900
Mushroom	255.30	Grams	\$3,100	Mushroom	0		
Opium	1	Gram	\$	Opium	0		
Pills	180	Each	\$1,000	Pills	19	Grams	\$100
Steroids	52	Doses	\$	Steroids	0		
Synthetic Cannabinoids	10	Grams	\$160	Synthetic Cannabinoids	0		
TOTAL SEIZED:			\$521,152.50	TOTAL PURCHASED:			\$15,400

Total Street Value of Seized/Purchased Drugs: \$536,552.50

Estimated street value in the metro area

V. Weapons Seizures

Firearms: 56

VI. Income/Revenues

Grant Funds received in 2015:	90,000.00
Membership Dues Collected:	46,375.00
Forfeitures Cleared:	28,741.24
Vehicle Sales:	18,195.00
Interest Income:	7,386.87 (Does not include December or Market Adjustment -Total interest will be known in April after audit is done by KDV)
<u>Miscellaneous:</u>	<u>2,138.53</u>
Total Income	192,836.64

VII. Budget/Expenditures

Expenses:	317,964.41 / 361,000.00
Membership dues paid back:	46,375.00 / 0.00
<u>Confidential funds spent:</u>	<u>7,203.65 / 20,000.00</u>
Total Expenses:	371,543.06 / 381,000.00

Township/City

Call Breakdown for
ACOMA TOWNSHIP

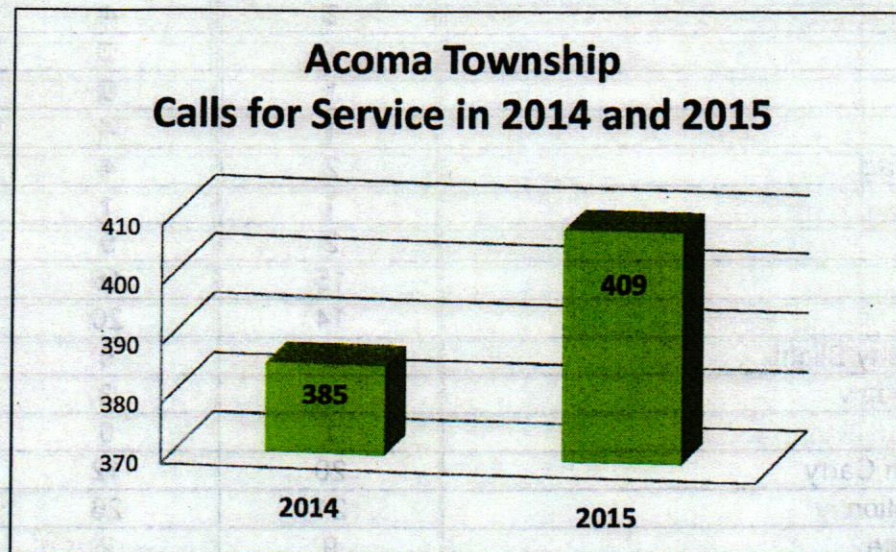
Event Type	2014 Qty	2015 Qty	Plus/ Minus
911 Hangup	8	8	-
Abandoned Vehicle	0	2	+2
Accident	29	37	+5
Alarms	4	14	+10
Animal Complaint	15	14	-1
Assault	1	1	-
Assists	23	18	-5
Boat & Water Patrol	2	2	-
Burglary	3	0	-3
Checks	8	3	-5
Child Custody	0	1	+1
Complaint	4	4	-
Disturbance	0	4	+4
Domestic	6	6	-
Driving/Vehicle Complaint	15	13	-2
Extra Patrol	2	1	-1
Fire	5	7	+2
Fireworks	1	0	-1
Fraud	3	4	+1
Harassment	1	0	-1
House Watch	1	0	-1
Information	1	4	+3
Issue Seizure Tag	2	4	+2
Juvenile	1	1	-
Lost & Found	2	5	+3
Medical	15	16	+1
Motorist Assist	14	20	+6
Nuisance Property/Blight	2	5	+3
Open Door/Window	2	3	+1
Parking	1	0	-1
Permit Handgun Carry	20	12	-8
Permit/Registration	21	26	+5
Property Damage	9	2	-7
Repossess	1	1	-
Road Hazard/Obstruction	3	8	+5
School Resource/Public Relations	0	12	+12
Suicide	3	1	-2
Suspicious	27	38	+11

Call Breakdown for
ACOMA TOWNSHIP

Event Type	2014 Qty	2015 Qty	Plus/Minus
Test Call	3	0	-3
Theft	9	8	-1
Threats	2	1	-1
Township Board Meeting	2	5	+3
Traffic Stop	103	81	-22
Transports/Escorts	2	1	-1
Tresspass/Unwanted	0	3	+3
Utilities	0	1	+1
Vehicle in Ditch	6	8	+2
Vulnerable Adult	1	0	-1
Warrant	2	1	-1
Weapon Violation/Shots Fired	0	3	+3
Totals by year	385	409	+24

Increase of Calls for Service from 2014 to 2015

6.23%



Call Breakdown for
BERGEN TOWNSHIP

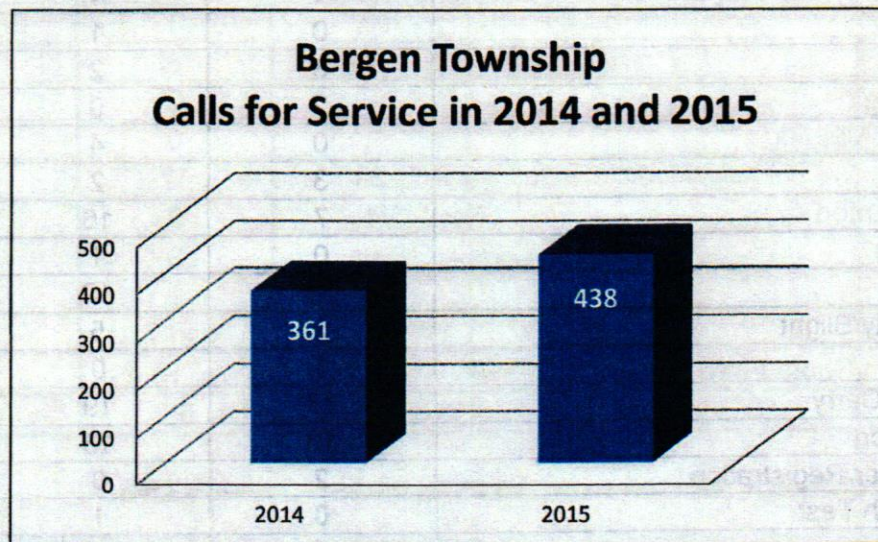
Event Type	2014 Qty	2015 Qty	Plus/ Minus
911 Hangup	11	7	-4
Accident	13	11	-2
Alarms	7	8	1
Animal Complaint	17	17	-
Assault	0	2	2
Assists	30	17	-13
ATV/Boat/Snowmobile Complaint	0	1	1
Burglary	2	3	1
Checks	5	4	-1
Child Custody	0	2	2
Complaint	3	2	-1
Criminal Sexual Conduct	1	0	-1
Death Investigation	0	2	2
Disturbance	2	1	-1
Domestic	4	4	-
Driving/Vehicle Complaint	4	6	2
Drug Activity	1	0	-1
Extra Patrol	3	3	-
Fire	4	10	6
Fraud	1	3	2
Harassment	3	4	1
Hospice	1	4	3
House Watch	0	1	1
Information	3	2	-1
Issue Seizure Tag	2	0	-2
Juvenile	0	4	4
Lost & Found	3	2	-1
Medical	7	16	9
Missing Person	0	1	1
Motorist Assist	23	19	-4
Nuisance Property/Blight	2	5	3
Paper Service	1	0	-1
Permit Handgun Carry	17	19	2
Permit/Registration	13	18	5
Predatory Offender Registration	2	0	-2
Preliminary Breath Test	0	1	1
Probation Violation	1	0	-1
Property Damage	1	8	7
Protection Order	1	0	-1

Call Breakdown for
BERGEN TOWNSHIP

Event Type	2014 Qty	2015 Qty	Plus/Minus
Road Hazard/Obstruction	3	3	-
Stop Arm Violation	1	3	2
Suicide	1	3	2
Suspicious	16	27	11
Test Call	0	2	2
Theft	6	3	-3
Township Board Meeting	5	5	-
Traffic Stop	110	170	60
Tresspass/Unwanted	4	3	-1
Utilities	0	1	1
Vehicle in Ditch	19	7	-12
Violation of Court Order	1	1	-
Warrant	3	2	-1
Weapon Violation/Shots Fired	3	1	-2
Weather	1	0	-1
Totals by Year	361	438	77

Increase of Calls for Service from 2014 to 2015

21.32%



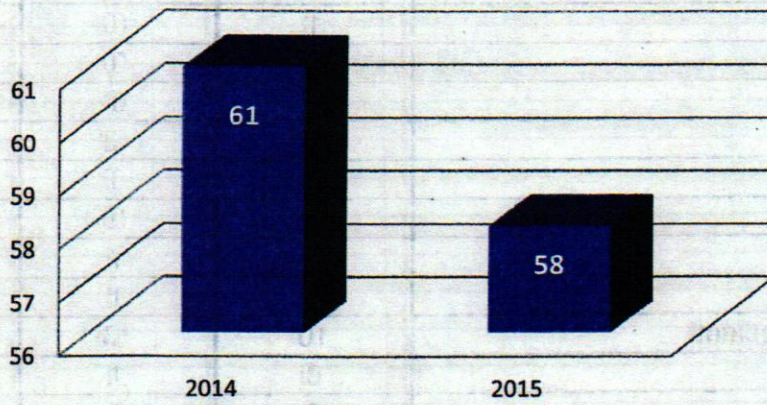
Call Breakdown for
CITY OF BISCAY

Event Type	2014 Qty	2015 Qty	Plus/ Minus
Accident	1	3	2
Alarms	1	0	-1
Animal Complaint	2	0	-2
Assault	1	0	-1
Assists	3	3	-
Burglary	1	0	-1
Checks	1	0	-1
Child Protection	0	1	1
Complaint	2	1	-1
Driving/Vehicle Complaint	10	13	3
Fire	0	1	1
Fireworks	0	1	1
Harassment	2	0	-2
Lost & Found	1	0	-1
Medical	3	2	-1
Mental Health	0	1	1
Motorist Assist	3	3	-
Open Door/Window	0	2	2
Parking	1	0	-1
Permit/Registration	2	0	-2
Property Damage	0	1	1
Suspicious	4	8	4
Theft	0	2	2
Township Board Meeting	1	0	-1
Traffic Stop	20	12	-8
Tresspass/Unwanted	1	0	-1
Training/Meeting	0	2	2
Vulnerable Adult	0	1	1
Warrant	1	0	-1
Weapon Violation/Shots Fired	0	1	1
	61	58	-3

Decrease in Calls for Service from 2014 to 2015

4.91%

City of Biscay **Calls for Service in 2014 and 2015**



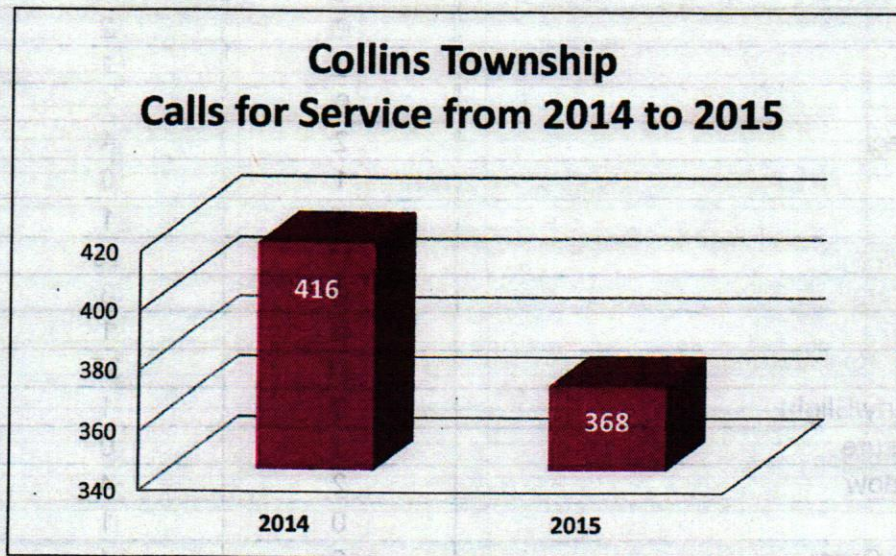
Call Breakdown for
COLLINS TOWNSHIP

Event Type	2014 Qty	2015 Qty	Plus/ Minus
911 Hangup	6	2	-4
Accident	19	20	1
Alarms	5	4	-1
Animal Complaint	8	13	5
Assists	9	9	-
Boat & Water Patrol	2	0	-2
Burglary	3	1	-2
Checks	1	8	7
Child Custody	0	1	1
Child Protection	1	2	1
Complaint	1	3	2
Counterfeit/Forgery	1	0	-1
Domestic	0	1	1
Driving/Vehicle Complaint	22	19	-3
Extra Patrol	1	0	-1
Fire	5	8	3
Fraud	3	1	-2
Hospice	0	2	2
House Watch	2	1	-1
Information	0	1	1
Issue Seizure Tag	2	4	2
Juvenile	1	0	-1
Lost & Found	4	1	-3
Medical	11	15	4
Mental Health	0	3	3
Missing Person	0	1	1
Motorist Assist	31	35	4
Nuisance Property/Blight	0	1	1
Obscenity/Exposure	1	0	-1
Open Door/Window	2	4	2
Parking	0	1	1
Permit Handgun Carry	6	4	-2
Permit/Registration	6	13	7
Property Damage	2	3	1
Repossess	0	1	1
Road Hazard/Obstruction	6	5	-1
Suicide	0	1	1
Suspicious	9	19	10

Call Breakdown for
COLLINS TOWNSHIP

Event Type	2014 Qty	2015 Qty	Plus/ Minus
Test Call	0	1	1
Theft	9	5	-4
Traffic Stop	207	144	-63
Transports/Escorts	1	0	-1
Tresspass/Unwanted	0	2	2
Utilities	0	5	5
Vehicle in Ditch	27	3	-24
Warrant	1	1	-
Weapon Violation/Shots Fired	1	0	-1
	416	368	-48

Decrease of Calls for Service from 2014 to 2015 11.53%



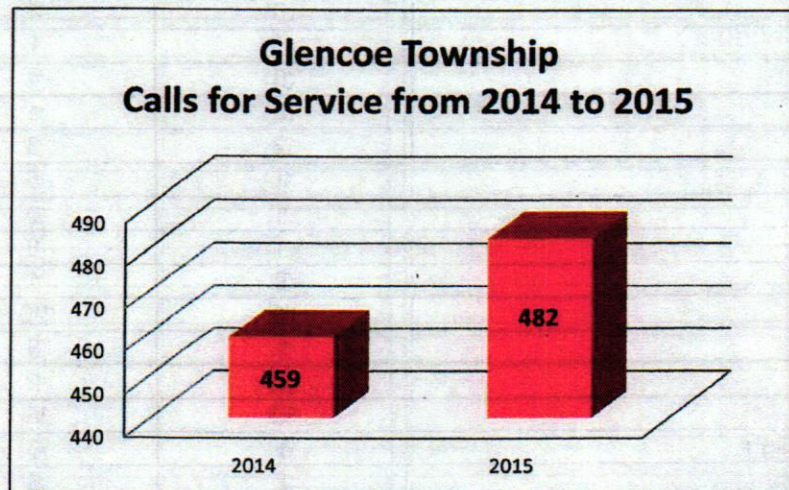
Call Breakdown for
GLENCOE TOWNSHIP

Event Type	2014 Qty	2015 Qty	Plus/ Minus
911 Hangup	6	5	-1
Accident	24	29	5
Alarms	4	6	2
Animal Complaint	12	15	3
Assault	1	0	-1
Assists	14	9	-5
Attempt to Locate	0	1	1
Burglary	1	1	0
Checks	2	2	0
Death Investigation	1	1	0
Disturbance	0	3	3
Domestic	1	2	1
Driving/Vehicle Complaint	28	44	16
Fire	6	12	6
Fireworks	0	1	1
Fraud	1	7	6
Harassment	0	1	1
Hospice	0	1	1
House Watch	2	3	1
Information	1	5	4
Issue Seizure Tag	1	0	-1
Juvenile	1	0	-1
Lost & Found	0	1	1
Medical	19	20	1
Mental Health	1	0	-1
Missing Person	0	1	1
Motorist Assist	50	39	-11
Nuisance Property/Blight	6	6	0
Permit Handgun Carry	2	5	3
Permit/Registration	8	14	6
Predatory Offender Registration	0	1	1
Property Damage	0	7	7
Protection Order	1	0	-1
Road Hazard/Obstruction	11	8	-3
Stop Arm Violation	0	2	2
Suicide	0	1	1
Suspicious	16	22	6
Test Call	2	2	0
Theft	1	0	-1
Threats	1	1	0
Traffic Stop	204	186	-18
Transports/Escorts	3	1	-2
Tresspass/Unwanted	0	1	1

Call Breakdown for
GLENCOE TOWNSHIP

Event Type	2014 Qty	2015 Qty	Plus/Minus
Utilities	1	1	0
Vehicle in Ditch	24	13	-11
Verbal Warning	1	0	-1
Warrant	1	1	0
Weapon Violation/Shots Fired	1	1	0
Totals by Year	459	482	23

Increase in Calls for Service from 2014 to 2015 **5.01%**



Call Breakdown for
HALE TOWNSHIP

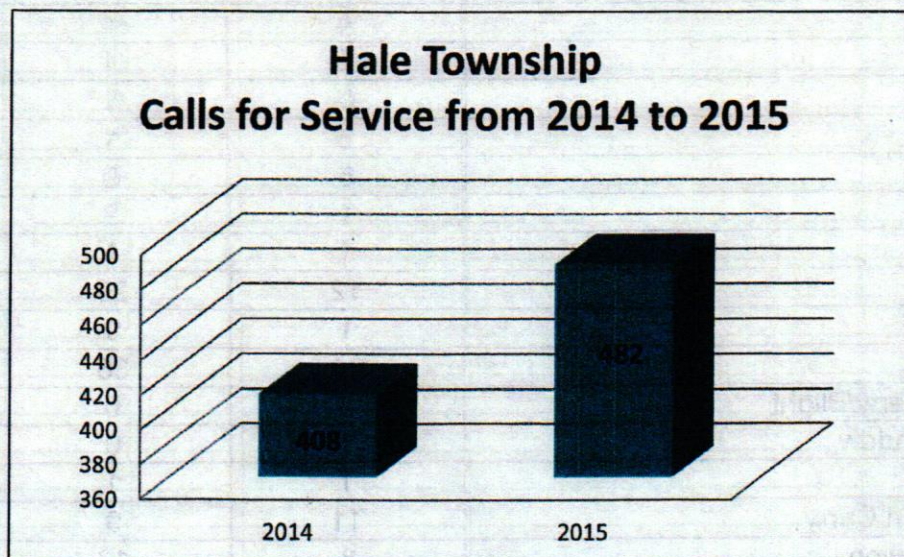
Event Type	2014 QTY	2015 QTY	Plus/ Minus
911 Hangup	5	14	9
Accident	19	19	0
Alarms	5	6	1
Animal Complaint	13	22	9
Assault	1	0	-1
Assists	15	13	-2
Attempt to Locate	1	0	-1
ATV/Boat/Snowmobile Complaint	0	1	1
Burglary	6	5	-1
Checks	4	4	0
Child Custody	2	0	-2
Child Protection	1	0	-1
Complaint	1	1	0
Criminal Sexual Conduct	0	1	1
Death Investigation	0	1	1
Disturbance	0	1	1
Domestic	0	2	2
Driving/Vehicle Complaint	27	30	3
Extra Patrol	3	0	-3
Fire	3	8	5
Fraud	4	4	0
Harassment	2	1	-1
Hospice	0	1	1
House Watch	3	1	-2
Information	5	0	-5
Juvenile	1	2	1
Lost & Found	1	1	0
Medical	12	23	11
Mental Health	1	0	-1
Motorist Assist	34	36	2
Nuisance Property/Blight	5	0	-5
Open Door/Window	1	0	-1
Parking	1	1	0
Permit Handgun Carry	11	9	-2
Permit/Registration	8	13	5
Property Damage	10	3	-7
Road Hazard/Obstruction	6	5	-1
Suicide	0	3	3

Call Breakdown for
HALE TOWNSHIP

Event Type	2014 QTY	2015 QTY	Plus/ Minus
Suspicious	27	40	13
Test Call	0	2	2
Theft	2	3	1
Threats	1	0	-1
Township Board Meeting	1	10	9
Traffic Stop	144	181	37
Training/Meeting	0	1	1
Transports/Escorts	1	1	0
Tresspass/Unwanted	1	3	2
Utilities	0	2	2
Vehicle in Ditch	18	6	-12
Warrant	1	0	-1
Weapon Violation/Shots Fired	1	2	1
Totals by Years	408	482	74

Increase in Calls for Service from 2014 to 2015

18.13%



Call Breakdown for
HASSAN VALLEY TOWNSHIP

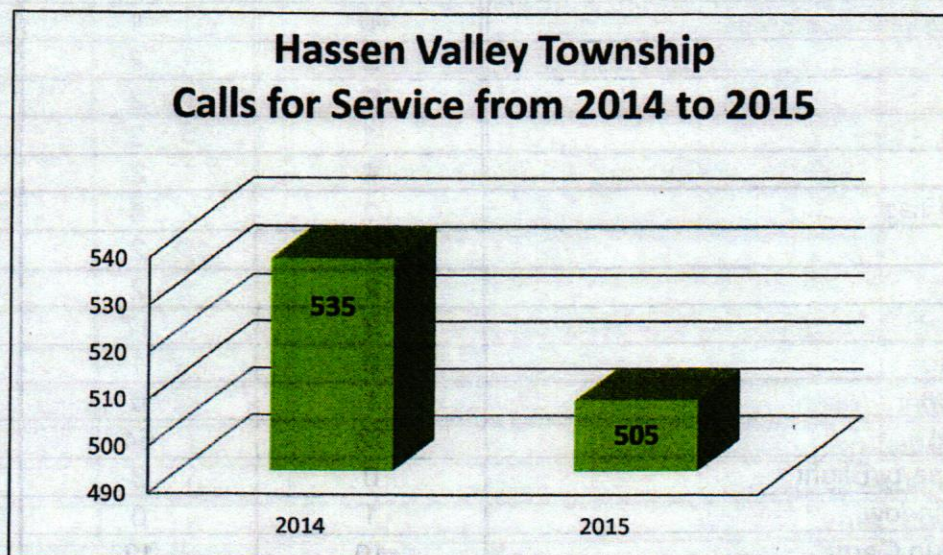
Event Type	2014 Qty	2015 Qty	Plus/ Minus
911 Hangup	4	6	2
Abandoned Vehicle	1	0	-1
Accident	23	28	5
Alarms	7	8	1
Animal Complaint	9	11	2
Assists	12	16	4
Burglary	1	2	1
Checks	4	2	-2
Child Custody	1	0	-1
Complaint	1	1	0
Criminal Sexual Conduct	0	1	1
Disturbance	0	1	1
Domestic	3	5	2
Driving/Vehicle Complaint	46	38	-8
Extra Patrol	2	1	-1
Fire	4	8	4
Fireworks	1	1	0
Fraud	0	1	1
Harassment	0	2	2
Hospice	0	2	2
House Watch	1	2	1
Information	4	2	-2
Issue Seizure Tag	1	4	3
Juvenile	2	2	0
Lost & Found	2	2	0
Medical	9	17	8
Mental Health	0	1	1
Missing Person	1	0	-1
Motorist Assist	73	54	-19
Nuisance Property/Blight	0	3	3
Open Door/Window	1	0	-1
Permit Handgun Carry	10	12	2
Permit/Registration	4	10	6
Phone Call	1	1	0
Property Damage	7	5	-2
Road Hazard/Obstruction	7	7	0
Suicide	0	1	1

Call Breakdown for
HASSAN VALLEY TOWNSHIP

Event Type	2014 Qty	2015 Qty	Plus/Minus
Suspicious	20	25	5
Test Call	7	3	-4
Township Board Meeting	1	0	-1
Theft	0	3	3
Threats	0	1	1
Traffic Stop	232	202	-30
Training/Meeting	1	0	-1
Tresspass/Unwanted	2	3	1
Vehicle in Ditch	28	10	-18
Vulnerable Adult	1	0	-1
Weapon Violation/Shots Fired	1	1	0
Totals by Year	535	505	-30

Decrease in Calls for Service from 2014 to 2015

5.61%



Call Breakdown for
HELEN TOWNSHIP

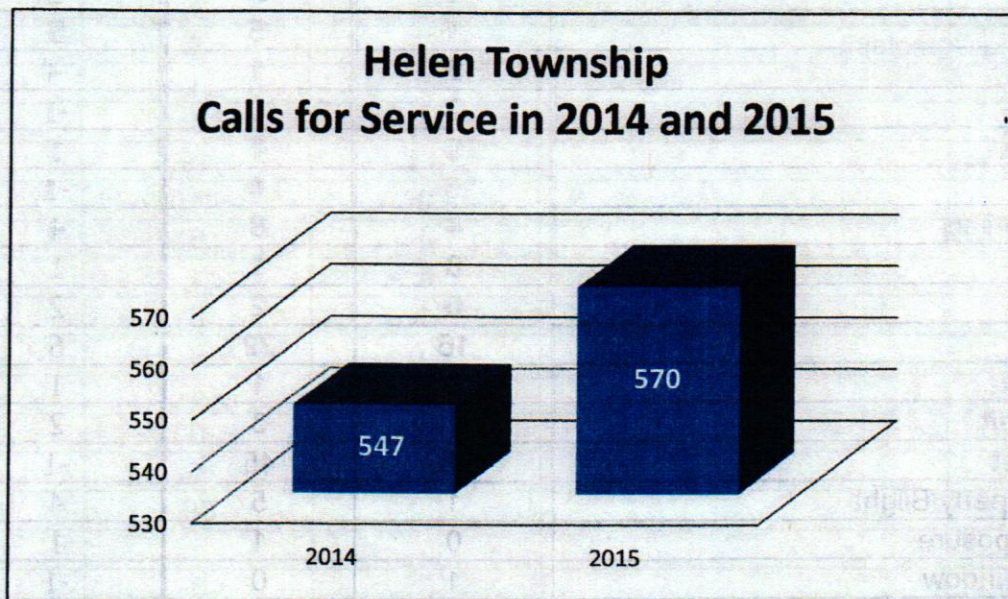
Event Type	2014 Qty	2015 Qty	Plus/ Minus
911 Hangup	12	9	-3
Accident	34	26	-8
Alarms	16	16	0
Animal Complaint	10	16	6
Assists	36	24	-12
Attempt to Locate	0	1	1
ATV/Boat/Snowmobile Complaint	1	1	0
Burglary	3	2	-1
Checks	8	10	2
Child Custody	2	0	-2
Child Protection	0	2	2
Complaint	4	5	1
Disturbance	1	2	1
Domestic	7	3	-4
Driving/Vehicle Complaint	62	79	17
Drug Activity	1	1	0
Extra Patrol	2	0	-2
Fire	8	9	1
Fraud	1	6	5
Harassment	5	1	-4
Hospice	2	1	-1
House Watch	0	1	1
Information	5	4	-1
Issue Seizure Tag	4	8	4
Juvenile	0	1	1
Lost & Found	0	2	2
Medical	16	22	6
Mental Health	0	1	1
Missing Person	1	3	2
Motorist Assist	46	45	-1
Nuisance Property/Blight	1	5	4
Obscenity/Exposure	0	1	1
Open Door/Window	1	0	-1
Permit Handgun Carry	1	8	7
Permit/Registration	10	16	6
Phone Call	1	0	-1
Predatory Offender Registration	1	0	-1
Property Damage	7	5	-2
Repossess	0	1	1
Road Hazard/Obstruction	10	12	2
Suicide	1	1	0
Suspicious	15	30	15
Test Call	3	1	-2

Call Breakdown for
HELEN TOWNSHIP

Event Type	2014 Qty	2015 Qty	Plus/Minus
Theft	3	6	3
Threats	1	0	-1
Township Board Meeting	1	2	1
Traffic Stop	155	156	1
Transports/Escorts	3	0	-3
Tresspass/Unwanted	5	4	-1
Utilities	1	6	5
Vehicle in Ditch	29	10	-19
Violation of Court Order	1	0	-1
Vulnerable Adult	1	0	-1
Warrant	7	3	-4
Weapon Violation/Shots Fired	2	2	0
Totals by Year	547	570	23

Increase of Calls for Services from 2014 to 2015

4.20%



Call Breakdown for
HUTCHINSON TOWNSHIP

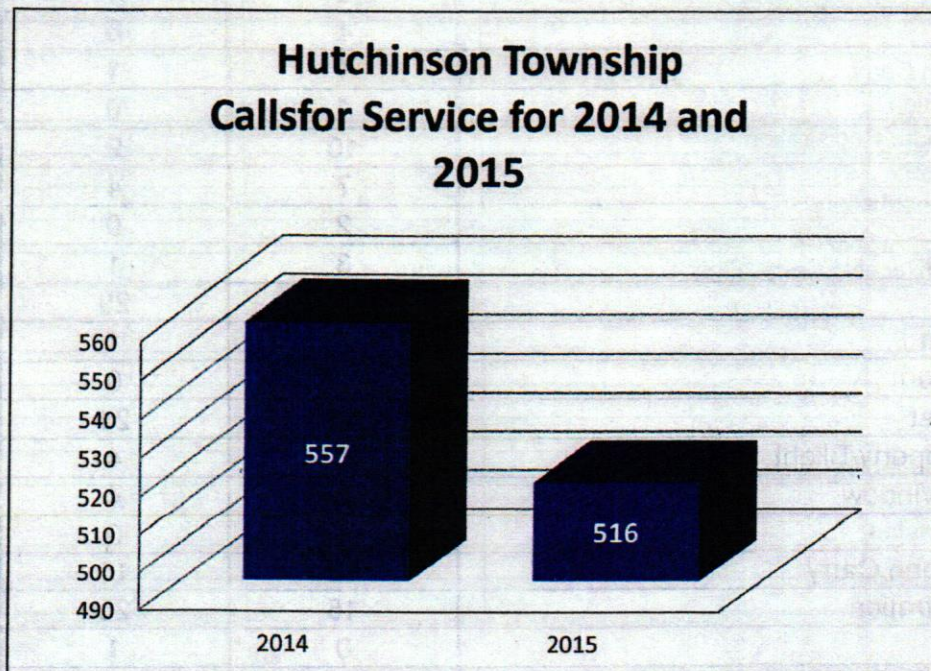
Event Type	2014 Qty	2015 Qty	Plus/ Minus
911 Hangup	10	8	-2
Accident	31	29	-2
Alarms	18	22	4
Animal Complaint	14	20	6
Assault	1	2	1
Assists	20	19	-1
ATV/Boat/Snowmobile Complaint	0	1	1
Boat & Water Patrol	2	0	-2
Burglary	5	4	-1
Checks	13	9	-4
Child Custody	4	2	-2
Child Protection	1	0	-1
Complaint	4	2	-2
Criminal Sexual Conduct	3	0	-3
Death Investigation	0	1	1
Disturbance	3	4	1
Domestic	8	8	0
Driving/Vehicle Complaint	35	33	-2
Drug Activity	0	1	1
Extra Patrol	4	4	0
Fire	14	19	5
Fireworks	0	1	1
Fraud	4	6	2
Harassment	4	1	-3
Hospice	1	0	-1
House Watch	10	9	-1
Information	7	4	-3
Juvenile	2	0	-2
Lost & Found	3	1	-2
Medical	29	29	0
Mental Health	0	1	1
Missing Person	3	0	-3
Motorist Assist	18	24	6
Nuisance Property/Blight	5	4	-1
Open Door/Window	3	4	1
Parking	1	0	-1
Permit Handgun Carry	12	16	4
Permit/Registration	15	25	10
Phone Call	0	1	1
Predatory Offender Registration	1	0	-1
Property Damage	5	6	1
Protection Order	1	2	1

Call Breakdown for
HUTCHINSON TOWNSHIP

Event Type	2014 Qty	2015 Qty	Plus/ Minus
Road Hazard/Obstruction	8	11	3
School Resource/Public Relations	1	1	0
Stolen Property/Receive/Concealing	1	0	-1
Stop Arm Violation	0	1	1
Suicide	0	2	2
Suspicious	37	35	-2
Test Call	0	1	1
Theft	12	12	0
Threats	3	2	-1
Township Board Meeting	2	2	0
Traffic Stop	113	90	-23
Training/Meeting	12	14	2
Transports/Escorts	3	0	-3
Tresspass/Unwanted	11	8	-3
Vehicle in Ditch	32	10	-22
Violation of Court Order	0	2	2
Warrant	4	2	-2
Weapon Violation/Shots Fired	4	1	-3
Total by Years	557	516	-41

Decrease in Calls for Service from 2014 to 2015

7.36%



Call Breakdown for
LYNN TOWNSHIP

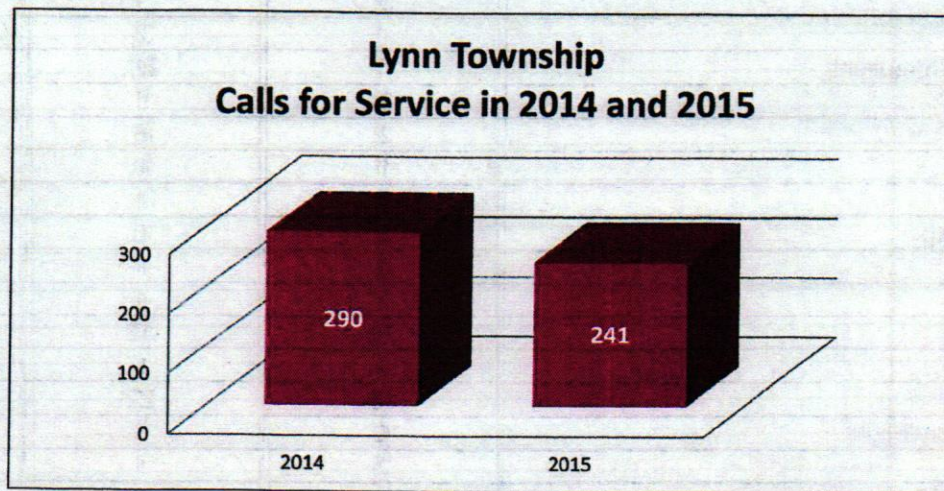
Event Type	2014 Qty	2015 Qty	Plus/ Minus
911 Hangup	2	4	2
Accident	15	12	-3
Alarms	3	5	2
Animal Complaint	20	8	-12
Assault	2	0	-2
Assists	12	2	-10
Attempt to Locate	1	0	-1
Burglary	0	1	1
Checks	0	4	4
Complaint	2	1	-1
Domestic	1	3	2
Driving/Vehicle Complaint	7	21	14
Extra Patrol	0	1	1
Fire	2	8	6
Fireworks	1	0	-1
Information	3	1	-2
Issue Seizure Tag	2	0	-2
Juvenile	0	1	1
Lost & Found	7	1	-6
Medical	10	13	3
Mental Health	0	1	1
Motorist Assist	15	22	7
Nuisance Property/Blight	6	3	-3
Paper Service	3	1	-2
Parking	1	0	-1
Permit Handgun Carry	3	5	2
Permit/Registration	4	7	3
Predatory Offender Registration	1	0	-1
Property Damage	3	4	1
Road Hazard/Obstruction	6	4	-2
Search Warrant	1	0	-1
Stolen Property/Receive/Concealing	1	0	-1
Suicide	2	1	-1
Suspicious	10	8	-2
Test Call	1	0	-1
Theft	2	5	3
Threats	3	0	-3
Township Board Meeting	2	3	1
Traffic Stop	123	89	-34
Tresspass/Unwanted	0	1	1
Vehicle in Ditch	11	1	-10
Warrant	1	0	-1

Call Breakdown for
LYNN TOWNSHIP

Event Type	2014 Qty	2015 Qty	Plus/Minus
Weapon Violation/Shots Fired	1	0	-1
Totals by Year	290	241	-49

Decrease of Calls for Service from 2014 and 2015

16.90%



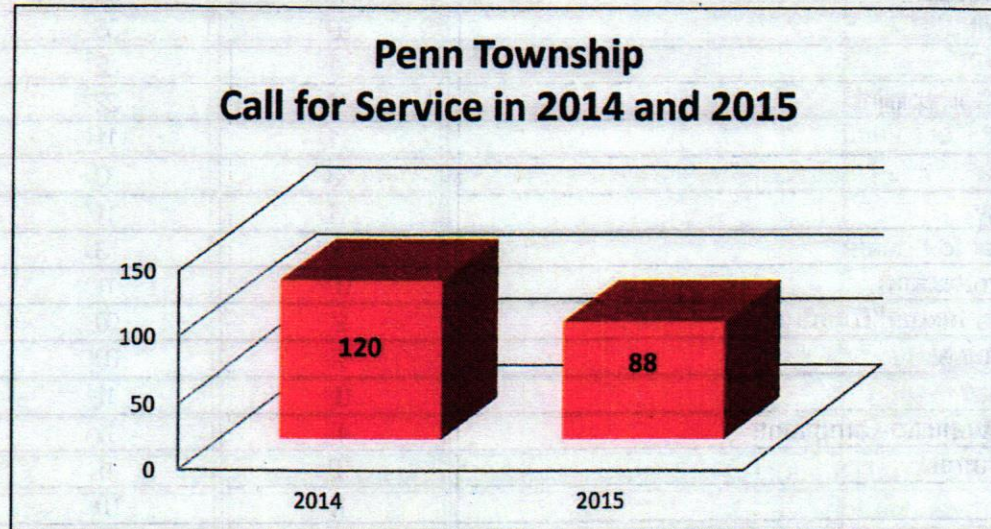
Call Breakdown for
PENN TOWNSHIP

Event Type	2014 Qty	2015 Qty	Plus/ Minus
911 Hangup	4	9	5
Accident	9	5	-4
Alarms	1	2	1
Animal Complaint	4	2	-2
Assault	1	1	0
Assists	3	3	0
Burglary	1	1	0
Checks	3	3	0
Child Protection	0	1	1
Criminal Sexual Conduct	1	0	-1
Disturbance	1	0	-1
Domestic	0	1	1
Driving/Vehicle Complaint	4	1	-3
Extra Patrol	0	1	1
Fight	1	0	-1
Fire	2	2	0
Follow-up	0	1	1
Fraud	1	0	-1
House Watch	1	1	0
Information	2	0	-2
Juvenile	1	0	-1
Medical	8	2	-6
Missing Person	0	1	1
Motorist Assist	2	2	0
Nuisance Property/Blight	2	4	2
Permit Handgun Carry	3	3	0
Permit/Registration	4	3	-1
Property Damage	3	2	-1
Road Hazard/Obstruction	3	3	0
Suicide	1	0	-1
Suspicious	5	3	-2
Theft	2	3	1
Township Board Meeting	2	1	-1
Traffic Stop	29	25	-4
Tresspass/Unwanted	2	0	-2
Vehicle in Ditch	13	1	-12
Weather	1	1	0
Total by Years	120	88	-32

Call Breakdown for
PENN TOWNSHIP

Decrease in Calls For Service from 2014 to 2015

26.67%



Call Breakdown for
CITY OF PLATO

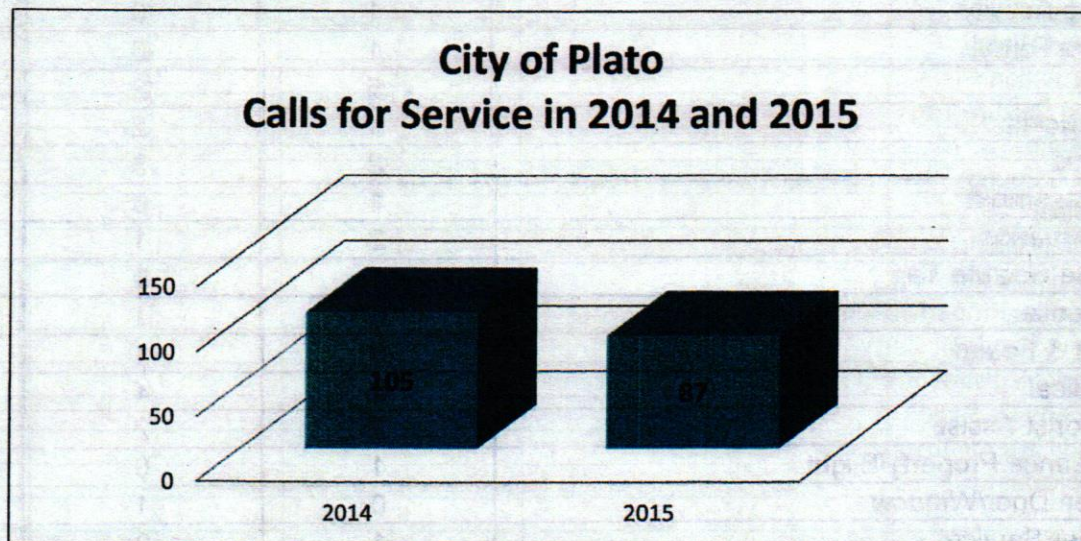
Event Type	2014 Qty	2015 Qty	Plus/ Minus
911 Hangup	4	2	-2
Accident	2	1	-1
Alarms	9	6	-3
Animal Complaint	3	1	-2
Assault	1	0	-1
Assists	6	7	1
Attempt to Locate	1	0	-1
Burglary	1	0	-1
Checks	5	6	1
Child Custody	3	1	-2
Child Protection	0	2	2
Complaint	1	0	-1
Criminal Sexual Conduct	1	1	0
Death Investigation	0	1	1
Disturbance	3	1	-2
Domestic	0	2	2
Driving/Vehicle Complaint	3	6	3
Drug Activity	1	0	-1
Extra Patrol	1	0	-1
Fire	5	2	-3
Fireworks	1	2	1
Fraud	2	3	1
Harassment	1	0	-1
Information	2	1	-1
Issue Seizure Tag	1	0	-1
Juvenile	0	1	1
Lost & Found	0	1	1
Medical	8	4	-4
Motorist Assist	2	2	0
Nuisance Property/Blight	1	0	-1
Open Door/Window	0	1	1
Paper Service	1	0	-1
Parking	0	2	2
Permit Handgun Carry	3	5	2
Permit/Registration	5	3	-2
Predatory Offender Registration	2	1	-1
Preliminary Breath Test	0	2	2
Property Damage	1	2	1

Call Breakdown for
CITY OF PLATO

Event Type	2014 Qty	2015 Qty	Plus/Minus
Road Hazard/Obstruction	0	1	1
Search Warrant	1	0	-1
School Resource/Public Relations	0	1	1
Suspicious	8	5	-3
Theft	2	2	0
Traffic Stop	8	3	-5
Training/Meeting	0	1	1
Transports/Escorts	2	1	-1
Tresspass/Unwanted	0	1	1
Utilities	1	0	-1
Vehicle in Ditch	3	0	-3
Warrant	0	3	3
Total by Year	105	87	-18

Decrease in Calls for Service from 2014 to 2015

17.14%



Call Breakdown for
RICH VALLEY TOWNSHIP

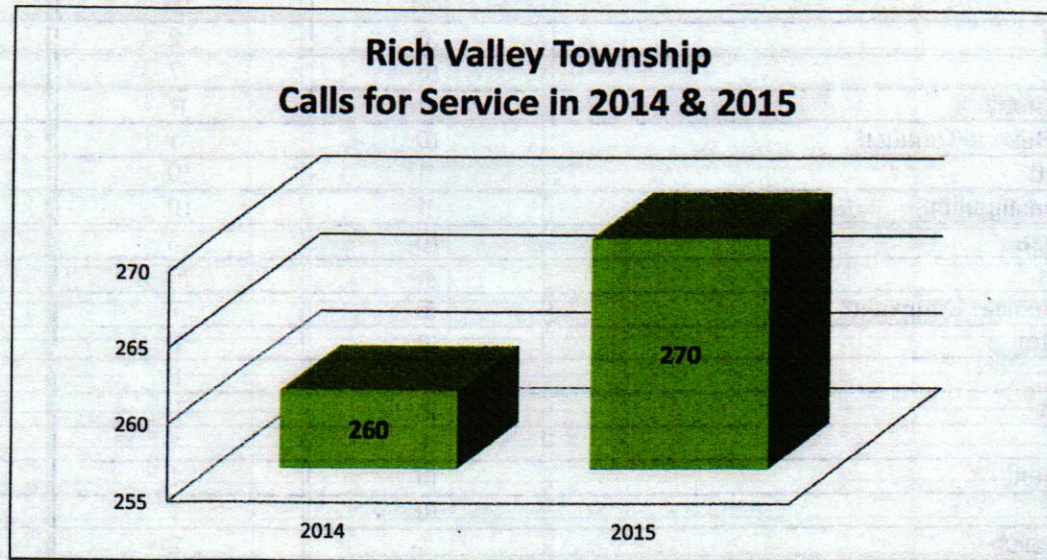
Event Type	2014 Qty	2015 Qty	Plus/ Minus
911 Hangup	8	6	-2
Accident	12	14	2
Alarms	5	3	-2
Animal Complaint	8	8	0
Assault	0	1	1
Assists	11	21	10
Burglary	3	2	-1
Checks	6	7	1
Child Custody	1	1	0
Criminal Sexual Conduct	0	1	1
Complaint	1	0	-1
Death Investigation	1	0	-1
Disturbance	0	3	3
Domestic	4	3	-1
Driving/Vehicle Complaint	5	7	2
Extra Patrol	2	0	-2
Fire	5	8	3
Fireworks	2	0	-2
Fraud	3	1	-2
Harassment	0	1	1
Hospice	0	1	1
House Watch	1	2	1
Information	2	0	-2
Issue Seizure Tag	1	1	0
Juvenile	2	1	-1
Lost & Found	2	1	-1
Medical	4	17	13
Mental Health	1	0	-1
Motorist Assist	18	21	3
Nuisance Property/Blight	1	4	3
Permit Handgun Carry	9	8	-1
Permit/Registration	7	17	10
Property Damage	5	3	-2
Road Hazard/Obstruction	7	2	-5
Suspicious	13	12	-1
Theft	3	3	0
Threats	0	1	1
Township Board Meeting	2	2	0
Traffic Stop	81	80	-1
Training/Meeting	1	0	-1
Tresspass/Unwanted	3	2	-1
Vehicle in Ditch	17	3	-14
Warrant	2	1	-1

Call Breakdown for
RICH VALLEY TOWNSHIP

Event Type	2014 Qty	2015 Qty	Plus/ Minus
Weapon Violation/Shots Fired	1	1	0
Total by Years	260	270	10

Increase in Calls for Service from 2014 to 2015

3.85%



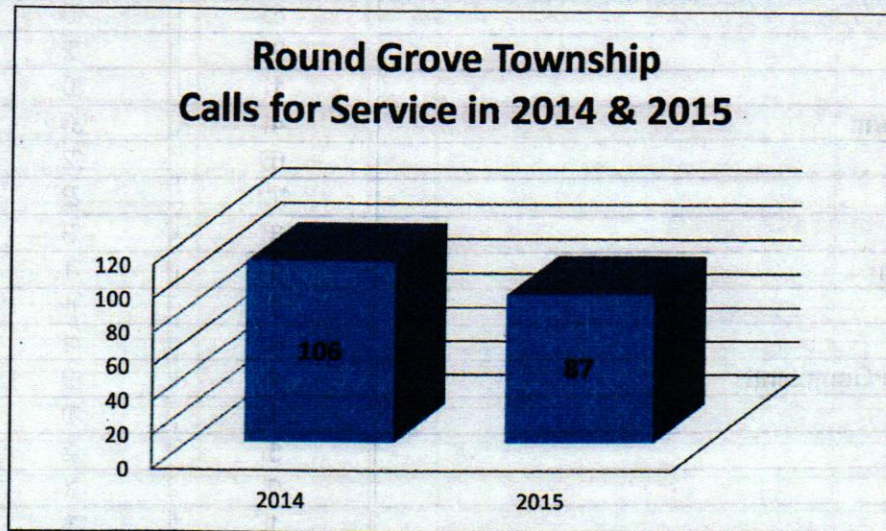
Call Breakdown for
ROUND GROVE TOWNSHIP

Event Type	2014 Qty	2015 Qty	Plus/ Minus
911 Hangup	5	0	-5
Accident	2	2	0
Alarms	1	0	-1
Animal Complaint	4	3	-1
Assists	6	2	-4
Burglary	11	2	-9
Checks	3	3	0
Child Protection	0	1	1
Complaint	0	1	1
Domestic	0	4	4
Driving/Vehicle Complaint	4	9	5
Extra Patrol	1	0	-1
Fire	5	2	-3
Fraud	0	1	1
House Watch	1	3	2
Information	2	2	0
Medical	6	2	-4
Mental Health	1	0	-1
Missing Person	1	0	-1
Motorist Assist	4	4	0
Nuisance Property/Blight	1	0	-1
Paper Service	1	0	-1
Permit Handgun Carry	4	2	-2
Permit/Registration	3	6	3
Predatory Offender Registration	1	1	0
Property Damage	5	1	-4
Road Hazard/Obstruction	1	1	0
Suspicious	2	15	13
Test Call	1	2	1
Theft	2	1	-1
Threats	0	1	1
Township Board Meeting	1	0	-1
Traffic Stop	20	12	-8
Tresspass/Unwanted	2	1	-1
Vehicle in Ditch	4	1	-3
Warrant	1	2	1
Totals by year	106	87	-19

Decrease in Calls for Service from 2014 to 2015

17.92%

Call Breakdown for
ROUND GROVE TOWNSHIP



Call Breakdown for
SUMTER TOWNSHIP

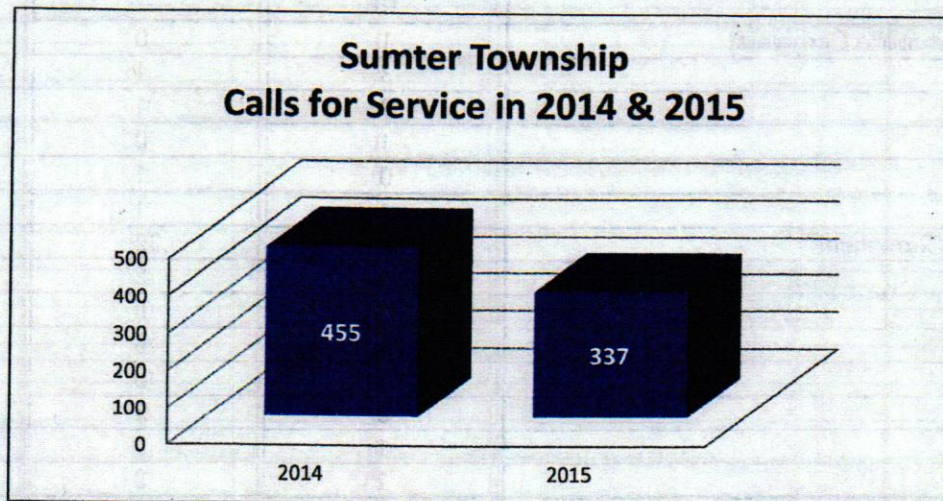
Event Type	2014 Qty	2015 Qty	Plus/ Minus
911 Hangup	5	1	-4
Accident	16	16	-
Alarms	0	1	1
Animal Complaint	9	8	-1
Assault	0	2	2
Assists	16	7	-9
ATV/Boat/Snowmobile Complaint	1	0	-1
Burglary	3	1	-2
Checks	0	1	1
Complaint	1	0	-1
Disturbance	0	1	1
Domestic	1	1	-
Driving/Vehicle Complaint	21	22	1
Extra Patrol	0	2	2
Fight	1	0	-1
Fire	9	5	-4
Fraud	1	0	-1
Harassment	0	1	1
Hospice	1	3	2
Information	2	3	1
Issue Seizure Tag	2	3	1
Juvenile	1	0	-1
Lost & Found	1	1	-
Medical	8	11	3
Motorist Assist	56	56	-
Nuisance Property/Blight	1	1	-
Open Door/Window	1	1	-
Permit Handgun Carry	5	3	-2
Permit/Registration	7	5	-2
Phone Call	0	1	1
Property Damage	3	2	-1
Repossess	0	1	1
Road Hazard/Obstruction	5	7	2
Suicide	0	2	2
Suspicious	8	9	1
Test Call	1	0	-1
Theft	5	1	-4
Traffic Stop	239	149	-90
Transports/Escorts	1	2	1
Utilities	2	1	-1
Vehicle in Ditch	21	5	-16
Warrant	1	1	0

Call Breakdown for
SUMTER TOWNSHIP

Event Type	2014 Qty	2015 Qty	Plus/ Minus
Totals By Year	455	337	-118

Decrease in Calls for Service from 2014 to 2015

25.93%



Call Breakdown for
WINSTED TOWNSHIP

Event Type	2014 Qty	2015 Qty	Plus/ Minus
911 Hangup	21	10	-11
Accident	26	30	4
Alarms	21	31	10
Animal Complaint	17	19	2
Assault	2	7	5
Assists	33	32	-1
ATV/Boat/Snowmobile Complaint	1	0	-1
Boat & Water Patrol	2	0	-2
Burglary	6	3	-3
Checks	5	7	2
Child Custody	0	1	1
Complaint	3	1	-2
Disturbance	7	15	8
Domestic	5	8	3
Driving/Vehicle Complaint	45	50	5
Drug Activity	0	1	1
Extra Patrol	3	3	-
Fight	6	0	-6
Fire	11	21	10
Flee/Escape	0	1	1
Fraud	5	6	1
Harassment	5	3	-2
Hospice	1	1	-
House Watch	8	3	-5
Information	6	6	-
Issue Seizure Tag	0	1	1
Juvenile	12	17	5
Liquor Violation	3	6	3
Lost & Found	62	64	2
Medical	48	65	17
Mental Health	1	0	-1
Missing Person	1	1	-
Motorist Assist	47	36	-11
Nuisance Property/Blight	3	3	-
Obscenity/Exposure	0	1	1
Parking	2	5	3
Permit Handgun Carry	11	14	3
Permit/Registration	9	11	2
Predatory Offender Registration	1	0	-1
Preliminary Breath Test	2	3	1
Property Damage	11	2	-9
Road Hazard/Obstruction	12	9	-3
Stop Arm Violation	2	1	-1

Call Breakdown for
WINSTED TOWNSHIP

Event Type	2014 Qty	2015 Qty	Plus/Minus
Suicide	5	1	-4
Suspicious	14	36	22
Test Call	0	3	3
Theft	8	14	6
Threats	2	3	1
Tow	0	1	1
Traffic Stop	138	175	37
Training/Meeting	1	1	-
Transports/Escorts	17	18	1
Tresspass/Unwanted	3	11	8
Utilities	0	3	3
Vehicle in Ditch	33	10	-23
Violation of Court Order	0	2	2
Warrant	6	2	-4
Weapon Violation/Shots Fired	1	1	-
Totals by Year	694	779	85

Increase in Calls for Service from 2014 to 2015

12.25%

