
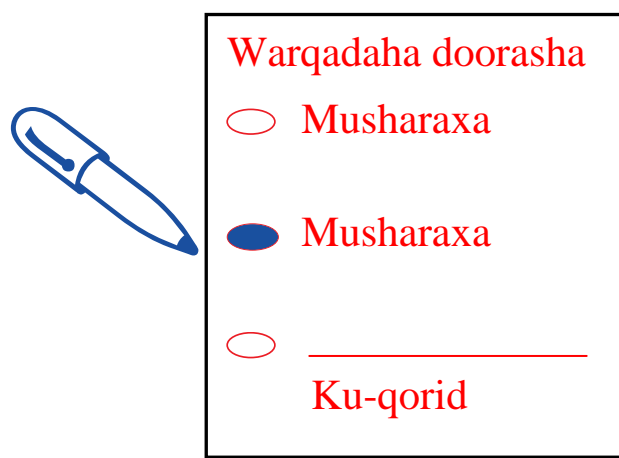


SIDA LOO COD-BIXIYO

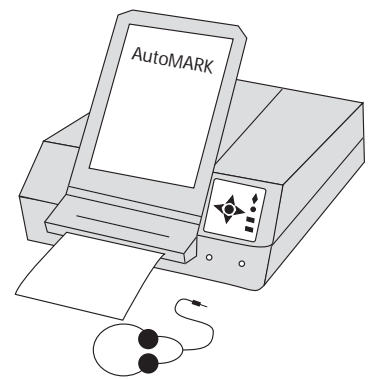
1. Cod-bixiyeyaashu dhamaan waa in ay is diiwaan geliyaan.
 - Haddii aad horey isku diiwaan gelisay si toos ah u aad miiska buugga saxiixu yaalo.
 - Haddii aad dooneysid in aad is-diiwaan gelisid, ama cusboonaysiid is diiwaangelintaada, waxaad tagtaa miiska is-diiwaangelinta. Halkaasi waxaad ku buuxin doontaa arjiga is-diiwaangelinta oo aad tusi doontaa caddayntaada degganaashaha.
2. Saxiix kadibna qaado Risiidka Cod-Bixinta
3. Waxaad aadaa miiska ay saran yihiin warqadaha doorashada waxaadna u dhiibtaa Risiidka Cod-bixinta kadibna waxaa lagu siinayaa warqadda doorashad iyo habkii aad u calaamadeen lahayd.
4. Waxaad aadaa qolka yar ee loogu tala-galy cod-bixinta sida uu kuu sheegay xaakinka qaabilsan doorashada.
5. Cod-bixinadaada waxaad u calaamadeysaa si la mid ah siyaabaha soo socda:



adiga oo buuxinaya qaansada ku hor qoran musharaxa aad adigu dooraneysid.



adiga oo buuxinaya qaansada ku hor qoran musharaxa aad adigu dooraneysid.



adigoo buuxinaya calaamadda cod bixinta

Doorashadaada waxaad ka dhigtaa mid sir ah. Weydiiso kaalmo haddii aad u batid

6. Haddii aad khalad sameysid, waxaad weydiisaa xaakinka doorashada in uu ku siiyo warqadaha doorashada oo cusub. Ha isku dayin in aad tir-tirto ama aad ku qortid xariijin is-dhaaf ah warqadda cod-bixintaada.
7. Waxaad cod bixintaada ku riddaa sanduuqa cod bixinta ama mashiinka xisaabinta. Kaddibna si dhaqso leh uga dhaqaaq goobta cod-bixinta.