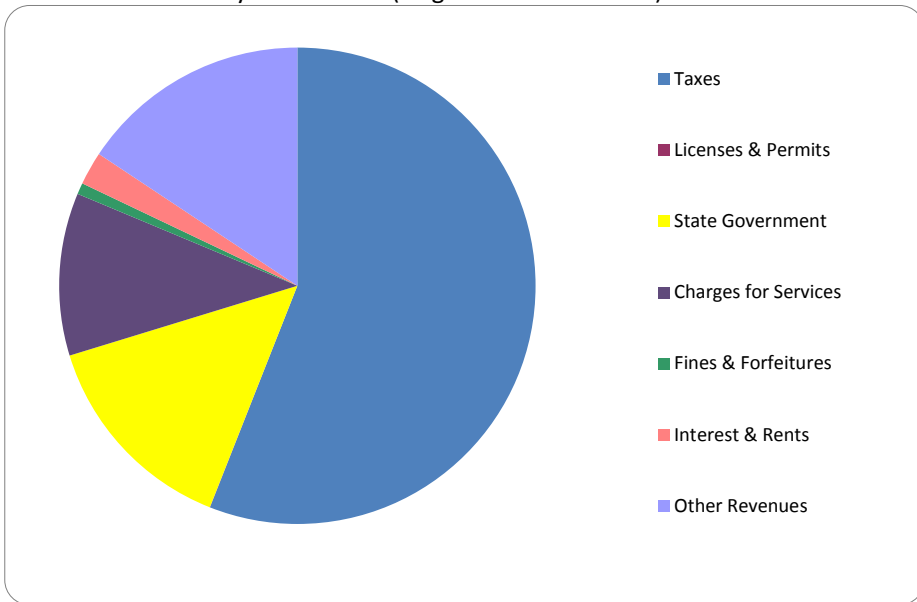


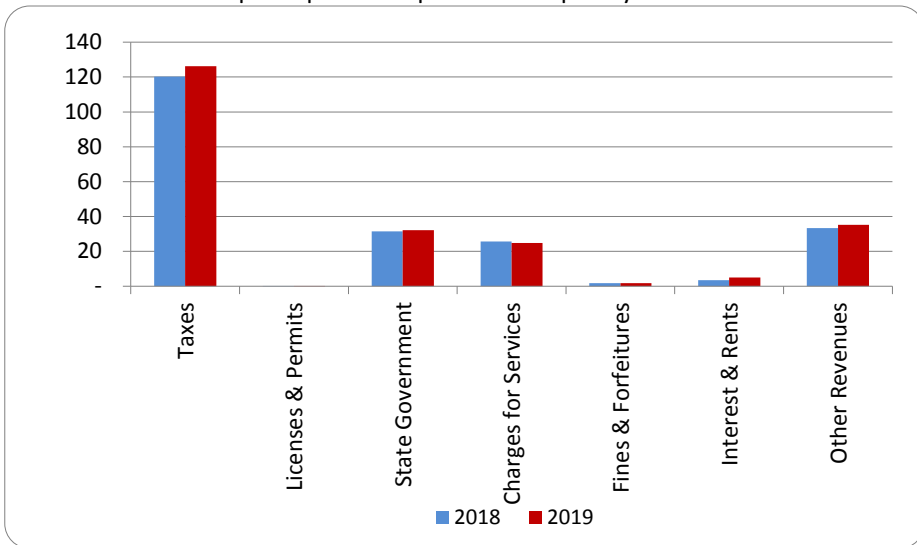
1. Where our money comes from (all governmental funds)



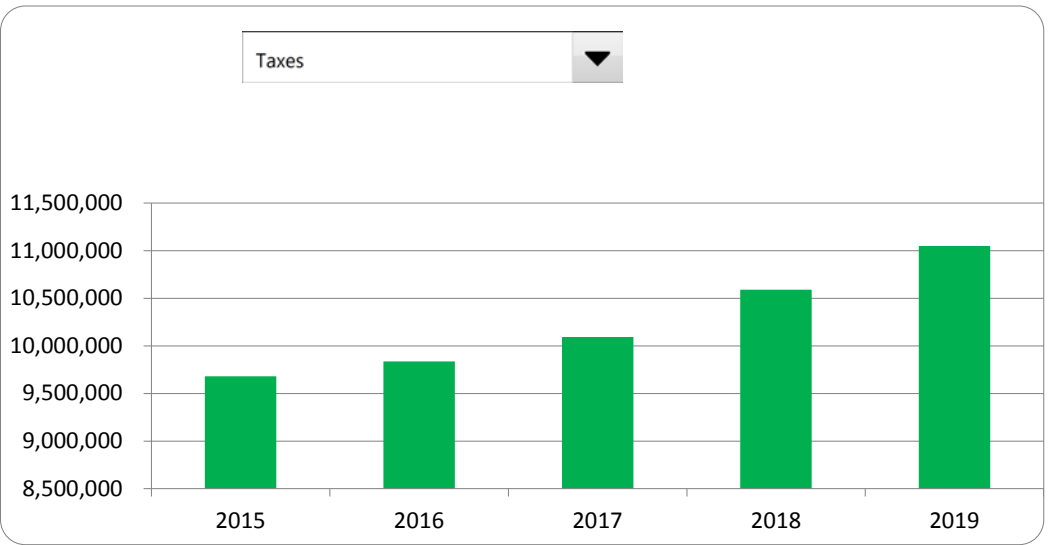
2. Compared to the prior year

	<u>2018</u>	<u>2019</u>	<u>% change</u>
Taxes	\$ 10,589,210	\$ 11,050,459	4.36%
Licenses & Permits	2,700	2,567	-4.93%
State Government	2,767,259	2,817,926	1.83%
Charges for Services	2,254,193	2,178,638	-3.35%
Fines & Forfeitures	162,830	151,579	-6.91%
Interest & Rents	305,270	445,663	45.99%
Other Revenues	<u>2,937,362</u>	<u>3,093,411</u>	5.31%
Total Revenues	<u>\$ 19,018,824</u>	<u>\$ 19,740,243</u>	3.79%

3. Revenue sources per capita - compared to the prior year



4. Historical trends of individual sources



Commentary:

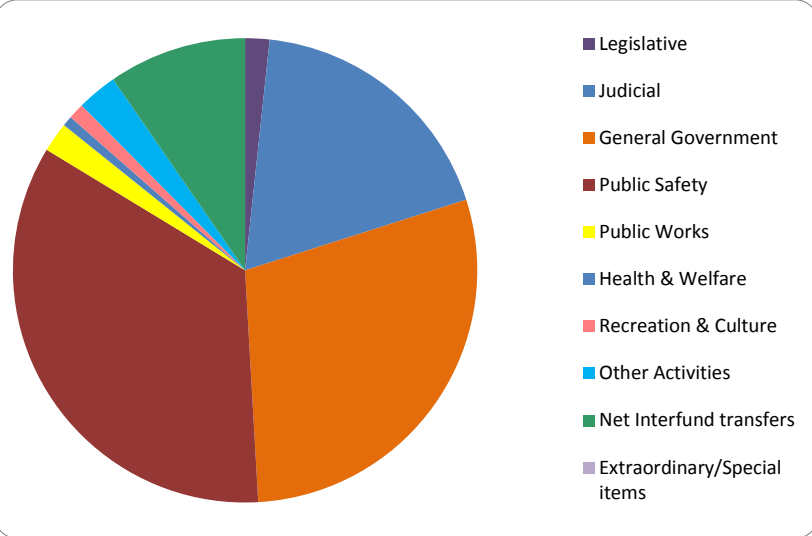
For more information on our unit's finances, contact JACKIE ARNOLD at (810)245-4764.

CITIZEN'S GUIDE TO LOCAL UNIT FINANCES - LAPEER COUNTY (44)

EXPENDITURES

1. Where we spend our money (all governmental funds)

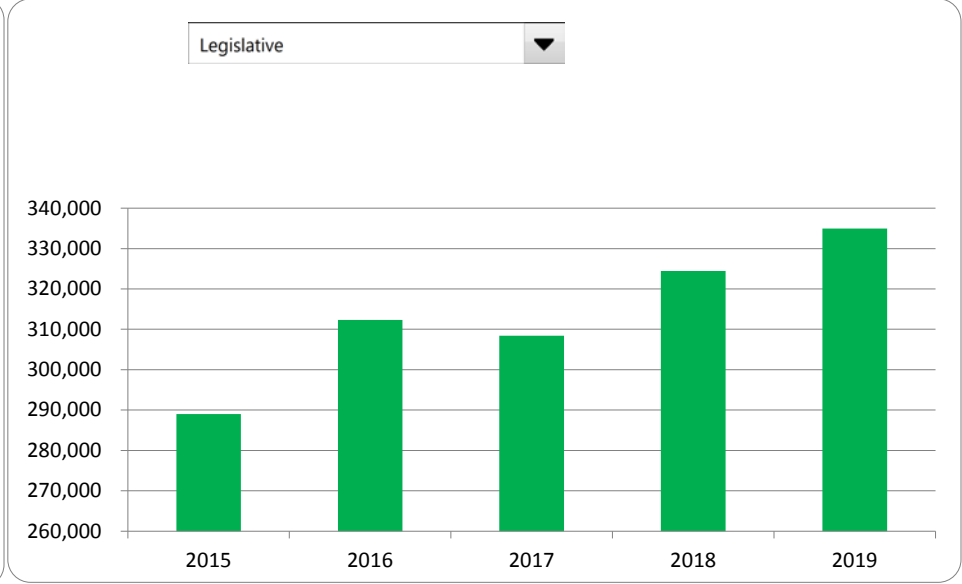
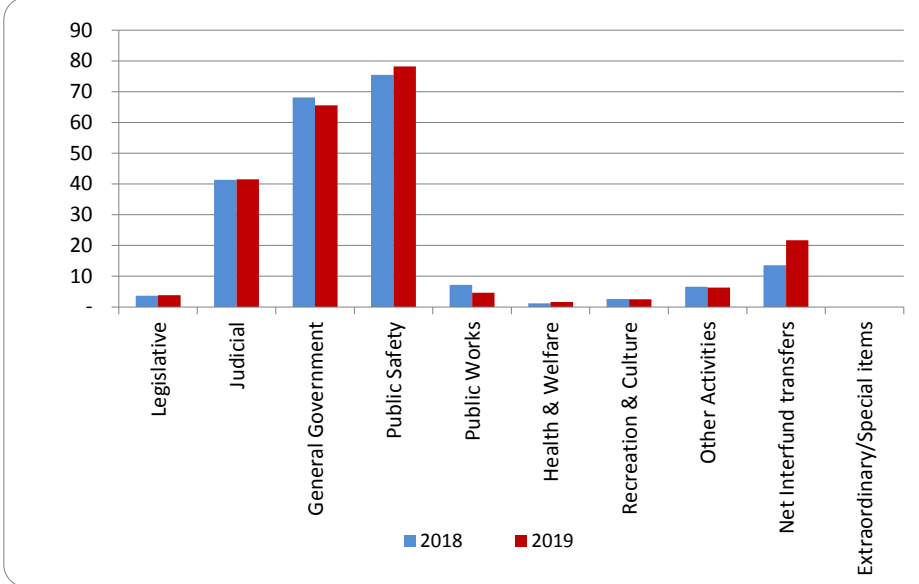
2. Compared to the prior year



	2018	2019	% change
Legislative	\$ 324,444	\$ 334,970	3.24%
Judicial	3,642,189	3,641,338	-0.02%
General Government	5,994,213	5,745,969	-4.14%
Public Safety	6,640,644	6,850,534	3.16%
Public Works	632,482	409,088	-35.32%
Health & Welfare	108,156	140,055	29.49%
Recreation & Culture	229,270	219,600	-4.22%
Other Activities	579,990	555,256	-4.26%
Net Interfund transfers	1,193,310	1,905,343	59.67%
Extraordinary/Special items	-	-	N/A
Total Expenditures	\$ 19,344,698	\$ 19,802,153	2.36%

3. Spending per capita - compared to the prior year

4. Historical trends of individual departments:



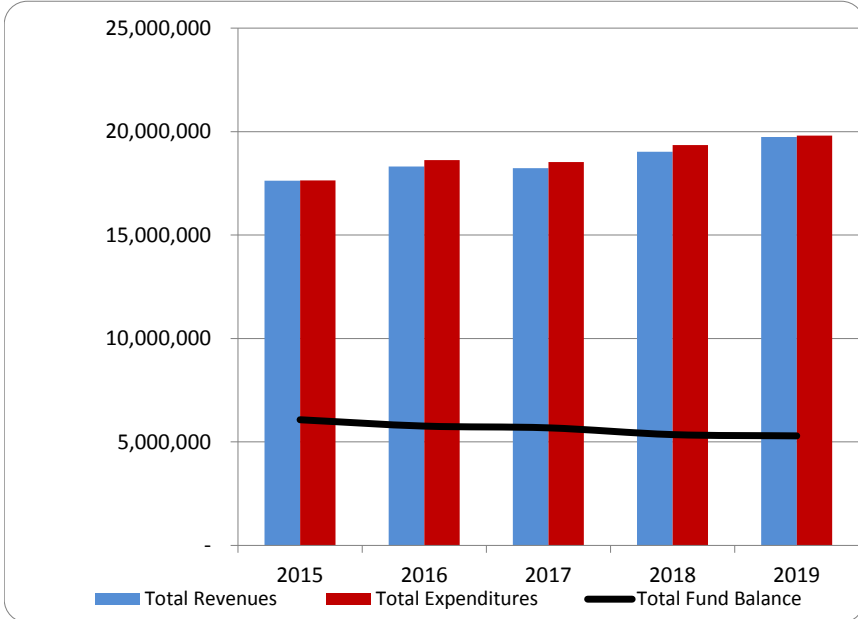
Commentary:

For more information on our unit's finances, contact JACKIE ARNOLD at (810)245-4764.

CITIZEN'S GUIDE TO LOCAL UNIT FINANCES - LAPEER COUNTY (44)

FINANCIAL POSITION

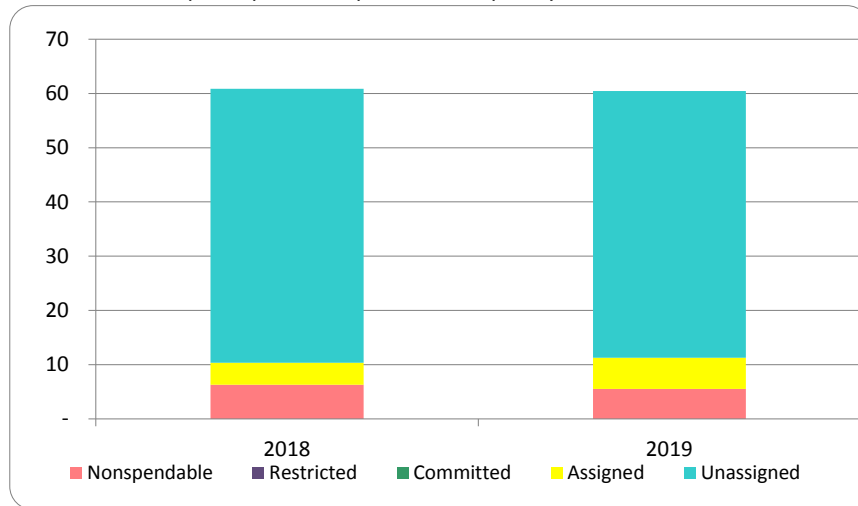
1. How have we managed our governmental fund resources (fund balance)?



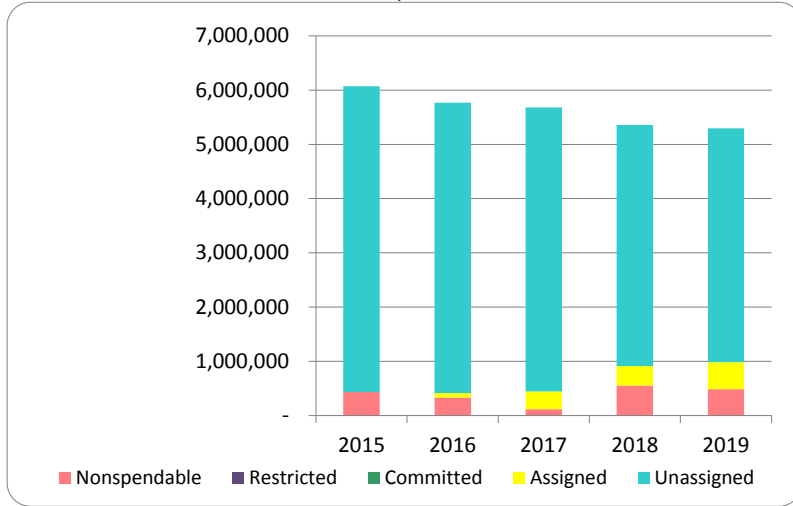
2. Compared to the prior year

	2018	2019	% change
Revenue	19,018,824	19,740,243	3.79%
Expenditures	19,344,698	19,802,153	2.36%
Surplus (shortfall)	(325,874)	(61,910)	-81.00%
Fund balance, by component:			
Nondspendable	554,066	486,474	-12.20%
Restricted	-	-	N/A
Committed	-	-	N/A
Assigned	358,420	500,000	39.50%
Unassigned	4,443,589	4,307,691	-3.06%
total fund balance	5,356,075	5,294,165	-1.16%

3. Fund balance per capita - compared to the prior year



4. Historical trends of individual components



Commentary:

For more information on our unit's finances, contact JACKIE ARNOLD at (810)245-4764.

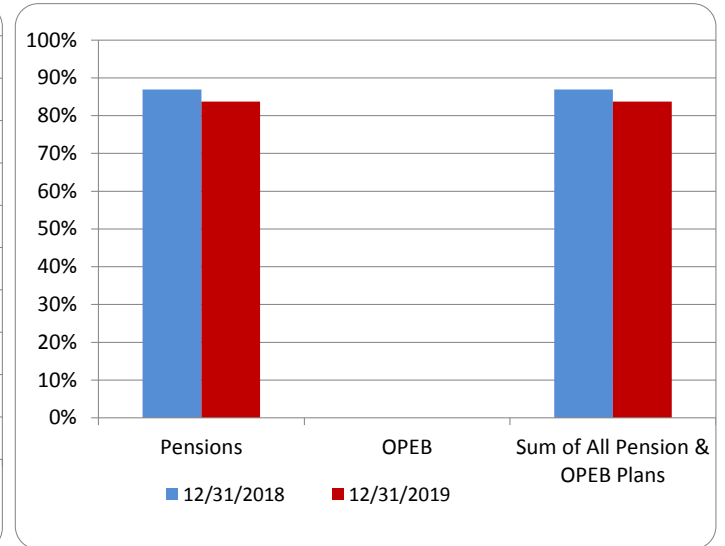
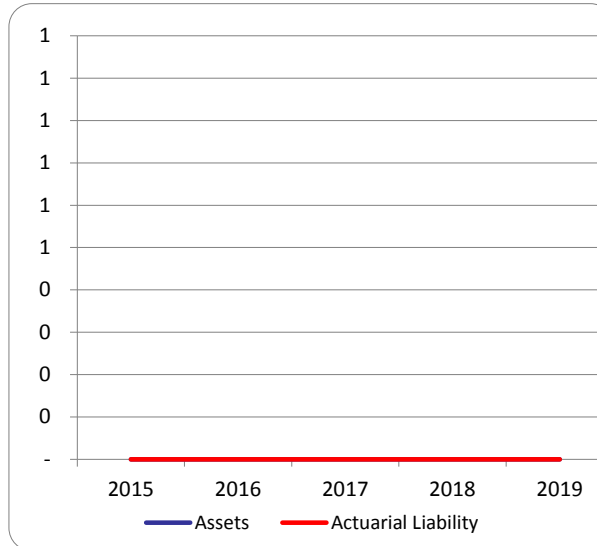
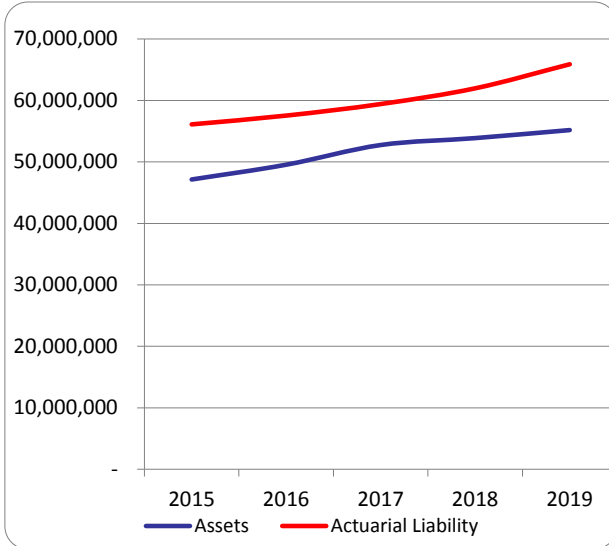
CITIZEN'S GUIDE TO LOCAL UNIT FINANCES - LAPEER COUNTY (44)

OTHER LONG TERM OBLIGATIONS

1. Pension funding status

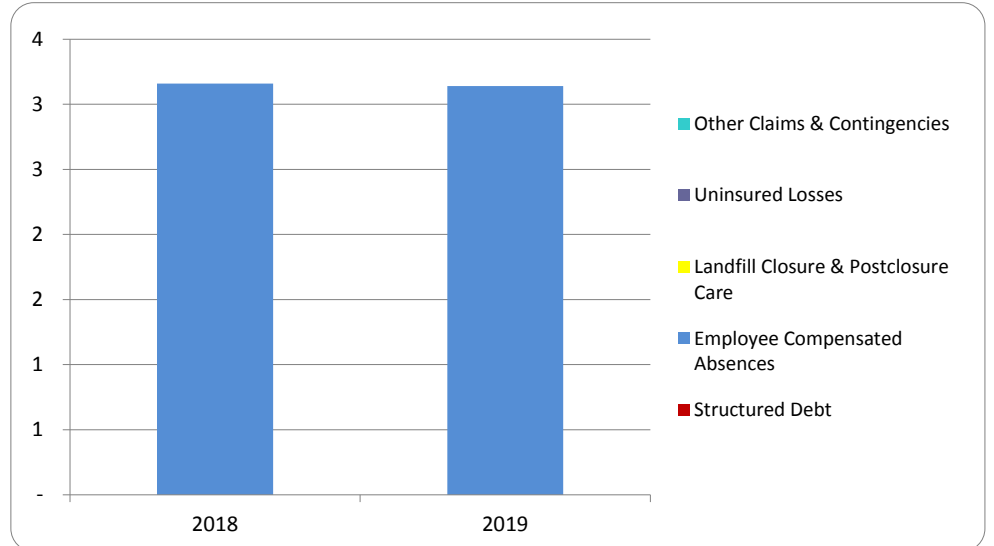
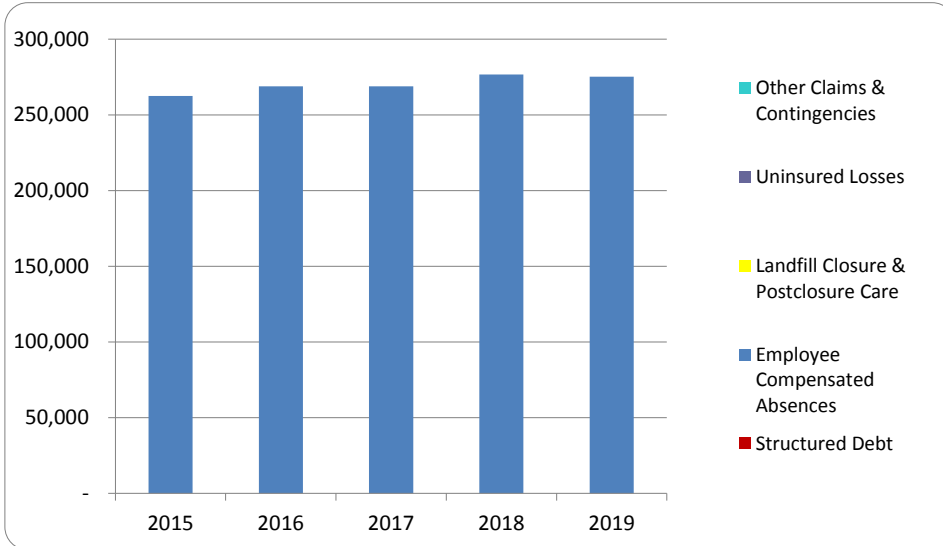
2. Retiree Health care funding status

3. Percent funded - compared to the prior year



4. Long Term Debt obligations:

5. Debt & other long term obligations per capita - compared to the prior year



Commentary: Lapeer County does not have OPEB