

Hartford Community Survey

Prepared by:

*Zachary S. Azem, M.A.
Sean P. McKinley, M.A.
Andrew E. Smith, Ph.D.*

*The Survey Center
University of New Hampshire
December, 2016*



University of New Hampshire

The Survey Center

The University of New Hampshire

Survey Center

The UNH Survey Center is an independent, non-partisan academic survey research organization and a division of the UNH College of Liberal Arts.

The Survey Center conducts telephone, mail, e-mail, Internet, and intercept surveys, as well as focus groups and other qualitative research for university researchers, government agencies, public non-profit organizations, private businesses, and media clients.

Our senior staff have over 50 years experience in designing and conducting custom research on a broad range of political, social, health care, and other public policy issues.

Dr. Andrew E. Smith, Director
UNH Survey Center
Huddleston Hall
Durham, New Hampshire 03824
603/862-2226 (voice)
603/862-1488 (FAX)
Andrew.Smith@unh.edu

Table of Contents

Executive Summary.....1

Key Findings.....1

Demographics.....2

Town Services.....3

Town Initiatives.....8

Town Government12

Town Involvement/Communication.....13

Technical Report.....18

Appendix A: Detailed Tabular Results.....19

Appendix B: Open-Ended Responses.....65

Appendix C: Survey Instrument.....94

Executive Summary

The University of New Hampshire Survey Center conducted a survey of Hartford community members about their opinion of the town and what the town's budgetary priorities should be in the future. In September, 2016 surveys were sent to all six-thousand six hundred and thirty (6,630) addresses and Post Office boxes in the Town of Hartford. A reminder postcard was sent out and additional surveys were available at different town locations and provided to residents at the polls on election day in order to boost participation. Nine hundred and thirty-one (931) residents and community members completed the survey (see Technical Report for a more detailed description of survey methods). The following figures display survey results, detailed tabular results can be found in Appendix A and Appendix B contains the open-ended responses and Appendix C contains the survey instrument.

Key Findings

- Among town services, Hartford community members are most likely to be very satisfied or satisfied with road maintenance during wintertime (83%), the solid waste transfer station (79%), and road maintenance during summertime (78%). Community members are least likely to be satisfied or very satisfied with Planning & Development (50%) and Health and Social Services (47%). However, 28% of respondents report not having used Planning & Development and 42% report the same about Health and Social Services, as well as 33% for EMS and 31% for the Fire Department.
- A majority or plurality of Hartford community members would like to see funding for each listed town service stay the same. Community members are most likely to want increased funding for road maintenance during summertime (29%), libraries (24%), road maintenance during wintertime (23%), and Health and Social Services (21%). Community members are most likely to want decreased funding for Administration (29%), Planning & Development (22%), and Parks & Recreation (18%).
- Hartford community members are divided on their preferred option for future town budgets. A slim plurality of community members (32%) would like the Town to somewhat reduce services (4%-6% tax increase). Slightly more than a quarter (28%) would prefer the town significantly reduce or eliminate services (0%-3% tax increase), while slightly under a quarter (23%) would prefer the town fully fund services (7%-10% tax increase).
- Among town initiatives, Hartford community members are most likely to favor the town increasing parking in White River Junction downtown (57%) and creating a town trail network (55%). Fifty-three percent of residents each want the town to increase bike lanes and to increase the amount of sidewalks, and 44% would like to restore Wright's Reservoir. While these initiatives are supported by around 50% of respondents, relatively few would favor these initiatives if they required higher property taxes.
- A slight majority (55%) of Hartford community members favor (27% strongly, 28% somewhat) complete curbside pickup in Hartford. Nearly a third of respondents (31%) oppose curbside pickup and 14% don't know or have no opinion.
- A slight plurality of Hartford community members (40%) would prefer that roads in Hartford be paved on schedule only when there are sufficient funds to do so while slightly more than a third (35%) would prefer that all roads in Hartford be paved on schedule regardless of the effect on other town programs. Nineteen percent want to convert some paved roads back to dirt roads and 7% don't know or have no opinion.
- Just under half of Hartford community members agree that they are pleased with the overall direction the town is taking (49%), that Town Government welcomes citizen involvement (47%), that the Town Government is run for the benefit of all of the people (44%), and that they receive good value for the taxes they pay (43%). A plurality of community members disagree that the Town is effective at attracting new businesses (38%) or new families (36%).
- Nearly two-thirds of Hartford community members (61%) report they always vote in Hartford town elections while 18% do so frequently. Only 9% of respondents say that they never vote in Hartford town elections. Very few respondents report they always or frequently attend Town Meeting events (17%), or serve on Town Boards or Committees (6%).
- Just over half (51%) of Hartford community members visit the Town of Hartford website once every 2-3 months or more often, while a quarter (26%) never visit the website. Twenty-four percent watch town meetings on Community Access (CATV) once every 2-3 months or more often, while six in ten (59%) never do so. Very few community members (12%) attend Hartford Board or Committee Meetings at least once every 2-3 months and 59% never attend.
- Forty-three percent of Hartford community members rate the Town of Hartford website as excellent (4%) or good (39%). A quarter (24%) rate the website as fair while 3% rate it as poor and 30% were unsure.
- Thirty-seven percent of Hartford community members say that direct mailing is the best way for the Town of Hartford to inform them about what the town is doing. Slightly over a third (35%) would prefer communication via emails/listservs, 24% would choose the town website, and 17% say newspaper ads are the best way to inform them.

Demographics

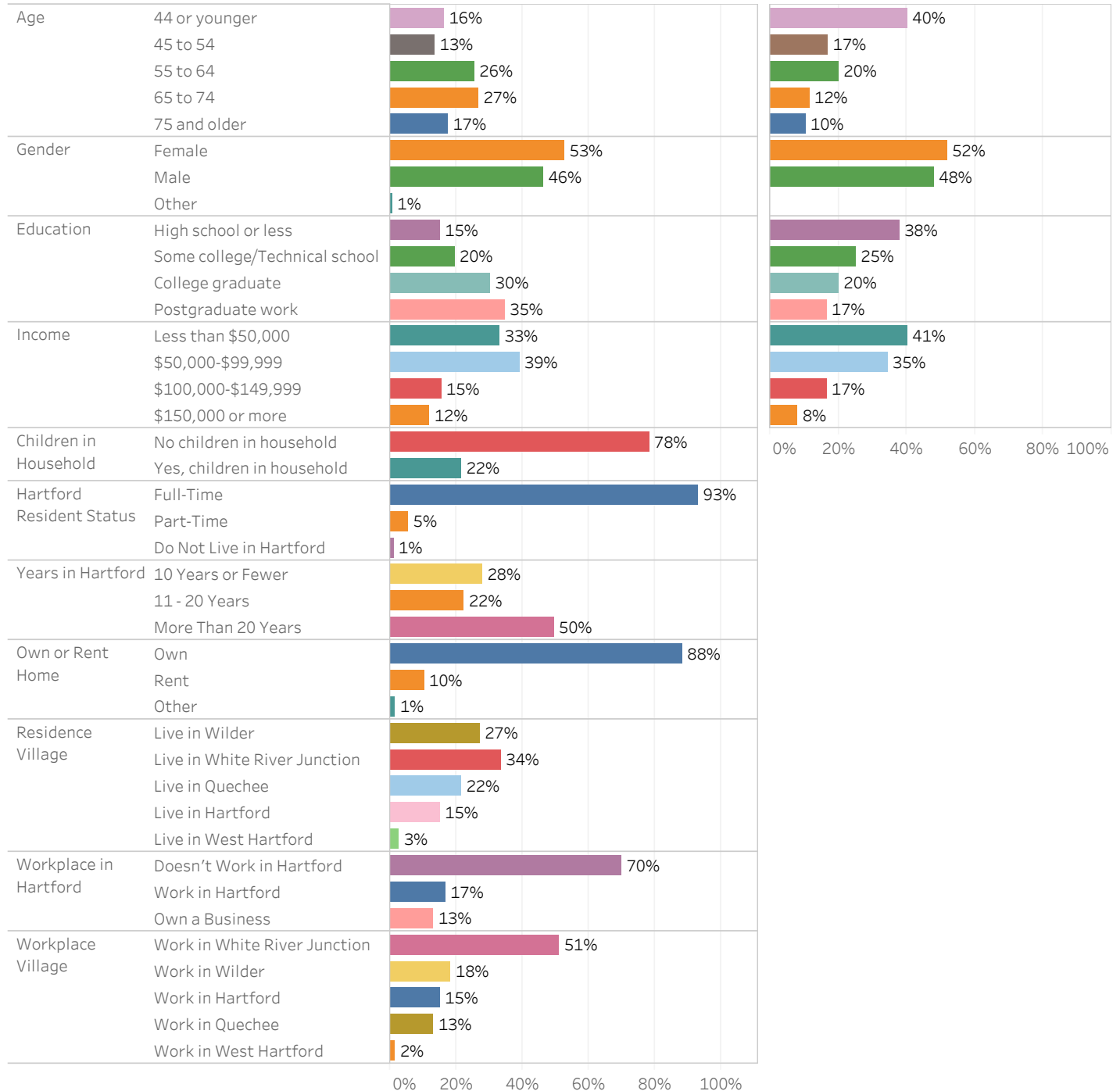
Based upon estimates in the 2014 American Community Survey (ACS), respondents to this survey tended to be older and more educated than the population of Hartford as a whole, which is common for surveys of this type. The gender and income of respondents are similar to the ACS estimates of the town as a whole.

More than three quarters (78%) of respondents do not have children in their household, 93% live in Hartford full-time, half (50%) have lived in Hartford for more than 20 years, and more than two-thirds (70%) do not work in Hartford.

Survey Respondents

Hartford Population

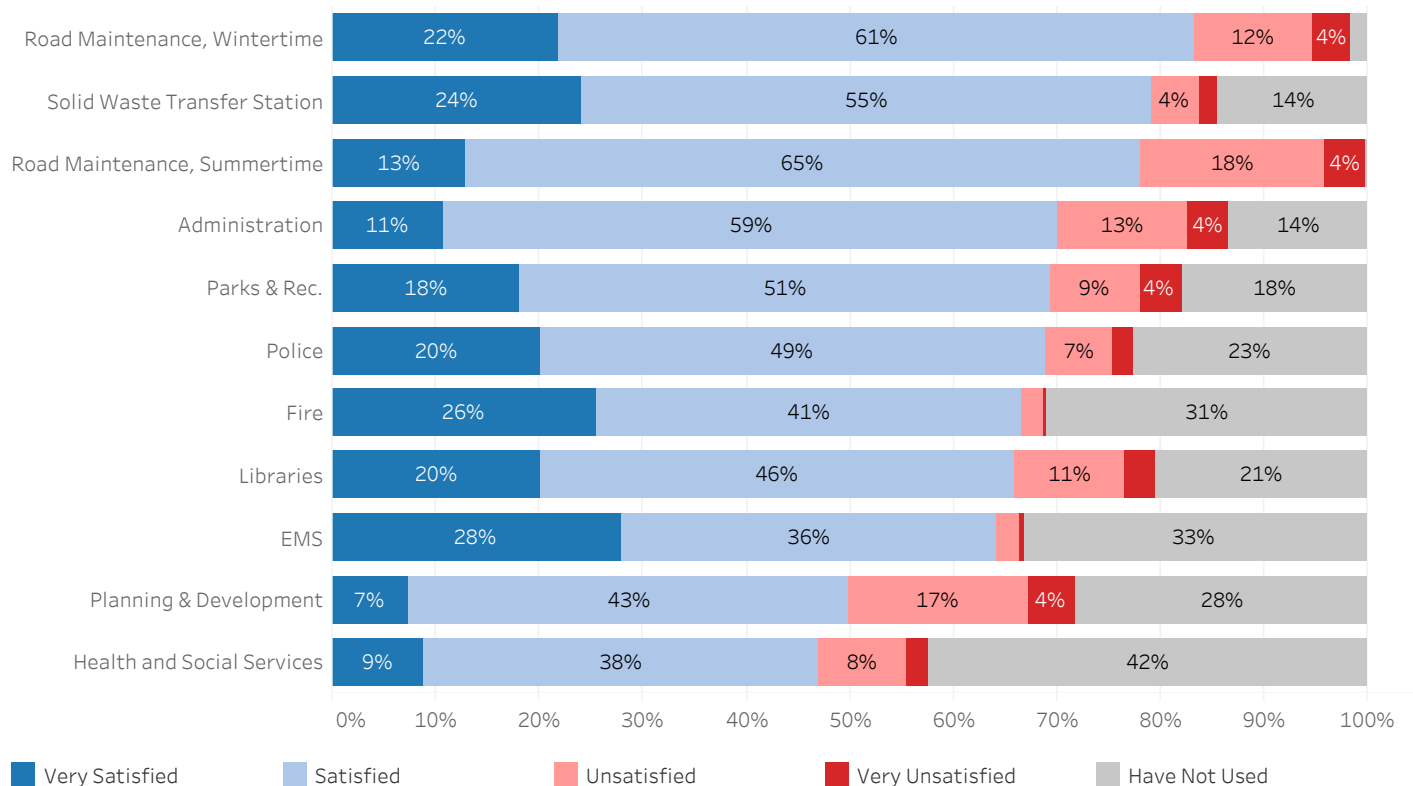
Due to rounding, all percentages may not add to 100%



Town Services

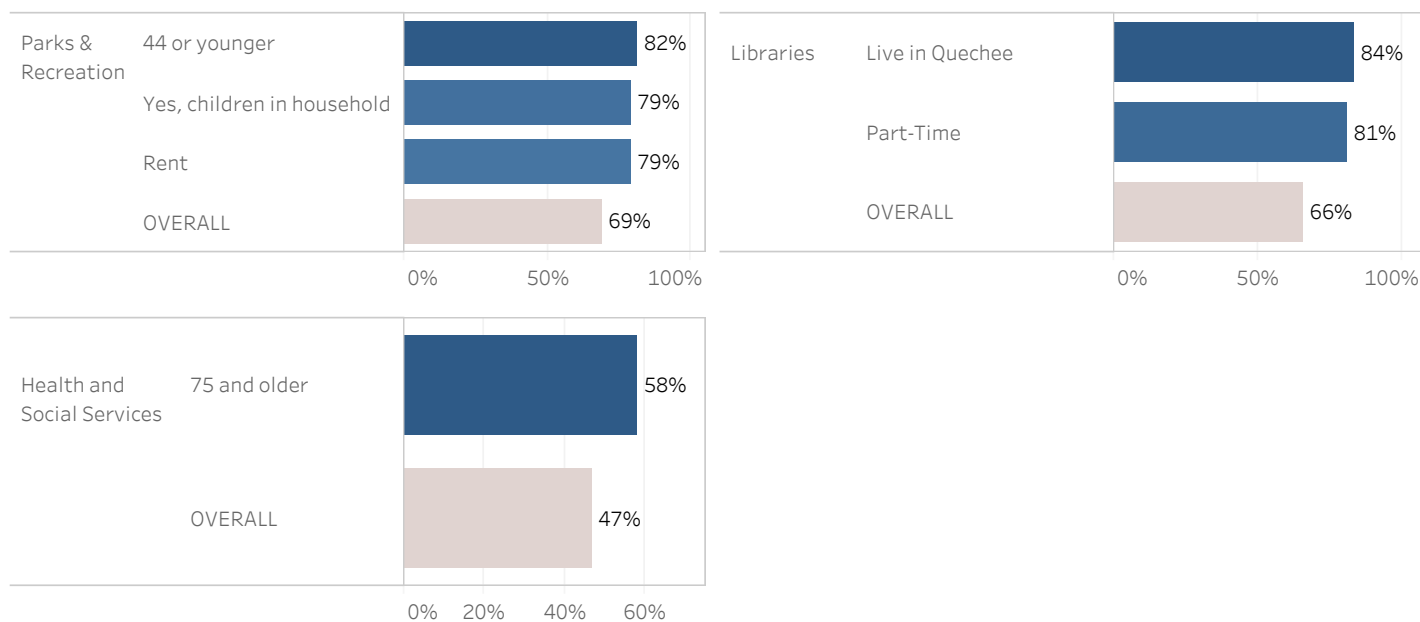
Among town services, Hartford community members are most likely to be very satisfied or satisfied with road maintenance during wintertime (83%), the Solid Waste Transfer Station (79%), and road maintenance during summertime (78%). Community members are least likely to be satisfied or very satisfied with Planning & Development (50%) and Health and Social Services (47%). However, 28% of respondents report not having used Planning & Development and 42% report the same about Health and Social Services, as well as 33% for EMS and 31% for the Fire Department.

Figure 1a: Satisfaction with Town Services



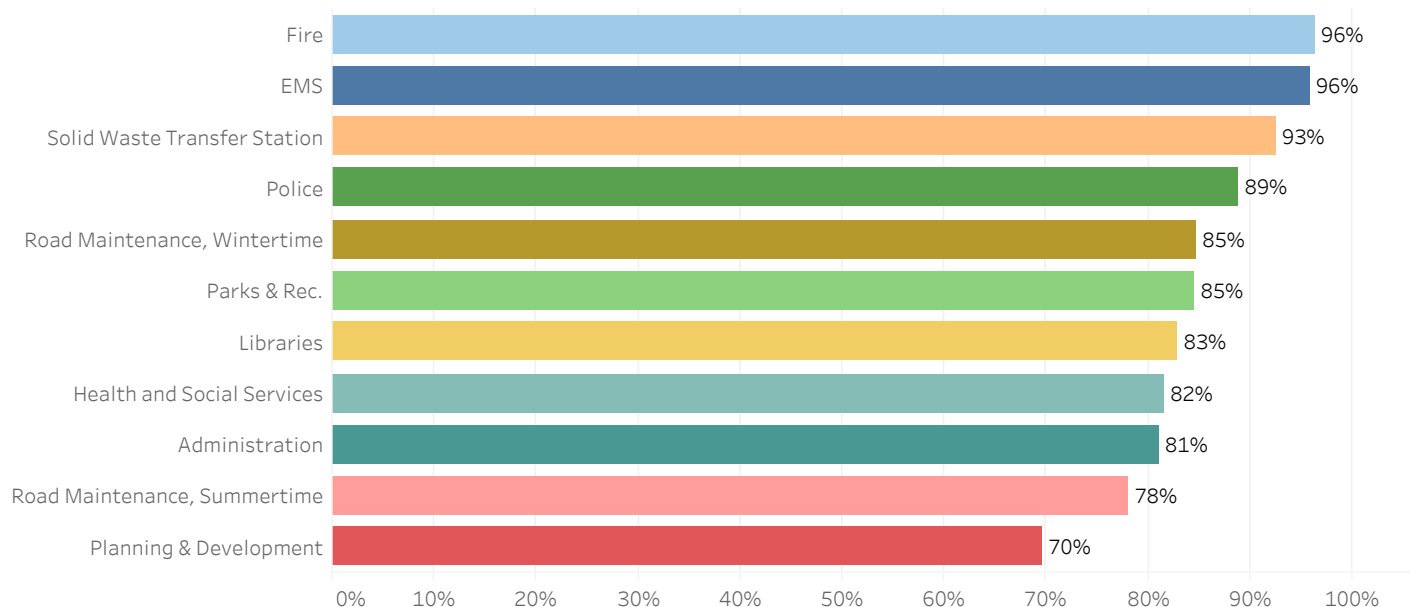
- Hartford community members who are 44 or younger, those with children in their household, and those who rent their home are more likely than others to be satisfied or very satisfied with the Parks & Recreation Department.
- Hartford community members who live in the village of Quechee and those who are part-time residents are more likely than others to be satisfied or very satisfied with the libraries.
- Hartford community members aged 75 and older are more likely than others to be satisfied or very satisfied with Health and Social Services in Hartford.

Figure 1b: Satisfaction with Town Services - Responded "very satisfied" or "satisfied," by selected demographics



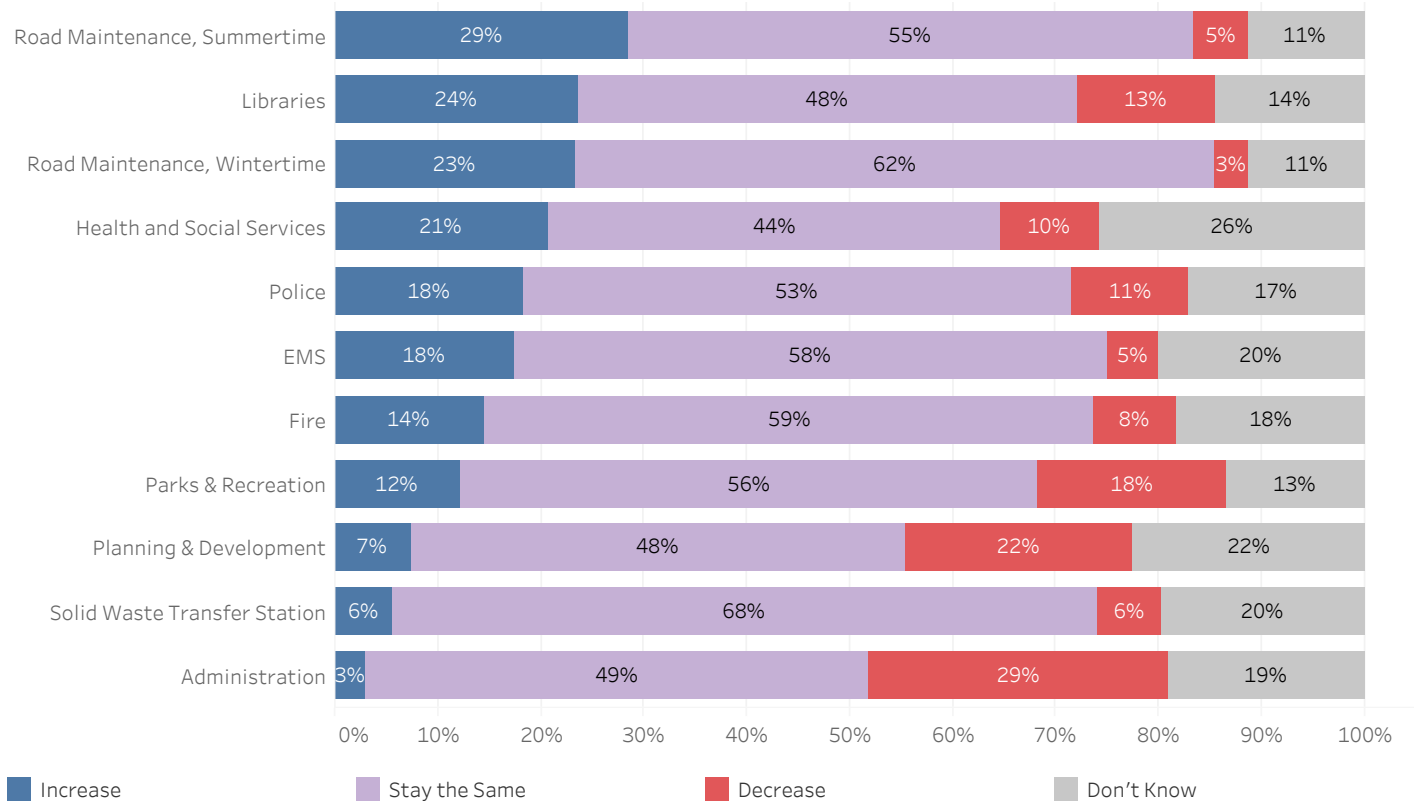
When excluding those who said they have not used a particular service, the large majority of Hartford community members are very satisfied or satisfied with all listed town services. They are most likely to say they are very satisfied or satisfied with the Fire Department (96%), EMS (96%), the Solid Waste Transfer Station (93%), and the Police Department (89%). Residents were least frequently satisfied or very satisfied with road maintenance during the summertime (78%) and Planning & Development (70%).

Figure 1c: Satisfaction with Town Services - Percent responding "very satisfied" or "satisfied," excluding "have not used"



A majority or plurality of Hartford community members would like to see funding for each listed town service stay the same. Community members are most likely to want increased funding for road maintenance during summertime (29%), libraries (24%), road maintenance during wintertime (23%), and Health and Social Services (21%). Less than ten percent of respondents would like to see increased funding for Planning & Development (7%), the Solid Waste Transfer Station (6%), and Administration (3%). Community members are most likely to want decreased funding for Administration (29%), Planning & Development (22%), and Parks & Recreation (18%) and are least likely to want decreased funding for road maintenance during the wintertime (3%), road maintenance during the summertime (5%) and EMS (5%).

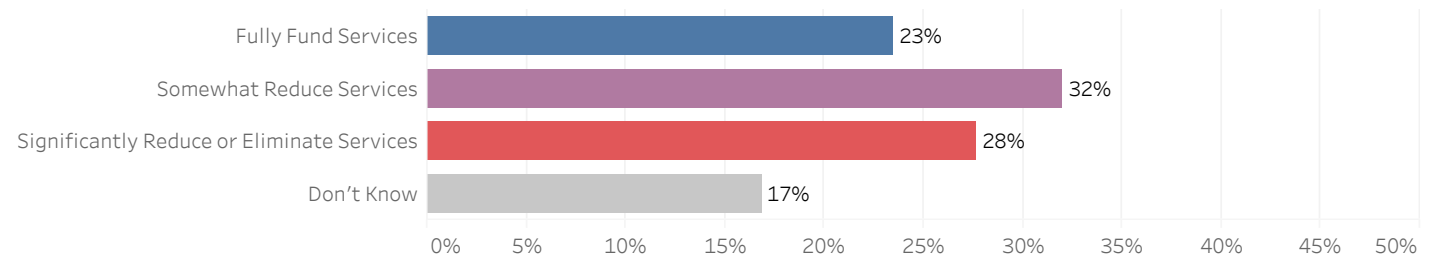
Figure 2a: Funding for Town Services



- Hartford community members aged 44 or younger and those who rent their home are more likely than others to say the budget for Parks & Recreation should increase.
- Hartford community members with a household income of \$150,000 or more are more likely than others to say the budget for Planning & Development should increase. Those without a college degree and those who own a business are more likely than others to say their budget should decrease.
- Hartford community members who rent their home are more likely than others to say the budget for road maintenance during the wintertime should increase.
- Hartford community members aged 44 or younger and those who rent their home are more likely than others to say the budget for Health and Social Services should increase.

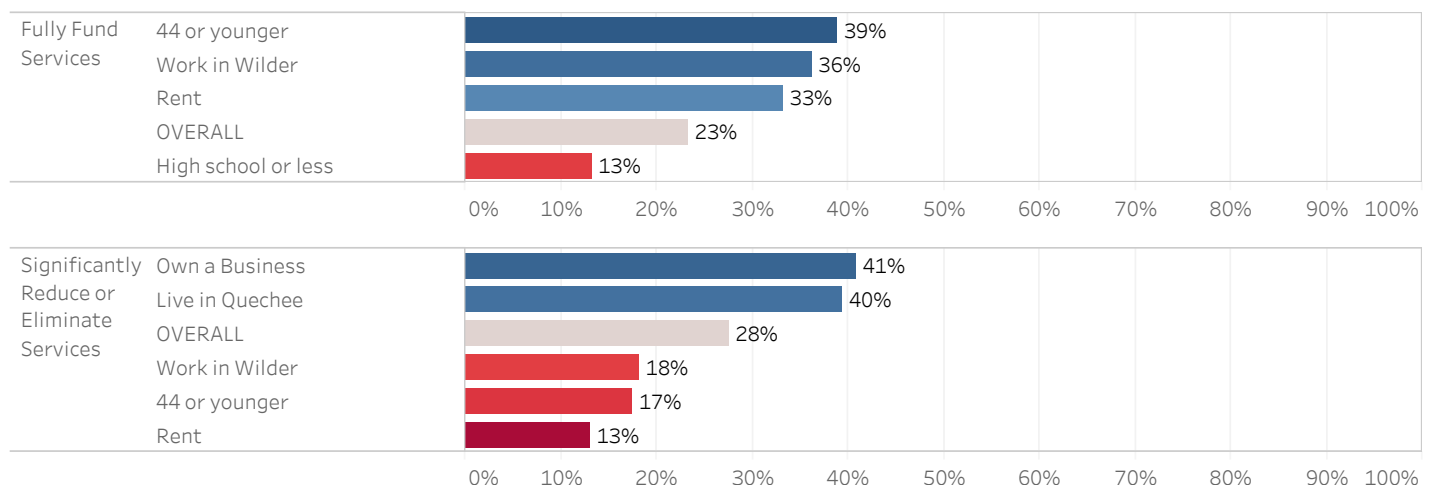
Hartford community members are divided on their preferred option for future town budgets. A slim plurality (32%), would like the Town to somewhat reduce services, a plan that would result in a 4%-6% increase in taxes. Slightly more than a quarter (28%) of community members would prefer the town significantly reduce or eliminate services, resulting in a 0%-3% increase in taxes, while slightly under a quarter (23%) would prefer the town fully fund services, resulting in a 7%-10% increase in taxes. Seventeen percent don't know which option they would be most likely to support.

Figure 3a: In 2015, the Selectboard determined the Town of Hartford has been operating with understaffed departments and neglected capital improvements. Which of the following options would you be most likely to support for future town budgets?



- Hartford community members aged 44 or younger, those who work in the village of Wilder, and those who rent their home are more likely than others to support fully funding town services. Those with a high school degree or less are less likely to support this plan.
- Hartford community members who own a business and those who live in the village of Quechee are more likely than others to prefer the town significantly reduce or eliminate services while those who work in the village of Wilder, those aged 44 or younger, and those who rent their home are less likely to support this plan.

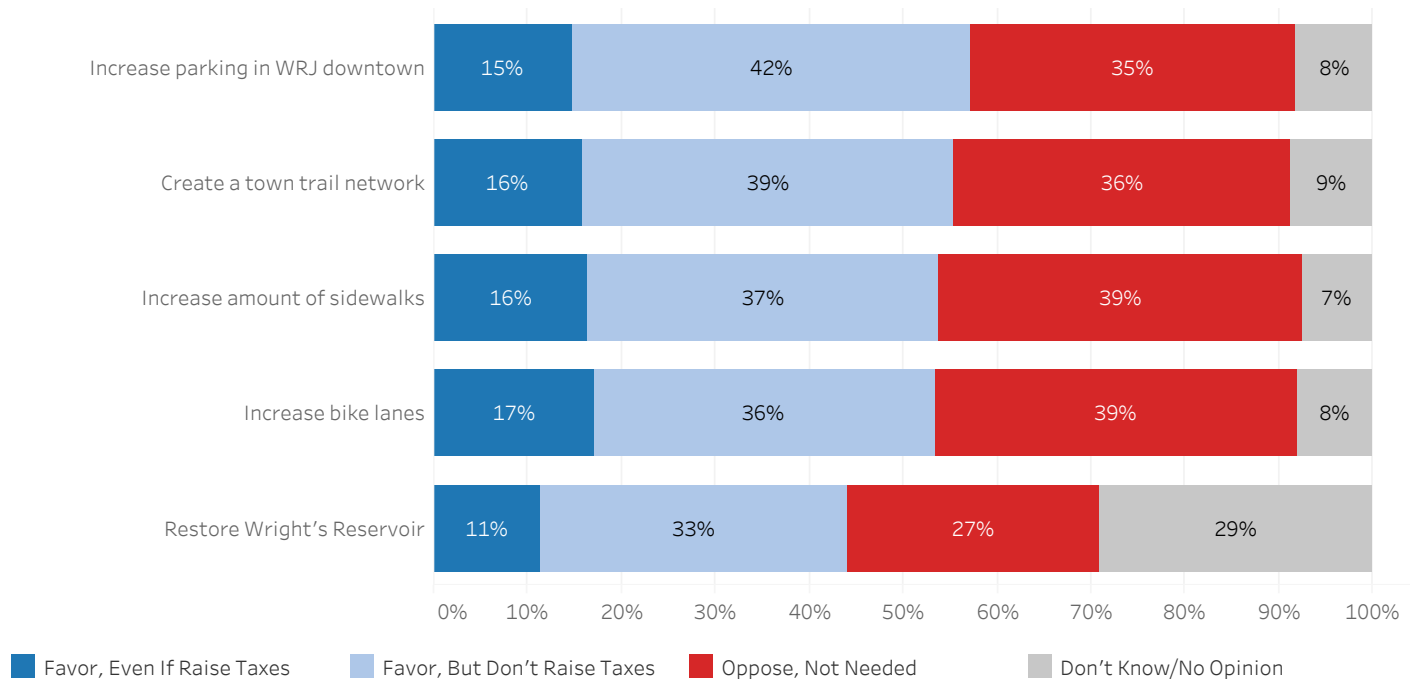
Figure 3b: Which of the following options would you be most likely to support for future town budgets?



Town Initiatives

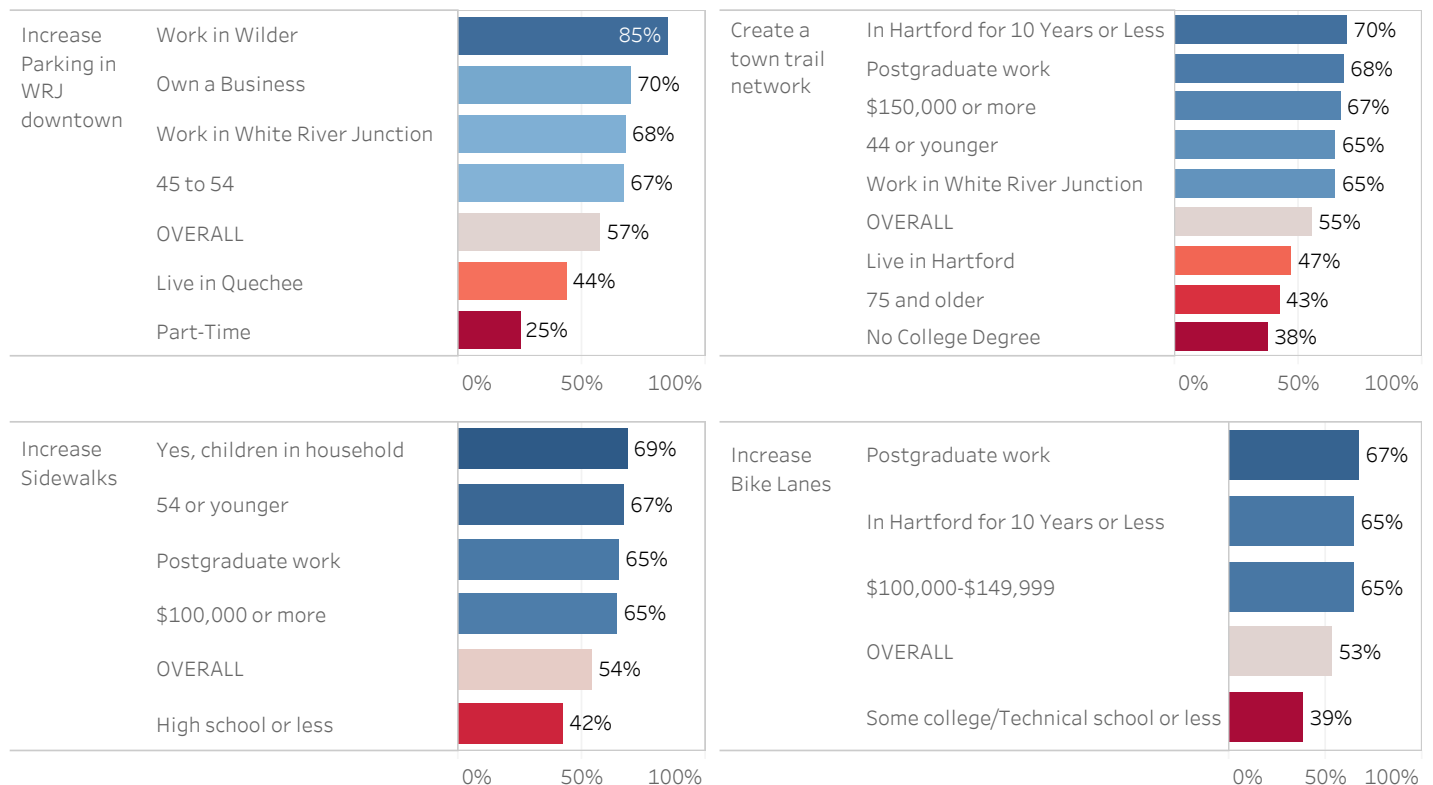
Among town initiatives, Hartford community members are most likely to favor the town increasing parking in White River Junction downtown (57%) and creating a town trail network (55%). Fifty-three percent of residents each want the town to increase bike lanes and to increase the amount of sidewalks, and 44% would like to restore Wright's Reservoir. While these initiatives are supported by around 50% of respondents, relatively few would favor these initiatives if they required higher property taxes.

Figure 4a: Please indicate if you favor or oppose the following potential projects in Hartford, and if you favor them, are you willing to pay higher property taxes for them?



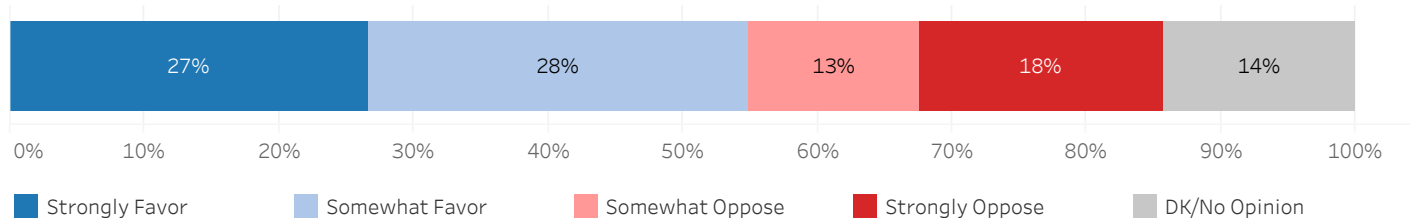
- Hartford community members who work in the village of Wilder, those who own a business, those who work in White River Junction, and those aged 45 to 54 are more likely than others to support increasing parking in WRJ downtown. Those who live in the village of Quechee and those who live in the town of Hartford part-time are less likely to support this initiative.
- Hartford community members who have lived in Hartford for 10 years or less, those who have completed postgraduate work, those with a household income of \$150,000 or more, those aged 44 or younger, and those who work in White River Junction are more likely than others to support creating a town trail network. Those aged 75 and older and those without a college degree are less likely to support this initiative.
- Hartford community members with children in the household, those aged 54 or younger, those who have completed postgraduate work and those with a household income of \$100,000 or more are more likely than others to support increasing sidewalks. Those with a high school degree or less are less likely to support this initiative.
- Hartford community members who have completed postgraduate work, those who have lived in Hartford for 10 years or less, and those with a household income between \$100,000 and \$149,999 are more likely than others to support increasing bike lanes. Those without a college degree are less likely than others to support this initiative.
- There are no significant demographic differences among Hartford community members on restoring Wright's Reservoir.

Figure 4b: Please indicate if you favor or oppose the following potential projects in Hartford, and if you favor them, are you willing to pay higher property taxes for them? Responded "Favor, even if higher taxes" or "Favor, but don't raise taxes"



A slight majority (55%) of Hartford community members favor (27% strongly, 28% somewhat) complete curbside pickup for town residents in Hartford. Nearly a third of respondents (31%) oppose complete curbside pickup and 14% don't know or have no opinion.

Figure 5a: The town of Hartford has been investigating the possibility of extending the residential recycling pickup to include garbage and trash. If it was on the ballot in March of 2017 would you favor or oppose complete curbside pickup for town residents?



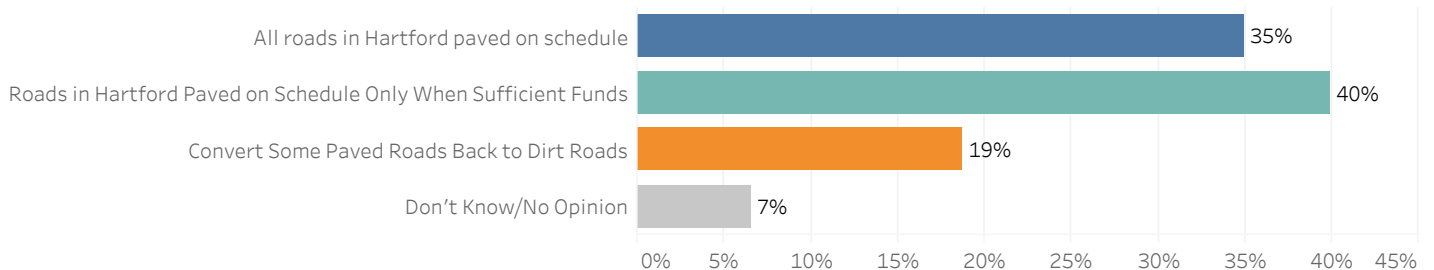
- There are no significant demographic differences among Hartford community members regarding a plan for complete curbside pickup.

Q5: Please indicate if there are any additional projects you would like to see the Town of Hartford invest in

When asked about additional projects the Town of Hartford could invest in, community members frequently cited completion of the proposed "pocket park" in the village of Quechee. Others mentioned infrastructure improvements as well as alterations and improvements to road networks in the town. Many also expressed a desire to avoid any additional projects in order to maintain or reduce the tax burden. See Appendix B for full open-ended responses.

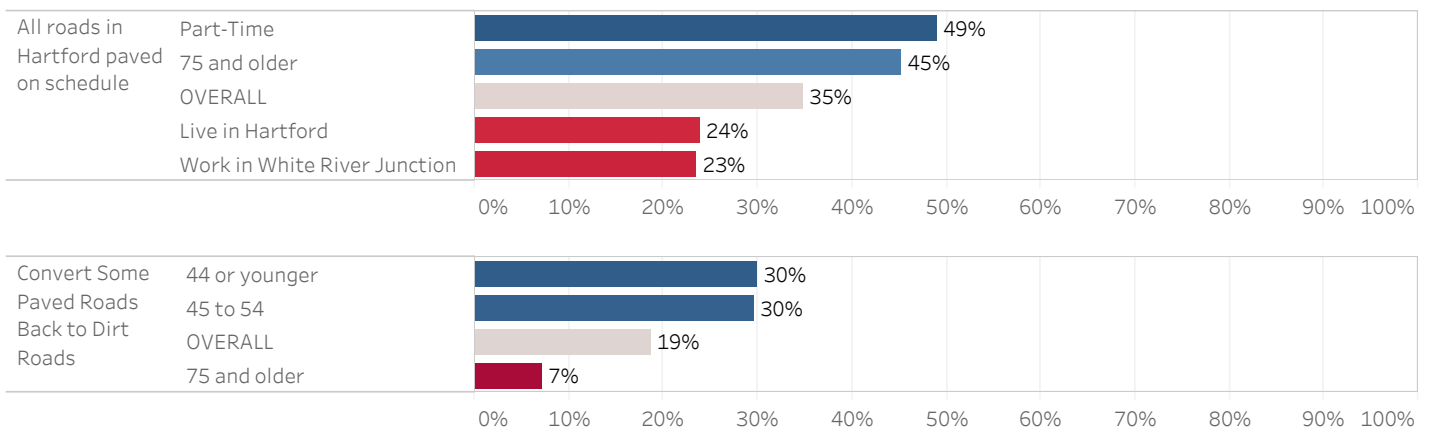
A slight plurality of Hartford community members (40%) would prefer that roads in Hartford be paved on schedule only when there are sufficient funds to do so while slightly more than a third (35%) would rather that all roads in Hartford be paved on schedule regardless of the effect on other town programs. Nineteen percent want to convert some paved roads back to dirt roads and 7% don't know or have no opinion.

Figure 6a: Paving roads costs about \$150,000 per mile and lasts about 10 years. Hartford has nearly 100 miles of paved road. Even at a rate of \$1 million a year, road paving falls behind at a rate of about 3 miles per year. If you were on the Selectboard and had the decide, which of the following strategies would you be most likely to support?



- Hartford community members who live in Hartford part-time and those aged 75 and older are more likely than others to prefer that all roads in Hartford be paved on schedule. Those who live in the village of Hartford and those who work in White River Junction are less likely than others to prefer this plan.
- Hartford community members aged 54 and younger are more likely than others to prefer the Town convert some paved roads back to dirt roads. Those aged 75 and older are less likely than others to prefer this plan.

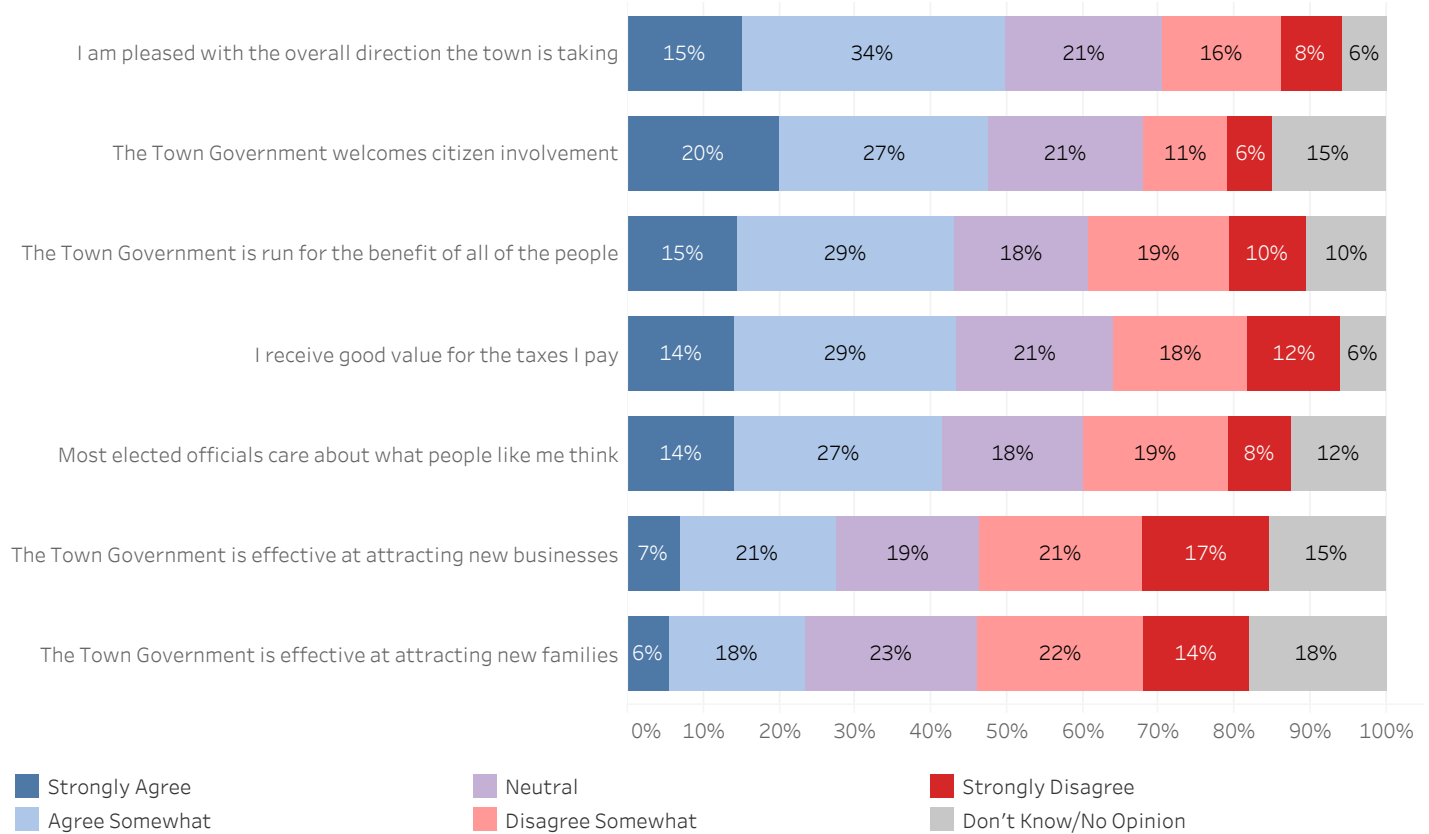
Figure 6b: If you were on the Selectboard and had the decide, which of the following strategies would you be most likely to support? By selected demographics



Town Government

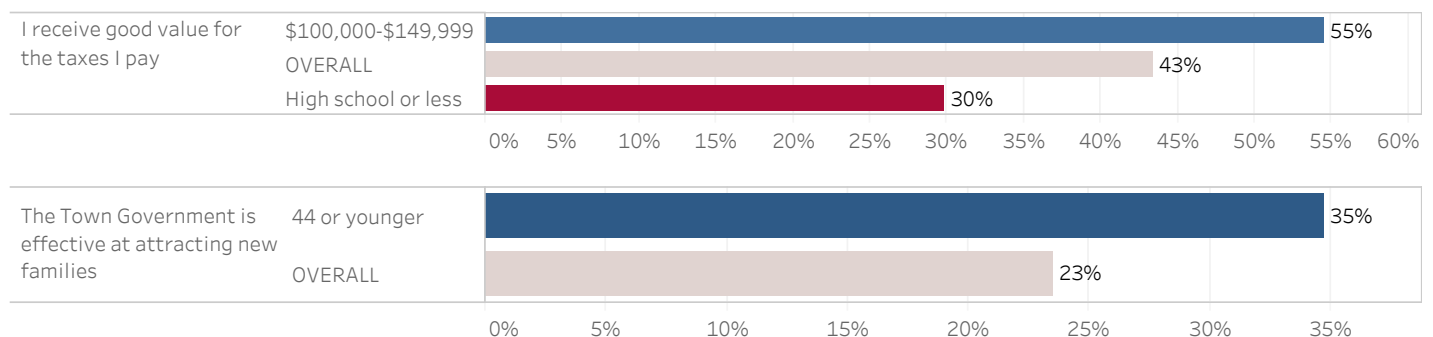
Just under half of Hartford community members agree that they are pleased with the overall direction the town is taking (49%), that Town Government welcomes citizen involvement (47%), that the Town Government is run for the benefit of all of the people (44%), and that they receive good value for the taxes they pay (43%). A plurality of community members disagree that the Town Government is effective at attracting new businesses (38%) or new families (36%).

Figure 7a: Please indicate whether you agree or disagree with the following statements about the Town of Hartford...



- Hartford community members with a household income between \$100,000 and \$149,999 are more likely than others to agree that they receive good value for the taxes they pay. Those with a high school degree or less are less likely to say they agree.
- Hartford community members aged 44 or younger are more likely than others to agree that the Town Government is effective at attracting new families.

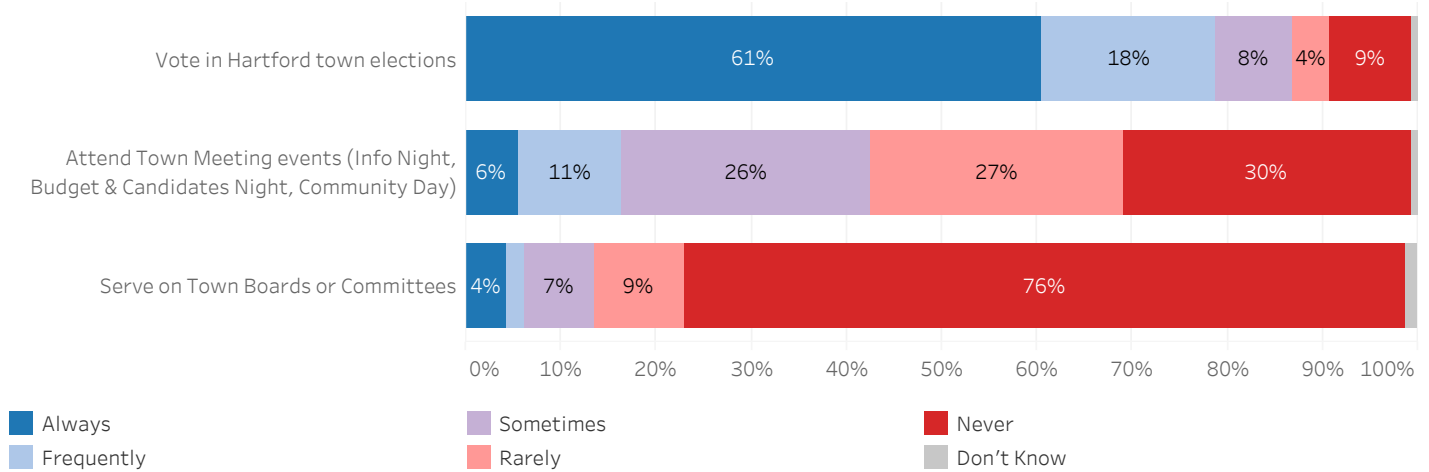
Figure 7b: Town Government Assessment by selected demographics



Town Involvement/Communication

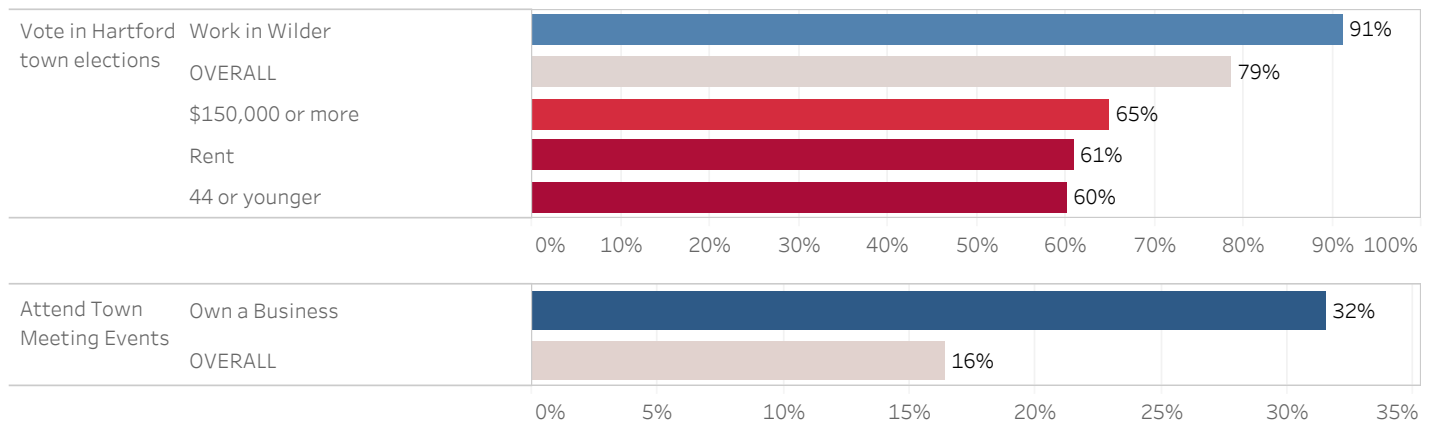
Nearly two-thirds of Hartford community members (61%) report they always vote in Hartford town elections while 18% do so frequently. Only 9% of respondents say that they never vote in Hartford town elections. Very few respondents report they always or frequently attend Town Meeting events (17%), or serve on Town Boards or Committees (6%).

Figure 8a: How often do you do each of the following?



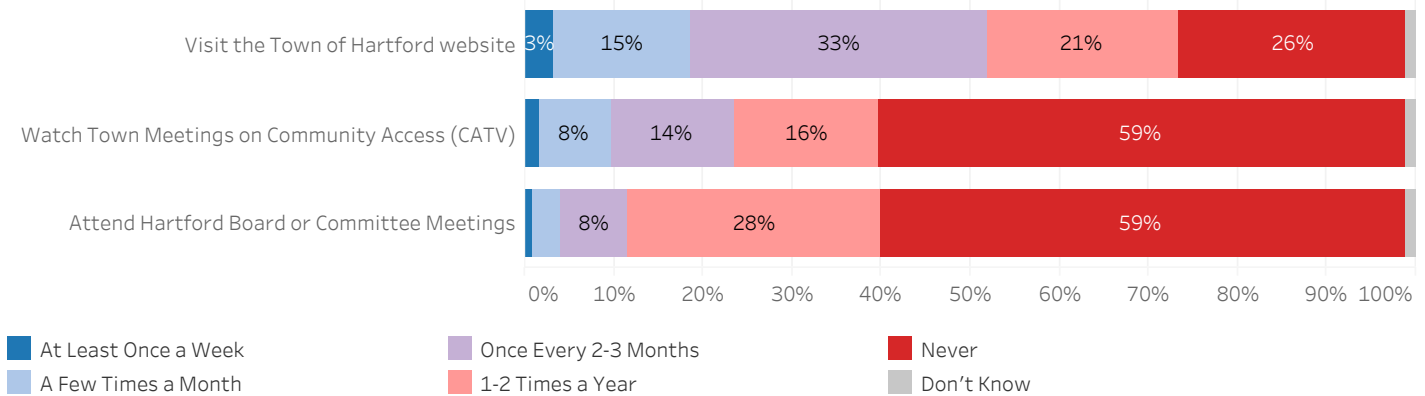
- Hartford community members who work in the village of Wilder are more likely than others to say they always or frequently vote in Hartford town elections. Those with a household income of \$150,000 or more, those who rent their home, and those who are aged 44 or younger are less likely to always or frequently vote.
- Hartford community members who own a business are more likely than others to say they always or frequently attend Town Meeting events.

Figure 8b: How often do you do each of the following? - By selected demographics



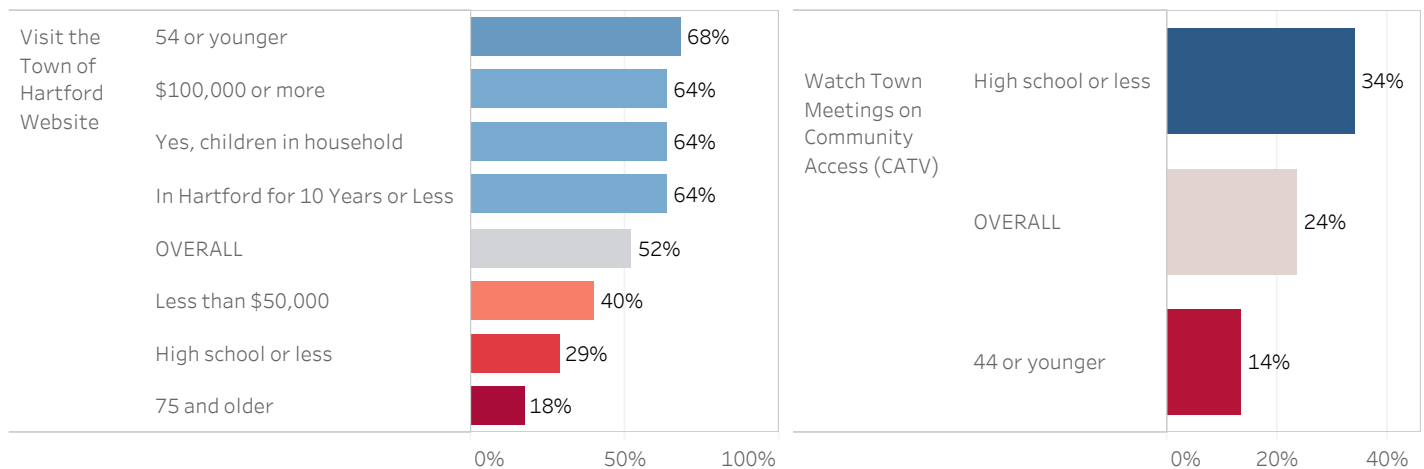
Just over half (51%) of Hartford community members visit the Town of Hartford website once every 2-3 months or more often, although only 18% use it at least a few times a month, while a quarter (26%) never visit the website. Twenty-four percent of community members watch town meetings on Community Access (CATV) once every 2-3 months or more often, while six in ten (59%) never do so. Very few community members attend Hartford Board or Committee Meetings, with only 12% doing so once every 2-3 months or more often and 59% never attending.

Figure 8c: How often do you do each of the following?



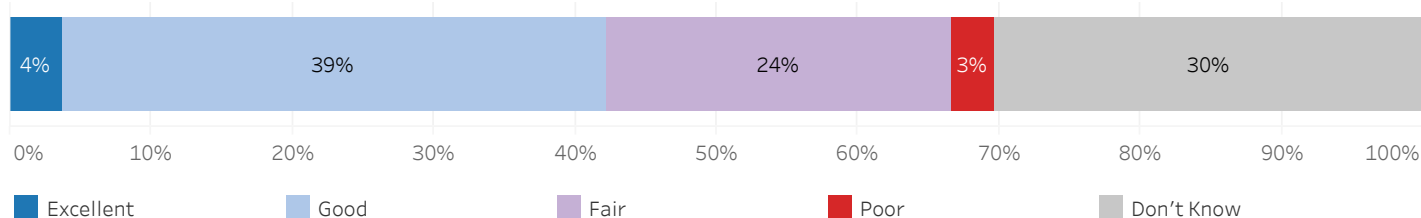
- Hartford community members aged 54 or younger, those with a household income of \$100,000 or more, those who have been in Hartford for 10 years or less, and those with children in the household are more likely than others to visit the Town of Hartford Website at least once every 2-3 months. Those with a household income below \$50,000, those with a high school degree or less, and those aged 75 or older are less likely visit the town's website.
- Hartford community members with a high school degree or less are more likely than others to watch Town Meetings on Community Access (CATV) at least once every 2-3 months, while those aged 44 or younger are less likely to do so.

Figure 8d: How often do you do each of the following? - By selected demographics



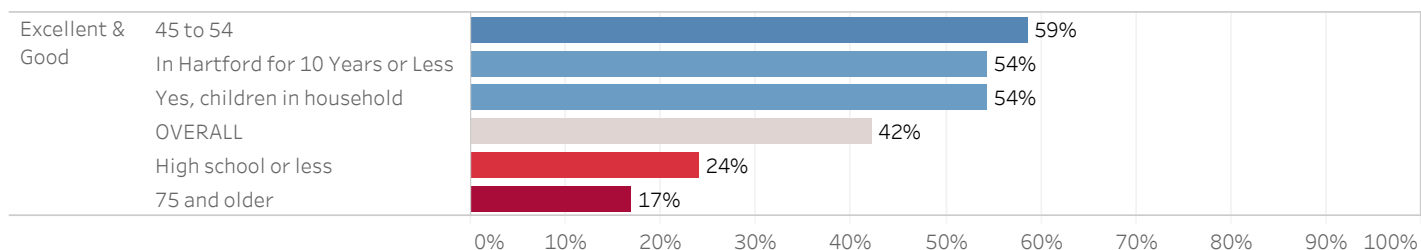
Forty-three percent of Hartford community members rate the Town of Hartford website as excellent (4%) or good (39%). A quarter (24%) rate the website as fair while 3% rate it as poor and 30% were unsure.

Figure 9a: How would you rate the Town of Hartford website?



- Hartford community members aged 45 to 54, those who have lived in Hartford for 10 years or less, and those with children in the household are more likely than others to rate the Town of Hartford website as excellent or good. Those with a high school degree or less and those aged 75 and older are less likely to rate the website this highly and more likely to not have an opinion.

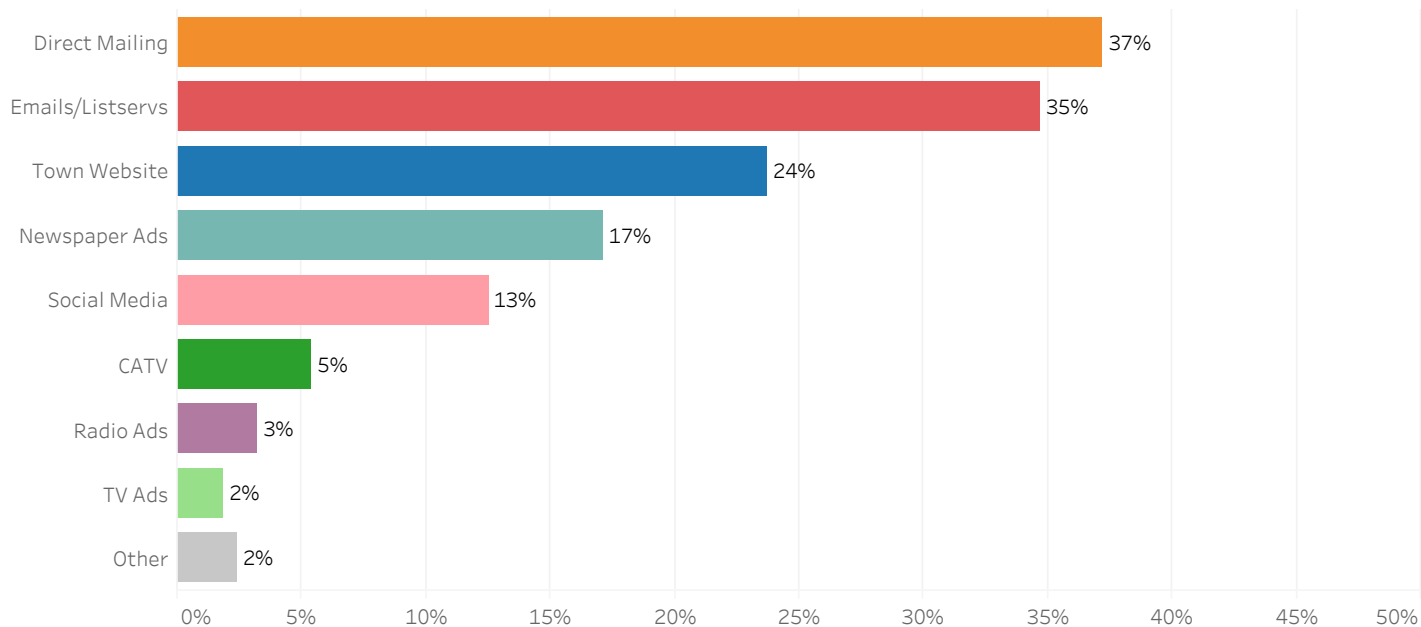
Figure 9b: How would you rate the Town of Hartford website? Responded "Excellent" or "Good" - By selected demographics



Thirty-seven percent of Hartford community members say that direct mailing is the best way for the Town of Hartford to inform them about what they are doing. Slightly over a third (35%) would prefer communication via emails/listservs, 24% would choose the town website, and 17% say newspaper ads are the best way to inform them about what the town is doing. Fewer respondents cited social media (13%), CATV (5%), radio ads (5%) or TV ads (2%).

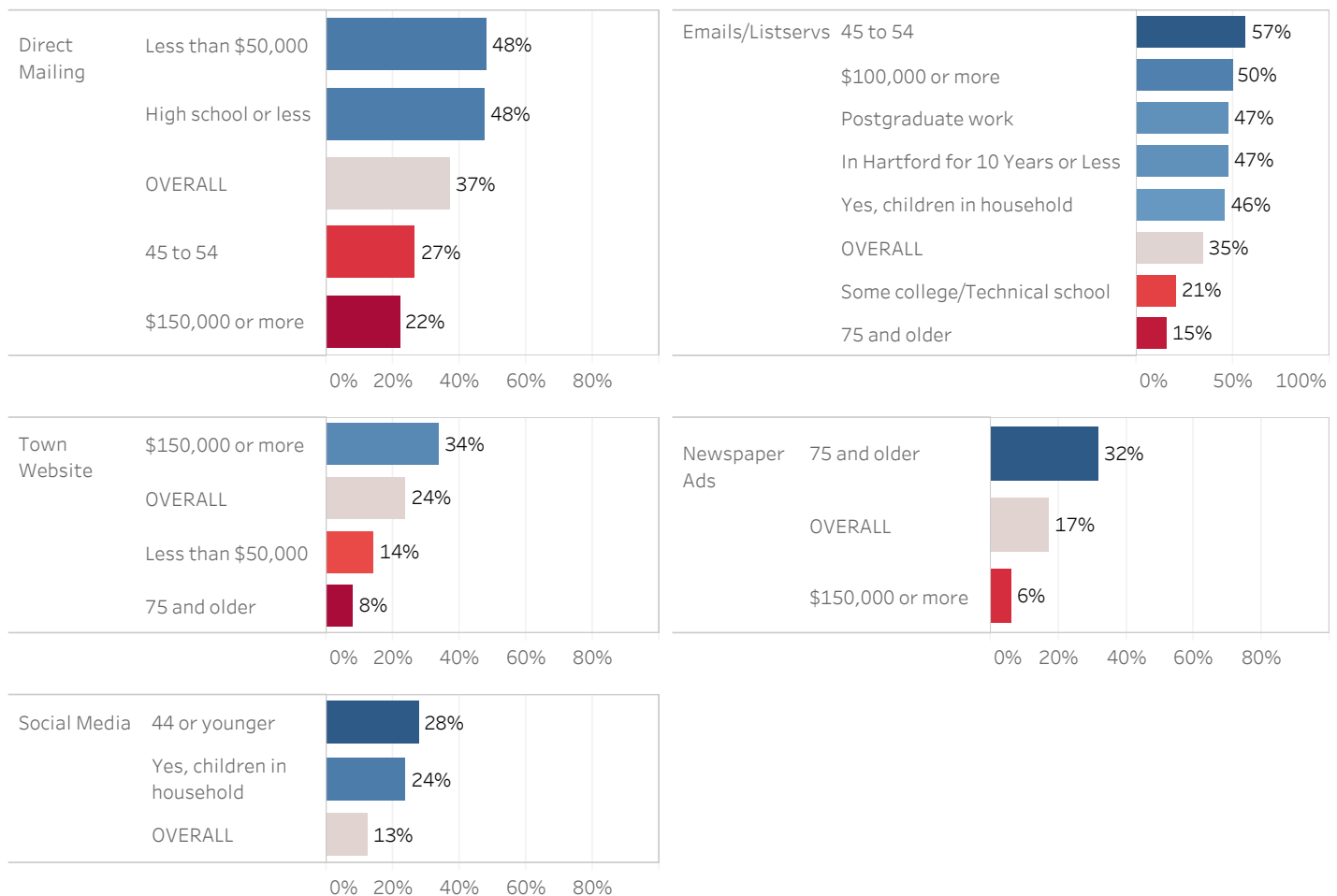
Figure 10a: What is the best way for the Town of Hartford to better inform you about what it is doing?

(Note: Percentages do not add up to 100% as some respondents circled multiple sources)



- Hartford community members with a household income of less than \$50,000 and those with a high school degree or less are more likely than others to prefer the Town of Hartford inform them via direct mailing. Those aged 45 to 54 and those with a household income of more than \$150,000 are less likely to prefer this method.
- Hartford community members aged 45 to 54, those with a household income of \$100,000 or more, those who have completed postgraduate work, those who have lived in Hartford for 10 years or less and those with children in their household are more likely than others to prefer the Town of Hartford inform them via emails/listservs. Those with some college/technical school education or less and those aged 75 or older are less likely to prefer this method.
- Hartford community members with a household income of \$150,000 or more are more likely than others to prefer the Town of Hartford inform them via the town website. Those with a household income below \$50,000 and those aged 75 and older are less likely to prefer this method.
- Hartford community members aged 75 and older are more likely than others to prefer the Town of Hartford inform them via newspaper ads. Those with a household income of \$150,000 or more are less likely to prefer this method.
- Hartford community members aged 44 or younger and those with children in their household are more likely than others to prefer the Town of Hartford inform them via social media.

Figure 10b: What is the best way for the Town of Hartford to better inform you about what it is doing? By selected demographics



Technical Report

How the Surveys Were Distributed

In September 2016, the Hartford Community Survey was mailed out to all addresses and Post Office boxes in the Town of Hartford using EDDM (Every Door Direct Mail) with the United States Postal Service. Surveys were also sent to a small list of people who are registered voters in Hartford but do not have a mailing address in town. A reminder postcard was also sent to all addresses in order to encourage completing the survey. Additional surveys were available at multiple locations in town (the Municipal Building, Libraries, Quechee Club) for those who did not recall receiving a survey or those who had multiple adults in a household who wished to take one. In an effort to increase participation, surveys were also distributed to residents at the polls on voting day.

Response Rate

Overall, 931 community members completed the survey – 678 from a survey that was mailed to them, 52 from one of the locations in town, and 201 from voting day. Applying a response rate with only surveys completed that were mailed out (678) by the total number that were mailed out (6,630) yields a response rate of 10%. When including all 931 completed surveys the response rate is 14%. However, Hartford is a town with a large number of seasonal residences, and this should be taken into consideration when assessing response. According to the 2014 American Community Survey estimates, there are 4,430 occupied year-round households in the Town of Hartford. When using this number and taking the number of full-time residents who completed the survey via mail (618) the response rate is 14%. When including all 858 full-time residents who took the survey, the response rate is 19%, which is much more in line with response rates we've seen in similar types of surveys conducted in the past.

Sampling Error

Because the Hartford Community Survey was sent out to all addresses in town and was not a random sample, there is no sampling error that should be applied to these findings.

Appendix A

Q1A_1 - Town services satisfaction: Police

		Very Satisfied	Satisfied	Unsatisfied	Very Unsatisfied	Have Not Used	Number Responding
Hartford Community Members		20%	49%	7%	2%	23%	876
Age	44 or younger	19%	40%	7%	4%	31%	137
	45 to 54	21%	50%	10%	1%	18%	111
	55 to 64	17%	49%	7%	3%	24%	213
	65 to 74	25%	51%	5%	1%	18%	220
	75 and older	17%	54%	4%		25%	138
Gender	Female	21%	46%	5%	1%	27%	440
	Male	19%	52%	8%	3%	18%	391
	Other	20%	60%			20%	5
Education	High school or less	18%	51%	11%	1%	19%	133
	Some college/Technical school	21%	47%	9%	2%	21%	170
	College graduate	24%	48%	3%	3%	22%	258
	Postgraduate work	17%	49%	5%	2%	27%	300
Income	Less than \$50,000	20%	47%	6%	2%	25%	251
	\$50,000-\$99,999	18%	52%	5%	1%	23%	299
	\$100,000-\$149,999	23%	46%	6%	3%	23%	120
	\$150,000 or more	14%	57%	6%	2%	21%	96
Children in Household	No children in household	20%	50%	6%	2%	23%	671
	Yes, children in household	22%	45%	9%	1%	23%	187
Hartford Resident Status	Full-Time	20%	48%	7%	2%	23%	811
	Part-Time	13%	62%	2%	2%	20%	45
	Do Not Live in Hartford	20%	40%	10%		30%	10
Years in Hartford	10 Years or Fewer	15%	44%	4%	3%	33%	235
	11 - 20 Years	21%	51%	7%	2%	19%	182
	More Than 20 Years	22%	50%	7%	2%	18%	417
Own or Rent Home	Own	20%	50%	6%	2%	22%	758
	Rent	22%	41%	9%	3%	24%	86
	Other	33%	8%			58%	12
Residence Village	Live in Hartford	20%	52%	8%	1%	18%	130
	Live in Quechee	16%	51%	4%	1%	27%	179
	Live in West Hartford	27%	36%	14%	9%	14%	22
	Live in White River Junction	22%	47%	6%	2%	22%	283
	Live in Wilder	20%	48%	7%	3%	23%	231
Workplace in Hartford	Doesn't Work in Hartford	18%	50%	5%	2%	24%	573
	Own a Business	22%	52%	8%	4%	14%	112
	Work in Hartford	25%	43%	6%	2%	24%	140
Workplace Village	Work in Hartford	23%	54%	5%	3%	15%	39
	Work in Quechee	21%	52%			27%	33
	Work in West Hartford	25%		50%		25%	4
	Work in White River Junction	24%	46%	9%	3%	18%	125
	Work in Wilder	20%	42%	9%	4%	24%	45

Q1A_2 - Town service funding: Police

		Increase	Stay the Same	Decrease	Don't Know	Number Responding
Hartford Community Members		18%	53%	11%	17%	794
Age	44 or younger	13%	48%	15%	24%	128
	45 to 54	16%	53%	16%	14%	104
	55 to 64	19%	53%	12%	17%	199
	65 to 74	23%	55%	9%	13%	196
	75 and older	14%	59%	5%	21%	111
Gender	Female	21%	50%	7%	22%	396
	Male	15%	58%	15%	12%	357
	Other	20%	40%	40%		5
Education	High school or less	21%	62%	7%	10%	112
	Some college/Technical school	20%	50%	13%	17%	153
	College graduate	17%	55%	12%	16%	243
	Postgraduate work	17%	50%	11%	21%	271
Income	Less than \$50,000	23%	48%	11%	17%	219
	\$50,000-\$99,999	13%	57%	11%	18%	274
	\$100,000-\$149,999	20%	53%	10%	17%	115
	\$150,000 or more	18%	65%	6%	12%	85
Children in Household	No children in household	19%	53%	11%	17%	600
	Yes, children in household	16%	56%	11%	18%	176
Hartford Resident Status	Full-Time	18%	53%	12%	17%	739
	Part-Time	18%	58%	8%	18%	40
	Do Not Live in Hartford		50%	17%	33%	6
Years in Hartford	10 Years or Fewer	17%	46%	12%	24%	218
	11 - 20 Years	20%	52%	10%	17%	166
	More Than 20 Years	18%	58%	12%	12%	375
Own or Rent Home	Own	18%	55%	11%	17%	692
	Rent	22%	46%	16%	16%	76
	Other	20%	30%	20%	30%	10
Residence Village	Live in Hartford	17%	56%	14%	13%	118
	Live in Quechee	16%	59%	8%	17%	159
	Live in West Hartford	10%	57%	19%	14%	21
	Live in White River Junction	20%	51%	13%	16%	264
	Live in Wilder	19%	51%	9%	21%	206
Workplace in Hartford	Doesn't Work in Hartford	19%	54%	10%	17%	514
	Own a Business	13%	57%	15%	15%	107
	Work in Hartford	20%	46%	13%	20%	132
Workplace Village	Work in Hartford	14%	61%	11%	14%	36
	Work in Quechee	10%	70%	3%	17%	30
	Work in West Hartford		75%	25%		4
	Work in White River Junction	19%	47%	16%	18%	119
	Work in Wilder	18%	36%	16%	30%	44

Q1B_1 - Town services satisfaction: Fire

		Very Satisfied	Satisfied	Unsatisfied	Very Unsatisfied	Have Not Used	Number Responding
Hartford Community Members		26%	41%	2%	0%	31%	873
Age	44 or younger	24%	34%	3%		40%	136
	45 to 54	29%	46%	2%	1%	23%	111
	55 to 64	24%	41%	3%	1%	32%	212
	65 to 74	28%	40%	2%	0%	29%	218
	75 and older	22%	46%	1%		31%	138
Gender	Female	26%	37%	2%		36%	439
	Male	25%	45%	3%	1%	26%	387
	Other	40%	20%			40%	5
Education	High school or less	20%	54%	2%	1%	23%	132
	Some college/Technical school	25%	42%	4%	1%	29%	171
	College graduate	30%	38%	3%		29%	256
	Postgraduate work	24%	36%	1%	0%	39%	298
Income	Less than \$50,000	25%	42%	2%	1%	31%	248
	\$50,000-\$99,999	23%	42%	3%		32%	299
	\$100,000-\$149,999	38%	33%		1%	28%	120
	\$150,000 or more	19%	47%			34%	95
Children in Household	No children in household	25%	41%	2%	0%	31%	668
	Yes, children in household	29%	39%	2%	1%	30%	187
Hartford Resident Status	Full-Time	26%	41%	2%	0%	31%	807
	Part-Time	20%	43%		2%	35%	46
	Do Not Live in Hartford	60%	10%	10%		20%	10
Years in Hartford	10 Years or Fewer	21%	35%	0%		44%	232
	11 - 20 Years	27%	40%	1%		32%	182
	More Than 20 Years	27%	44%	3%	1%	25%	416
Own or Rent Home	Own	25%	42%	2%	0%	31%	755
	Rent	32%	35%	4%	1%	28%	85
	Other	25%	8%			67%	12
Residence Village	Live in Hartford	24%	47%	2%		27%	129
	Live in Quechee	21%	42%	2%		35%	180
	Live in West Hartford	35%	17%	9%		39%	23
	Live in White River Junction	30%	40%	2%	1%	26%	282
	Live in Wilder	24%	40%	1%	1%	35%	228
Workplace in Hartford	Doesn't Work in Hartford	25%	40%	2%	0%	33%	572
	Own a Business	25%	45%	4%	3%	23%	112
	Work in Hartford	30%	36%	1%		32%	138
Workplace Village	Work in Hartford	18%	39%	3%	3%	37%	38
	Work in Quechee	26%	38%			35%	34
	Work in West Hartford	25%	25%	50%			4
	Work in White River Junction	30%	46%	2%		21%	123
	Work in Wilder	31%	29%	2%	4%	33%	45

Q1B_2 - Town service funding: Fire

		Increase	Stay the Same	Decrease	Don't Know	Number Responding
Hartford Community Members		14%	59%	8%	18%	790
Age	44 or younger	14%	48%	10%	28%	128
	45 to 54	13%	64%	8%	14%	104
	55 to 64	13%	62%	9%	17%	199
	65 to 74	17%	58%	8%	16%	196
	75 and older	11%	67%	2%	20%	109
Gender	Female	16%	57%	4%	23%	394
	Male	12%	63%	12%	13%	356
	Other	40%	40%	20%		5
Education	High school or less	16%	72%	4%	7%	112
	Some college/Technical school	13%	60%	9%	18%	151
	College graduate	15%	58%	9%	18%	243
	Postgraduate work	14%	55%	7%	24%	270
Income	Less than \$50,000	18%	59%	5%	18%	217
	\$50,000-\$99,999	9%	63%	9%	19%	274
	\$100,000-\$149,999	18%	59%	5%	17%	115
	\$150,000 or more	11%	67%	7%	15%	85
Children in Household	No children in household	15%	59%	8%	18%	597
	Yes, children in household	14%	59%	8%	19%	175
Hartford Resident Status	Full-Time	14%	60%	8%	18%	735
	Part-Time	13%	55%	10%	23%	40
	Do Not Live in Hartford	33%	17%	17%	33%	6
Years in Hartford	10 Years or Fewer	15%	51%	7%	26%	216
	11 - 20 Years	17%	56%	6%	21%	166
	More Than 20 Years	13%	66%	9%	12%	374
Own or Rent Home	Own	13%	61%	8%	18%	690
	Rent	23%	51%	7%	20%	75
	Other	30%	30%	10%	30%	10
Residence Village	Live in Hartford	12%	63%	12%	13%	117
	Live in Quechee	14%	60%	8%	18%	158
	Live in West Hartford	10%	62%	10%	19%	21
	Live in White River Junction	17%	61%	7%	15%	262
	Live in Wilder	13%	56%	6%	25%	206
Workplace in Hartford	Doesn't Work in Hartford	15%	61%	6%	18%	510
	Own a Business	9%	57%	17%	17%	107
	Work in Hartford	17%	53%	8%	22%	133
Workplace Village	Work in Hartford	6%	69%	11%	14%	36
	Work in Quechee	17%	57%	7%	20%	30
	Work in West Hartford		75%	25%		4
	Work in White River Junction	15%	55%	13%	17%	120
	Work in Wilder	14%	41%	9%	36%	44

Q1C_1 - Town services satisfaction: EMS

		Very Satisfied	Satisfied	Unsatisfied	Very Unsatisfied	Have Not Used	Number Responding
Hartford Community Members		28%	36%	2%	1%	33%	847
Age	44 or younger	21%	31%	3%	1%	44%	137
	45 to 54	27%	37%	3%		33%	111
	55 to 64	23%	40%	1%	1%	35%	212
	65 to 74	34%	33%	2%	0%	30%	219
	75 and older	31%	41%	1%		27%	135
Gender	Female	27%	32%	2%	1%	38%	439
	Male	29%	40%	2%	1%	28%	387
	Other	60%	20%			20%	5
Education	High school or less	29%	47%	3%	1%	21%	133
	Some college/Technical school	31%	37%	4%	1%	28%	170
	College graduate	30%	36%	2%	1%	31%	258
	Postgraduate work	24%	31%	1%		45%	296
Income	Less than \$50,000	29%	37%	2%	1%	32%	249
	\$50,000-\$99,999	27%	39%	2%	0%	32%	300
	\$100,000-\$149,999	32%	32%		1%	35%	122
	\$150,000 or more	19%	40%	2%		39%	93
Children in Household	No children in household	28%	37%	2%	1%	33%	666
	Yes, children in household	28%	34%	2%	1%	37%	188
Hartford Resident Status	Full-Time	28%	36%	2%	1%	33%	807
	Part-Time	20%	48%			32%	44
	Do Not Live in Hartford	30%	30%			40%	10
Years in Hartford	10 Years or Fewer	20%	28%	1%	0%	50%	232
	11 - 20 Years	27%	38%	2%	1%	33%	180
	More Than 20 Years	32%	40%	2%	1%	25%	417
Own or Rent Home	Own	28%	37%	2%	0%	33%	755
	Rent	33%	32%	4%	2%	29%	85
	Other	18%	9%			73%	11
Residence Village	Live in Hartford	23%	39%	2%		35%	128
	Live in Quechee	24%	38%	4%		35%	178
	Live in West Hartford	29%	21%	4%		46%	24
	Live in White River Junction	33%	35%	2%	1%	29%	282
	Live in Wilder	27%	37%	0%	1%	35%	229
Workplace in Hartford	Doesn't Work in Hartford	29%	36%	2%	1%	33%	572
	Own a Business	22%	40%	4%	1%	34%	111
	Work in Hartford	27%	34%	1%		38%	139
Workplace Village	Work in Hartford	15%	33%	3%	3%	46%	39
	Work in Quechee	24%	44%			32%	34
	Work in West Hartford	25%	25%	25%		25%	4
	Work in White River Junction	26%	39%	2%		34%	122
	Work in Wilder	29%	29%	2%		40%	45

Q1C_2 - Town service funding: EMS

		Increase	Stay the Same	Decrease	Don't Know	Number Responding
Hartford Community Members		18%	58%	5%	20%	782
Age	44 or younger	20%	48%	3%	29%	126
	45 to 54	15%	63%	6%	17%	102
	55 to 64	13%	61%	7%	20%	199
	65 to 74	22%	56%	5%	17%	195
	75 and older	14%	62%	2%	22%	106
Gender	Female	19%	53%	3%	25%	390
	Male	15%	64%	7%	15%	351
	Other	40%	60%			5
Education	High school or less	18%	66%	6%	10%	108
	Some college/Technical school	15%	62%	7%	17%	150
	College graduate	19%	56%	5%	20%	243
	Postgraduate work	18%	53%	3%	26%	266
Income	Less than \$50,000	22%	52%	6%	20%	215
	\$50,000-\$99,999	12%	62%	6%	20%	271
	\$100,000-\$149,999	18%	61%	3%	18%	114
	\$150,000 or more	13%	69%	2%	16%	83
Children in Household	No children in household	18%	56%	5%	20%	591
	Yes, children in household	14%	61%	3%	21%	173
Hartford Resident Status	Full-Time	17%	58%	5%	20%	730
	Part-Time	21%	55%		24%	38
	Do Not Live in Hartford	33%	33%		33%	6
Years in Hartford	10 Years or Fewer	19%	51%	3%	27%	216
	11 - 20 Years	23%	53%	3%	21%	163
	More Than 20 Years	14%	64%	7%	15%	368
Own or Rent Home	Own	15%	60%	5%	20%	684
	Rent	37%	42%	3%	18%	73
	Other	22%	44%		33%	9
Residence Village	Live in Hartford	15%	61%	9%	15%	117
	Live in Quechee	18%	58%	5%	19%	156
	Live in West Hartford	10%	60%	15%	15%	20
	Live in White River Junction	20%	57%	5%	18%	260
	Live in Wilder	14%	59%	2%	25%	203
Workplace in Hartford	Doesn't Work in Hartford	19%	56%	4%	21%	504
	Own a Business	10%	64%	9%	16%	107
	Work in Hartford	17%	55%	5%	23%	132
Workplace Village	Work in Hartford	8%	64%	11%	17%	36
	Work in Quechee	7%	70%	3%	20%	30
	Work in West Hartford		75%	25%		4
	Work in White River Junction	17%	62%	7%	15%	120
	Work in Wilder	16%	40%	7%	37%	43

Q1D_1 - Town services satisfaction: Parks & Recreation

		Very Satisfied	Satisfied	Unsatisfied	Very Unsatisfied	Have Not Used	Number Responding
Hartford Community Members		18%	51%	9%	4%	18%	860
Age	44 or younger	28%	54%	7%	3%	8%	136
	45 to 54	24%	47%	12%	5%	13%	109
	55 to 64	18%	54%	8%	5%	15%	210
	65 to 74	14%	47%	11%	4%	23%	214
	75 and older	13%	53%	4%	2%	27%	135
Gender	Female	18%	51%	7%	2%	22%	430
	Male	18%	51%	10%	6%	14%	383
	Other	67%	17%			17%	6
Education	High school or less	13%	46%	13%	3%	24%	127
	Some college/Technical school	14%	56%	11%	5%	15%	167
	College graduate	22%	53%	7%	4%	15%	254
	Postgraduate work	20%	49%	7%	4%	20%	298
Income	Less than \$50,000	17%	48%	8%	4%	24%	240
	\$50,000-\$99,999	19%	55%	8%	4%	14%	302
	\$100,000-\$149,999	25%	50%	9%	4%	12%	117
	\$150,000 or more	19%	53%	10%	3%	15%	96
Children in Household	No children in household	15%	52%	8%	4%	21%	656
	Yes, children in household	31%	49%	9%	5%	6%	185
Hartford Resident Status	Full-Time	18%	51%	8%	4%	18%	795
	Part-Time	13%	47%	9%	9%	22%	45
	Do Not Live in Hartford	40%	30%	20%		10%	10
Years in Hartford	10 Years or Fewer	27%	48%	7%	2%	17%	230
	11 - 20 Years	14%	56%	7%	4%	18%	181
	More Than 20 Years	15%	51%	10%	5%	18%	408
Own or Rent Home	Own	18%	51%	9%	4%	18%	746
	Rent	22%	57%	2%	2%	16%	81
	Other	23%	23%	8%	8%	38%	13
Residence Village	Live in Hartford	14%	55%	8%	4%	18%	125
	Live in Quechee	13%	56%	7%	6%	18%	178
	Live in West Hartford	23%	45%	5%	9%	18%	22
	Live in White River Junction	21%	47%	9%	5%	19%	277
	Live in Wilder	20%	50%	10%	2%	17%	226
Workplace in Hartford	Doesn't Work in Hartford	18%	51%	8%	4%	19%	564
	Own a Business	15%	54%	13%	8%	10%	112
	Work in Hartford	24%	46%	11%	3%	16%	135
Workplace Village	Work in Hartford	21%	38%	13%	10%	18%	39
	Work in Quechee	13%	72%	3%		13%	32
	Work in West Hartford		75%		25%		4
	Work in White River Junction	23%	44%	15%	5%	13%	123
	Work in Wilder	21%	51%	12%	5%	12%	43

Q1D_2 - Town service funding: Parks & Recreation

		Increase	Stay the Same	Decrease	Don't Know	Number Responding
Hartford Community Members		12%	56%	18%	13%	778
Age	44 or younger	25%	53%	7%	15%	130
	45 to 54	12%	60%	18%	10%	101
	55 to 64	8%	54%	25%	13%	195
	65 to 74	9%	58%	21%	12%	191
	75 and older	7%	58%	14%	20%	108
Gender	Female	10%	57%	15%	18%	390
	Male	14%	56%	22%	8%	347
	Other	33%	50%	17%		6
Education	High school or less	6%	64%	21%	10%	105
	Some college/Technical school	8%	55%	25%	13%	152
	College graduate	11%	58%	20%	11%	238
	Postgraduate work	17%	53%	12%	18%	268
Income	Less than \$50,000	11%	55%	19%	15%	210
	\$50,000-\$99,999	10%	59%	19%	12%	272
	\$100,000-\$149,999	17%	55%	18%	10%	109
	\$150,000 or more	18%	61%	10%	10%	87
Children in Household	No children in household	10%	56%	19%	14%	587
	Yes, children in household	19%	55%	15%	11%	174
Hartford Resident Status	Full-Time	11%	56%	19%	13%	722
	Part-Time	18%	60%	8%	15%	40
	Do Not Live in Hartford	29%	43%	14%	14%	7
Years in Hartford	10 Years or Fewer	19%	56%	7%	18%	216
	11 - 20 Years	14%	58%	13%	14%	161
	More Than 20 Years	7%	56%	27%	9%	365
Own or Rent Home	Own	10%	57%	20%	13%	677
	Rent	23%	56%	7%	14%	73
	Other	36%	27%	9%	27%	11
Residence Village	Live in Hartford	4%	62%	23%	11%	114
	Live in Quechee	11%	62%	16%	12%	159
	Live in West Hartford	10%	38%	38%	14%	21
	Live in White River Junction	16%	49%	20%	15%	258
	Live in Wilder	12%	60%	15%	14%	199
Workplace in Hartford	Doesn't Work in Hartford	13%	56%	16%	15%	505
	Own a Business	7%	58%	28%	7%	107
	Work in Hartford	14%	52%	19%	15%	127
Workplace Village	Work in Hartford	6%	47%	36%	11%	36
	Work in Quechee	10%	80%	3%	7%	30
	Work in West Hartford		25%	75%		4
	Work in White River Junction	12%	57%	21%	9%	117
	Work in Wilder	10%	44%	24%	22%	41

Q1E_1 - Town services satisfaction: Planning & Development

		Very Satisfied	Satisfied	Unsatisfied	Very Unsatisfied	Have Not Used	Number Responding
Hartford Community Members		7%	43%	17%	4%	28%	847
Age	44 or younger	10%	47%	8%	3%	33%	135
	45 to 54	7%	44%	18%	5%	26%	108
	55 to 64	7%	42%	19%	5%	27%	206
	65 to 74	8%	40%	22%	5%	26%	211
	75 and older	6%	44%	18%	3%	29%	134
Gender	Female	8%	47%	12%	2%	32%	418
	Male	7%	39%	22%	7%	25%	384
	Other		60%			40%	5
Education	High school or less	4%	36%	29%	5%	26%	126
	Some college/Technical school	5%	41%	20%	5%	29%	167
	College graduate	10%	45%	15%	4%	26%	250
	Postgraduate work	9%	44%	11%	5%	31%	290
Income	Less than \$50,000	7%	42%	20%	4%	28%	240
	\$50,000-\$99,999	6%	43%	16%	4%	31%	291
	\$100,000-\$149,999	10%	50%	11%	3%	25%	119
	\$150,000 or more	7%	40%	18%	7%	27%	94
Children in Household	No children in household	7%	42%	17%	4%	29%	645
	Yes, children in household	7%	45%	16%	4%	27%	183
Hartford Resident Status	Full-Time	7%	43%	16%	4%	28%	783
	Part-Time	7%	30%	27%	9%	27%	44
	Do Not Live in Hartford	10%	40%	20%		30%	10
Years in Hartford	10 Years or Fewer	8%	45%	8%	2%	36%	225
	11 - 20 Years	10%	39%	16%	6%	30%	176
	More Than 20 Years	6%	43%	22%	5%	23%	406
Own or Rent Home	Own	7%	43%	17%	5%	27%	734
	Rent	9%	40%	15%	5%	32%	81
	Other	8%	33%			58%	12
Residence Village	Live in Hartford	6%	45%	20%	5%	25%	123
	Live in Quechee	9%	41%	15%	8%	27%	175
	Live in West Hartford	13%	25%	33%	4%	25%	24
	Live in White River Junction	7%	41%	18%	5%	28%	269
	Live in Wilder	7%	46%	14%	1%	32%	225
Workplace in Hartford	Doesn't Work in Hartford	7%	42%	17%	3%	31%	556
	Own a Business	7%	45%	23%	10%	15%	110
	Work in Hartford	10%	46%	10%	4%	30%	135
Workplace Village	Work in Hartford	5%	38%	24%	14%	19%	37
	Work in Quechee	9%	64%		9%	18%	33
	Work in West Hartford		50%	50%			4
	Work in White River Junction	12%	39%	19%	5%	25%	122
	Work in Wilder	5%	51%	9%	5%	30%	43

Q1E_2 - Town service funding: Planning & Development

		Increase	Stay the Same	Decrease	Don't Know	Number Responding
Hartford Community Members		7%	48%	22%	22%	774
Age	44 or younger	13%	44%	13%	30%	125
	45 to 54	9%	54%	19%	18%	100
	55 to 64	8%	48%	26%	18%	194
	65 to 74	5%	49%	27%	19%	190
	75 and older	1%	50%	20%	30%	111
Gender	Female	6%	49%	16%	29%	383
	Male	8%	50%	27%	15%	351
	Other	25%	50%	25%		4
Education	High school or less	2%	51%	34%	13%	109
	Some college/Technical school	5%	44%	31%	20%	149
	College graduate	6%	51%	21%	22%	233
	Postgraduate work	12%	48%	13%	28%	267
Income	Less than \$50,000	7%	46%	25%	23%	215
	\$50,000-\$99,999	5%	45%	26%	24%	264
	\$100,000-\$149,999	5%	65%	13%	18%	111
	\$150,000 or more	18%	52%	14%	15%	84
Children in Household	No children in household	7%	48%	22%	23%	589
	Yes, children in household	9%	50%	19%	22%	167
Hartford Resident Status	Full-Time	7%	48%	23%	22%	716
	Part-Time	10%	50%	17%	24%	42
	Do Not Live in Hartford	14%	57%		29%	7
Years in Hartford	10 Years or Fewer	13%	47%	10%	30%	214
	11 - 20 Years	8%	46%	17%	29%	153
	More Than 20 Years	4%	51%	31%	14%	370
Own or Rent Home	Own	7%	49%	23%	21%	677
	Rent	11%	41%	16%	31%	70
	Other		50%	20%	30%	10
Residence Village	Live in Hartford	5%	52%	25%	18%	117
	Live in Quechee	6%	53%	18%	23%	159
	Live in West Hartford	25%	30%	30%	15%	20
	Live in White River Junction	6%	45%	27%	21%	256
	Live in Wilder	9%	47%	18%	27%	196
Workplace in Hartford	Doesn't Work in Hartford	6%	48%	21%	24%	500
	Own a Business	11%	40%	33%	15%	105
	Work in Hartford	7%	59%	12%	22%	127
Workplace Village	Work in Hartford	3%	41%	38%	18%	34
	Work in Quechee	3%	67%	10%	20%	30
	Work in West Hartford		25%	75%		4
	Work in White River Junction	11%	52%	20%	17%	115
	Work in Wilder	12%	42%	19%	28%	43

Q1F_1 - Town services satisfaction: Libraries

		Very Satisfied	Satisfied	Unsatisfied	Very Unsatisfied	Have Not Used	Number Responding
Hartford Community Members		20%	46%	11%	3%	21%	848
Age	44 or younger	20%	47%	10%	2%	22%	131
	45 to 54	14%	48%	11%	2%	25%	107
	55 to 64	17%	43%	11%	5%	24%	208
	65 to 74	21%	47%	14%	1%	17%	212
	75 and older	28%	44%	7%	2%	19%	133
Gender	Female	17%	48%	11%	2%	21%	432
	Male	22%	44%	9%	3%	21%	370
	Other	40%	40%			20%	5
Education	High school or less	15%	43%	12%	3%	27%	123
	Some college/Technical school	14%	47%	9%	1%	29%	164
	College graduate	19%	53%	10%	1%	16%	249
	Postgraduate work	26%	40%	11%	5%	17%	298
Income	Less than \$50,000	17%	46%	11%	3%	23%	240
	\$50,000-\$99,999	22%	46%	11%	2%	20%	297
	\$100,000-\$149,999	20%	43%	17%	3%	17%	115
	\$150,000 or more	22%	49%	4%	4%	21%	92
Children in Household	No children in household	20%	46%	10%	2%	22%	650
	Yes, children in household	21%	46%	13%	3%	16%	179
Hartford Resident Status	Full-Time	19%	46%	11%	3%	21%	786
	Part-Time	40%	42%	2%	2%	14%	43
	Do Not Live in Hartford	11%	22%	22%		44%	9
Years in Hartford	10 Years or Fewer	23%	43%	8%	3%	23%	230
	11 - 20 Years	24%	49%	10%	4%	14%	177
	More Than 20 Years	17%	47%	12%	2%	22%	402
Own or Rent Home	Own	20%	47%	10%	3%	20%	739
	Rent	19%	41%	12%	4%	25%	81
	Other	30%	30%	10%	10%	20%	10
Residence Village	Live in Hartford	13%	47%	14%	4%	23%	124
	Live in Quechee	34%	50%	5%	1%	11%	177
	Live in West Hartford	39%	48%	4%		9%	23
	Live in White River Junction	16%	44%	11%	3%	27%	271
	Live in Wilder	16%	46%	13%	4%	20%	223
Workplace in Hartford	Doesn't Work in Hartford	21%	45%	10%	3%	21%	560
	Own a Business	18%	40%	16%	3%	24%	108
	Work in Hartford	18%	51%	11%	2%	18%	131
Workplace Village	Work in Hartford	19%	36%	17%	6%	22%	36
	Work in Quechee	24%	55%	6%		15%	33
	Work in West Hartford		75%	25%			4
	Work in White River Junction	18%	46%	14%	3%	20%	118
	Work in Wilder	15%	49%	12%		24%	41

Q1F_2 - Town service funding: Libraries

		Increase	Stay the Same	Decrease	Don't Know	Number Responding
Hartford Community Members		24%	48%	13%	14%	772
Age	44 or younger	30%	41%	9%	20%	127
	45 to 54	20%	49%	17%	14%	100
	55 to 64	19%	53%	17%	11%	198
	65 to 74	29%	46%	12%	12%	187
	75 and older	19%	53%	10%	18%	105
Gender	Female	23%	48%	10%	19%	389
	Male	24%	49%	17%	9%	342
	Other	20%	60%	20%		5
Education	High school or less	16%	53%	21%	11%	102
	Some college/Technical school	15%	54%	15%	16%	149
	College graduate	22%	49%	17%	13%	235
	Postgraduate work	33%	44%	7%	17%	270
Income	Less than \$50,000	27%	43%	13%	17%	210
	\$50,000-\$99,999	23%	48%	14%	14%	269
	\$100,000-\$149,999	26%	53%	13%	8%	112
	\$150,000 or more	20%	53%	15%	12%	85
Children in Household	No children in household	23%	50%	12%	15%	584
	Yes, children in household	26%	44%	16%	14%	170
Hartford Resident Status	Full-Time	24%	48%	13%	14%	718
	Part-Time	18%	60%	5%	18%	40
	Do Not Live in Hartford	17%		67%	17%	6
Years in Hartford	10 Years or Fewer	31%	46%	7%	16%	219
	11 - 20 Years	26%	45%	11%	17%	161
	More Than 20 Years	20%	52%	17%	11%	358
Own or Rent Home	Own	22%	50%	13%	14%	669
	Rent	32%	42%	5%	21%	76
	Other	45%	18%	27%	9%	11
Residence Village	Live in Hartford	21%	41%	24%	14%	111
	Live in Quechee	20%	60%	10%	9%	161
	Live in West Hartford	50%	25%	15%	10%	20
	Live in White River Junction	26%	43%	14%	17%	258
	Live in Wilder	23%	53%	8%	16%	197
Workplace in Hartford	Doesn't Work in Hartford	25%	48%	12%	16%	500
	Own a Business	20%	51%	17%	11%	103
	Work in Hartford	23%	50%	12%	14%	129
Workplace Village	Work in Hartford	24%	48%	18%	9%	33
	Work in Quechee	20%	63%	10%	7%	30
	Work in West Hartford		50%	50%		4
	Work in White River Junction	25%	46%	15%	13%	119
	Work in Wilder	13%	60%	8%	20%	40

Q1G_1 - Town services satisfaction: Road Maintenance, Summertime (Includes Paving)

		Very Satisfied	Satisfied	Unsatisfied	Very Unsatisfied	Have Not Used	Number Responding
Hartford Community Members		13%	65%	18%	4%	0%	873
Age	44 or younger	12%	65%	20%	3%		137
	45 to 54	12%	66%	18%	5%		111
	55 to 64	11%	63%	21%	4%	0%	210
	65 to 74	16%	67%	14%	3%		217
	75 and older	14%	63%	16%	6%	1%	139
Gender	Female	13%	66%	17%	3%	0%	436
	Male	13%	63%	18%	5%		390
	Other		100%				6
Education	High school or less	11%	60%	22%	6%	1%	132
	Some college/Technical school	12%	59%	24%	5%		171
	College graduate	15%	70%	13%	2%		256
	Postgraduate work	13%	67%	17%	4%	0%	299
Income	Less than \$50,000	13%	65%	17%	5%		251
	\$50,000-\$99,999	12%	65%	19%	4%	0%	300
	\$100,000-\$149,999	11%	68%	19%	3%		118
	\$150,000 or more	15%	60%	20%	4%	1%	95
Children in Household	No children in household	14%	64%	18%	4%	0%	666
	Yes, children in household	11%	70%	16%	3%		188
Hartford Resident Status	Full-Time	13%	65%	17%	4%	0%	808
	Part-Time	9%	69%	22%			45
	Do Not Live in Hartford	30%	60%	10%			10
Years in Hartford	10 Years or Fewer	14%	66%	17%	3%		236
	11 - 20 Years	15%	65%	13%	6%		182
	More Than 20 Years	10%	67%	19%	3%	0%	413
Own or Rent Home	Own	12%	68%	17%	3%	0%	755
	Rent	18%	48%	26%	8%		85
	Other	23%	54%	23%			13
Residence Village	Live in Hartford	9%	70%	18%	3%		129
	Live in Quechee	16%	60%	18%	6%	1%	176
	Live in West Hartford	17%	54%	25%	4%		24
	Live in White River Junction	13%	60%	21%	5%	0%	281
	Live in Wilder	12%	73%	13%	2%		232
Workplace in Hartford	Doesn't Work in Hartford	13%	67%	15%	4%	0%	573
	Own a Business	13%	60%	23%	4%		112
	Work in Hartford	12%	62%	24%	2%		137
Workplace Village	Work in Hartford	10%	62%	23%	5%		39
	Work in Quechee	13%	50%	34%	3%		32
	Work in West Hartford	25%	25%	25%	25%		4
	Work in White River Junction	16%	60%	21%	2%		124
	Work in Wilder	2%	70%	27%			44

Q1G_2 - Town service funding: Road Maintenance, Summertime (Includes Paving)

		Increase	Stay the Same	Decrease	Don't Know	Number Responding
Hartford Community Members		29%	55%	5%	11%	799
Age	44 or younger	24%	50%	6%	19%	131
	45 to 54	29%	57%	7%	8%	104
	55 to 64	31%	53%	7%	9%	203
	65 to 74	28%	59%	4%	10%	194
	75 and older	33%	53%	3%	11%	111
Gender	Female	27%	55%	4%	15%	396
	Male	31%	54%	7%	8%	360
	Other	17%	67%	17%		6
Education	High school or less	34%	54%	6%	6%	113
	Some college/Technical school	32%	51%	9%	9%	152
	College graduate	23%	63%	4%	10%	240
	Postgraduate work	30%	50%	4%	16%	278
Income	Less than \$50,000	31%	53%	5%	11%	218
	\$50,000-\$99,999	26%	56%	6%	11%	277
	\$100,000-\$149,999	33%	55%	4%	8%	116
	\$150,000 or more	34%	51%	6%	9%	88
Children in Household	No children in household	31%	53%	4%	11%	606
	Yes, children in household	21%	58%	9%	13%	175
Hartford Resident Status	Full-Time	28%	55%	6%	11%	742
	Part-Time	33%	57%		10%	42
	Do Not Live in Hartford	33%	33%		33%	6
Years in Hartford	10 Years or Fewer	26%	56%	4%	15%	221
	11 - 20 Years	32%	51%	7%	11%	165
	More Than 20 Years	28%	58%	5%	9%	378
Own or Rent Home	Own	27%	57%	5%	11%	697
	Rent	41%	43%	5%	11%	75
	Other	45%	45%		9%	11
Residence Village	Live in Hartford	22%	60%	8%	9%	118
	Live in Quechee	33%	55%	4%	7%	164
	Live in West Hartford	33%	43%	14%	10%	21
	Live in White River Junction	31%	52%	5%	12%	264
	Live in Wilder	25%	58%	3%	14%	206
Workplace in Hartford	Doesn't Work in Hartford	29%	56%	4%	12%	518
	Own a Business	24%	54%	9%	12%	107
	Work in Hartford	31%	51%	7%	10%	134
Workplace Village	Work in Hartford	28%	53%	11%	8%	36
	Work in Quechee	47%	40%	3%	10%	30
	Work in West Hartford		75%	25%		4
	Work in White River Junction	20%	61%	7%	11%	122
	Work in Wilder	33%	40%	9%	19%	43

Q1H_1 - Town services satisfaction: Road Maintenance, Wintertime (Includes Snow Removal)

		Very Satisfied	Satisfied	Unsatisfied	Very Unsatisfied	Have Not Used	Number Responding
Hartford Community Members		22%	61%	12%	4%	2%	876
Age	44 or younger	15%	59%	17%	4%	5%	136
	45 to 54	17%	60%	18%	4%	1%	111
	55 to 64	21%	61%	11%	6%	0%	214
	65 to 74	27%	62%	7%	2%	1%	218
	75 and older	28%	62%	8%	1%	1%	138
Gender	Female	23%	58%	14%	3%	2%	442
	Male	21%	64%	10%	4%	2%	387
	Other	17%	83%				6
Education	High school or less	17%	61%	17%	5%		133
	Some college/Technical school	19%	60%	12%	8%	1%	172
	College graduate	24%	61%	11%	2%	2%	257
	Postgraduate work	25%	61%	10%	2%	3%	300
Income	Less than \$50,000	19%	62%	13%	4%	2%	250
	\$50,000-\$99,999	24%	59%	12%	4%	1%	300
	\$100,000-\$149,999	23%	60%	13%	3%	2%	120
	\$150,000 or more	18%	67%	8%	3%	4%	96
Children in Household	No children in household	24%	60%	11%	3%	2%	670
	Yes, children in household	16%	64%	14%	4%	2%	187
Hartford Resident Status	Full-Time	22%	61%	12%	4%	1%	812
	Part-Time	16%	61%	11%		11%	44
	Do Not Live in Hartford	30%	70%				10
Years in Hartford	10 Years or Fewer	20%	61%	12%	3%	5%	235
	11 - 20 Years	26%	57%	12%	3%	2%	182
	More Than 20 Years	21%	63%	11%	5%	0%	417
Own or Rent Home	Own	22%	62%	11%	3%	2%	758
	Rent	15%	55%	21%	5%	4%	85
	Other	31%	62%	8%			13
Residence Village	Live in Hartford	22%	63%	11%	3%	1%	128
	Live in Quechee	25%	58%	9%	4%	4%	177
	Live in West Hartford	29%	38%	21%	8%	4%	24
	Live in White River Junction	18%	60%	14%	6%	1%	283
	Live in Wilder	23%	65%	10%	0%	1%	232
Workplace in Hartford	Doesn't Work in Hartford	22%	61%	12%	4%	2%	575
	Own a Business	19%	71%	6%	4%		113
	Work in Hartford	23%	56%	16%	3%	2%	138
Workplace Village	Work in Hartford	18%	67%	8%	8%		39
	Work in Quechee	21%	67%	9%	3%		33
	Work in West Hartford	25%	25%		50%		4
	Work in White River Junction	26%	55%	14%	2%	2%	125
	Work in Wilder	14%	73%	14%			44

Q1H_2 - Town service funding: Road Maintenance, Wintertime (Includes Snow Removal)

		Increase	Stay the Same	Decrease	Don't Know	Number Responding
Hartford Community Members		23%	62%	3%	11%	798
Age	44 or younger	31%	48%	3%	18%	130
	45 to 54	26%	62%	5%	8%	104
	55 to 64	22%	64%	4%	10%	204
	65 to 74	23%	64%	3%	10%	193
	75 and older	19%	65%	2%	14%	110
Gender	Female	26%	57%	2%	16%	400
	Male	21%	67%	5%	7%	355
	Other	50%	50%			6
Education	High school or less	31%	61%	4%	5%	111
	Some college/Technical school	32%	53%	6%	8%	154
	College graduate	22%	66%	2%	10%	241
	Postgraduate work	18%	64%	2%	17%	277
Income	Less than \$50,000	30%	56%	2%	12%	217
	\$50,000-\$99,999	22%	62%	4%	11%	277
	\$100,000-\$149,999	22%	68%	2%	9%	115
	\$150,000 or more	18%	69%	5%	8%	87
Children in Household	No children in household	25%	61%	3%	12%	605
	Yes, children in household	19%	64%	6%	11%	175
Hartford Resident Status	Full-Time	24%	62%	3%	11%	741
	Part-Time	12%	64%	2%	21%	42
	Do Not Live in Hartford	17%	33%	17%	33%	6
Years in Hartford	10 Years or Fewer	27%	56%	2%	15%	222
	11 - 20 Years	24%	61%	4%	12%	165
	More Than 20 Years	22%	66%	3%	8%	377
Own or Rent Home	Own	21%	64%	3%	11%	696
	Rent	43%	41%	3%	13%	75
	Other	27%	64%		9%	11
Residence Village	Live in Hartford	22%	65%	4%	9%	117
	Live in Quechee	25%	65%	2%	7%	163
	Live in West Hartford	20%	60%	10%	10%	20
	Live in White River Junction	28%	56%	3%	12%	264
	Live in Wilder	19%	64%	2%	14%	208
Workplace in Hartford	Doesn't Work in Hartford	24%	62%	3%	12%	518
	Own a Business	13%	71%	7%	8%	107
	Work in Hartford	31%	56%	2%	12%	133
Workplace Village	Work in Hartford	22%	58%	8%	11%	36
	Work in Quechee	30%	63%		7%	30
	Work in West Hartford		75%	25%		4
	Work in White River Junction	21%	66%	3%	9%	122
	Work in Wilder	21%	52%	5%	21%	42

Q1I_1 - Town services satisfaction: Solid Waste Transfer Station (Paid for by waste fees)

		Very Satisfied	Satisfied	Unsatisfied	Very Unsatisfied	Have Not Used	Number Responding
Hartford Community Members		24%	55%	4%	2%	14%	853
Age	44 or younger	25%	52%	3%	3%	17%	130
	45 to 54	23%	58%	4%		15%	110
	55 to 64	21%	57%	6%	3%	13%	204
	65 to 74	25%	55%	6%	2%	13%	212
	75 and older	29%	50%	4%	1%	17%	138
Gender	Female	23%	55%	3%	2%	18%	427
	Male	26%	55%	6%	2%	11%	380
	Other	33%	50%		17%		5
Education	High school or less	17%	59%	8%	3%	14%	129
	Some college/Technical school	21%	55%	7%	3%	15%	164
	College graduate	25%	59%	2%	1%	12%	252
	Postgraduate work	29%	49%	4%	1%	17%	293
Income	Less than \$50,000	21%	56%	5%	2%	17%	243
	\$50,000-\$99,999	26%	56%	5%	2%	12%	293
	\$100,000-\$149,999	28%	55%	4%	2%	11%	118
	\$150,000 or more	22%	53%	3%	2%	19%	92
Children in Household	No children in household	25%	53%	4%	2%	16%	652
	Yes, children in household	22%	61%	4%	2%	11%	182
Hartford Resident Status	Full-Time	24%	56%	4%	2%	14%	790
	Part-Time	26%	40%	7%		28%	43
	Do Not Live in Hartford	20%	50%			30%	10
Years in Hartford	10 Years or Fewer	27%	50%	2%	2%	19%	227
	11 - 20 Years	27%	51%	6%	1%	16%	179
	More Than 20 Years	22%	60%	5%	2%	11%	406
Own or Rent Home	Own	24%	55%	5%	2%	14%	744
	Rent	21%	54%		5%	20%	76
	Other	23%	54%			23%	13
Residence Village	Live in Hartford	28%	53%	4%	2%	13%	127
	Live in Quechee	24%	51%	4%	3%	18%	169
	Live in West Hartford	21%	38%	17%	4%	21%	23
	Live in White River Junction	23%	57%	4%	2%	14%	273
	Live in Wilder	26%	58%	4%	0%	13%	230
Workplace in Hartford	Doesn't Work in Hartford	24%	56%	4%	2%	15%	561
	Own a Business	23%	57%	6%	4%	11%	107
	Work in Hartford	25%	51%	7%	1%	15%	134
Workplace Village	Work in Hartford	26%	47%	5%	8%	13%	35
	Work in Quechee	19%	63%	6%		13%	32
	Work in West Hartford		25%	25%	25%	25%	3
	Work in White River Junction	28%	51%	5%	1%	15%	122
	Work in Wilder	16%	59%	11%		14%	44

Q1I_2 - Town service funding: Solid Waste Transfer Station (Paid for by waste fees)

		Increase	Stay the Same	Decrease	Don't Know	Number Responding
Hartford Community Members		6%	68%	6%	20%	728
Age	44 or younger	6%	61%	5%	28%	121
	45 to 54	7%	71%	5%	17%	96
	55 to 64	5%	68%	7%	20%	182
	65 to 74	6%	73%	6%	15%	177
	75 and older	6%	67%	6%	21%	103
Gender	Female	5%	64%	4%	26%	370
	Male	6%	74%	8%	12%	320
	Other	33%	67%			6
Education	High school or less	6%	76%	8%	10%	98
	Some college/Technical school	5%	63%	9%	23%	137
	College graduate	6%	73%	6%	16%	222
	Postgraduate work	7%	64%	4%	26%	258
Income	Less than \$50,000	6%	66%	8%	20%	198
	\$50,000-\$99,999	6%	69%	6%	19%	251
	\$100,000-\$149,999	4%	76%	3%	18%	111
	\$150,000 or more	8%	71%	5%	16%	79
Children in Household	No children in household	6%	68%	6%	20%	553
	Yes, children in household	5%	70%	6%	19%	160
Hartford Resident Status	Full-Time	6%	69%	6%	19%	675
	Part-Time	7%	59%	5%	29%	39
	Do Not Live in Hartford		67%		33%	6
Years in Hartford	10 Years or Fewer	7%	66%	4%	23%	205
	11 - 20 Years	6%	62%	7%	24%	145
	More Than 20 Years	5%	72%	7%	16%	345
Own or Rent Home	Own	6%	69%	7%	18%	631
	Rent	7%	62%	1%	30%	72
	Other	10%	60%		30%	10
Residence Village	Live in Hartford	3%	70%	8%	19%	102
	Live in Quechee	6%	71%	5%	19%	148
	Live in West Hartford		45%	20%	35%	16
	Live in White River Junction	8%	67%	5%	20%	248
	Live in Wilder	5%	70%	6%	19%	189
Workplace in Hartford	Doesn't Work in Hartford	6%	66%	7%	21%	469
	Own a Business	3%	71%	7%	19%	98
	Work in Hartford	7%	73%	2%	17%	125
Workplace Village	Work in Hartford	3%	69%	6%	23%	33
	Work in Quechee		73%	7%	20%	28
	Work in West Hartford		50%	25%	25%	3
	Work in White River Junction	7%	77%	3%	14%	117
	Work in Wilder	5%	59%	5%	31%	37

Q1J_1 - Town services satisfaction: Administration

		Very Satisfied	Satisfied	Unsatisfied	Very Unsatisfied	Have Not Used	Number Responding
Hartford Community Members		11%	59%	13%	4%	14%	825
Age	44 or younger	11%	51%	7%	4%	27%	130
	45 to 54	9%	64%	14%	2%	10%	105
	55 to 64	10%	57%	15%	4%	13%	201
	65 to 74	11%	61%	13%	5%	10%	203
	75 and older	14%	63%	11%	3%	9%	131
Gender	Female	10%	62%	10%	3%	16%	414
	Male	12%	57%	16%	5%	10%	367
	Other		67%			33%	6
Education	High school or less	8%	57%	20%	7%	8%	121
	Some college/Technical school	11%	59%	15%	5%	11%	162
	College graduate	12%	62%	10%	2%	14%	245
	Postgraduate work	11%	58%	10%	3%	18%	285
Income	Less than \$50,000	9%	61%	12%	5%	13%	231
	\$50,000-\$99,999	12%	62%	13%	3%	11%	291
	\$100,000-\$149,999	13%	59%	10%	3%	16%	116
	\$150,000 or more	11%	53%	15%	4%	18%	91
Children in Household	No children in household	10%	61%	12%	4%	12%	631
	Yes, children in household	13%	54%	11%	3%	20%	179
Hartford Resident Status	Full-Time	11%	60%	13%	4%	13%	767
	Part-Time	12%	48%	12%	7%	21%	39
	Do Not Live in Hartford	10%	60%			30%	10
Years in Hartford	10 Years or Fewer	11%	56%	7%	3%	23%	225
	11 - 20 Years	13%	58%	17%	2%	10%	173
	More Than 20 Years	10%	61%	14%	5%	10%	389
Own or Rent Home	Own	10%	60%	13%	4%	13%	721
	Rent	11%	53%	14%	5%	18%	76
	Other	20%	70%			10%	10
Residence Village	Live in Hartford	8%	57%	17%	5%	13%	121
	Live in Quechee	10%	57%	14%	6%	13%	164
	Live in West Hartford	9%	57%	22%	4%	9%	22
	Live in White River Junction	14%	59%	12%	3%	13%	266
	Live in Wilder	10%	63%	10%	3%	14%	223
Workplace in Hartford	Doesn't Work in Hartford	12%	60%	11%	3%	14%	543
	Own a Business	6%	56%	18%	9%	11%	102
	Work in Hartford	11%	63%	11%	2%	13%	135
Workplace Village	Work in Hartford	8%	44%	21%	13%	15%	34
	Work in Quechee	3%	76%	9%	3%	9%	32
	Work in West Hartford		50%		25%	25%	3
	Work in White River Junction	14%	59%	15%	2%	10%	120
	Work in Wilder	2%	63%	11%	7%	17%	43

Q1J_2 - Town service funding: Administration

		Increase	Stay the Same	Decrease	Don't Know	Number Responding
Hartford Community Members		3%	49%	29%	19%	786
Age	44 or younger	1%	40%	31%	28%	124
	45 to 54	3%	42%	29%	26%	104
	55 to 64	2%	51%	32%	14%	201
	65 to 74	4%	54%	28%	13%	193
	75 and older	3%	56%	22%	19%	110
Gender	Female	3%	49%	23%	24%	392
	Male	2%	51%	35%	12%	353
	Other	20%	20%	40%	20%	5
Education	High school or less	3%	54%	34%	9%	111
	Some college/Technical school	3%	46%	35%	16%	153
	College graduate	4%	53%	24%	19%	235
	Postgraduate work	2%	46%	28%	25%	272
Income	Less than \$50,000	3%	50%	28%	18%	214
	\$50,000-\$99,999	3%	51%	28%	18%	276
	\$100,000-\$149,999	1%	54%	28%	17%	113
	\$150,000 or more	2%	42%	36%	19%	85
Children in Household	No children in household	3%	50%	28%	19%	597
	Yes, children in household	4%	46%	29%	21%	173
Hartford Resident Status	Full-Time	3%	49%	29%	19%	730
	Part-Time	5%	38%	31%	26%	42
	Do Not Live in Hartford		60%		40%	5
Years in Hartford	10 Years or Fewer	5%	45%	24%	26%	216
	11 - 20 Years	2%	49%	24%	24%	162
	More Than 20 Years	2%	51%	35%	12%	376
Own or Rent Home	Own	3%	49%	29%	19%	689
	Rent	3%	45%	30%	22%	73
	Other		67%	33%		9
Residence Village	Live in Hartford	2%	45%	32%	21%	117
	Live in Quechee	3%	49%	31%	18%	159
	Live in West Hartford		35%	40%	25%	20
	Live in White River Junction	4%	48%	31%	17%	261
	Live in Wilder	3%	53%	23%	21%	207
Workplace in Hartford	Doesn't Work in Hartford	4%	48%	28%	20%	508
	Own a Business		43%	40%	17%	107
	Work in Hartford	2%	58%	22%	18%	130
Workplace Village	Work in Hartford	3%	34%	46%	17%	35
	Work in Quechee		59%	31%	10%	29
	Work in West Hartford		25%	50%	25%	4
	Work in White River Junction		57%	29%	14%	119
	Work in Wilder	2%	45%	20%	32%	44

Q1K_1 - Town services satisfaction: Health and Social Services

		Very Satisfied	Satisfied	Unsatisfied	Very Unsatisfied	Have Not Used	Number Responding
Hartford Community Members		9%	38%	8%	2%	42%	871
Age	44 or younger	10%	29%	13%	3%	46%	136
	45 to 54	5%	45%	11%	1%	39%	110
	55 to 64	9%	35%	7%	3%	46%	213
	65 to 74	8%	40%	8%	1%	43%	214
	75 and older	13%	45%	4%	2%	35%	139
Gender	Female	9%	38%	7%	2%	44%	437
	Male	9%	39%	10%	2%	40%	387
	Other	33%	17%	17%		33%	6
Education	High school or less	10%	44%	11%	1%	34%	132
	Some college/Technical school	10%	38%	14%	4%	34%	169
	College graduate	9%	42%	5%	2%	42%	254
	Postgraduate work	7%	33%	7%	2%	51%	301
Income	Less than \$50,000	12%	38%	10%	4%	37%	249
	\$50,000-\$99,999	7%	39%	9%	2%	43%	298
	\$100,000-\$149,999	11%	41%	7%	1%	41%	120
	\$150,000 or more	6%	33%	8%		53%	95
Children in Household	No children in household	10%	39%	8%	2%	42%	668
	Yes, children in household	7%	39%	9%	2%	45%	184
Hartford Resident Status	Full-Time	9%	39%	8%	2%	42%	808
	Part-Time	7%	27%	5%	2%	59%	44
	Do Not Live in Hartford	10%	20%	20%		50%	10
Years in Hartford	10 Years or Fewer	10%	33%	4%	2%	51%	233
	11 - 20 Years	11%	34%	11%	1%	43%	183
	More Than 20 Years	8%	42%	9%	3%	38%	413
Own or Rent Home	Own	8%	39%	8%	1%	44%	755
	Rent	16%	33%	12%	6%	33%	85
	Other	18%	27%	9%	9%	36%	11
Residence Village	Live in Hartford	5%	36%	11%	3%	45%	129
	Live in Quechee	6%	39%	4%	2%	49%	176
	Live in West Hartford	9%	26%	17%		48%	23
	Live in White River Junction	11%	37%	10%	2%	40%	281
	Live in Wilder	10%	42%	8%	1%	39%	230
Workplace in Hartford	Doesn't Work in Hartford	9%	38%	8%	2%	43%	574
	Own a Business	5%	38%	10%	3%	44%	113
	Work in Hartford	10%	40%	7%	3%	40%	136
Workplace Village	Work in Hartford	5%	31%	8%	5%	51%	39
	Work in Quechee	3%	58%	6%		33%	33
	Work in West Hartford		25%	25%		50%	4
	Work in White River Junction	11%	39%	10%	3%	36%	122
	Work in Wilder	4%	33%	4%	2%	56%	45

Q1K_2 - Town service funding: Health and Social Services

		Increase	Stay the Same	Decrease	Don't Know	Number Responding
Hartford Community Members		21%	44%	10%	26%	786
Age	44 or younger	31%	35%	6%	27%	131
	45 to 54	23%	44%	13%	20%	104
	55 to 64	18%	45%	9%	28%	199
	65 to 74	19%	48%	10%	24%	188
	75 and older	16%	50%	7%	27%	109
Gender	Female	23%	42%	6%	29%	395
	Male	18%	47%	12%	23%	348
	Other	50%	33%	17%		6
Education	High school or less	19%	52%	11%	19%	108
	Some college/Technical school	24%	42%	13%	22%	151
	College graduate	19%	47%	7%	27%	238
	Postgraduate work	22%	40%	8%	31%	273
Income	Less than \$50,000	27%	43%	9%	21%	215
	\$50,000-\$99,999	20%	45%	9%	26%	273
	\$100,000-\$149,999	22%	46%	5%	26%	112
	\$150,000 or more	21%	45%	6%	28%	85
Children in Household	No children in household	20%	44%	9%	26%	594
	Yes, children in household	22%	43%	9%	26%	174
Hartford Resident Status	Full-Time	21%	44%	9%	25%	730
	Part-Time	8%	41%	8%	44%	39
	Do Not Live in Hartford	43%	29%		29%	7
Years in Hartford	10 Years or Fewer	24%	40%	6%	30%	219
	11 - 20 Years	22%	41%	11%	27%	158
	More Than 20 Years	19%	48%	10%	23%	373
Own or Rent Home	Own	18%	45%	10%	27%	681
	Rent	45%	36%	4%	16%	76
	Other	36%	55%		9%	11
Residence Village	Live in Hartford	21%	42%	13%	24%	116
	Live in Quechee	12%	48%	11%	28%	157
	Live in West Hartford	22%	22%	28%	28%	18
	Live in White River Junction	25%	43%	7%	25%	262
	Live in Wilder	21%	46%	6%	26%	204
Workplace in Hartford	Doesn't Work in Hartford	22%	43%	8%	27%	509
	Own a Business	12%	48%	13%	26%	106
	Work in Hartford	20%	50%	11%	19%	129
Workplace Village	Work in Hartford	6%	47%	15%	32%	34
	Work in Quechee	17%	55%	14%	14%	29
	Work in West Hartford		25%	50%	25%	4
	Work in White River Junction	19%	52%	8%	20%	119
	Work in Wilder	16%	37%	12%	35%	43

Q2 - In 2015, the Selectboard determined the Town of Hartford has bene operating with understaffed departments and neglected capital improvements. Which of the following options would you be most likely to support for future town budgets?

		Fully Fund Services	Somewhat Reduce Services	Significantly Reduce or Eliminate Services	Don't Know	Number Responding
Hartford Community Members		23%	32%	28%	17%	828
Age	44 or younger	39%	28%	17%	16%	126
	45 to 54	18%	38%	30%	14%	104
	55 to 64	21%	33%	32%	14%	195
	65 to 74	22%	33%	28%	17%	215
	75 and older	22%	33%	20%	25%	134
Gender	Female	25%	31%	19%	25%	408
	Male	23%	33%	35%	9%	376
	Other	33%	50%	17%		6
Education	High school or less	13%	27%	34%	26%	128
	Some college/Technical school	19%	33%	27%	22%	160
	College graduate	23%	37%	25%	16%	240
	Postgraduate work	32%	31%	26%	11%	287
Income	Less than \$50,000	23%	29%	24%	24%	241
	\$50,000-\$99,999	24%	34%	28%	15%	285
	\$100,000-\$149,999	31%	40%	23%	7%	111
	\$150,000 or more	24%	37%	29%	10%	91
Children in Household	No children in household	23%	32%	28%	16%	641
	Yes, children in household	25%	33%	24%	19%	170
Hartford Resident Status	Full-Time	24%	32%	27%	17%	766
	Part-Time	12%	42%	37%	9%	43
	Do Not Live in Hartford	60%	20%	20%		10
Years in Hartford	10 Years or Fewer	31%	31%	20%	18%	214
	11 - 20 Years	24%	30%	29%	18%	175
	More Than 20 Years	18%	34%	31%	16%	396
Own or Rent Home	Own	22%	33%	29%	16%	712
	Rent	33%	25%	13%	29%	84
	Other	25%	42%	8%	25%	12
Residence Village	Live in Hartford	15%	38%	26%	21%	122
	Live in Quechee	16%	31%	40%	14%	167
	Live in West Hartford	18%	36%	23%	23%	22
	Live in White River Junction	25%	30%	28%	17%	271
	Live in Wilder	29%	35%	20%	16%	214
Workplace in Hartford	Doesn't Work in Hartford	23%	32%	25%	20%	547
	Own a Business	15%	37%	41%	7%	105
	Work in Hartford	32%	30%	25%	14%	130
Workplace Village	Work in Hartford	22%	30%	41%	8%	37
	Work in Quechee	3%	40%	53%	3%	30
	Work in West Hartford		50%	50%		4
	Work in White River Junction	27%	31%	27%	16%	116
	Work in Wilder	36%	39%	18%	7%	44

Q3a - Favor or oppose the following potential projects in Hartford: Increase amount of sidewalks

		Favor, Even If Raise Taxes	Favor, But Don't Raise Taxes	Oppose, Not Needed	Don't Know/No Opinion	Number Responding
Hartford Community Members		16%	37%	39%	7%	885
Age	44 or younger	28%	41%	29%	3%	138
	45 to 54	21%	45%	30%	4%	115
	55 to 64	15%	39%	41%	5%	216
	65 to 74	15%	32%	45%	9%	228
	75 and older	6%	35%	42%	16%	128
Gender	Female	15%	41%	34%	9%	438
	Male	18%	34%	43%	5%	398
	Other	33%	17%	33%	17%	6
Education	High school or less	5%	37%	50%	8%	130
	Some college/Technical school	12%	33%	48%	7%	164
	College graduate	14%	37%	40%	9%	267
	Postgraduate work	25%	40%	28%	7%	307
Income	Less than \$50,000	14%	33%	45%	8%	252
	\$50,000-\$99,999	15%	38%	37%	10%	304
	\$100,000-\$149,999	23%	43%	31%	2%	121
	\$150,000 or more	20%	43%	33%	4%	97
Children in Household	No children in household	15%	35%	42%	8%	673
	Yes, children in household	23%	45%	28%	4%	192
Hartford Resident Status	Full-Time	17%	37%	38%	7%	820
	Part-Time	10%	33%	50%	6%	48
	Do Not Live in Hartford	30%	30%	30%	10%	10
Years in Hartford	10 Years or Fewer	25%	38%	30%	8%	238
	11 - 20 Years	22%	33%	35%	10%	190
	More Than 20 Years	10%	39%	46%	6%	416
Own or Rent Home	Own	16%	37%	40%	7%	765
	Rent	24%	38%	28%	10%	90
	Other		54%	23%	23%	13
Residence Village	Live in Hartford	11%	39%	43%	8%	131
	Live in Quechee	12%	42%	41%	5%	185
	Live in West Hartford	14%	32%	50%	5%	22
	Live in White River Junction	16%	39%	37%	8%	286
	Live in Wilder	22%	33%	36%	9%	230
Workplace in Hartford	Doesn't Work in Hartford	15%	37%	38%	9%	582
	Own a Business	18%	34%	44%	4%	114
	Work in Hartford	23%	41%	32%	4%	140
Workplace Village	Work in Hartford	8%	41%	36%	15%	39
	Work in Quechee	6%	44%	50%		34
	Work in West Hartford		25%	75%		4
	Work in White River Junction	23%	40%	35%	2%	126
	Work in Wilder	38%	24%	31%	7%	45

Q3b - Favor or oppose the following potential projects in Hartford: Restore Wright's Reservoir

		Favor, Even If Raise Taxes	Favor, But Don't Raise Taxes	Oppose, Not Needed	Don't Know/No Opinion	Number Responding
Hartford Community Members		11%	33%	27%	29%	889
Age	44 or younger	19%	28%	25%	28%	139
	45 to 54	12%	29%	29%	30%	114
	55 to 64	13%	39%	27%	21%	217
	65 to 74	10%	31%	26%	33%	228
	75 and older	4%	31%	27%	37%	134
Gender	Female	10%	36%	21%	34%	445
	Male	13%	30%	33%	24%	399
	Other		40%	20%	40%	5
Education	High school or less	4%	42%	32%	23%	132
	Some college/Technical school	13%	38%	27%	21%	169
	College graduate	13%	33%	25%	29%	269
	Postgraduate work	12%	25%	26%	37%	305
Income	Less than \$50,000	11%	39%	25%	26%	257
	\$50,000-\$99,999	12%	33%	28%	26%	306
	\$100,000-\$149,999	14%	30%	25%	31%	122
	\$150,000 or more	10%	22%	30%	38%	97
Children in Household	No children in household	10%	33%	27%	30%	682
	Yes, children in household	16%	29%	28%	26%	190
Hartford Resident Status	Full-Time	12%	33%	27%	28%	826
	Part-Time	4%	15%	24%	57%	46
	Do Not Live in Hartford	20%	30%	20%	30%	10
Years in Hartford	10 Years or Fewer	14%	26%	21%	39%	236
	11 - 20 Years	10%	28%	23%	39%	191
	More Than 20 Years	11%	37%	32%	19%	425
Own or Rent Home	Own	10%	33%	27%	30%	769
	Rent	24%	26%	23%	27%	90
	Other	8%	38%	31%	23%	13
Residence Village	Live in Hartford	9%	34%	31%	26%	133
	Live in Quechee	7%	27%	28%	38%	184
	Live in West Hartford	14%	36%	27%	23%	22
	Live in White River Junction	14%	37%	25%	23%	287
	Live in Wilder	12%	30%	24%	34%	232
Workplace in Hartford	Doesn't Work in Hartford	9%	31%	25%	34%	583
	Own a Business	14%	36%	29%	21%	112
	Work in Hartford	20%	35%	31%	14%	144
Workplace Village	Work in Hartford	15%	33%	38%	13%	39
	Work in Quechee	3%	44%	38%	15%	34
	Work in West Hartford	25%	50%	25%		4
	Work in White River Junction	21%	33%	28%	18%	128
	Work in Wilder	18%	38%	20%	24%	45

Q3c - Favor or oppose the following potential projects in Hartford: Increase parking in WRJ downtown

		Favor, Even If Raise Taxes	Favor, But Don't Raise Taxes	Oppose, Not Needed	Don't Know/No Opinion	Number Responding
Hartford Community Members		15%	42%	35%	8%	898
Age	44 or younger	16%	35%	40%	9%	139
	45 to 54	17%	50%	27%	6%	113
	55 to 64	17%	40%	35%	7%	220
	65 to 74	14%	42%	39%	5%	229
	75 and older	9%	47%	28%	16%	138
Gender	Female	14%	44%	32%	10%	448
	Male	15%	41%	37%	7%	404
	Other	33%	33%	33%		6
Education	High school or less	11%	48%	35%	7%	133
	Some college/Technical school	13%	41%	37%	9%	174
	College graduate	16%	44%	33%	7%	269
	Postgraduate work	17%	38%	35%	10%	307
Income	Less than \$50,000	11%	46%	33%	10%	259
	\$50,000-\$99,999	15%	41%	36%	8%	310
	\$100,000-\$149,999	26%	39%	28%	7%	123
	\$150,000 or more	12%	41%	39%	7%	97
Children in Household	No children in household	15%	43%	34%	9%	689
	Yes, children in household	16%	41%	36%	7%	192
Hartford Resident Status	Full-Time	15%	44%	33%	8%	834
	Part-Time	8%	17%	63%	13%	48
	Do Not Live in Hartford	30%	30%	20%	20%	10
Years in Hartford	10 Years or Fewer	18%	36%	35%	11%	240
	11 - 20 Years	17%	38%	36%	8%	190
	More Than 20 Years	12%	48%	34%	6%	427
Own or Rent Home	Own	15%	44%	34%	7%	776
	Rent	13%	37%	37%	12%	91
	Other	23%	15%	38%	23%	13
Residence Village	Live in Hartford	11%	44%	38%	7%	133
	Live in Quechee	10%	34%	47%	9%	186
	Live in West Hartford	26%	43%	26%	4%	23
	Live in White River Junction	15%	47%	31%	8%	288
	Live in Wilder	19%	45%	28%	8%	237
Workplace in Hartford	Doesn't Work in Hartford	14%	40%	36%	10%	591
	Own a Business	19%	51%	27%	3%	113
	Work in Hartford	19%	42%	34%	4%	144
Workplace Village	Work in Hartford	21%	31%	44%	5%	39
	Work in Quechee	9%	38%	47%	6%	34
	Work in West Hartford		75%	25%		4
	Work in White River Junction	19%	49%	29%	3%	128
	Work in Wilder	30%	54%	13%	2%	46

Q3d - Favor or oppose the following potential projects in Hartford: Create a town trail network

		Favor, Even If Raise Taxes	Favor, But Don't Raise Taxes	Oppose, Not Needed	Don't Know/No Opinion	Number Responding
Hartford Community Members		16%	39%	36%	9%	898
Age	44 or younger	32%	33%	28%	7%	138
	45 to 54	20%	43%	30%	7%	115
	55 to 64	15%	40%	39%	5%	220
	65 to 74	11%	41%	40%	8%	227
	75 and older	9%	33%	39%	18%	138
Gender	Female	15%	40%	33%	12%	448
	Male	17%	38%	40%	5%	403
	Other	33%	33%	33%		6
Education	High school or less	2%	29%	56%	13%	133
	Some college/Technical school	13%	30%	46%	11%	173
	College graduate	16%	45%	30%	9%	271
	Postgraduate work	25%	44%	26%	6%	306
Income	Less than \$50,000	13%	39%	37%	11%	258
	\$50,000-\$99,999	16%	39%	37%	8%	312
	\$100,000-\$149,999	19%	41%	30%	10%	121
	\$150,000 or more	23%	44%	30%	3%	97
Children in Household	No children in household	14%	39%	38%	9%	689
	Yes, children in household	23%	39%	30%	8%	191
Hartford Resident Status	Full-Time	16%	39%	35%	9%	832
	Part-Time	8%	43%	41%	8%	49
	Do Not Live in Hartford	30%	20%	50%		10
Years in Hartford	10 Years or Fewer	27%	42%	21%	9%	238
	11 - 20 Years	20%	42%	29%	9%	192
	More Than 20 Years	9%	38%	46%	8%	429
Own or Rent Home	Own	14%	41%	37%	8%	775
	Rent	28%	33%	24%	15%	92
	Other	31%	38%	15%	15%	13
Residence Village	Live in Hartford	11%	37%	44%	8%	133
	Live in Quechee	13%	45%	37%	5%	186
	Live in West Hartford	22%	35%	39%	4%	23
	Live in White River Junction	16%	41%	32%	10%	288
	Live in Wilder	20%	35%	34%	11%	237
Workplace in Hartford	Doesn't Work in Hartford	15%	40%	36%	10%	592
	Own a Business	16%	34%	45%	5%	114
	Work in Hartford	24%	41%	29%	6%	142
Workplace Village	Work in Hartford	15%	18%	64%	3%	39
	Work in Quechee	6%	68%	26%		34
	Work in West Hartford			100%		4
	Work in White River Junction	26%	39%	30%	5%	128
	Work in Wilder	27%	33%	27%	13%	45

Q3e - Favor or oppose the following potential projects in Hartford: Increase bike lanes

		Favor, Even If Raise Taxes	Favor, But Don't Raise Taxes	Oppose, Not Needed	Don't Know/No Opinion	Number Responding
Hartford Community Members		17%	36%	39%	8%	894
Age	44 or younger	33%	26%	36%	5%	138
	45 to 54	20%	37%	36%	8%	115
	55 to 64	18%	37%	39%	5%	220
	65 to 74	12%	37%	41%	11%	226
	75 and older	7%	42%	39%	12%	134
Gender	Female	16%	36%	36%	11%	444
	Male	19%	36%	40%	5%	402
	Other	17%	50%	17%	17%	6
Education	High school or less	3%	33%	55%	9%	131
	Some college/Technical school	12%	29%	51%	9%	172
	College graduate	18%	37%	37%	8%	271
	Postgraduate work	26%	41%	25%	8%	304
Income	Less than \$50,000	15%	37%	38%	10%	257
	\$50,000-\$99,999	18%	32%	41%	8%	309
	\$100,000-\$149,999	24%	41%	30%	5%	122
	\$150,000 or more	22%	40%	33%	5%	97
Children in Household	No children in household	15%	36%	40%	8%	684
	Yes, children in household	24%	36%	33%	7%	191
Hartford Resident Status	Full-Time	18%	36%	38%	8%	828
	Part-Time	10%	49%	35%	6%	49
	Do Not Live in Hartford	30%	10%	60%		10
Years in Hartford	10 Years or Fewer	27%	37%	25%	10%	238
	11 - 20 Years	23%	39%	30%	8%	191
	More Than 20 Years	10%	35%	48%	7%	425
Own or Rent Home	Own	15%	38%	40%	7%	772
	Rent	35%	27%	23%	14%	91
	Other	8%	38%	38%	15%	13
Residence Village	Live in Hartford	17%	34%	43%	6%	132
	Live in Quechee	14%	42%	38%	6%	187
	Live in West Hartford	26%	52%	17%	4%	23
	Live in White River Junction	13%	37%	40%	10%	285
	Live in Wilder	23%	31%	36%	9%	236
Workplace in Hartford	Doesn't Work in Hartford	16%	36%	39%	9%	587
	Own a Business	19%	32%	45%	4%	114
	Work in Hartford	22%	39%	32%	7%	143
Workplace Village	Work in Hartford	15%	26%	54%	5%	39
	Work in Quechee	18%	38%	41%	3%	34
	Work in West Hartford		25%	75%		4
	Work in White River Junction	23%	38%	36%	4%	128
	Work in Wilder	22%	43%	24%	11%	46

Q4 - The town of Hartford has been investigating the possibility of extending the residential recycling pickup to include garbage and trash. If it was on the ballot in March of 2017 would you favor or oppose complete curbside pickup for town residents?

		Strongly Favor	Somewhat Favor	Somewhat Oppose	Strongly Oppose	DK/No Opinion	Number Responding
Hartford Community Members		27%	28%	13%	18%	14%	895
Age	44 or younger	35%	28%	7%	12%	18%	139
	45 to 54	22%	31%	12%	19%	16%	112
	55 to 64	27%	32%	12%	18%	11%	219
	65 to 74	27%	23%	15%	22%	13%	230
	75 and older	19%	31%	16%	18%	16%	134
Gender	Female	28%	31%	12%	14%	15%	442
	Male	25%	26%	13%	22%	14%	403
	Other	50%		17%	17%	17%	6
Education	High school or less	26%	29%	19%	18%	9%	133
	Some college/Technical school	27%	30%	10%	18%	14%	172
	College graduate	25%	29%	13%	17%	16%	268
	Postgraduate work	27%	27%	12%	18%	15%	306
Income	Less than \$50,000	28%	28%	12%	19%	13%	257
	\$50,000-\$99,999	26%	30%	14%	17%	13%	312
	\$100,000-\$149,999	31%	26%	9%	15%	19%	120
	\$150,000 or more	26%	26%	11%	21%	16%	96
Children in Household	No children in household	26%	30%	13%	18%	13%	686
	Yes, children in household	31%	24%	11%	16%	18%	188
Hartford Resident Status	Full-Time	28%	28%	13%	18%	14%	829
	Part-Time	13%	25%	21%	17%	25%	48
	Do Not Live in Hartford	20%	30%		20%	30%	10
Years in Hartford	10 Years or Fewer	28%	31%	9%	15%	17%	239
	11 - 20 Years	27%	28%	14%	18%	14%	189
	More Than 20 Years	25%	27%	14%	20%	13%	424
Own or Rent Home	Own	27%	28%	13%	19%	13%	773
	Rent	28%	31%	16%	8%	18%	90
	Other	23%	46%			31%	13
Residence Village	Live in Hartford	22%	25%	17%	26%	9%	127
	Live in Quechee	23%	26%	15%	24%	12%	185
	Live in West Hartford	17%	48%	9%	9%	17%	23
	Live in White River Junction	27%	28%	13%	15%	17%	295
	Live in Wilder	33%	30%	9%	14%	14%	234
Workplace in Hartford	Doesn't Work in Hartford	25%	31%	13%	16%	15%	588
	Own a Business	24%	23%	11%	32%	11%	111
	Work in Hartford	30%	24%	14%	15%	17%	145
Workplace Village	Work in Hartford	24%	13%	18%	37%	8%	38
	Work in Quechee	28%	28%	6%	22%	16%	32
	Work in West Hartford		50%		50%		4
	Work in White River Junction	28%	24%	12%	19%	17%	129
	Work in Wilder	26%	28%	13%	19%	15%	47

Q6 - Paving roads costs about \$150,000 per mile and lasts about 10 years. Hartford has nearly 100 miles of paved road. Even at a rate of \$1 million a year, road paving falls behind at a rate of about 3 miles per years. If you were on the Selectboard and had to decide, which of the following strategies would you be most likely to support?

		All roads in Hartford paved on schedule	Roads in Hartford Paved on Schedule Only When Sufficient Funds	Convert Some Paved Roads Back to Dirt Roads	Don't Know/No Opinion	Number Responding
Hartford Community Members		35%	40%	19%	7%	886
Age	44 or younger	28%	36%	30%	6%	137
	45 to 54	31%	35%	30%	4%	115
	55 to 64	34%	37%	21%	8%	216
	65 to 74	35%	49%	12%	5%	222
	75 and older	45%	37%	7%	10%	139
Gender	Female	33%	41%	17%	8%	436
	Male	37%	38%	20%	5%	400
	Other		83%	17%		6
Education	High school or less	31%	47%	12%	10%	130
	Some college/Technical school	30%	47%	15%	8%	172
	College graduate	33%	39%	22%	6%	269
	Postgraduate work	41%	34%	21%	4%	301
Income	Less than \$50,000	31%	43%	18%	9%	254
	\$50,000-\$99,999	33%	42%	19%	6%	307
	\$100,000-\$149,999	42%	31%	21%	7%	121
	\$150,000 or more	40%	41%	18%		94
Children in Household	No children in household	37%	39%	17%	6%	679
	Yes, children in household	26%	42%	24%	9%	187
Hartford Resident Status	Full-Time	34%	40%	20%	7%	820
	Part-Time	49%	43%	6%	2%	49
	Do Not Live in Hartford	20%	50%	20%	10%	10
Years in Hartford	10 Years or Fewer	36%	34%	24%	6%	234
	11 - 20 Years	38%	38%	18%	6%	192
	More Than 20 Years	32%	44%	16%	7%	418
Own or Rent Home	Own	35%	41%	18%	6%	763
	Rent	37%	33%	23%	7%	90
	Other	23%	38%	23%	15%	13
Residence Village	Live in Hartford	24%	44%	27%	5%	126
	Live in Quechee	43%	37%	17%	3%	185
	Live in West Hartford	48%	48%	5%		21
	Live in White River Junction	30%	45%	19%	7%	291
	Live in Wilder	40%	32%	18%	11%	230
Workplace in Hartford	Doesn't Work in Hartford	35%	41%	17%	7%	584
	Own a Business	31%	37%	28%	4%	107
	Work in Hartford	33%	39%	21%	8%	145
Workplace Village	Work in Hartford	38%	32%	27%	3%	37
	Work in Quechee	35%	56%	9%		34
	Work in West Hartford	50%	50%			2
	Work in White River Junction	23%	40%	28%	9%	128
	Work in Wilder	51%	21%	19%	9%	47

Q7a - Agree or disagree with statement about the Town of Hartford: I receive good value for the taxes I pay

		Strongly Agree	Agree Somewhat	Neutral	Disagree Somewhat	Strongly Disagree	Don't Know/No Opinion	Number Responding
Hartford Community Members		14%	29%	21%	18%	12%	6%	898
Age	44 or younger	14%	32%	20%	12%	8%	14%	142
	45 to 54	16%	30%	17%	20%	10%	7%	115
	55 to 64	9%	31%	23%	22%	13%	3%	216
	65 to 74	18%	24%	22%	16%	15%	4%	227
	75 and older	19%	29%	21%	14%	11%	6%	140
Gender	Female	14%	35%	20%	14%	9%	8%	449
	Male	14%	25%	21%	21%	15%	4%	403
	Other	17%		50%		17%	17%	6
Education	High school or less	10%	20%	31%	21%	13%	6%	134
	Some college/Technical school	15%	26%	20%	21%	13%	5%	174
	College graduate	15%	33%	18%	16%	10%	7%	268
	Postgraduate work	16%	32%	19%	15%	13%	6%	307
Income	Less than \$50,000	13%	31%	22%	13%	10%	10%	258
	\$50,000-\$99,999	17%	27%	20%	21%	11%	4%	311
	\$100,000-\$149,999	18%	36%	16%	15%	11%	4%	121
	\$150,000 or more	10%	29%	18%	21%	20%	3%	97
Children in Household	No children in household	14%	29%	20%	19%	12%	6%	690
	Yes, children in household	15%	32%	21%	14%	11%	6%	192
Hartford Resident Status	Full-Time	15%	30%	20%	17%	12%	6%	833
	Part-Time	4%	19%	26%	23%	26%	2%	47
	Do Not Live in Hartford		20%	20%	10%		50%	10
Years in Hartford	10 Years or Fewer	15%	33%	21%	13%	8%	10%	239
	11 - 20 Years	14%	29%	17%	19%	15%	6%	194
	More Than 20 Years	15%	27%	22%	21%	13%	3%	423
Own or Rent Home	Own	14%	30%	20%	20%	13%	3%	776
	Rent	15%	25%	26%	4%	7%	24%	89
	Other		46%	31%		8%	15%	13
Residence Village	Live in Hartford	9%	28%	18%	22%	15%	8%	131
	Live in Quechee	13%	22%	20%	22%	21%	2%	181
	Live in West Hartford	26%	22%	22%	4%	26%		23
	Live in White River Junction	14%	30%	26%	14%	9%	7%	297
	Live in Wilder	17%	35%	18%	18%	6%	6%	234
Workplace in Hartford	Doesn't Work in Hartford	14%	28%	22%	17%	12%	6%	593
	Own a Business	6%	35%	18%	21%	15%	4%	112
	Work in Hartford	19%	31%	18%	16%	10%	5%	141
Workplace Village	Work in Hartford	5%	26%	13%	24%	18%	13%	38
	Work in Quechee	3%	52%	6%	24%	15%		33
	Work in West Hartford	25%		25%	25%	25%		4
	Work in White River Junction	17%	33%	19%	14%	12%	6%	129
	Work in Wilder	11%	33%	29%	20%	7%		45

Q7b - Agree or disagree with statement about the Town of Hartford: I am pleased with the overall direction the town is taking

		Strongly Agree	Agree Somewhat	Neutral	Disagree Somewhat	Strongly Disagree	Don't Know/No Opinion	Number Responding
Hartford Community Members		15%	34%	21%	16%	8%	6%	896
Age	44 or younger	22%	33%	22%	8%	6%	9%	141
	45 to 54	17%	37%	18%	17%	8%	3%	115
	55 to 64	8%	41%	22%	15%	8%	6%	216
	65 to 74	19%	28%	20%	19%	8%	6%	227
	75 and older	17%	34%	21%	14%	9%	6%	140
Gender	Female	17%	37%	19%	13%	6%	9%	450
	Male	14%	32%	23%	19%	10%	2%	401
	Other	33%	17%	17%		17%	17%	6
Education	High school or less	14%	29%	27%	16%	11%	5%	133
	Some college/Technical school	12%	32%	21%	20%	9%	6%	174
	College graduate	16%	38%	19%	16%	6%	5%	268
	Postgraduate work	18%	36%	19%	13%	7%	7%	306
Income	Less than \$50,000	17%	29%	23%	15%	9%	7%	259
	\$50,000-\$99,999	16%	40%	17%	15%	7%	5%	312
	\$100,000-\$149,999	19%	38%	20%	15%	4%	4%	121
	\$150,000 or more	11%	33%	20%	19%	10%	6%	96
Children in Household	No children in household	14%	34%	21%	17%	8%	6%	689
	Yes, children in household	20%	36%	20%	12%	8%	4%	191
Hartford Resident Status	Full-Time	16%	35%	20%	15%	8%	6%	831
	Part-Time	6%	21%	34%	28%	9%	2%	47
	Do Not Live in Hartford	20%	20%	40%		10%	10%	10
Years in Hartford	10 Years or Fewer	19%	37%	19%	10%	5%	10%	239
	11 - 20 Years	12%	36%	21%	18%	8%	4%	193
	More Than 20 Years	15%	32%	22%	19%	9%	4%	423
Own or Rent Home	Own	15%	35%	20%	17%	8%	5%	774
	Rent	17%	37%	20%	10%	7%	9%	89
	Other	15%	23%	38%	8%	8%	8%	13
Residence Village	Live in Hartford	17%	27%	25%	18%	8%	5%	131
	Live in Quechee	8%	29%	25%	21%	13%	5%	183
	Live in West Hartford	22%	52%		17%	9%		23
	Live in White River Junction	17%	35%	18%	15%	8%	7%	293
	Live in Wilder	17%	41%	20%	12%	4%	6%	235
Workplace in Hartford	Doesn't Work in Hartford	15%	34%	20%	16%	8%	7%	592
	Own a Business	8%	40%	23%	19%	7%	4%	111
	Work in Hartford	21%	34%	23%	9%	9%	4%	141
Workplace Village	Work in Hartford	8%	26%	32%	16%	13%	5%	38
	Work in Quechee		48%	24%	21%	6%		33
	Work in West Hartford	25%	50%			25%		4
	Work in White River Junction	21%	34%	24%	9%	9%	4%	128
	Work in Wilder	13%	42%	16%	18%	4%	7%	45

Q7c - Agree or disagree with statement about the Town of Hartford: The Town government welcomes citizen involvement

		Strongly Agree	Agree Somewhat	Neutral	Disagree Somewhat	Strongly Disagree	Don't Know/No Opinion	Number Responding
Hartford Community Members		20%	27%	21%	11%	6%	15%	886
Age	44 or younger	20%	31%	19%	5%	6%	19%	140
	45 to 54	21%	27%	21%	14%	5%	11%	114
	55 to 64	23%	25%	21%	13%	8%	10%	213
	65 to 74	21%	25%	20%	14%	7%	13%	223
	75 and older	16%	31%	20%	8%	4%	22%	138
Gender	Female	21%	30%	17%	10%	5%	16%	441
	Male	19%	26%	24%	12%	8%	13%	399
	Other	50%		17%	17%		17%	6
Education	High school or less	13%	31%	24%	12%	11%	8%	131
	Some college/Technical school	20%	22%	26%	14%	6%	11%	172
	College graduate	23%	29%	17%	9%	7%	15%	267
	Postgraduate work	21%	27%	18%	11%	4%	19%	303
Income	Less than \$50,000	20%	30%	19%	11%	7%	13%	255
	\$50,000-\$99,999	22%	29%	20%	9%	5%	15%	308
	\$100,000-\$149,999	22%	30%	17%	13%	4%	14%	121
	\$150,000 or more	18%	20%	26%	13%	8%	15%	95
Children in Household	No children in household	21%	27%	20%	11%	6%	15%	680
	Yes, children in household	18%	32%	22%	8%	6%	14%	190
Hartford Resident Status	Full-Time	21%	28%	20%	11%	6%	14%	823
	Part-Time	7%	26%	22%	17%	7%	22%	46
	Do Not Live in Hartford	30%	20%	10%	10%		30%	10
Years in Hartford	10 Years or Fewer	22%	29%	17%	5%	5%	21%	238
	11 - 20 Years	17%	29%	19%	14%	5%	16%	193
	More Than 20 Years	21%	26%	24%	13%	7%	10%	415
Own or Rent Home	Own	20%	28%	21%	12%	6%	14%	768
	Rent	24%	27%	21%	6%	6%	16%	86
	Other	23%	31%		15%	8%	23%	13
Residence Village	Live in Hartford	17%	29%	22%	12%	2%	18%	130
	Live in Quechee	18%	24%	18%	15%	9%	15%	181
	Live in West Hartford	32%	27%	5%	9%	5%	23%	22
	Live in White River Junction	21%	29%	19%	12%	7%	13%	287
	Live in Wilder	21%	28%	25%	7%	6%	13%	236
Workplace in Hartford	Doesn't Work in Hartford	20%	26%	21%	9%	6%	18%	585
	Own a Business	17%	30%	22%	17%	6%	8%	108
	Work in Hartford	25%	28%	19%	13%	5%	11%	142
Workplace Village	Work in Hartford	15%	23%	15%	28%	8%	10%	39
	Work in Quechee	16%	50%	13%	9%	9%	3%	32
	Work in West Hartford	25%	50%		25%			4
	Work in White River Junction	24%	26%	21%	12%	6%	12%	127
	Work in Wilder	23%	25%	27%	14%	5%	7%	44

Q7d - Agree or disagree with statement about the Town of Hartford: The Town government is run for the benefit of all of the people

		Strongly Agree	Agree Somewhat	Neutral	Disagree Somewhat	Strongly Disagree	Don't Know/No Opinion	Number Responding
Hartford Community Members		15%	29%	18%	19%	10%	10%	886
Age	44 or younger	13%	35%	19%	9%	7%	17%	141
	45 to 54	18%	28%	13%	28%	6%	7%	115
	55 to 64	14%	26%	18%	21%	11%	10%	213
	65 to 74	15%	26%	17%	20%	13%	9%	222
	75 and older	16%	33%	15%	15%	9%	12%	137
Gender	Female	15%	30%	15%	19%	7%	14%	444
	Male	14%	28%	19%	18%	14%	7%	395
	Other	50%		17%		17%	17%	6
Education	High school or less	12%	27%	21%	24%	15%	2%	130
	Some college/Technical school	12%	24%	18%	25%	12%	10%	172
	College graduate	16%	34%	20%	13%	7%	10%	269
	Postgraduate work	17%	27%	14%	17%	10%	15%	301
Income	Less than \$50,000	14%	28%	19%	20%	10%	9%	257
	\$50,000-\$99,999	16%	30%	16%	16%	10%	12%	305
	\$100,000-\$149,999	15%	36%	13%	15%	9%	12%	119
	\$150,000 or more	15%	22%	15%	23%	13%	11%	97
Children in Household	No children in household	14%	28%	17%	19%	10%	11%	676
	Yes, children in household	15%	31%	20%	14%	10%	10%	193
Hartford Resident Status	Full-Time	15%	29%	18%	18%	10%	10%	821
	Part-Time	4%	17%	15%	32%	15%	17%	47
	Do Not Live in Hartford	10%	40%	20%	10%		20%	10
Years in Hartford	10 Years or Fewer	15%	29%	18%	11%	6%	21%	238
	11 - 20 Years	14%	29%	15%	21%	13%	8%	190
	More Than 20 Years	15%	27%	19%	22%	11%	6%	417
Own or Rent Home	Own	14%	29%	18%	19%	10%	10%	766
	Rent	19%	27%	18%	15%	8%	13%	88
	Other	17%	42%	17%	8%	8%	8%	12
Residence Village	Live in Hartford	14%	25%	21%	18%	10%	13%	130
	Live in Quechee	11%	25%	14%	24%	18%	8%	181
	Live in West Hartford	27%	32%	5%	23%	9%	5%	22
	Live in White River Junction	15%	30%	18%	17%	10%	10%	287
	Live in Wilder	16%	30%	21%	17%	6%	10%	234
Workplace in Hartford	Doesn't Work in Hartford	15%	26%	20%	17%	10%	12%	586
	Own a Business	8%	33%	15%	24%	14%	5%	111
	Work in Hartford	19%	34%	14%	16%	6%	11%	140
Workplace Village	Work in Hartford	13%	29%	11%	18%	18%	11%	38
	Work in Quechee	6%	36%	12%	33%	6%	6%	33
	Work in West Hartford		50%		25%	25%		4
	Work in White River Junction	18%	33%	13%	17%	10%	9%	126
	Work in Wilder	11%	36%	18%	20%	5%	9%	44

Q7e - Agree or disagree with statement about the Town of Hartford: Most elected officials care about what people like me think

		Strongly Agree	Agree Somewhat	Neutral	Disagree Somewhat	Strongly Disagree	Don't Know/No Opinion	Number Responding
Hartford Community Members		14%	27%	18%	19%	8%	12%	888
Age	44 or younger	13%	33%	12%	11%	8%	23%	141
	45 to 54	17%	26%	16%	25%	6%	10%	115
	55 to 64	13%	26%	21%	21%	10%	10%	214
	65 to 74	15%	26%	19%	22%	9%	9%	222
	75 and older	15%	30%	20%	16%	5%	13%	136
Gender	Female	16%	30%	17%	17%	6%	14%	444
	Male	11%	26%	20%	22%	10%	11%	396
	Other	17%	17%	17%		17%	33%	6
Education	High school or less	14%	25%	18%	25%	14%	5%	133
	Some college/Technical school	13%	22%	21%	24%	9%	12%	170
	College graduate	16%	33%	17%	16%	6%	12%	269
	Postgraduate work	14%	27%	18%	17%	7%	17%	302
Income	Less than \$50,000	13%	30%	20%	18%	9%	10%	256
	\$50,000-\$99,999	18%	29%	18%	17%	6%	13%	306
	\$100,000-\$149,999	17%	30%	16%	18%	7%	12%	121
	\$150,000 or more	11%	15%	22%	26%	10%	16%	96
Children in Household	No children in household	14%	28%	18%	19%	8%	12%	678
	Yes, children in household	16%	27%	18%	17%	8%	14%	192
Hartford Resident Status	Full-Time	15%	28%	18%	18%	8%	12%	824
	Part-Time	4%	23%	17%	32%	9%	15%	47
	Do Not Live in Hartford	10%	10%	20%	30%		30%	10
Years in Hartford	10 Years or Fewer	14%	31%	16%	11%	5%	23%	238
	11 - 20 Years	12%	28%	20%	20%	11%	9%	194
	More Than 20 Years	15%	24%	20%	24%	9%	8%	415
Own or Rent Home	Own	14%	27%	19%	20%	8%	12%	768
	Rent	17%	33%	15%	13%	8%	15%	88
	Other	8%	38%	23%	15%	8%	8%	13
Residence Village	Live in Hartford	10%	29%	16%	25%	6%	13%	128
	Live in Quechee	10%	24%	18%	24%	12%	12%	182
	Live in West Hartford	18%	36%	14%	14%	9%	9%	22
	Live in White River Junction	17%	29%	16%	18%	8%	11%	292
	Live in Wilder	15%	27%	23%	14%	7%	13%	234
Workplace in Hartford	Doesn't Work in Hartford	14%	27%	20%	18%	8%	14%	585
	Own a Business	10%	26%	18%	28%	9%	8%	110
	Work in Hartford	18%	32%	14%	19%	8%	10%	142
Workplace Village	Work in Hartford	13%	24%	16%	29%	13%	5%	38
	Work in Quechee	6%	38%	16%	19%	9%	13%	32
	Work in West Hartford		50%	25%	25%			4
	Work in White River Junction	21%	25%	13%	25%	8%	7%	127
	Work in Wilder	7%	33%	22%	15%	7%	17%	46

Q7f - Agree or disagree with statement about the Town of Hartford: The Town Government is effective at attracting new businesses

		Strongly Agree	Agree Somewhat	Neutral	Disagree Somewhat	Strongly Disagree	Don't Know/No Opinion	Number Responding
Hartford Community Members		7%	21%	19%	21%	17%	15%	897
Age	44 or younger	11%	24%	16%	19%	13%	16%	141
	45 to 54	10%	20%	23%	15%	17%	15%	115
	55 to 64	6%	22%	18%	24%	17%	13%	214
	65 to 74	5%	17%	21%	24%	19%	14%	227
	75 and older	9%	23%	16%	15%	16%	22%	139
Gender	Female	8%	25%	18%	17%	12%	19%	448
	Male	6%	16%	20%	25%	22%	11%	401
	Other	17%	17%	33%			33%	6
Education	High school or less	7%	18%	19%	22%	28%	6%	134
	Some college/Technical school	9%	17%	23%	23%	17%	12%	176
	College graduate	6%	24%	18%	22%	16%	14%	270
	Postgraduate work	7%	21%	18%	19%	13%	23%	302
Income	Less than \$50,000	9%	21%	21%	20%	15%	15%	261
	\$50,000-\$99,999	7%	22%	20%	19%	17%	15%	308
	\$100,000-\$149,999	8%	24%	18%	20%	15%	15%	122
	\$150,000 or more	6%	15%	9%	33%	21%	15%	97
Children in Household	No children in household	6%	22%	19%	22%	17%	16%	683
	Yes, children in household	12%	18%	21%	19%	16%	14%	195
Hartford Resident Status	Full-Time	7%	21%	19%	20%	17%	15%	831
	Part-Time		13%	19%	42%	8%	19%	48
	Do Not Live in Hartford	10%	20%		20%	30%	20%	10
Years in Hartford	10 Years or Fewer	8%	21%	17%	19%	11%	24%	242
	11 - 20 Years	5%	19%	21%	24%	13%	18%	191
	More Than 20 Years	7%	22%	20%	21%	21%	9%	422
Own or Rent Home	Own	7%	21%	19%	22%	17%	15%	777
	Rent	10%	18%	20%	19%	16%	17%	89
	Other	8%	17%	33%	8%	8%	25%	12
Residence Village	Live in Hartford	4%	18%	21%	24%	21%	12%	131
	Live in Quechee	3%	18%	18%	26%	21%	14%	184
	Live in West Hartford	4%	4%	13%	22%	26%	30%	23
	Live in White River Junction	9%	21%	19%	19%	16%	15%	293
	Live in Wilder	10%	26%	20%	17%	11%	17%	234
Workplace in Hartford	Doesn't Work in Hartford	8%	20%	20%	20%	15%	17%	591
	Own a Business	3%	20%	18%	26%	27%	6%	113
	Work in Hartford	8%	22%	16%	23%	16%	15%	142
Workplace Village	Work in Hartford	5%	15%	15%	15%	33%	15%	39
	Work in Quechee		12%	15%	30%	30%	12%	33
	Work in West Hartford	25%	25%		25%	25%		4
	Work in White River Junction	9%	20%	16%	23%	20%	11%	128
	Work in Wilder	2%	36%	20%	20%	11%	11%	45

Q7g - Agree or disagree with statement about the Town of Hartford: The Town Government is effective at attracting new families

		Strongly Agree	Agree Somewhat	Neutral	Disagree Somewhat	Strongly Disagree	Don't Know/No Opinion	Number Responding
Hartford Community Members		6%	18%	23%	22%	14%	18%	898
Age	44 or younger	10%	25%	20%	18%	14%	13%	141
	45 to 54	3%	16%	30%	17%	17%	17%	115
	55 to 64	5%	16%	23%	28%	15%	13%	215
	65 to 74	4%	16%	23%	25%	13%	19%	225
	75 and older	7%	21%	17%	14%	12%	28%	141
Gender	Female	6%	21%	21%	18%	12%	21%	447
	Male	5%	15%	24%	25%	16%	15%	402
	Other	33%			17%		50%	6
Education	High school or less	7%	19%	24%	25%	17%	7%	134
	Some college/Technical school	7%	14%	26%	24%	13%	16%	176
	College graduate	6%	19%	24%	20%	13%	19%	270
	Postgraduate work	4%	19%	20%	20%	14%	23%	302
Income	Less than \$50,000	8%	20%	24%	18%	10%	20%	260
	\$50,000-\$99,999	5%	19%	23%	23%	12%	18%	309
	\$100,000-\$149,999	8%	20%	23%	20%	15%	14%	123
	\$150,000 or more	2%	14%	19%	25%	27%	13%	97
Children in Household	No children in household	5%	18%	24%	21%	13%	19%	685
	Yes, children in household	8%	19%	19%	22%	17%	15%	194
Hartford Resident Status	Full-Time	6%	19%	23%	21%	14%	17%	832
	Part-Time		6%	13%	38%	17%	27%	48
	Do Not Live in Hartford	10%	10%	10%	20%	10%	40%	10
Years in Hartford	10 Years or Fewer	6%	19%	21%	19%	13%	22%	241
	11 - 20 Years	3%	18%	24%	20%	17%	19%	194
	More Than 20 Years	6%	18%	24%	25%	13%	14%	421
Own or Rent Home	Own	5%	18%	23%	23%	14%	18%	776
	Rent	10%	19%	25%	18%	13%	15%	89
	Other	8%	15%	23%	15%	23%	15%	13
Residence Village	Live in Hartford	3%	21%	19%	19%	21%	17%	131
	Live in Quechee	3%	12%	19%	26%	21%	18%	185
	Live in West Hartford	4%	9%	26%	35%	4%	22%	23
	Live in White River Junction	7%	17%	24%	23%	12%	17%	294
	Live in Wilder	7%	24%	24%	17%	9%	19%	234
Workplace in Hartford	Doesn't Work in Hartford	6%	19%	24%	19%	13%	20%	592
	Own a Business	3%	13%	25%	30%	20%	10%	112
	Work in Hartford	6%	19%	18%	27%	13%	17%	142
Workplace Village	Work in Hartford	8%	18%	8%	21%	21%	26%	39
	Work in Quechee		9%	18%	33%	24%	15%	33
	Work in West Hartford	25%	25%		25%		25%	4
	Work in White River Junction	6%	15%	21%	29%	17%	12%	127
	Work in Wilder	2%	24%	30%	22%	11%	11%	46

Q8a - How often do you do each of the following? Vote in Hartford town elections

		Always	Frequently	Sometimes	Rarely	Never	Don't Know	Number Responding
Hartford Community Members		61%	18%	8%	4%	9%	1%	904
Age	44 or younger	35%	26%	13%	7%	17%	3%	141
	45 to 54	59%	24%	9%	6%	2%		116
	55 to 64	68%	17%	8%	1%	5%	0%	219
	65 to 74	66%	16%	7%	3%	9%		228
	75 and older	65%	12%	7%	5%	11%	1%	144
Gender	Female	59%	20%	9%	5%	7%	1%	458
	Male	62%	16%	8%	3%	10%	1%	402
	Other	60%	20%			20%		5
Education	High school or less	65%	20%	7%	2%	5%	1%	134
	Some college/Technical school	63%	17%	9%	3%	7%	1%	178
	College graduate	59%	20%	9%	4%	8%	0%	270
	Postgraduate work	59%	17%	7%	5%	11%	1%	309
Income	Less than \$50,000	60%	19%	9%	5%	7%	0%	261
	\$50,000-\$99,999	61%	19%	9%	4%	5%	1%	314
	\$100,000-\$149,999	67%	14%	7%	2%	9%	1%	125
	\$150,000 or more	44%	21%	6%	6%	21%	2%	97
Children in Household	No children in household	62%	17%	8%	3%	9%	1%	693
	Yes, children in household	55%	23%	8%	6%	7%	2%	195
Hartford Resident Status	Full-Time	64%	19%	8%	3%	5%	1%	844
	Part-Time	2%	2%	13%	13%	67%	2%	45
	Do Not Live in Hartford	10%	10%			80%		10
Years in Hartford	10 Years or Fewer	48%	22%	9%	7%	13%	1%	241
	11 - 20 Years	60%	15%	12%	4%	9%	1%	189
	More Than 20 Years	69%	18%	6%	2%	4%	0%	435
Own or Rent Home	Own	63%	19%	7%	4%	6%	1%	782
	Rent	48%	13%	13%	7%	18%	1%	92
	Other	46%	8%	38%		8%		13
Residence Village	Live in Hartford	63%	18%	7%	5%	7%		134
	Live in Quechee	54%	14%	9%	4%	18%	2%	185
	Live in West Hartford	58%	29%	8%	4%			24
	Live in White River Junction	64%	18%	8%	4%	6%	1%	296
	Live in Wilder	62%	22%	8%	3%	4%		236
Workplace in Hartford	Doesn't Work in Hartford	58%	18%	9%	5%	10%	1%	595
	Own a Business	67%	18%	4%	4%	7%		113
	Work in Hartford	65%	19%	8%	1%	6%	2%	145
Workplace Village	Work in Hartford	64%	18%		5%	13%		39
	Work in Quechee	65%	12%	12%	6%	6%		34
	Work in West Hartford	50%	25%	25%				4
	Work in White River Junction	65%	18%	8%	1%	6%	2%	130
	Work in Wilder	72%	20%	4%		4%		46

Q8b - How often do you do each of the following? Attend Town Meeting events (Info Night, Budget & Candidates Night, Community Day)

		Always	Frequently	Sometimes	Rarely	Never	Don't Know	Number Responding
Hartford Community Members		6%	11%	26%	27%	30%	1%	896
Age	44 or younger	2%	5%	19%	27%	45%	1%	141
	45 to 54	7%	12%	29%	24%	27%	1%	115
	55 to 64	5%	13%	30%	27%	24%	0%	219
	65 to 74	7%	12%	30%	28%	23%		228
	75 and older	6%	9%	21%	26%	37%	1%	140
Gender	Female	5%	12%	23%	28%	33%	1%	452
	Male	6%	9%	31%	25%	28%	1%	401
	Other			40%	20%	40%		5
Education	High school or less	2%	11%	22%	30%	34%	2%	131
	Some college/Technical school	6%	6%	29%	26%	34%		178
	College graduate	7%	12%	25%	28%	28%		268
	Postgraduate work	6%	13%	27%	24%	28%	1%	308
Income	Less than \$50,000	7%	9%	22%	28%	34%	1%	258
	\$50,000-\$99,999	4%	10%	28%	31%	27%	1%	308
	\$100,000-\$149,999	10%	15%	29%	22%	24%		125
	\$150,000 or more	5%	11%	28%	19%	36%	1%	98
Children in Household	No children in household	5%	11%	25%	26%	31%	1%	687
	Yes, children in household	6%	10%	29%	27%	27%		194
Hartford Resident Status	Full-Time	6%	11%	27%	27%	29%	1%	833
	Part-Time	2%	2%	10%	27%	58%		48
	Do Not Live in Hartford		10%	20%	30%	40%		10
Years in Hartford	10 Years or Fewer	3%	8%	24%	20%	43%	2%	240
	11 - 20 Years	6%	10%	24%	33%	27%		192
	More Than 20 Years	7%	13%	28%	28%	23%	0%	426
Own or Rent Home	Own	5%	11%	28%	27%	28%	1%	774
	Rent	5%	8%	17%	22%	47%	1%	92
	Other	8%		8%	31%	54%		13
Residence Village	Live in Hartford	9%	12%	24%	26%	29%		130
	Live in Quechee	4%	9%	27%	27%	33%	1%	184
	Live in West Hartford	4%	17%	25%	33%	21%		24
	Live in White River Junction	7%	11%	25%	25%	30%	1%	297
	Live in Wilder	3%	11%	27%	29%	30%	0%	233
Workplace in Hartford	Doesn't Work in Hartford	5%	9%	23%	29%	34%	1%	594
	Own a Business	11%	21%	33%	16%	19%		111
	Work in Hartford	4%	11%	37%	23%	25%		145
Workplace Village	Work in Hartford	11%	11%	37%	26%	16%		38
	Work in Quechee	3%	12%	50%	18%	18%		34
	Work in West Hartford	25%		50%	25%			4
	Work in White River Junction	9%	16%	29%	21%	25%		129
	Work in Wilder	2%	17%	33%	20%	28%		46

Q8c - How often do you do each of the following? Serve on Town Boards or Committees

		Always	Frequently	Sometimes	Rarely	Never	Don't Know	Number Responding
Hartford Community Members		4%	2%	7%	9%	76%	1%	868
Age	44 or younger	2%	1%	2%	9%	84%	1%	135
	45 to 54	5%	3%	8%	11%	70%	2%	113
	55 to 64	5%	1%	9%	12%	73%		218
	65 to 74	6%	1%	9%	9%	75%	1%	216
	75 and older	4%	4%	4%	4%	82%	2%	134
Gender	Female	4%	2%	6%	9%	79%	1%	442
	Male	5%	2%	8%	10%	73%	2%	386
	Other			40%		60%		5
Education	High school or less	1%		4%	8%	85%	2%	128
	Some college/Technical school	3%	1%	5%	9%	82%	1%	171
	College graduate	5%	3%	6%	12%	73%	0%	265
	Postgraduate work	6%	3%	11%	8%	71%	1%	295
Income	Less than \$50,000	4%	2%	5%	10%	78%	1%	249
	\$50,000-\$99,999	4%	2%	8%	10%	75%	1%	301
	\$100,000-\$149,999	7%	2%	11%	11%	70%		122
	\$150,000 or more	6%	2%	3%	9%	77%	2%	94
Children in Household	No children in household	4%	2%	7%	8%	77%	2%	666
	Yes, children in household	5%	1%	7%	13%	73%		187
Hartford Resident Status	Full-Time	5%	2%	8%	10%	75%	1%	809
	Part-Time		2%		4%	93%		45
	Do Not Live in Hartford				22%	78%		9
Years in Hartford	10 Years or Fewer	5%	0%	5%	7%	81%	2%	233
	11 - 20 Years	4%	2%	9%	8%	76%	1%	187
	More Than 20 Years	4%	3%	8%	12%	72%	1%	413
Own or Rent Home	Own	4%	2%	8%	9%	75%	1%	752
	Rent	3%	3%	2%	12%	78%	1%	88
	Other	8%				92%		13
Residence Village	Live in Hartford	5%	2%	7%	13%	72%		130
	Live in Quechee	6%	2%	7%	9%	75%	1%	178
	Live in West Hartford	5%		18%	9%	64%	5%	21
	Live in White River Junction	4%	3%	6%	7%	77%	2%	288
	Live in Wilder	2%	1%	7%	9%	80%	0%	226
Workplace in Hartford	Doesn't Work in Hartford	3%	2%	6%	7%	79%	2%	570
	Own a Business	9%	4%	11%	15%	61%		110
	Work in Hartford	5%	1%	10%	13%	70%	1%	141
Workplace Village	Work in Hartford		3%	8%	26%	63%		38
	Work in Quechee	6%		18%	21%	56%		34
	Work in West Hartford	25%				75%		4
	Work in White River Junction	10%	3%	9%	9%	70%		126
	Work in Wilder	4%		11%	11%	73%		45

Q8d - How often do you do each of the following? Attend Hartford Board or Committee Meetings (Selectboard, Planning, Zoning, etc.)

		At Least Once a Week	A Few Times a Month	Once Every 2-3 Months	1-2 Times a Year	Never	Don't Know	Number Responding
Hartford Community Members		1%	3%	8%	28%	59%	1%	884
Age	44 or younger		4%	4%	21%	70%	1%	139
	45 to 54	3%	2%	8%	27%	59%	2%	112
	55 to 64	1%	1%	11%	35%	50%	2%	214
	65 to 74	1%	4%	6%	34%	55%		224
	75 and older	1%	2%	6%	20%	70%	1%	140
Gender	Female	1%	3%	6%	25%	65%	1%	443
	Male	1%	2%	9%	32%	53%	1%	397
	Other			20%	20%	60%		5
Education	High school or less		1%	4%	25%	67%	4%	129
	Some college/Technical school	1%		8%	25%	66%	1%	176
	College graduate	2%	4%	7%	34%	52%	1%	264
	Postgraduate work	1%	4%	10%	28%	57%	1%	302
Income	Less than \$50,000	1%	3%	5%	26%	64%	1%	255
	\$50,000-\$99,999	1%	3%	6%	29%	59%	2%	301
	\$100,000-\$149,999	2%	2%	11%	40%	44%	1%	123
	\$150,000 or more		4%	7%	26%	62%	1%	97
Children in Household	No children in household	1%	3%	7%	29%	59%	1%	676
	Yes, children in household	2%	2%	9%	27%	59%	1%	191
Hartford Resident Status	Full-Time	1%	3%	8%	28%	58%	1%	822
	Part-Time			2%	31%	67%		48
	Do Not Live in Hartford				30%	70%		10
Years in Hartford	10 Years or Fewer	1%	2%	9%	20%	67%	1%	239
	11 - 20 Years	1%	4%	6%	28%	60%	1%	189
	More Than 20 Years	1%	3%	8%	34%	53%	2%	417
Own or Rent Home	Own	1%	3%	8%	30%	57%	1%	765
	Rent	2%	4%	7%	19%	67%	1%	90
	Other			8%	17%	75%		12
Residence Village	Live in Hartford	2%	3%	6%	32%	56%		131
	Live in Quechee		3%	14%	28%	54%	1%	185
	Live in West Hartford			4%	50%	46%		24
	Live in White River Junction	2%	3%	6%	26%	60%	3%	285
	Live in Wilder		2%	5%	27%	65%	1%	231
Workplace in Hartford	Doesn't Work in Hartford	1%	3%	5%	25%	64%	1%	584
	Own a Business	3%	5%	14%	40%	36%	2%	110
	Work in Hartford	1%	1%	10%	32%	55%		141
Workplace Village	Work in Hartford	3%		8%	46%	41%	3%	36
	Work in Quechee		9%	21%	35%	35%		34
	Work in West Hartford				25%	75%		4
	Work in White River Junction	2%	3%	12%	32%	50%	1%	126
	Work in Wilder	2%	2%	7%	33%	57%		46

Q8e - How often do you do each of the following? Watch Town Meeting on Community Access (CATV)

		At Least Once a Week	A Few Times a Month	Once Every 2-3 Months	1-2 Times a Year	Never	Don't Know	Number Responding
Hartford Community Members		2%	8%	14%	16%	59%	1%	885
Age	44 or younger		5%	9%	19%	66%	1%	139
	45 to 54	2%	7%	16%	21%	53%	1%	112
	55 to 64	4%	12%	18%	14%	52%	1%	215
	65 to 74	1%	7%	13%	16%	61%	2%	224
	75 and older	1%	7%	13%	13%	65%	1%	141
Gender	Female	2%	7%	14%	18%	58%	1%	450
	Male	2%	8%	14%	14%	61%	2%	392
	Other					100%		5
Education	High school or less	1%	11%	22%	17%	46%	3%	130
	Some college/Technical school	2%	10%	14%	16%	58%	1%	175
	College graduate	1%	6%	15%	20%	57%	0%	267
	Postgraduate work	2%	6%	10%	13%	67%	1%	302
Income	Less than \$50,000	3%	8%	14%	15%	59%	1%	258
	\$50,000-\$99,999	1%	9%	14%	17%	58%	2%	304
	\$100,000-\$149,999	1%	10%	16%	17%	55%	1%	122
	\$150,000 or more	1%	4%	9%	22%	63%	1%	95
Children in Household	No children in household	2%	7%	14%	15%	60%	1%	679
	Yes, children in household	2%	9%	13%	20%	55%		191
Hartford Resident Status	Full-Time	2%	8%	15%	17%	57%	1%	825
	Part-Time			4%	6%	89%		47
	Do Not Live in Hartford			10%	20%	60%	10%	9
Years in Hartford	10 Years or Fewer	2%	6%	7%	19%	65%	1%	235
	11 - 20 Years		7%	16%	13%	64%		191
	More Than 20 Years	3%	8%	17%	17%	54%	1%	422
Own or Rent Home	Own	1%	8%	14%	17%	59%	1%	764
	Rent	4%	11%	12%	13%	60%		92
	Other			15%	15%	69%		13
Residence Village	Live in Hartford	2%	11%	13%	12%	62%		131
	Live in Quechee	1%	7%	16%	11%	63%	2%	179
	Live in West Hartford		4%	13%	17%	65%		23
	Live in White River Junction	3%	9%	13%	17%	56%	1%	292
	Live in Wilder	1%	6%	14%	21%	58%	0%	233
Workplace in Hartford	Doesn't Work in Hartford	2%	6%	12%	18%	61%	2%	583
	Own a Business	4%	11%	15%	15%	54%	1%	110
	Work in Hartford	1%	12%	14%	12%	61%		143
Workplace Village	Work in Hartford	11%	11%	11%	13%	53%	3%	37
	Work in Quechee		6%	18%	18%	58%		33
	Work in West Hartford		25%	25%	25%	25%		4
	Work in White River Junction	2%	15%	12%	13%	58%		129
	Work in Wilder		4%	20%	4%	71%		45

Q8f - How often do you do each of the following? Visit the Town of Hartford website

		At Least Once a Week	A Few Times a Month	Once Every 2-3 Months	1-2 Times a Year	Never	Don't Know	Number Responding
Hartford Community Members		3%	15%	33%	21%	26%	1%	889
Age	44 or younger	6%	25%	35%	22%	12%		142
	45 to 54	4%	22%	45%	21%	8%	1%	113
	55 to 64	5%	18%	33%	23%	20%	1%	214
	65 to 74	2%	11%	38%	22%	25%	1%	227
	75 and older		4%	14%	18%	62%	3%	137
Gender	Female	4%	15%	33%	23%	23%	1%	450
	Male	3%	16%	33%	20%	28%	1%	395
	Other		20%	60%	20%			5
Education	High school or less	1%	10%	18%	24%	45%	2%	132
	Some college/Technical school	2%	13%	31%	21%	31%	2%	171
	College graduate	3%	20%	37%	21%	19%		270
	Postgraduate work	4%	15%	39%	21%	20%	1%	304
Income	Less than \$50,000	3%	12%	25%	22%	36%	2%	255
	\$50,000-\$99,999	3%	16%	33%	23%	25%	1%	308
	\$100,000-\$149,999	4%	18%	40%	23%	13%	2%	121
	\$150,000 or more	4%	19%	43%	17%	16%		98
Children in Household	No children in household	3%	14%	32%	22%	28%	1%	680
	Yes, children in household	5%	23%	36%	21%	15%	1%	193
Hartford Resident Status	Full-Time	3%	16%	33%	21%	25%	1%	828
	Part-Time		6%	45%	19%	30%		47
	Do Not Live in Hartford		20%	10%	30%	40%		10
Years in Hartford	10 Years or Fewer	4%	20%	40%	21%	15%	1%	238
	11 - 20 Years	3%	15%	34%	23%	25%	1%	190
	More Than 20 Years	3%	13%	31%	21%	30%	1%	423
Own or Rent Home	Own	3%	15%	34%	21%	25%	1%	767
	Rent	3%	22%	32%	17%	26%		92
	Other	8%		8%	38%	46%		13
Residence Village	Live in Hartford	3%	16%	36%	21%	23%	1%	131
	Live in Quechee	3%	16%	36%	20%	23%	2%	181
	Live in West Hartford	4%	25%	25%	17%	25%	4%	23
	Live in White River Junction	6%	12%	38%	18%	26%	1%	293
	Live in Wilder	1%	16%	27%	27%	28%	1%	233
Workplace in Hartford	Doesn't Work in Hartford	3%	11%	36%	20%	28%	2%	583
	Own a Business	6%	19%	27%	27%	19%	1%	112
	Work in Hartford	2%	31%	28%	23%	17%		144
Workplace Village	Work in Hartford	5%	15%	21%	21%	36%	3%	38
	Work in Quechee	9%	29%	21%	26%	15%		34
	Work in West Hartford		50%	50%				4
	Work in White River Junction	4%	26%	26%	26%	18%		129
	Work in Wilder		20%	37%	28%	15%		46

Q9 - How would you rate the Town of Hartford website?

		Excellent	Good	Fair	Poor	Don't Know	Number Responding
Hartford Community Members		4%	39%	24%	3%	30%	892
Age	44 or younger	6%	45%	36%	3%	11%	138
	45 to 54	4%	54%	28%	2%	11%	116
	55 to 64	3%	40%	27%	4%	26%	219
	65 to 74	5%	39%	24%	1%	31%	227
	75 and older	1%	15%	7%	3%	74%	136
Gender	Female	5%	41%	23%	3%	28%	447
	Male	2%	36%	26%	3%	33%	401
	Other	25%	50%	25%			4
Education	High school or less	2%	23%	23%	2%	52%	133
	Some college/Technical school	2%	36%	22%	3%	37%	177
	College graduate	4%	44%	25%	3%	23%	268
	Postgraduate work	5%	42%	27%	3%	24%	302
Income	Less than \$50,000	3%	30%	24%	2%	42%	252
	\$50,000-\$99,999	5%	38%	23%	3%	31%	310
	\$100,000-\$149,999	4%	44%	28%	4%	19%	124
	\$150,000 or more	3%	47%	31%	3%	15%	97
Children in Household	No children in household	4%	35%	24%	3%	34%	681
	Yes, children in household	3%	51%	26%	3%	16%	195
Hartford Resident Status	Full-Time	4%	39%	24%	3%	30%	832
	Part-Time	2%	35%	30%		33%	46
	Do Not Live in Hartford		50%	10%		40%	10
Years in Hartford	10 Years or Fewer	7%	48%	28%	1%	17%	239
	11 - 20 Years	3%	39%	26%	6%	26%	190
	More Than 20 Years	3%	34%	24%	3%	37%	423
Own or Rent Home	Own	3%	38%	24%	3%	31%	772
	Rent	7%	40%	31%	1%	21%	90
	Other		31%	15%		54%	13
Residence Village	Live in Hartford	3%	35%	33%	4%	26%	132
	Live in Quechee	6%	41%	24%	2%	27%	184
	Live in West Hartford	4%	29%	25%	8%	33%	24
	Live in White River Junction	3%	41%	23%	2%	31%	293
	Live in Wilder	3%	37%	22%	4%	34%	231
Workplace in Hartford	Doesn't Work in Hartford	4%	37%	22%	3%	34%	588
	Own a Business	2%	38%	29%	6%	25%	111
	Work in Hartford	5%	46%	32%		17%	145
Workplace Village	Work in Hartford	3%	26%	31%	3%	38%	39
	Work in Quechee	3%	45%	30%		21%	33
	Work in West Hartford		25%	50%	25%		4
	Work in White River Junction	4%	47%	29%	2%	18%	129
	Work in Wilder	2%	41%	33%	4%	20%	46

Q10 - Which is the best way for the Town of Hartford to better inform you about what it is doing?

		Direct Mailing	CATV	Town Website	Emails/Listservs	Social Media	Newspaper Ads
Hartford Community Members		37%	5%	24%	35%	13%	17%
Age	44 or younger	32%	4%	29%	43%	28%	8%
	45 to 54	27%	3%	26%	57%	15%	12%
	55 to 64	38%	7%	28%	36%	13%	15%
	65 to 74	39%	7%	27%	33%	8%	18%
	75 and older	44%	4%	8%	15%	5%	32%
Gender	Female	40%	6%	22%	38%	14%	17%
	Male	35%	5%	25%	32%	11%	18%
	Other	50%		33%	33%	17%	
Education	High school or less	48%	7%	21%	14%	12%	26%
	Some college/Technical school	42%	8%	18%	25%	16%	17%
	College graduate	39%	4%	25%	39%	16%	19%
	Postgraduate work	29%	4%	27%	47%	8%	11%
Income	Less than \$50,000	48%	8%	14%	26%	10%	23%
	\$50,000-\$99,999	35%	5%	25%	34%	14%	17%
	\$100,000-\$149,999	30%	2%	23%	46%	18%	15%
	\$150,000 or more	22%	3%	34%	55%	12%	6%
Children in Household	No children in household	39%	6%	23%	32%	9%	17%
	Yes, children in household	32%	6%	27%	46%	24%	16%
Hartford Resident Status	Full-Time	39%	6%	24%	35%	13%	17%
	Part-Time	24%		26%	40%	6%	16%
	Do Not Live in Hartford	18%	9%	45%	27%	9%	9%
Years in Hartford	10 Years or Fewer	35%	3%	27%	47%	17%	9%
	11 - 20 Years	32%	6%	20%	40%	13%	14%
	More Than 20 Years	40%	7%	25%	28%	11%	22%
Own or Rent Home	Own	38%	5%	24%	35%	12%	18%
	Rent	39%	12%	19%	35%	17%	16%
	Other	38%		15%	23%	31%	15%
Residence Village	Live in Hartford	39%	5%	22%	32%	9%	19%
	Live in Quechee	30%	4%	27%	40%	10%	16%
	Live in West Hartford	38%		38%	38%	4%	21%
	Live in White River Junction	44%	6%	22%	31%	17%	15%
	Live in Wilder	34%	6%	24%	38%	12%	19%
Workplace in Hartford	Doesn't Work in Hartford	39%	5%	24%	33%	11%	17%
	Own a Business	28%	6%	30%	40%	12%	14%
	Work in Hartford	35%	5%	24%	43%	23%	16%
Workplace Village	Work in Hartford	44%	10%	31%	21%	10%	15%
	Work in Quechee	32%		24%	50%	21%	6%
	Work in West Hartford			25%	25%		75%
	Work in White River Junction	34%	5%	24%	45%	18%	18%
	Work in Wilder	23%	4%	28%	43%	21%	11%

Q10 - Which is the best way for the Town of Hartford to better inform you about what it is doing?

		Radio Ads	TV Ads	Other	None	Number Responding
Hartford Community Members		3%	2%	2%	4%	931
Age	44 or younger	9%	2%	4%		138
	45 to 54	3%	4%	4%	1%	116
	55 to 64	1%	0%	0%	2%	219
	65 to 74	3%	1%	1%	3%	227
	75 and older	2%	4%	4%	8%	136
Gender	Female	3%	2%	2%	4%	447
	Male	3%	2%	3%	2%	401
	Other			17%		4
Education	High school or less	3%	3%		3%	133
	Some college/Technical school	6%	3%	2%	3%	177
	College graduate	2%	2%	3%	3%	268
	Postgraduate work	3%	0%	3%	3%	302
Income	Less than \$50,000	5%	3%	3%	4%	252
	\$50,000-\$99,999	3%	2%	2%	3%	310
	\$100,000-\$149,999	3%	1%	4%	2%	124
	\$150,000 or more			2%		97
Children in Household	No children in household	2%	2%	2%	3%	681
	Yes, children in household	6%	2%	4%	1%	195
Hartford Resident Status	Full-Time	3%	2%	2%	3%	832
	Part-Time		2%	4%	2%	46
	Do Not Live in Hartford	9%			9%	10
Years in Hartford	10 Years or Fewer	4%	2%	4%	2%	239
	11 - 20 Years	2%	1%	3%	4%	190
	More Than 20 Years	3%	2%	2%	3%	423
Own or Rent Home	Own	2%	2%	2%	3%	772
	Rent	11%	4%	4%	2%	90
	Other	15%	8%		8%	13
Residence Village	Live in Hartford	4%	2%	3%	4%	132
	Live in Quechee	1%		1%	4%	184
	Live in West Hartford			4%		24
	Live in White River Junction	5%	3%	4%	3%	293
	Live in Wilder	3%	2%	2%	2%	231
Workplace in Hartford	Doesn't Work in Hartford	4%	2%	2%	3%	588
	Own a Business	3%		5%	2%	111
	Work in Hartford	3%	3%	1%	1%	145
Workplace Village	Work in Hartford			3%	3%	39
	Work in Quechee	3%		3%		33
	Work in West Hartford					4
	Work in White River Junction	5%	3%	3%	3%	129
	Work in Wilder			4%		46

Appendix B

Q3COM: Additional Comments in Town Initiatives Section

- "One of us commutes everyday on a bike from WJR to Norwich for work. Strongly in favor of bike lanes. There are some dangerous spots on 5 between WRJ & Norwich.
- (Pointing to "Increase parking in WRJ downtown") Have investors develop contribute
- 1. Sidewalks for Bugbee St. from Route 5 to Christian St. 2. Reduce speed limit for Bugbee St. Route 5 to Christian St. from 45MPH to 30 MPH
- a.) only where sidewalks really needed
- All of these projects are investments in the town. I would have no problem with a 10% increase in taxes for well managed projects that make the town a better place to live and raise kids
- B: For what use?
- Bike lane only if their use would be enforced, also would like bikes to pay a yearly "use" fee to help offset costs of bike lanes.
- Bike lanes could be added slowly over time when streets need to be repaved/widened anyway
- Bike lanes- try fundraising or make bikers pay a registration fee to help maintain such lanes, not everyone bikes!
- Bike path is not used by older bikers now. Young adults and children are basic users
- Bike travel on entire length of Quechee - West Hartford Rd. should (needs) to be prohibited. Incredibly dangerous - many (most) sections of the road have no shoulder plus traveling the 7 curves at the West Hartford end completely obscure vision of those bikes - car drivers cannot anticipate them.
- Bikers should pay a small fee to register their bikes
- Bikes ride in the road now in Wilder despite a \$1 million plus bike path. – The path is used by walkers- more sidewalks would be better.
- Bikes should register them for on road use and use those dollars for bike paths or bikes stay off road
- Bikes should have it be registered for a fee except children for bike lanes, same as cars must be registered. Shared bike walking lanes would be great. Let nonprofits build the trails as in other towns.
- Comment on increased parking in WRJ downtown- parking meters, sidewalk could be fixed both painted curbs. Hot top. In fact you could let those welfare folks do the work and town employee could supervise.
- Create a walking lane on Willard road- it is dangerous
- Do we need more trails are the existing trails over used or too crowded or does Tad just want another feather in his cap?
- Downtown businesses should pay for increased parking. Put funds toward walking + biking rather than more driving.
- Downtown WRJ parking - the downtown is rejuvenating! The Theatre has a great program etc. but you'll need more parking spots - "Public transit" is a wonderful thing but only part of the answer.
- Especially Main St in Quechee. It is dangerous. Area between Quechee Library & Simon Pearce is a concern
- Expanding public transportation would be a plus

- Finish the Quechee bridge pocket park project!!!
- Fix and maintain what we have. A, D, & E are not priority items at this time
- Focus should be on maintaining what we have, not creating new infrastructure until the tax base can support it.
- Great idea to promote walking and biking. But look at roads and topography. Hard to convert roads built for cars to roads built for bikes and shoes.
- I am in favor of all 5 of these projects if the budget allows.
- I don't know what some of these projects mean/entail. What is Wright's Reservoir & what does "restoring" it mean?
- I favor increasing the amount of sidewalks but there are other projects with a higher priority like capital improvements/repairs not being done as they should be. Fairview Terrace (Gate Street) Hill Road and Retaining Walls to start with
- I would like to see dog poop boxes around town, particularly on the bike path
- I would stress upkeep of eroding roads, sidewalks, parks
- Increase public growing food programs and spaces
- Increased light in downtown WRJ would solve parking issues.
- Meters
- More parking would bring in more business and generate taxes for town
- Need more specific information of where the projects are planned and estimated cost
- None of the above stuff is needed and is a waste of time and money!
- Not to raise taxes means careful planning and relocation of capital budget.
- Only if they obey traffic laws and register bikes.
- Or charge for parking to pay for it (#c)
- Parking will become an issue but it should wait until the town is seeing increased revenue from the businesses
- Please, sidewalks on route 5 in the Dothan Brook School area to the Norwich border!
- Police, fire, roads, water all need to be maintained at the highest level. However, the town needs to be smart and cautious as the taxpayers can only handle so much
- Q4- How can I answer this unless I know how much more it will cost?? I favor it if it's low or no cost but not if it's going to cost me more than going to the dump myself.
- Quechee (downtown) needs sidewalks
- Sidewalk needed MTN Ave area!
- Sidewalk on Bugbee and Christian street is needed
- Sidewalks are badly needed in many areas, especially in village of Quechee where there are no sidewalks. Very dangerous!
- Sidewalks are needed to feed Advanced Transit corridors
- Sidewalks- walking lanes vs. raised sidewalks-- costs less. I still do not understand why a very active street like Christian Street does not have space to walk- it's a danger
- So excited
- Strongly support creating a town trail network
- Sykes Road needs sidewalks, many walk on it and its very dangerous
- Take care of existing sidewalks. Current bike path > Dothan Brook School not used enough, why build more?
- Taxes are already ridiculously high
- Taxes are already unsustainable!!!

- Teach bikers that they are not vehicles and do not have the right to interfere with autos
- The destruction of Wright's Reservoir was criminal. It was an unnecessary mess made to a beautiful site.
- The Diner is all run down and should be removed and you should make that property for children to make things to improve the looks of WRJ Downtown.
- The tax rate in Hartford is unsustainable!! Services vs what I pay is not aligned
- The town needs to live within a budget. Raising taxes cannot be the answer.
- Town historic preservations and site projection debt desperately needed. Key major historic building and historic sites of all ages (10,000 bc-1950) being destroyed.
- Town historic preservation and site protection Department desperately needed. Historic and old building are being destroyed everywhere.
- We already have the "million dollar mile"
- We do without a lot of things in our household. I feel the town can do without some things
- We had plenty of parking until developers started using parking in the town lots! Poor planning!
- Wonderful 20+ years I live at hemlock ridge & (illegible) area
- Wright's Reservoir means so much too many in this community. My entire family has been affected by its current state.
- You must draw the line somewhere, even if painful
- You need to tighten the belt and push back on unions outsource more and run like a business
- You raised taxes to do a Town Hall, a good move but we are tapped out. No major increases

Q5: Please indicate if there are any additional projects you would like to see the Town of Hartford invest in:

- "Green" storm water treatment. Increase green/natural/wooded repairing zones besides rivers
- 1. Come up with a solution for Fairview Terrace wall 2. Fix Wright's Reservoir 3. Clean up Hartford Diner 4. Take care of our Cemeteries.
- A central expanded library
- A dog park would be nice.
- A fishing/boat access below wilder dam WRJ area
- A public boat launch below the Wilder dam on the Connecticut river
- A walking lane should be made on Willard Road. It is very dangerous with so many cars using this road.
- Addiction treatment services
- Advertise and promote tech industries as Lebanon, NH does.
- Affordable housing
- Arboretum/community center (is field on Sykes Avenue)
- As elected officials it is your responsibility to unify the different villages that make up Hartford and leave all personal agendas aside. Children's rec programs. Pocket park needs to be improved
- Attentive pedestrian pathways to connect other upper valley communities not curbside sidewalks
- Avoid suicide prevention barriers at Gorge

- Be more aware of climate change. The town of Hartford has a brand new sports complex and still track and field is ignored
- Beautification
- Better libraries!
- Better playgrounds. More community action
- Better timing of stop lights
- Better website and collaborate with other nonprofits - more data/visualizations
- Bicycle and Pedestrian facilities
- Bike lanes as listed above
- Bike/sidewalk on Christian St. to connect to bike path.
- Bike/walk/run trail- extend rail trail from Lebanon
- Bridge connecting Latham works to main street for walking or underpass/tunnel
- Bringing more businesses into the area. Take some tax stress off the Hartford voters
- Build more affordable housing units for families think 3br apts. No one is building any. They are badly needed.
- Build pocket park at Quechee covered bridge
- Build the "pocket parks" @ Quechee at the covered bridge, this area is such a tourist draw, it should look good!
- Building stronger partnership with School District. Increase quality housing options for "work force"
- Bus services to go further than Hartford Library and VA Hospital. I sometimes work by Quechee Dunkin's + it would be nice to take a bus.
- Buy/tear down old Hartford diner
- Cameras at the food warehouse down the hill past frost park- They have a lot of theft happen there!!
- Cemetery care
- Central library system
- Christian street sidewalk, Plow Christian street
- Clean up abandoned properties and increase zoning/ enforcement along the town streets-- the place looks like a dump!
- Clean up of Hartford Diner property/intersection is dangerous
- Close W. Hartford Library- Put the money into the other libraries
- Combine library with Lebanon. Regional composting including good scraps. Permanent HHW facility
- Community farm
- Complete pocket parks as planned in Quechee
- Complete the "pocket park" in Quechee
- Complete the pocket parks!! 5 Years plus - terrible
- Complete the Quechee Pocket Parks
- Completely projects already approved, i.e. Quechee pocket parks
- Consolidate libraries
- Continue to support the revitalization of our main street (WRJ) community.
- Coordinate beautification projects e.g. plants, flowers etc. with various communities.
- Curbside leaves pickup in fall, eliminate cost (sticker fee) of use of Hartford Waste Facility

- Cut school and property taxes for the senior residents. We have NO children attending schools
- Depends on cost factor to resident/taxpayer. Fee based? Additional equipment needed? Additional personnel? Need to be as conservative on budgets/increased spending without compromising services & programs. There is ALWAYS ways to cut back or eliminate what no longer makes fiscal sense
- Depends on tax increase? Vague information, no if tax increase. Not until the budget is straightened out and we're looking at little to no increase in percentage for a few years.
- Development of public recreation areas along river(s). Many cities have gorgeous "riverwalks" along rivers that are nowhere near as beautiful as our CT and White.
- Do NOT pay for Quechee Pocket Garden
- Do the Pocket Parks in Quechee.. PLEASE!
- Don't need garbage all over the street
- Economic development. Taxes are high due to lack of commercial development. Town does not encourage.
- Energy opportunities that increase local jobs
- Essential services prioritized. Waste eliminated
- Evening and weekend bus service
- Extend sidewalk in Route 5 South to UVAC. Lots of people walk this section and it's dangerous.
- Fairview Terrace Walls, Downtown WRJ storm drainage
- Find alternatives to material to pave roads. Use more chip seal
- Finish Pocket Park @Quechee Bridge
- Finish the pocket park project at the Quechee covered bridge!!! NOW!!!
- Finish the Route 5 bike path, working with Norwich to 10A. Determine better uses for our vastly under used waterfront areas, such as Killowatt North and South
- Fix east end of Jericho street
- Fix Fairview Terrace
- Fix pot holes property (no dips, bumps) flat.
- Fix the street parking and that junction on the diver in Hartford. Accidents waiting to happen.
- Fix water lines in Wilder, 7 leaks in 2 years is a bit much. Fix school parking lots
- Fixed parking area where the high school is and also middle school!!! Because it needs it badly and everybody benefits from it!!! Very bad shape!!!
- Fixing high school parking lot. The school is used for other things such as elections.
- Fixing that wall that poised to collapse on the Terrace
- Fluoride in our water. Doctors are all in favor for children. also, please add/influence USPS to do mail delivery in Wilder
- For education: make sure there are administration classes. a business class -
- Fully fund West Hartford library for staffing, book purchase and programs!!
- Fully funds and completes Quechee Pocket Parks.
- Gates Road repair- why pave old Quechee Main St (not needed) and not repair Gates?
- Get rid of old building in Hartford village at end of bridge. It is an eye sore and danger for divers off bridge. It has been at least 20 yrs. it has been that way.
- Get Sykes Avenue roundabout done!
- Getting more industry in town I.E. Good jobs. No more hotels.

- Good quality (real evergreens) downtown winter holiday decorations. Town-wide train horn free zone
- Growing more berries and fruit trees to feed those in need
- Hartford H.S. track
- Help David Briggs to continue the Gates-Briggs block. That building has such a huge presence in town, and so it cannot go into disrepair.
- High school parking lot repaved
- How much would this cost
- I do not favor additional unionized staff with gold standard benefits. Leave it private.
- I don't know if this is a town issue but the Hartford Post office is a mess with not enough parking and too much traffic!
- I have always been in disbelief that town of Hartford's size has such a fragmented library system. How about a central vital Library?
- I personally know people who live in Hartford and don't work full hours, so not to lose tax (property) subsidy. I pay taxes in full twice a year and on those weeks, my family has to go without basic staples like milk. I'd like the town to invest more on people like me, who pay taxes in full.
- I would encourage an overview committee on all new business startups to have a plan in place for the recycling of product waste within the companies before there able to go forward with business plans.
- I'd love to see recycling be mandatory for all residents. It would be nice for a detailed brochure to be sent out about what and how to recycle, and the benefits for people that may be uninformed.
- If my taxes go up I strongly oppose
- If this sources raises taxes I say NO!
- If you have any pull get AT to run later in the day. People that work 9-5 jobs are not the ones that need to take the bus
- Improve Fairview Terrace. Improve residential rentals
- Improve Sherman Manning pool
- Improve visibility at intersections - specifically the bridge at the end of VA cutoff Road and Route 14
- Improved access for residents to the Aqua Club. Limited access is disappointing
- Improvements to education and social services will make Hartford an attractive place to live again and raise property values. More families with children need to move here to reduce the tax burden.
- Incentives for more economical development/to attract new or expanding business ultimately increasing tax base and creating jobs
- Increase public and school food growing programs and spaces.
- Increase school budget and attract high quality high school teachers
- Increase support of Hartford Historical Society
- Infrastructure projects should be a high priority
- Infrastructure- particularly Hillcrest Terrace- must be a priority
- Joint effort with ECFiber to bring free Wifi to village cuters- easily done for 10k or less
- Just make costs reasonable, not overly ridiculous- Have teachers pay more of their own health insurance

- Large item pickup twice a year paid for of our existing taxes. (Furniture, water heaters, refrigerators, freezers, air conditioners, stove, dishwashers etc.)
- Let's just deal with what is at hand now. Maintain what we have before taking on any new projects
- Long-term development planning-with smart and creative team involved
- Lower taxes! Consolidate libraries into one. All town officers should live in Hartford! Town manager, Parks and Rec director, Chief of police, etc!
- mail service in Quechee
- Maintain what we already have. Pave the high school road and lot. It's embarrassing.
- Money saving projects that lower tax rates!
- More affordable housing for families. There are not enough 3 bedroom apartments for low income families.
- More affordable housing. Shelters for homeless
- More conservation of land and water, increase training for police, more community events, free childcare better education standards
- More homes hooked up to town water
- More housing for the homeless
- More landscaping and less concrete.
- More landscaping of public areas
- More low income housing!!
- More police to reduce speeding and red light running in White river junction
- More progress on the master plan for kilowatts. More public transportation- our further Quechee area
- More services for poor and aged. (seniors)
- More support for Hartford seniors to use Aquatic center
- More walkable downtown! Responding to climate change and being energy independent with solar and other renewable.
- More youth activities
- Mt View homes development has been around since 1990 and it doesn't have adequate street lights and sidewalks. In addition, the snowplow only does part of the development then comes back later for the rest.
- Much more support for libraries to include community. Center areas (separate from the quiet areas) in them. Much more support for historic preservation/design standards in historic areas
- Need- maintain and help Dewey's pond, invasive species issue. It is an eye sore and a community issue. Need- lighting in downtown Quechee on main street and sidewalks
- Net zero energy planning. Resilience & sustainability in all our critical services: food, water, roads, emergency services
- New pavement on white river bridge
- On RT from Sykes towards VA remove yield sign as you are entering the I915. Brighter street light on Rt. 5 turning into Manning Drive from South
- Ours is included in our rent
- Park at Quechee, long overdue
- Parking garage for downtown
- Parking in WRJ

- Parks & Rec, Community Center
- Pave dirt roads, Street signs
- Pave the route 5 bridge! Remediate the odor at the wastewater plant with plants or bacteria or enzyme
- Permanent concrete skateboard/rollerblade park?
- Please fix/rebuild Fairview Terrace! It's dangerous and an eyesore!
- Please, please, please consider working on Fairview Terrace. I know the Selectboard is aware, but I believe they should take action soon (whatever action they deem appropriate). Close the hill! :)
- Please do the Sykes Mountain Ave sidewalk! Anything to make the town safer for biking and walking
- Pocket park in Quechee is a Must!
- Pocket parks in Quechee
- Police training
- Prevent gentrification of downtown WRJ, if possible. Don't make it too easy for developers to capitalize on increased demand.
- Programs for high school and below children and keep them busy during the summer breaks
- Project that will bring in taxes. Aqua center no more tax exempt army, navy, pd, advance transit bus
- Promoting public/volunteer participation in nice to have projects
- Protection for the elderly when collecting mail at (my) mailbox on road. Catalogs are so heavy to recycle...
- Purchase open space!
- Put a left turn advance green light coming out of the High School at the top of the Hill.
- Put a left turn signal in at intersection of Route 5 and Route 14 heading north. Also need a left arrow coming out of HH's on Route 5.
- Quechee Park next to the covered bridge
- Quechee Bridge/Pocket Parks
- Quechee Park Restoration by Simon Pearce Dam
- Quechee Pocket Park Project
- Quechee Pocket Parks
- Quechee Pocket Parks
- Quechee Pocket Park, cleaning up Route 4--beautify the road
- Question 4: extending the residential recycling pickup to include garbage and trash.
- Quechee pocket parks completed
- Re-Blacktop the roads around the high school
- Recently my wife and I toured Hartford HS where both our children attended. The parking lot was awful/disgraceful/ it look like "third world". We can't attract families with facilities looking like this.
- Reclaiming Dewey pond
- Redo all of Fairview terrace plus the Deadroad.
- Reduce property tax!
- Reduce senior citizen property tax bills

- Reduce silly and harmful moving of naturally occurring growth in order to create monocultural growths of lawn.
- Repair infrastructure, safety of citizens (emergency SVCs)
- Repairing and repaving Neal Road
- Restore the hurricane animal refuge pond. Clear cutting healthy old trees in that park=ugly unusable refuge.
- Restoring relationship with Quechee lakes so town residents can use Lake Pinneo
- River parks: North of Old fire station, Watson field, Renehans area
- Riverfront
- Roads seem to be paved on a schedule that doesn't match the needs of the particular road...
- See above- Fix Christian St or don't allow people to walk on. Advocate to school for school choice and lower tax
- Senior citizens, nursing home monitoring
- Sheltered bus stops (Plexiglas) near the post office on Sykes Ave across from VA Hospital near the new Dunkin Donuts shop, wilder center, Dothan Brook School Area
- Sidewalks in Quechee along Main Street near ski hill/clubhouse/where a lot of people walk
- Sidewalks on Christian St!
- Sidewalks on rt. 5 south from intersection of McDonald's
- Sidewalks on Sykes Mountain Ave!
- Sidewalks on Bugbee
- Solar
- Solar - can the town offices/buildings become solarized? Invest in hybrid/electric town vehicles.
- Solar energy
- Solar plus wind projects (roof of high school, for example?) community gardens
- Spaces for youth: skate park, more basketball courts/ park resources, etc.
- Speed enforcement on Quechee Main Street!!
- Spruce up and update Wilder School
- SSDI help/advance transit to Quechee
- Stop investing in things not needed. It's all been neglected too long. Learn to budget with what you have.
- Stop light at 91 south exit and Route 5. It is impossible to turn left-even if it only runs during rush hours.
- Street lights in downtown WRJ. There is lots of parking but it is not well lit. It doesn't appeal to evening foot traffic
- Street signs on Hartford Avenue and Maple Street a person visiting doesn't even know what street they're on. Business district sign near town hall doesn't even tell what town our V.A. hospital has no signs at all on the north side of the white river. We used to have village signs at the beginning of each WRJ doesn't have any on N side of white river
- Substance abuse education. Sustainable energy
- Supports for people "falling through the cracks". Not "poor enough" to qualify for assistance but not able to meet financial obligations
- Taking care of the poor

- The Quechee Park rebuild was completely mishandled by town admin. The Selectboard should be embarrassed by their performance. The project should have been completed 3 years ago without wasted funds.
- The Quechee parks-shame on the Selectboard to date
- The roundabout on Sykes Avenue needs to be done!
- The town needs to invest in more reasonably priced senior housing for the aging population unable to stay in their own homes
- There is at least one project that is long overdue and needs to be addressed and repaired. The retaining walls and the part of Gates Street leading up to Fairview Terrace. Projects like this were taken care of when I was growing up. Not neglected like the last Selectboard did.
- Town farm, town orchards, aggressive flood irrigation, downtown development
- Town of Hartford should make an app so that all the events you guys doing can be immediately notified.
- Town should treat public transit (A. transit) like valuable infrastructure-not another non-profit!
- Track
- Tree removal along roadways.
- Unclear what the benefits to the town (outside) vs. convenience for residents. renewable resources +efficiency to ultimately save us \$
- Urban landscaping, street trees, roundabouts
- Volunteer fire department
- We cannot afford new projects!
- We can't afford current projects/services why create more?
- We need 5 town emergency response common need ready to go to help
- Would be in favor only if town transfer station closed on Saturdays
- Would have to do guidelines or it becomes very messy. This town as well as surrounding towns need a serious rehab facility for drug and alcohol people who are addicted who are looking for help there is government money for this and it work in a lot of communities much larger than Hartford.
- Would like the Quechee bridge area completed
- Year-round dog park
- Yes, stop spending so much on sports for schooling and concentrate on the school studies-bring back the business class
- Yes-Get the derelict owner or even the town take down that disgraceful pile of junk that sits next to the VA cutoff bridge on the town side of route 14. It is not only an eyesore but it is also clearly a traffic hazard where a number of accidents has happened because drivers can't see around it! Why is that awful mess still there after years and years?
- You must draw the line somewhere, even if painful

Q7COM: Additional Comments in Town Government Section

- 1. There is a lack of affordable housing for families. 2. Only part time jobs available that pay low wages. 3. Poor school system. Low test scores. 4. Drug problem high crime. Homeless people. No high paying factory work.

- A "town meeting" is needed before voting on budgets, referendums, etc. Current meetings not well publicized
- A. taxes need to decrease B. new town manager is great, old town manager was a drag on Hartford. C. hopefully was not that case with old town manager and his old boys club D. hope so E. They need to remember they work for the citizens- it seems sometimes they forget. F. they should not be afraid to use discretion
- Again the tax rate is too high. Why would someone live in Hartford? Hanover has a better tax rate and better schools!!
- As a resident of Quechee, I do not feel our village receives adequate "bang for the buck" we contribute a disproportionate amount of tax revenue, and our village should receive the appropriate level of funding for post Irene restorative efforts such as pocket park beautification, etc. There is too much emphasis to White River Junction, at the expense to our village in Quechee!!
- B&D: not much for senior citizens G: rent and taxes keep them away
- b. Reflects my view up to July '16. Things seem to be getting better, but there is a long, hard road ahead. f. Same g. The Planning & Zoning regulations are far too complex, convoluted and subjective, leaving PC & ZBA and Town Staff too much latitude and sway with project development.
- Compare our school facilities and curriculum to Hanover, Lebanon, Woodstock. Our taxes are high and we don't have nice walking areas like other towns. We should have restaurants/chains up by Aquatic Center. People who stay at hotels up there go to West Lebanon for dinner, shopping, encourage business, health and education!!
- d. Quechee still regarded as a "cash cow". Only village without sidewalks and poor appreciation from residents in other villages for its contributions. a. School cost too high. g. School needs to be improved to attract young families.
- During times for plowing the trucks are plowing when there is not enough to plow, also they plow sidewalks before truck come to plow. Sidewalks get covered again
- Ever since we moved to this area, we are trying to relocate. We pay way too much in property taxes and do not see the return in schools quality, there is no garbage pickup, and I see almost half the kids in my kid's school are taking advantage of a system that is broken.
- Explore new materials and tech to lower the cost of \$150k per mile road paving cost, or try to last longer
- Fairly new to the area
- Find lower cost alternatives than \$150,000 mile
- Get out of the business of giving out handouts local and national
- Government keeps expanding, doing less work but costing more. Prices keep going up but wages and pensions don't
- Hartford is not attracting tuition students to the high school. Even former Hartford alums whose children have a school choice are going elsewhere.
- Hartford needs to attract technical industries to support our tax structure. The reliance on property taxes is not working to support all the "wants" of the town government.
- Have been involved in some town votes but they seemed close minded and pre-determined on outcome.
- High hopes for new town manager and realigned select board. I've heard nothing but good things about Mr. Pullar and Chief Kasten.
- Hopefully the new people in the last couple of years will make a large difference in the way I view this town's government. There may still be a few sour apples in the basket!

- I am a new resident. However, I am concerned that I am paying taxes for roads & cannot get ours fixed because it is an association. This doesn't make sense.
- I am hopeful that the new Town Manager and Select Board will keep our town going in a positive direction. Thinking of ways to revitalize downtown and town in general.
- I am in Quechee. I pay a lot. I am disgusted with the bickering about pocket parks.
- I am outraged that we are wasting so much money on insurance and healthcare. We are enabling a greedy, overpriced, scamming monopoly when we should be refusing to do so and taking some risk to change this obscene paradigm. Thank you for listening!
- I believe the police (perceived or not) abuse cases of a few years ago tainted the reputation of the town, making it easy for families to look elsewhere in the Upper Valley. We are still paying the price for those incidents, in my opinion, with a lag effect. Thankfully the new chief seems good and the police are not in the news for the wrong reasons. but it's difficult to erase the old perception, and hopefully the trend away from Hartford & schools will reverse
- I do not currently attend town hall meeting but look forward to getting involved in the future. We are currently renting but will most likely buy a home in the area.
- I feel a family today cannot afford the property taxes and the elderly with fixed incomes are having to sell their homes because of this.
- I have felt for the taxes that we pay that some services and physical upkeep give the appearance of neglect. It is great to see the entrance to Hartford from West Lebanon get a Facelift with the bridge, Listen , the building on the other side , a light, new redone town building. However, condition of roads, sidewalks, buildings that should be torn down appears derelict.
- I have only lived in Hartford a few months, so there is still a lot I don't know.
- I strongly feel that the town must make it easier for other businesses to come to this area. People need to come and stay WRJ has come a long way these past few years. So enjoyable to walk around and dine and shop. Thank you
- I think the town does a very good job. Services I have used have all been very good. My opinion, given the rate of state income tax, real estate taxes are too high. I believe this contributes to not being able to attract new families and businesses. Thanks for sending this survey!
- I think the town government has the best interest of the people in mind and I think they do their best making important decisions affecting today and the future
- I think we are attracting wrong type of people. Not good citizens. We have high case of druggies + pedophiles.
- I would like to see Fairview Terrace repaired for the residents there. Sport center max field sporting can stop with more and more income to add sporting EVENTS. Not on sports but on residents lives!!
- I would like to see the town and school district do more to promote the wonderful opportunities for students and families in an effort to attract new residents
- I'm really happy to see the new businesses and restaurants in WRJ, especially because they're family run, not chains. I also love the Dothan Brook School but am scared to send my kid to the middle and high school. I think it's a great town with some big challenges and I commend and thank the people who are working hard to make it better
- In the past some decisions seem to be made by some "black box" effect at town hall without understanding where the decision was made, or by who, or whom. In this manner. Town government felt disconnected from the citizen & citizen involvement. To attract families, need affordable housing.

- In the past there has been a closed mindedness in the town government with a lot of secrecy. I'd like to see more openness with the new administration.
- It is interesting to note that many people coming or visiting area are totally confused about the set-up Hartford with 5 villages. Need to make clearer on website and materials promoting the area. For example: when using online searches for real estate, Quechee does not come up with listings. People don't know that they need to search "Hartford". This is problematic in attracting people to area.
- It's simply not sustainable when taxes (plus hidden fees of water and sewer) keep outpacing our income.
- I've emailed select board members and got no reply. New families can't afford to buy in Hartford!
- Just because you live in Quechee doesn't mean you're rich. Stop using Quechee taxes to support all of Hartford. Wasting time on renaming Columbus Day- REALLY?! Lower water rates- charge for wells! Lower senior real est. taxes. Give seniors more tax exemptions or lower water rates. You waste too much of lister's time- have appealed by taxes time and time and nothing changed
- Many families rent - do not own, thus do not pay taxes; yet have full access to all town and school services
- More effort is needed (programs and facilities) to attract business (especially in WRJ) and families
- More families leads to higher taxers not less taxes
- Not increasing property & water/sewer should be the goal of each budget preparation & stressed to all Department heads. Cost of living is always increasing so when town & school board can operate most efficiently without needing more taxpayer it helps the entire community & attracts new business & residents.
- Not pleased with school sports fields- too expensive
- Not well informed + the meetings are too long + uninteresting; poor use of my time
- Overall very pleased with the town, schools, programs, infrastructure. Do feel taxes are at where if they go up they will become prohibitive between the school taxes and town taxes.
- Past history, F&G has not been very effective. Town planning and zoning need to be overturned
- Please make improvements/ spend money on the necessities, not the "I wants" or "it would be nice if." We can all dream, but we cannot always afford our dreams
- Property tax is too high, business property tax is counter to business!
- Quechee tends to be ignored in town government and there is too adversarial a relationship.
- Residents of Quechee pay a disproportionate share of RE taxes, and get very little in return, except disdain from town leaders and many other residents.
- Residents that live on Fairview Terrace and Maplewood Terrace should not have to live with the options I have heard the Selectboard discussing as follows: a one-lane road or a closed road.
- School costs/taxes are ridiculous for the declining enrollment we have. Limit all for education (without it we end up with trump) as to why is my water/sewer bill so high? Administrative costs are higher than my usage!
- School taxes are not included here. I think of "taxes" as a package. I do not receive value for the school taxes I pay.
- Seems like we only attract homeless families

- Sidewalk system is weak, taxes are high. Why is Hartford Village dilapidated diner still an eyesore? Dangerous intersection and depressing property that could provide a nice sitting area overlooking the river.
- Swapping of scale from disagree - agree from page one is confusing. It is only a fraction of what people are looking for in a move. The area, the schools, the atmosphere, the neighborhoods, and lastly government
- Tax assessments are high here for what we get. compared to neighboring, more desirable towns, we don't have the same caliber schools, libraries, etc. it is tough to attract business plus others with the high taxes compared to NH
- Tax burden in VT too high. Why not just work/live over the river in NH
- Taxes are too high for attracting new families.
- Taxes in Vermont (state and local) are simply too high.
- Taxes too high new families cannot afford to live here.
- Taxes will drive away low income families and most business. Give a (illegible) tax incentive to attract new businesses and industry (manufacturers) no taxes first 3 years then gradual increase next 10 years. Pay for training for new employees for new business not to exceed 90 days and minimum of 30 at minimum wage or wage agreement with new business.
- The absence of school choice in this town is a major disadvantage!
- The Advance Transit bus was a big consideration for me deciding to buy in Wilder. I don't know if the town supports that at all but I am thankful it runs so often and reliably!
- The impact fee system used by the town is a) unreasonable b) not clear as to what impact some items have relative to additional tax revenue the town would receive in taxes
- The negative quality of my responses to Q7 is strongly influenced by my one interaction with the selectman over property taxes. A long story that I won't go into, except to say, that high handed, blatantly unjust, and for me, surprisingly dismissive way in which I was treated, has left a deep mark on my sense of town government. After that incident, I frankly did not want any interaction at all with those running my town. The incident had been that hurtful, that infuriating, and that disempowering. (It angered me once again even writing this much about it.)
- The only area where town government is effective in attracting new business is WRJ.
- The only families who move here is to get better welfare money. We have 5 able body men in this park (Olcott falls, wilder) who could work their wives/girlfriends get pregnant and welfare pays their way. Two families bought fairly new vehicles this year. Vermont has better welfare benefits than N.H. and 5 families have children 1 year and under.
- The price to live in Hartford is more than most families can afford. The price is too high for the people who struggle to make ends meet.
- The school rankings are poor in high school. The middle school has a poor reputation. Families are not moving to the town because of the school district.
- The town does not pay enough attention to Quechee residents. I feel as though we are an after-thought. We are an important tax base for the town but the senior town officials have been hostile to our village/QLAA
- The town is doing ok at attracting business (could always be better), but it must push aggressively to add to/refresh the housing stock. More/better housing=more revenue, more families, more "buzz" low or no interest to improve, make it easier to add new housing.
- The town of Hartford has NOT been effective at attracting ANY businesses that will significantly help lower our taxes, create employment opportunities, provide foods for

residents and tourists, or entertainment without leaving our town. We desperately need the following businesses back in the town of Hartford: Restaurants: More family style restaurants like Crossroads, including 'hi-end' chain and family type. Examples- Outback steak house, Cracker Barrel. Grocery Stores: Chain types that are affordable. Examples- Shaw's, Hannaford's, Price Chopper Department/Hardware Stores: Larger chain type that sells clothes, hardware, and building Entertainment: My opinion is we need to bring back a bowling alley/game room like we several years ago, and a cinema. Hartford has less of the services I mention above now than we did now 50 years ago. Our future depends on both future residents as well as tourists being attracted to our town. We have one of the best school systems and Parks/Recreation departments in the state of Vermont, and our infrastructure has improved dramatically in recent years. It is time now to bring in the businesses I have described above to provide our residents with the ability to make their purchases in their own town.

- The town of Hartford should invest in its biggest asset- Quechee!!
- The town rec department is fantastic, they are the people who tend to be the faces of town events-community day, fourth of July, etc. they are a relatively small staffed dept. what others could be trimmed? Benefits for most people living in the town have increased in cost and decreased in value. The people working for the town should expect nothing different and I'm sure the budget could be decreased there.
- There is an obvious partisan (anti-Quechee) town gov't. The Quechee funds park rebuild debacle shows town has little insight into attracting tourist, new business or families. The Selectboard effort to limit Quechee resident involvement in government is well known.
- There are too many homeless people without jobs and income. They do not make the town of Hartford look good at all. Some of the buildings look good but a lot are run down and do not look good for the town itself.
- Too much attention to Quechee citizens should pay for their own trash pickup (residential)
- Too expensive for new /young families to live in VT
- Too many red tape regulations plus stalls you scare businesses away
- Too much money allotted/spent: pocket park (Quechee),organized sports, Maxfield fields, football, W. Hartford Library
- Town government has been fairly responsive to my needs, but mostly lip service, problem is public apathy. Few of my neighbors even vote, let alone involve themselves in civic activities. Why?
- Town manager Leo Pullar is doing an amazing job!
- Town manager very responsive to questions and concerns
- Vermont and Hartford is too expensive to live and in a couple of years when my wife retires we will probably move to a place where it is cheaper to live comfortably.
- Very pleased with the Selectboard and town manager effectiveness and care
- We are in transition. I believe that in one to two more years we will have much better marks on all of these.
- We have had the pleasure of meeting the new town manager. Hartford made a good choice in this selection. We are positively looking forward to his contribution. thank you
- We live in QLLA full time. Many residents here are part time, I think if a representative would schedule a meeting here at the club, when more taxpayers are here to show a presence and that people know you are aware of what we give back, volunteering, monies, etc.
- We need lower taxes on properties.

- We need new businesses to help out town
- We need non-tax revenue sources and a focus on attracting the kinds of business and families that build a vibrant community demand the state
- We need to do a better job to market our town for the full scope-- great for young professional, families and Hartford being a good place to grow old
- We seem to attract new business and then lose them. We don't keep these businesses unless they are non-profits.
- Where would one find this information?
- Why is attracting new families a goal?? Only adds to demand on school district. School district is 70-75% of total property tax obligation. This survey only addresses 30% of property tax burden
- With a new town manager, I am withholding judgement. Some promises that were made before the change have not been honored.
- WRJ is coming along slowly. Hopefully small businesses will begin to thrive. With Wilder, WRJ and Hartford being closer to Hanover/Norwich/Lebanon than Quechee. it can/should attract businesses and merit beautification
- WRJ, is growing nicely, new Restaurants, theatre-terrific. Quechee, needs the same opportunity. Sidewalks need to be completed on Route 4 to gorge. Pedestrians still walk on Route 4. Sidewalks need to be plowed for businesses to survive. More directional. Signs to businesses needed.
- You can't attract families when taxes are high and there is barely anything to do with your family. If you budgeted your homes the way you run this town and its' budget you would have to be foreclosed on.
- You guys don't know anything
- Zoning increases building costs and discourages low cost housing

ADDCOM: Please Provide Any Additional Information You Would Like the Town to Consider Below

- \$ for schools is 1# priority
- ...just a 'thanks'- an appreciation, really- for the care+ professionalism I see a lot of Hartford's personnel. You folks doing your jobs definitely seem like you care, plus my interactions with folks running Hartford has always been such that it's easy. To notice respect is a two-way street again, thanks.
- 1) Close W. Hartford library- use does not justify the cost to staff and maintain 2) Sell at least one recreation field as the multi-million dollar completion Route 5 has reduced activity at Hartford and W. Hartford parks 3) Require Hartford diner demolition
- 1. You guys need to do something about the lack of high paying jobs. Part-time retail and restaurant work won't pay high rents in area. 2. Poor school system. Low test scores. Drugs in schools. 3. Rents so high we may have to move out of state.
- A plus on selection of new manager, A plus on selection of police chief, A plus on selection of fire chief, A plus on selection of new assistant fire chief, A plus on selection of new highway foreman
- A safe and secure place for seniors to walk in town
- A) the annual town report needs to outline and describe the challenges the town faces B) The town report needs to break at the annual capital budget and the unfunded capital projects
- Admin is top heavy. Department heads are not as qualified as should be in many areas

- Affordable housing. attract new business, creating more jobs
- Again at least 5 probably up to 10 emergency neighborhood committees are needed for quick disaster response. Also vital sites of all ages and even bridge and sites being destroyed
- Again, 1) fluoride in the water, PLEASE 2) find a way to get the USPS to do mail delivery in Wilder. it's ridiculous that such a populated area doesn't get mail delivered 3) garbage pickup would be great
- Any increases in town budget should mirror the COLA determined by Federal government, poor social security etc. (CPI?). Households have to flex their own budgets accordingly, why shouldn't town/government? Concentrate on school spending and make tough decisions regarding school programs that are mandated vs. wanted ex: ice hockey (arena), football, other sports, benefitting few and unlikely after graduation. Special Ed is probably 25-30% of school budget
- As a seasonal resident, feel disenfranchised the 5 mos. I spend in Quechee
- As a single retired person on a fixed income, increase in taxes/costs stretch me and affects what I can afford. Okay now but fear if can afford to pay living costs in 10 years
- As someone looking towards retirement, I am concerned about being able to live in Hartford due to the property taxes. School budget needs to decrease.
- Assess Quechee properties at a reduced rate. Sales have been slow and prices decreasing during this last recession and the town's assessments have not decreased accordingly. If you want more sales (and more taxes for the town) lower the assessments and finish the pocket parks. And the water rates and sewer rates are rising and most Quechee residents are part time and don't use much water. Either use our meters that were required to be installed for the usage rate, or lower the rates for Quechee.
- At Pinecrest motel and dales homes we need advance transit twice a day thanks
- Because there are only two houses on our street, the town will not pave our road or plow it. We pay taxes just like everyone else so this does not seem fair (our road is not long or particularly steep- Greenbriar Dr. in Quechee)
- Before we can talk about service levels- question: are all vacant town positions filled? I have a feeling they are not- so I will refrain from commentary
- Better relationship between school and town. Tell all why Hunter left so quickly, treat town workers better, place for homeless to sleep/eat
- Better snow plowing by widening the roads of snow. My street is used for buses to the HACTC. Roads are not plowed wide enough for buses to go up and down safely. Also buses tend to go too fast on my street. not safe for students on foot or younger children making their way to school
- Better snowplowing on side roads, especially near HACTC (leading up to).
- Better training for police. Don't jump the gun on a situation.
- Bugbee senior center is great and deserves increase support as West Hartford population ages
- Can't drive at night, can't attend meetings when at night
- CATV, Emails, Newspaper Ads are also additional ways to notify me. I won't always see something on Hartford's website
- Childcare being affordable is a significant problem for families with children, assistance for help is too limited. more community events like parades, alumni events and "block party" should happen

- Clean up and maintain residential areas as surrounding towns do. Ignoring situation lacks forward perceptions of Hartford.
- Cleaning up known areas that have a higher crime or need for policing to make our towns reputation better. Continue trying to improve the businesses in downtown WRJ and encourage their growth. Stop raising taxes because it is making many families need to move. we cannot "keep up with the Jones"
- Consider a tax rebate or reduction for senior citizens.
- Continue efforts for community building in all 5 villages, between the villages. Our school system is amazing. Continue to support our teachers and programs, also the Tech. Center
- Cost of living is a little crazy. Maybe privatizing some services could help the budget?
- Cut expenses- save tax dollars spend wisely
- Defund the police numerous racial harassment and relationship violence. Logan Scelza sucks/ Build a white river library
- Do not answer this question
- Don't allow more housing in downtown WRJ without addressing parking first. Allowing 36 new units with no parking - old College Cleaners building was a horrible mistake.
- Downtown WRJ has so much potential- walkable, historic buildings, at the cross of 89/91, and train service to NYC. It's a rare combination, we could better use. Revitalizing WRJ may make it great again, plus bring businesses and jobs (and \$\$) to an area that could use it
- Emails/listservs may be best. But a good website also helps. Q11 Fire and Protection: Do we really need all of the equipment we have & need to periodically replace? Q6 Road Paving: Some roads receive re-pavement when they seem able to go another year or two. That said, generally roads are good. Removing paving increases maintenance costs. I.E. make gravel roads
- Enjoyed raising my son here. After college I never thought I would live back in VT. So, glad I came back to the upper valley.
- Equality in benefits for school district and town employees: Health insurance, paid sick leave and retirement.
- Establish "listen to people" events 3-4 times a year where people voice thoughts with no response from town officers - event to foster listening (and gather information to work with)
- Expanding town sewer access. The sewer line ends less than 100 yards from our house. Over the years more houses have been built but the sewer lines haven't been extended to accommodate.
- Find additional non-property tax based funding sources -negotiate more from Montpelier in return for hosting state offices, parolees and social programs -attract tax paying business - improve planning/ zoning and appearance of the town -interest
- Fix and renew hurricane wildlife refuge!
- Fix the high school roads
- Fostering and promoting more events, runs, festivals, shows, races to be held in Hartford attract more restaurants and mom and pop shops- revitalize downtown WRJ and increase meal and room tax have a community plan for heroin addiction not just law enforcement and court
- Give senior citizens/retired residents tax breaks. My wife and I have lived here for 23 years and every year the property taxes and school taxes go up. Never seen them go down
- Good luck. I hope this helps

- Hang on to town vehicles longer, they last longer than they used to if taken care of. Sidewalks don't need to get plowed 10 times. Wait till main roads are clear then plow. Give more thought to time management for employees.
- Hartford/ White River Jct needs to join with other states and give it's seniors of 65+ older breaks on their taxes and no school taxes. At 65 set taxes at a ____ number + not increase them. We need to take much better care of our seniors.
- Have more police in the town and Wilder to stop speeders. Their presence is needed very badly.
- Have not lived in Hartford long enough to answer questions but do not want taxes to increase, they are much too high already
- Have Scott Hausier write a grant/proposal for a Rec Center -> similar to Claremont, NH. Investing in a Rec Center would strengthen the community bring jobs, add space for programs, etc. Even if it raised taxes it would be well worth it. Have Scott run the Department as well, or provide better training for current director.
- Higher standard for police officer hires. Library consolidation was a good idea need to stop light by VA hospital 191 ramp, more info about the benefit of wright's reservoir.
- How about a small store in WRJ (downtown-s. main st.) for bread, milk, paper towels, toilet paper, + pet food. NO BEER OR ALCOHOL. not everyone has a car
- How about paying taxes, water bills etc. FOR FREE online @ the town website!
- How much extra cost is it for picking up trash? Why does the town grate the roads when only a few sections need it? \$150,000 per mile for paving? really-
- How they handle some police officers conduct, no officer should be carrying a loaded fire arm in a dog park and shoot and kill a dog. Children go there! *He was off duty with his dogs. No officers should be justified after they broke into an African-American's condo and arrest him when he is unresponsive (confused) while having a medical emergency. Burrell condo at stony brook in Wilder, VT. They were told by a retired N.Y. P.O. he had medical problems, they told him to "shut up".
- Hartford should put emphasis on becoming a walkable community.
- Have the school board take a similar survey.
- I am a realtor so "independent contractor". I sell homes in Hartford and surrounding towns.
- I am dismayed by the "big box" appearance of White River Jct. downtown lately. WRJ is an historic New England RR town. Why are builders allowed to erect ugly cubes that are completely out of character to this identity? People come for Glory Days of the RR but see mainly "big box store" style buildings. Very sad. What a wasted opportunity
- I am dissatisfied with police dept. Find to be arrogant, bullyish, law breaking- they speed down my road all the time, very disappointing. We need a stop light for people exiting interstate onto route 5 down? Where VA lets off workers!
- I am pleased and comfortable here. I am not in a place where I can remark about the way Township of Hartford taxes and spends funds.
- I am retired and property taxes increase yearly- I qualify for rebate from state by my taxes are still above \$4000. If increases continue I am not sure how I will be able to keep my home.
- I feel my taxes are very high. I have once acre and pay over \$5,000. I cannot support anything that raises property taxes. I do feel that there is quality here- schools, roads, maintenance, etc. would love to have garbage pickup included. Many of my neighbors have significantly larger (?) than I do and only pay a little more in taxes than me. I would like to inquire about this. Thank you.
- I feel too much money is spent on sports (including the need of busing)

- I feel very strongly that the town need to choose one or several official means of communication with ALL residents and then promote these lines of communication. i.e if the town listservs through vibe communications is the main mode of communication, the town should actively solicit participation (sign-ups) at election day. town meeting. etc...
- I have served in village/town governance in another state for over 20 years before moving to vt. -my general observation is that Hartford's governance is dedicated and satisfactory. - however, meeting of the select board are inefficient and ineffective. E.G. After two meetings lasting over three hours on a trivial issues, there was no decision. It should have taken 10 minutes (with proper planning and presentation) to reach a decision. The only potential decisions/resolutions: Yes; No; Defer with Direction. Still, 10 minutes tops. The town manager need to do more work!
- I just would like to say I feel that the town has done well by its citizens. It is a wonderful area to live and raise children. Very convenient, too. I believe there is a great sense of community prevalent here.
- I live in a condo/townhouse and the town does not provide me with the same services as a single family homeowner but yet taxes me for them. How is this fair???
- I serve on the Hartford community coalition and appreciate the support the town has given HCC
- I sincerely hope that the town of Hartford has a climate action plan that influences development decisions. It is essential to prepare our infrastructure (and our community services) for the storms and precipitation that are forecast in the next 10-20 years
- I think more than one way for informing residents, but the same info presented i.e. website, email, direct mail with same updates
- I think the town of Hartford is representing me well. At this point in my life (90+) I am afraid of changes. I did vote, and will leave decisions to you.
- I think the town should focus on doing an excellent job of maintaining existing town facilities (paving, for example) and avoid adding anything more new unless it can be added and maintained with the existing or lower town budget
- I think there are 2 members of planning board that don't live in town that are not fair at all to projects in town and are making it very hard for people to live in this town. They should be talked to or they should leave!
- I think this survey should have gone out to everyone in the town, not just people with a PO Box!
- I thought my financial advisor was a good one but lost about \$40000000 when the stock market went down, boo hoo!
- I travel a lot for my business so I cannot serve in my regular (?). My wife does enough with the town for four people... we love Hartford.
- I used to go to town meeting until the charter went into effect
- I was not born here but I am sick of taxes always going up and needless projects, like a baseball field being put in. Not impressed with the idea of solar panels especially since I can't afford to do any of the repairs needed. Don't care what deals are being fed to the town about it. Town always seems to make decisions not thinking about the people but just the politicians that run the town. If my husband wasn't from here would have moved years ago. even discouraged people I know from moving here
- I was very opposed to the Quechee highland project and am relieved it will not go forward. Invest in current villages! Harford is a great place to live!
- I wish that I were better informed, as I complete this survey.

- I wish the town and school were able to work together better. I think it's improved over the years, but both seem to struggle with communications to residents. Would be nice to have a strong chamber of commerce. Do we even have one? Continue supporting bus service (AT)... it's a huge benefit to citizens.
- I work for the DREAM program. A non-profit mentoring org which pairs college student with youth from low-income housing (Northwoods & Hollow Dr.). Many of the families and youth I work with have limited access to mental health services. Most resources locally (HCRS, Howard, Listen) are reactive resources- NOT PREVENTATIVE! We need more early intervention services. HCRS is swamped. Many of my youth have to go into crisis before receiving services. We need more funding for youth program and family support services (Howard Center in Burlington is a good model). Summer programming NEEDS funding. My families are hungry in the summer. Parks & Rec should run on-site programming in low income housing communities and provide meals through government funding. Create a swim area at Watson Park with a life guard or at Kilowatt. Opiate addiction is in our community and we need resources, programming, mentoring, outdoor access, etc. for our youth-especially during the summer.
- I would like the town to consider doing a survey like this every year.
- I would like them to consider a different school tax rate for retired people. We raised 2 children in Hartford and paid the school tax. I feel that a lower rate for us would help keep the elderly in their homes. However I do feel we should not be exempt from all school taxes.
- I would like to see more business in the town.
- I would like to see a fairer way to support our schools. People who are not home owners but have children in school should have to shoulder some of the cost and people like me who no longer have children in school should have to pay less
- I would like to see more bicycling/walking trails that connect all villages (could be used in the winter for cross country skiing). As a Quechee resident who commutes to work to DHMC I would like the option to use the Advance Transit bus. It would be helpful to the large senior population that lives here also
- I would like to see school taxes (costs) controlled by consolidation of elementary and middle schools
- I'd love more solar! move energy projects
- If the town is not going to encourage economic development it need to pare spending. if the town elects to pursue development spending may be merited, but must generate tax revenue commensurate with spending
- Important to me that town focuses on safety and children's programs
- In business we all know it takes a lot more time, effort, and money to obtain and keep new customers than it does to retain your existing ones. The town would do well to take the same approach and cater to the existing businesses rather than shun them. Also; how about backing off the effort to bring in more nonprofit, non-tax paying entities? Lastly; why are we the entire upper valley's dog park? let the other towns get and maintain their own.
- Information should be pushed to town citizens more, i.e. town voting issues, wright's reservoir, etc.
- Is the Hartford High School parking lot on the paving calendar? It needs work!
- It is very expensive to live here. Property, sales, + income tax are higher than other states plus we have to pay tax if we shop in NH even though there are limited resources in VT I cannot afford to continue to live here. VT also gives away too many freebees- Public Aide, Social Services, etc.

- Keep police paid well/ dept. Staffed critical to protect water supplies for sustainability assure leeb/hanover/norwich contribute fair share emergency low income housing not just WRJ
- Keep pool open till school starts
- Keep up the good work
- Let's be clear, at public information sessions, what capital improvements and maintenance projects are overdue and coming up
- Litter on route 5 on the way to transfer station can be obnoxious. Would like to enforcement of littering laws/make folks enclose their recyclables.
- Live on fix income should cut back on senior taxes on house taxes or property
- Love our bus system!
- Love the new website and Facebook page for town, police, and fire. Like community/business activity. Please keep us sustainable without sprawl. Appreciate this opportunity to input my info
- Lower property & school taxes so young families can make it in this town
- Maintaining our buildings and properties should be more of a priority than it has been in the past. Maintain the same tax rate to make living here more affordable.
- More cooperation between park & rec and school district. Ridiculous that we don't have a turf field or track
- More for retiree, Better walking areas
- More frequent police patrol on our road. Downtown Quechee have better pedestrian access as well as Route 4. Quechee library needs some better lighting, inside. Quechee post office needs better management. Quechee green, excellent, well maintained.
- More plowing during storms.
- More Services for Health & Mental Health Care. Just a thought :)
- More town activities Farmers market Flea market parades-July 4th etc. Craft Fair
- My property tax is almost 3% of props market value. Not sustainable. Cheap housing and expensive taxation only impoverishes a community. Hartford is towns competing for limited funds. we used cooperation, not competition
- Need businesses that pay taxes have too many groups that are tax exempt or free
- Need to bring more jobs and attract new business.
- Need to work on educating staff + students on heroin epidemic- reduce school costs. combine classes via wed lectures.
- NO ADDITIONAL TAX FUNDS SHOULD BE USED ON "SPORTS" FACILITIES UNLESS THEY PAY FOR THEMSELVES.
- No new taxes. Reduce property tax. Think Moratorium.
- Not a VT resident - can't vote
- Our libraries should be combined into one wilder and Hartford and leave Quechee their own. We missed the boat years ago not buying Blodgett on rt. 5 and building a Library for wilder, WRJ and Hartford. It is sad to see how much was spent for replacing West Hartford library.
- Our original mortgage was for \$144,000 with our down payment of \$4,000. Our current property tax burden is almost \$1,000/month. This is in addition to state & federal taxes, and our current health insurance deductible of \$10,000/for 2016/ we continue to erode our life savings at age 79. This is unsustainable for us! Our children and our grandchildren could never afford to live where they grew up. THIS \$ LIABILITY IS UNFAIR TO SENIORS!.
- Our school is what needs funding!

- Overall, we're pleased to live WRJ.
- People who are allowed to serve on any board or committee should have lived in the town of Hartford, paid taxes for over 10 years and have demonstrated experience that can be utilized in the decision making process
- Please add sidewalks to neighborhoods!
- Please consider moving voting out of the school. Maybe there is another space? Break it up into wards? Libraries? This may be a logistical nightmare for which there is no clear solution but thank you for listening.
- Please don't confuse the fact that I have not used the police or fire or ems services as a sign that I believe the budget is good. I would like a reduction in the police budget in particular. I am strongly in favor of infrastructure upgrades and repairs.
- Please improve the schools #1 priority
- Please just once in my lifetime decrease taxes! Trim fat - cut school administrations. Get rid of all unions. Have pay based on merit. Stop funding advance transit. If needed, it will pay for itself with fees.
- Please keep town taxes as they are for a couple of years- give us a rest to recuperate- thx
- Please move your focus to housing availability and affordability. So many would like to be/stay here but can't. Continue to encourage and attract housing dev. and working to help low income folks find a home
- Please pave HHS/Middle school parking lot. What an embarrassment and hazard! talk about a paving project that is behind schedule
- Please pay attention to good infrastructure. Pave the high school parking lot. Revert 30% of roads to hard pack/clay. Make sure handicap citizens have curbcuts and access to public buildings. Keep town attractive and reduce barriers to business such as storage fees or extra regulations that are unnecessary
- Police overtime parking, some are parked all day or most of the day. Town employees should use their work time more efficiently. Like one or two people working the other four people watching! Lots of people see this all the time!
- Property taxes are abusive. We are a family that "makes good money" and invest in our children and pay our bills. When tax bill comes, we get ready for two weeks with "0" in our bank account. Meanwhile, people stop working so they keep receiving subsidy, our children don't qualify for free programs, but we simply can't afford a lot of them. We have been trying to sell our house, but when potential buyers find out about property taxes amount, they never come back. This town doesn't even provide the best schools in the area. I feel like Hartford, VT is taking away from my children's future.
- Property taxes are becoming unaffordable for fixed income families and retirees. In favor of better education for students and less sports, except intramural sports
- Property taxes are driving people, whose substantial taxes the town needs, out of Hartford and VT. You need to find ways to reduce taxes.
- Property taxes are too high
- Publish copy of ballot a day ahead of any election in local paper.
- Put police in WRJ to police overtime parking. Some cars are there all day or most of the day. Town employees should use their time better. I'm around town most days and see too many men standing around while watching 1 or 2 working and 4 or 5 trucks sitting idling
- Q.1- Parks+ Rec spending way too high!- more than road maintenance; more than ems=something out of wack!! Q.2- need 'tough' review of services being provided conclude

"time wasted" by all depts. - are there processes/procedure that could save time. work scheduling (highway) that would be more productive do we really need 2 workers riding pickup to check conditions, why not 1 person. Q.8- CATV not available

- Q2: What explicit services are we talking about? Is there no other areas that could be cut before these services? What priorities are we talking about?
- Q2-was too vague- what departments are under staffed and capital improvements have been neglected. Q4- what would change cost wise? Would curb side trash pickup be the same cost as a dumb ticket is not? Almost threw this in junk mail recycling. More warning it was coming and better representation needed!
- Quechee is very important to the town. Effort should be made to recognize such. Promote at least one Selectboard member from Quechee. Rebuild the Q-park in 2017. Give Quechee owners their fair share of tax revenue. Most have not kids in school and as any offer comments suggest we get little back from town. Increase EMS funds, lower fire funds, and save resident - not house.
- Quechee Main Street speed is set 25 MPH. Cars/trucks constantly go over 40 regardless of the time of day. Needs enforcement.
- RE! D8= gender is not a choice!!!
- Re: paving. I have lived on dirt roads and travel on them. In some situations, they are more economically feasible and actually feel safer to me in winter.
- Recycling and trash pick is very important! Do not Raise Taxes!! Snowplowers need to slow down!!!
- Reduce property taxes for childless residents, especially low-income seniors. Childless people are a tiny minority here, and less of our tax money would hardly make a difference to the town, but it would give us more to live on. With so many kids cutting classes, or being home schooled, it is a waste of my taxes to pay for their education. I need the money I'm pay in taxes more than the schools do. I don't have kids. If taxes continue to rise, nobody will want to move here. More people will move away, leaving fewer Vermonters paying too much.
- Reduce tax burden on business
- Reducing taxes instead of increasing all the time. When we moved to WRJ, property taxes were around \$3,200 and now it is over \$4,300. Our income has been reduced during that time. How can someone retire here or in Vermont when we pay as much property taxes as New Hampshire residents but they don't pay state taxes (which is top ten worse).
- Reevaluate the speed limit on most used roads
- Reform the police department!
- Repair Fairview Terrace-for safety
- Several people walk on Bugbee. It is very dangerous. Can the speed limit be lowered?
- Shut down Fairview Terrace street!!! Where the retaining well is!!! Because it's gonna get very dangerous for people!!! Also very costly for the town of Hartford!!! If they chose to keep that wall (retaining) then the businesses downtown should help pay for it!!! Along with the people on that street!!
- Sidewalk/bike path in V.A cutoff road. Currently very dangerous for pedestrians and cyclists. Even with the police station there many cars exceed 35 mph.
- Since the school system isn't in this survey, I will comment here: it's over-budgeted, overstaffed and underpopulated by students. Needs trimming!!
- Small mailbox stuffed with catalogs: awful!!! Problem bags of catalogs. Kindly find a way to prevent this from happening. Mail, catalogs.- 2 blouses + is very messy mail box. Clothing ordered not placed into one of the 2 larger box- keys available never used. Thanks.

- So tough to balance making this a great and livable town with people's very real stagnating wages and increased costs which makes increased taxes unbearable
- Sometimes I wonder if we have any zoning, inspections (health or safety) at all in Hartford. Individuals + Businesses continue to pile up trash on porches, side yards, etc. with no penalty. Please consider a look at this problem +possible solutions to inspire people to clean up for the good of the community!
- Spend taxpayer money wisely; prioritize! Search for duplicity & wasted spending; eliminate be shrewd negotiators with state/fed & municipality vendors & service contracts.
- Start posting police log again so we know what is going on in the town.
- State and local taxes and fees are getting way too high.
- Stop impact fees
- Stop raising our taxes!
- Stop raising property taxes!
- Stop raising taxes every year! Taxes increase faster than individuals' income. Cut services, balance the budget and live within the town's means- just like citizens have to do.
- Stop sidewalk projects. Throughout the villages. Town center is full. Must build outside in other areas of township. Increase tax base.
- Stop signs in wilder on A and South Need to enforced.
- Taxes too high for this area especially for properties with views. Very subjective system when a property is assessed. It's a way for towns to get more income to pay (illegible)... Trimming staff/administrators is an area that really needs to be looked at. There's always great reluctance of towns to do so.
- Taxes will force my 3rd generation Hartford family out. We spent so much money on "back to school" supplies, what about those that can't afford it? My taxes are almost as much as my mortgage a month!!! Two full-time incomes should not live paycheck to paycheck
- Thank goodness we have a new town manager as the previous one did lots of damage. The town should involve citizens even more, have more citizens committees. Planning department should not have approved the senior living facility so quickly- showed undue influence and unfairness. Why the hurry? It's the last thing WRJ needs. What WRJ needs is more housing for people who work. The people should be engaged more as to the future of their town, need to remember we are in it - like the astroturf idea for the football field- worst idea of all time, we win w/ grass.
- Thank you for involving us in this survey. I feel WRJ is really coming back!
- Thank you for your interest in my opinions!
- Thank you, you do not need to please everyone. Evaluate your progress weigh employees for their contributions. One good leader is sufficient. I'm one who has seen steady rise in tax and in value. let on it and remove dead wood
- Thank you, the town transition has been incredible.
- Thanks for asking. Never got this in the mail (Quechee PO). Would be happy to pay more in taxes for town if the majority felt the same way- they do not- hence some of my answers. Q6 is a great question. Forces you into driver's seat!
- Thanks for doing this survey!
- The biggest problem is the town is taxing the elderly out of the homes they have worked hard to buy and keep

- The community self-reliance plus sustainability initiative is wonderful! Please do again plus also more programs. it would be great to advertise it more, as most people I spoke to were totally unaware
- The CROH organization did a tremendous job with resilience week. Too bad they focus on adaptive and reactive work. It would be better to expand the group's scope to be Proactive when possible (i.e. switch to alternative power, replace administrative and police vehicles with energy efficient and non-polluting vehicles, etc...)
- The Hartford Village economic development is suffering because of the Hartford Diner debacle
- The hiring of chief Kasten is the best move the town has made in 20 years we have lived here.
- The tax burden is already large. We don't have the money to keep paying more. Fiscal restraint is needed.
- The tolls that taxes in the town has on Middle Class and Lower Class folks, when a person has to make the decision to pay taxes or buy the basic necessities, the taxes fall behind. I have fallen into that category through a series of events, and will probably never be able to pay them off
- The town needs to do a better job getting families to live in the town. Improving infrastructure and schools are key.
- The town of Hartford needs to do more to attract young families and should have a pro-growth agenda. The biggest problem facing the town is our rapidly aging population. I would like to see the town improve their relationship with Quechee Lakes (and Quechee Lakes improve their relationship with the town).
- The town of Hartford spends taxpayer dollars on repeated issues until it seemingly gets the results that it wants.
- The town should consider reducing its bond/debt payments. No more bond issues should be brought to the voters until an equal amount has been paid off.
- The town still feels strongly influenced by some cronies. I wasn't a huge fan of hunter- didn't trust him- but he always made himself available. Total lack of trust in the town after the issues/sneakiness with the rowing foundation plans for kilowalt park- which were such in without telling town residents especially in wilder. Ask Tad Nunez.
- The two buildings on the corner on Maple St. with the bridge that are falling apart. Close to the historical bldg. Those should be torn down. Use eminent domain take them down at owner's expense. That would make that turn off of the bridge much safer.
- The veteran's marker at the West Hartford Bridge Route 14 should not have the names of the people responsible for its being. Just what it is for. Not the people names for putting it there.
- There are encampments along the railroad line, unpoliced, where drug vials, syringes and presumably users may be found.
- There is very little enforcement of speeding laws on 5 between loop 3 high school. For those of us who live nearby, it is a constant source of noise and frustration.
- They need to remove snow on weekends on the dead end street of Fairview Terrace. Controlling speeders on side streets. Clearing the fire hydrants on winter and summer. They need to clean out the storm drains. Clearing limbs (tree) from power lines. They need to look at roads that need to be fixed first on Fairview Terrace. Been far too long.
- This questionnaire is FAR too general. Library services, social service, etc. can be very good at one site on energy and not at another. Furthermore, many never reviewed this survey. Its value is very questionable.
- This survey is a fantastic idea. Thanks Hartford!! We <3 Hartford :)

- This was a fairly good survey, but Q1, "Town Services" should have included data on what other VT towns of similar size spend (in %) for each specific service. There should be a "top to bottom" look at current town staffing levels as compared to other Vermont towns of similar size, and adjustments made with this in mind. Are 3 department heads (DPW, P+D, P+R) needed? One "Assistant Town Manager" with input from mid-level staff could likely do the job that the 3 current Dept. heads do, IF the town chose to do fewer thing, but do them well. The office of Planning & Dev., and the Planning Comm./ ZBA process is broken beyond repair. The P+D office has created a process that deters new business and even private citizens from doing anything with their property. Hartford should find a new, much simpler model with one Board and streamlined regulations.
- To be business friendly the town must allow that business to be known where it is located. At the beginning of a road/street should have a sign indicating that this business is located on that road/street. This shows that business that we are pleased it chose our town to do it's business in. Example: A street wilder we don't have even a business park sign. AS on Q5 signs make it easy for businesses to operate visitors don't have to guess where the business is located. All old signs should be removed example: across from Christian street in Hartford village still has a main street sign.
- Too much property taxes go to schools. I see on TV parents saying they want the best for their kids. Citizens should provide basic education and parents should provide the extras. If you can't afford--don't have the kids
- Town is too heavily indebted. School spending too high with shrinking student population. Supt. and Board not willing to acknowledge problem and continues unrealistic goals. Time to look at town and school pension plans. Changes and % of copay on health insurance. Am paying \$7000 taxes on modest home built to accommodate me as invalid. No help from state as my income too high. But that is how I planned my retirement and it is serving me well.
- Town taxes are triple the rate of those in many other states and towns nationwide. It is time we look at building a budget starting at zero instead of increasing/ decreasing by percentage. This would give a fresh view and question each line item instead of just building on old ways of doing things. Our tax rate discourages families and businesses from coming to live here. Old folks must leave to survive.
- Track- this was voted but selectmen used the money for other projects
- Use professional, unbiased, tax appraisers
- Vermont's per capita taxes for its residents is third highest in the U.S. SHAMEFUL!!
- Very excited about our town's leadership team-- Manager, Superintendent, Police & Fire-- I hope they have the resources they need to move Hartford forward!
- Very exciting to see all the new development downtown!
- VT taxes are the highest in the nation for Senior Citizens. This really concerns me! Social security should not be taxed. We need to bring down town/state taxes for seniors in order to encourage older folks (other than those on Medicaid) to live/remain in VT
- Walking deck on conn river by lester center and behind court house white river, lights, concessions (ice cream, popcorn) benches, picnic tables somewhat smaller scale to what is on Hudson river jersey city- we should utilize our river front property
- We don't qualify for any financial aid through rec department but are in need due to lay off. There's opportunity through UVSSF at Whale back but not Quechee, thus Quechee is cost prohibitive. Whaleback lessons conflict with the only other activity my daughter wanted to do -basketball T, Th, Sat. It's a lot to hope for but being mindful of schedules and conflicts would be helpful.

- We have got to get a handle on our taxes even if it means that we have to reduce services. I think the biggest waste of money is the Maxfield property. The Town also needs to work more closely with the School Board, especially with regards to the hockey rink!
- We LOVE Wilder. The library, the parks, the bike path. I also love what's happening in WRJ. Let's lure some rich tourists in with a hip, revitalized downtown WRJ and use that to fund even more projects and to improve the schools. Thanks for all you do. (Also, I wish we could make it safer to bike on Rte. 5 between Wilder and WRJ...)
- We moved to Hartford 13 years ago because of the school system. My taxes have doubled at the quality of education has deteriorated to an embarrassing point. We can no longer sustain our business in Hartford and we can no longer pay our taxes. The Selectboard and the school board need to get over themselves, dismember, and re-group and start making decisions that are sustainable for the town of Hartford. We're moving to NH.
- We need a similar survey for education
- We need more police in the Wilder area. Lots of speeding cars. Especially around Olcott Park-Norwich Avenue; Chestnut Street area.
- We pay a tremendous amount of taxes for little services. I see roads repaved that don't need it, and ride on roads that need repaving.
- We pay high taxes to support the local school system, which has many employees (I substitute in the schools). We are retired and on fixed income and cannot afford high increases in taxes. Also, the Hartford Police Department seems more concerned with speeding than any other law enforcement issue, and it is confrontational. It needs to improve its public relations
- We really go to figure out this roads issue
- We think it is neither efficient nor cost effective to continue funding village libraries. Let's have one exceptional library.
- What difference do age, gender income have? This is profiling, by supposed officials in our own town. bullshit. Find a way to not segregate people in our town. Work together!!!
- Where is the school survey?
- While I am concerned about the increase in rates, I am more concerned about the town of Hartford being a nice place to live and raise a family. maintaining strong schools and improving the community infrastructure will pay dividends concerning future growth
- -Who pays for maintenance of school parking lots- school or town? The lot between HMMS and HHS is abysmal. For all the concern about attracting people with new facilities we shouldn't have a lot that looks like a war zone. -I don't understand the rationale
- Why is there nothing on this survey about education?
- Why isn't this done by the colleges in Vermont? Are they too much big shot and can't take the time?
- With all the monies available, use it for renovations instead of "Pocket Parks" in Quechee. There is enough parks in town. We do not need to cater to the Quechee people. I don't think I need to support what I will not use. I'm sure you can find better user for that money, like paving more roads, and marking better lanes.
- Would like to say: I think it is ridiculous that we spend 2.6 million dollars on law enforcement and we can't afford to pave the roads. Appalling! Let alone ems...come on! I've had a hard time getting to work because the roads were not plowed!
- Would like to see more investment in Quechee. Quechee has the potential to be a destination like Woodstock, but the town won't invest it. We need to develop the parks around the bridge. The town should be active in attracting new businesses to fill the vacant buildings on Route 4 (like Riverstones).

- Would like to see more police patrols 1) Old Quechee Road 2) Main St Quechee from Fat Hat to the Spg
- Would like to see sidewalks in central Quechee to go to Quechee club and from Central Quechee to Route 4 and along Route 4 to include markings along the road. Central Quechee made more attractive. There should be more publicity about WRJ, it's a wonderful town and art district.
- Would like Town to recognize the efforts of Part-time owners
- You are attempting to kill the "golden goose" i.e. nonresidents who own property in Quechee. We create our own value, with our money, then you over-tax us and give us nothing in return
- You flood town meetings with Teachers and town employees to pass what you want, at the expense of the rest of us. Cut costs and stop lying about how much a project will cost. Your estimates are always pure B.S. Stop lying-
- You get poor marks for parks and rec due to your disgraceful handling of the Quechee green dispute with QUA. It was handles like a bunch of middle schoolers in a pissing match. Also, not following through with the pocket parks which were voted for by the town. The entrance to Quechee over the covered bridge used to be the "postcard picture". It looks like the town dump since nothing has been done where Quechee associates was.
- You should have made resident name and address removable and you would have had more responses and better feedback!



Dear Hartford Community Member,

The Town of Hartford is seeking your opinion about how the town is doing and what the town's budgetary priorities should be in the future. Your input is critical to this process as it will help the town develop and set priorities for the 2018 fiscal year which runs from July 1, 2017 to June 30, 2018.

This survey is being conducted in conjunction with the University of New Hampshire Survey Center. The Survey Center will be receiving and compiling responses to this survey to ensure confidentiality. Survey findings will be reported to the Town of Hartford in group format only. Thank you in advance for your participation.

If you have any questions or concerns about this survey, please contact Town Manager Leo Pullar (802-295-9353, lpullar@hartford-vt.org) or Zach Azem at the UNH Survey Center (603-862-4858, zachary.azem@unh.edu).

INSTRUCTIONS

For each item, please circle the response that best matches your opinion. If you have more than one adult who wishes to complete the survey, additional copies of the survey are available at the Municipal Building or by contacting Zach Azem at the UNH Survey Center (603-862-4858, zachary.azem@unh.edu).

TOWN SERVICES

Q1. Below is a list with different town services and the funding for each in the town budget. For each town service please rate your satisfaction AND whether you think town funding for this service should increase, decrease or stay the same in the future.

Service (Overall funding, percentage of 2016-17 town budget)	Your Satisfaction With Service					Should Funding For This Service...			
	Very Satisfied	Satisfied	Unsatisfied	Very Unsatisfied	Have Not Used	Increase	Stay the Same	Decrease	Don't Know
a. Police (\$2.6 million, 15.9%)	1	2	3	4	9	1	2	3	9
b. Fire (\$2.4 million, 14.6%)	1	2	3	4	9	1	2	3	9
c. EMS (\$900 thousand, 5.5%)	1	2	3	4	9	1	2	3	9
d. Parks & Rec. (\$1 million, 6.3%)	1	2	3	4	9	1	2	3	9
e. Planning & Development (\$476 thousand, 2.9%)	1	2	3	4	9	1	2	3	9
f. Libraries (\$328 thousand, 2%)	1	2	3	4	9	1	2	3	9
g. Road Maintenance, Summertime (Includes Paving) (\$1.3 million, 7.9%)	1	2	3	4	9	1	2	3	9
h. Road Maintenance, Wintertime (Includes Snow Removal) (\$950 thousand, 5.8%)	1	2	3	4	9	1	2	3	9
i. Solid Waste Transfer Station (Paid for by waste fees)	1	2	3	4	9	1	2	3	9
j. Administration (\$1.9 million, 11.6%)	1	2	3	4	9	1	2	3	9
k. Health and Social Services (\$313 thousand, 2%)	1	2	3	4	9	1	2	3	9

NOTE: 26% of Town Budget not represented above

Q2. In 2015, the Selectboard determined the Town of Hartford has been operating with understaffed departments and neglected capital improvements. Which of the following options would you be **most likely to support** for future town budgets?

Options	Impact on Taxes	Circle One Option
Fully fund services	Taxes increase 7-10%	1
Somewhat reduce services	Taxes increase 4-6%	2
Significantly reduce or eliminate services	Taxes increase 0-3%	3
	Don't Know/Not Sure	9

TOWN INITIATIVES

Q3. Please indicate if you favor or oppose the following potential projects in Hartford, and if you favor them, are you willing to pay higher property taxes for them?

	Oppose, Not Needed	Favor, But Don't Raise Taxes	Favor, Even If Higher Taxes	Don't Know
a. Increase amount of sidewalks	1	2	3	9
b. Restore Wright's Reservoir	1	2	3	9
c. Increase parking in WRJ downtown	1	2	3	9
d. Create a town trail network	1	2	3	9
e. Increase bike lanes	1	2	3	9

Comments:

Q4. The town of Hartford has been investigating the possibility of extending the residential recycling pickup to include garbage and trash. If it was on the ballot in March of 2017 would you favor or oppose complete curbside pickup for town residents?

1) Strongly Favor 2) Somewhat Favor 3) Somewhat Oppose 4) Strongly Oppose 9) Don't Know/Unsure

Q5. Please indicate if there are any additional projects you would like to see the Town of Hartford invest in:

Q6. Paving roads costs about \$150,000 per mile and lasts about 10 years. Hartford has nearly 100 miles of paved road. Even at a rate of \$1 million a year, road paving falls behind at a rate of about 3 miles per year. If you were on the Selectboard and had to decide, which of the following strategies would you be **most likely to support**?

<u>Paving Strategy</u>	<u>Potential Impact of Strategy</u>	<u>Circle One Option</u>
All roads in Hartford will be paved on schedule	Likely increase in taxes and/or a decrease in spending on programs to cover these paving costs	1
Roads in Hartford will be paved on schedule only when there are sufficient funds to do so	No effect on taxes or programs, but the paving schedule would likely fall behind, leading to worsening road conditions	2
Convert some paved roads back to dirt roads	Saves costs on paving, but would lead to more wear and tear on cars	3
	Don't Know/Not Sure	9

TOWN GOVERNMENT

Q7. Please indicate whether you agree or disagree with the following statements about the Town of Hartford...

	Strongly Disagree	Disagree Somewhat	Neutral	Agree Somewhat	Strongly Agree	Don't Know
a. I receive good value for the taxes I pay	1	2	3	4	5	9
b. I am pleased with the overall direction the town is taking	1	2	3	4	5	9
c. The Town Government welcomes citizen involvement	1	2	3	4	5	9
d. The Town Government is run for the benefit of all of the people	1	2	3	4	5	9
e. Most elected officials care about what people like me think	1	2	3	4	5	9
f. The Town Government is effective at attracting new businesses	1	2	3	4	5	9
g. The Town Government is effective at attracting new families	1	2	3	4	5	9

Comments:

TOWN INVOLVEMENT/COMMUNICATION

Q8. How often do you do each of the following?

	Always	Frequently	Sometimes	Rarely	Never	Don't Know
a. Vote in Hartford town elections	1	2	3	4	5	9
b. Attend Town Meeting events (Info Night, Budget & Candidates Night, Community Day)	1	2	3	4	5	9
c. Serve on Town Boards or Committees	1	2	3	4	5	9
	At Least Once a Week	A Few Times a Month	Once Every 2-3 Months	1-2 Times a Year	Never	Don't Know
d. Attend Hartford Board or Committee Meetings (Selectboard, Planning, Zoning, etc.)	1	2	3	4	5	9
e. Watch Town Meetings on Community Access (CATV)	1	2	3	4	5	9
f. Visit the Town of Hartford website	1	2	3	4	5	9

Q9. How would you rate the Town of Hartford website? 1) Excellent 2) Good 3) Fair 4) Poor 9) Don't Know

Q10. What is the **best way** for the Town of Hartford to better inform you about what it is doing?

- 1) Direct Mailing 2) CATV 3) Town Website 4) Emails/Listservs 5) Social Media
6) Newspaper Ads 7) Radio Ads 8) TV Ads 9) Other – Specify _____

DEMOGRAPHICS (The following questions are for analysis purposes only)

D1. Do you live in the Town of Hartford? 1) Full-Time Resident 2) Seasonal/Part-Time 3) No -> Skip to D5

D2. Do you rent or own your home? 1) Own 2) Rent 3) Other _____

D3. How many years have you lived in Hartford? _____

D4. What village do you live in? 1) Hartford 2) Quechee 3) West Hartford 4) White River Junction 5) Wilder 6) Not Sure

D5. Do you own a business or work in the Town of Hartford? 1) Own a Business 2) Work in Hartford 3) No -> Skip to D7

D6. What village is this in? 1) Hartford 2) Quechee 3) West Hartford 4) White River Junction 5) Wilder 6) Not Sure

D7. How old are you? _____ D8. What is your gender? 1) Male 2) Female 3) Other _____

D9. How many children live in your household? 1) None 2) One 3) Two 4) Three or More

D10. What is your highest level of education? 1) Some High School or Less 2) High School Graduate 3) Some College
4) Technical School 5) College Graduate 6) Postgraduate WorkD11. What is your annual household income? 1) Less than \$25,000 2) \$25,000 - \$49,999 3) \$50,000 - \$74,999
4) \$75,000 - \$99,999 5) \$100,000 - \$149,999 6) \$150,000 - \$199,999 7) \$200,000 or more


Please provide any additional information you would like the town to consider below:

**Thank you for taking the time to complete this survey! Please fold the survey so that the return address is clearly displayed.
Tape the survey together and place it in the mail.**

801175



Hartford Community Survey



NO POSTAGE
NECESSARY
IF MAILED
IN THE
UNITED STATES



BUSINESS REPLY MAIL
FIRST-CLASS MAIL PERMIT NO. 2 DURHAM NH

POSTAGE WILL BE PAID BY ADDRESSEE

THE SURVEY CENTER
UNIVERSITY OF NEW HAMPSHIRE
10 WEST EDGE DRIVE
DURHAM NH 03824-9909

801175